



Race Results

NZ Metropolitan Trotting Club Inc, HRNZ, April 20, 2023

Compilation date: April 20, 2023, 7:12:43 PM (NZST)

Copyright © 2023 HRNZ and NZMTC. All rights reserved.

Trademarks.

StrideMASTER is a registered trademark of Thoroughbred Ratings Pty Ltd.

Disclaimer.

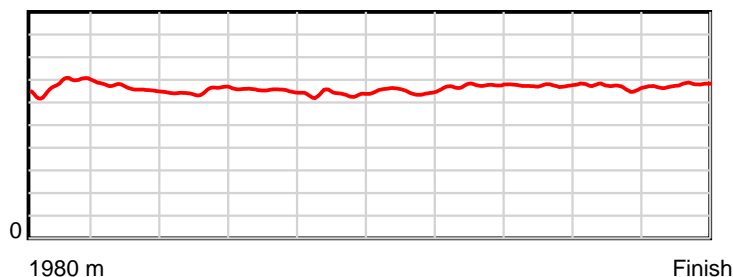
HRNZ and NZMTC and Thoroughbred Ratings Pty Ltd accepts no responsibility for the completeness or accuracy of any of the information contained herein, and makes no representations about its suitability for any particular purpose. Users should make their own judgements about those matters and/or seek independent advice. You assume all risks associated with use of the data provided on this page.

Race Results

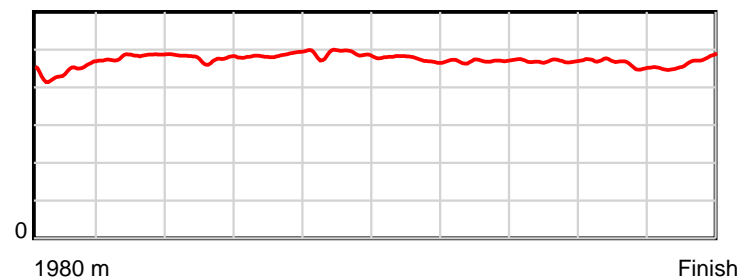
April 20, 2023, Race 4, CONTINENTAL EVENT HIRE MOBILE PACE, Distance 1980m, Addington - Survey 1980m

Result	TAB no.	Horse (Barrier)	1980 to	1800m to	1600m to	1400m to	1200m to	1000m to	800m to	600m to	400m to	200m to	Total or	Margin
1st	4	OK Boomer (4)	1800m	1600m	1400m	1200m	1000m	800m	600m	400m	200m	WP	Average	
		Position in running (margin)	-	1(0.0)	1(0.0)	1(0.0)	1(0.0)	1(0.0)	1(0.0)	1(0.0)	1(0.0)	1(0.0)		0.00
		Sectional time (s)	11.86	14.80	14.70	14.94	15.43	14.78	14.01	14.06	13.97	13.99		
		Cumulative time (s)	142.54	130.68	115.88	101.18	86.24	70.81	56.03	42.02	27.96	13.99	2:22.54	
		Speed (m/s)	15.18	13.51	13.61	13.39	12.96	13.53	14.28	14.22	14.32	14.30	13.89	
		Stride length (m)	6.74	6.52	6.49	6.51	6.33	6.42	6.71	6.68	6.63	6.67	6.57	
		Stride duration (s)	0.443	0.482	0.477	0.486	0.488	0.475	0.470	0.469	0.463	0.466	0.473	
		Stride efficiency (%)	70.95	66.44	65.84	66.17	62.59	64.50	70.43	69.68	68.75	69.43	67.37	
		Stride count	26.71	30.67	30.81	30.74	31.60	31.13	29.79	29.95	30.15	30.01	301.56	

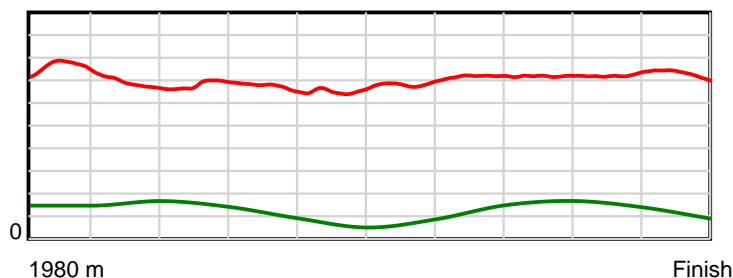
10 m Stride length



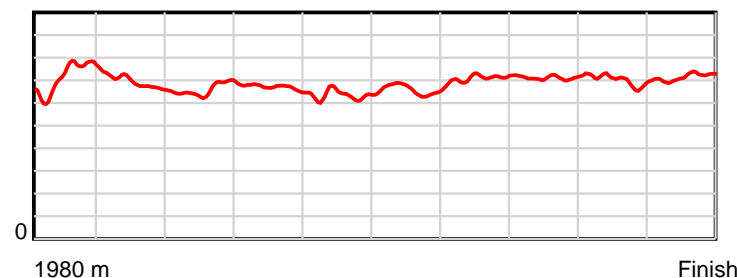
0.6 s Stride duration



20 m/sec Speed



100 % Stride efficiency



Note: Horizontal distance axis grid lines are 200m furlongs.

Disclaimer.

HRNZ and NZMTC and Thoroughbred Ratings Pty Ltd accepts no responsibility for the completeness or accuracy of any of the information contained herein, and makes no representations about its suitability for any particular purpose. Users should make their own judgements about those matters and/or seek independent advice. You assume all risks associated with use of the data provided on this page.

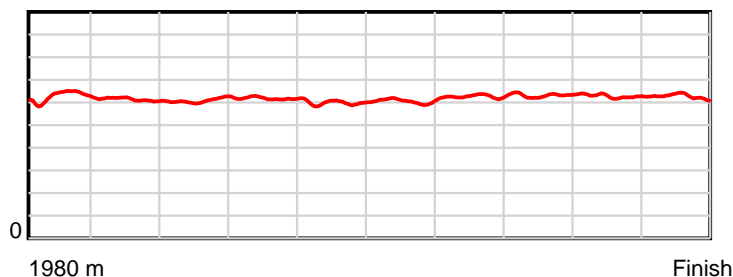


Race Results

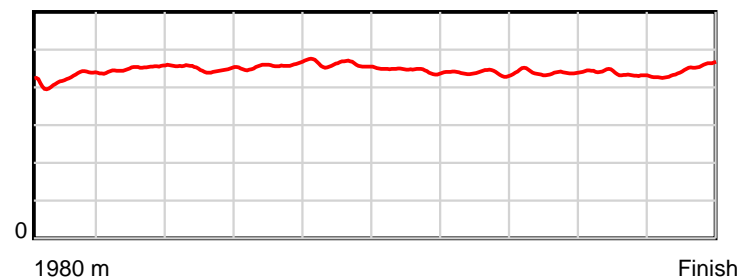
April 20, 2023, Race 4, CONTINENTAL EVENT HIRE MOBILE PACE, Distance 1980m, Addington - Survey 1980m

Result	TAB no.	Horse (Barrier)	1980 to	1800m to	1600m to	1400m to	1200m to	1000m to	800m to	600m to	400m to	200m to	Total or	Margin
2nd	2	Mossdale Terry (2)	1800m	1600m	1400m	1200m	1000m	800m	600m	400m	200m	WP	Average	
		Position in running (margin)	-	3(2.2)	2(2.2)	2(2.4)	2(2.1)	2(1.5)	3(1.9)	3(1.5)	2(1.8)	2(2.2)		4.90
		Sectional time (s)	12.45	14.80	14.74	14.88	15.34	14.85	13.94	14.11	14.04	14.31		
		Cumulative time (s)	143.46	131.01	116.21	101.47	86.59	71.25	56.40	42.46	28.35	14.31	2:23.46	
		Speed (m/s)	14.46	13.51	13.57	13.44	13.04	13.47	14.35	14.17	14.25	13.98	13.80	
		Stride length (m)	6.25	6.09	6.11	6.15	6.01	5.99	6.29	6.23	6.22	6.26	6.16	
		Stride duration (s)	0.423	0.450	0.450	0.458	0.461	0.445	0.438	0.440	0.437	0.448	0.446	
		Stride efficiency (%)	61.07	57.90	58.26	59.11	56.48	56.14	61.77	60.70	60.46	61.31	59.25	
		Stride count	28.79	32.86	32.75	32.52	33.27	33.37	31.81	32.09	32.15	31.93	321.54	

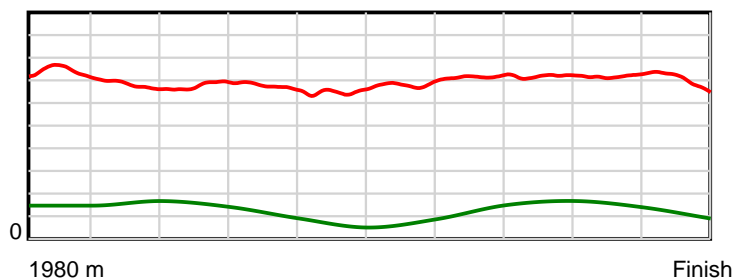
10 m Stride length



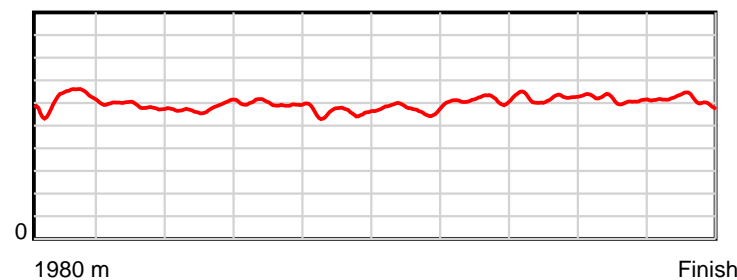
0.6 s Stride duration



20 m/sec Speed



100 % Stride efficiency



Note: Horizontal distance axis grid lines are 200m furlongs.

Disclaimer.

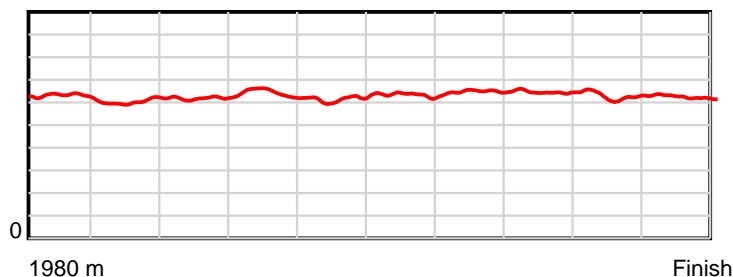
HRNZ and NZMTC and Thoroughbred Ratings Pty Ltd accepts no responsibility for the completeness or accuracy of any of the information contained herein, and makes no representations about its suitability for any particular purpose. Users should make their own judgements about those matters and/or seek independent advice. You assume all risks associated with use of the data provided on this page.

Race Results

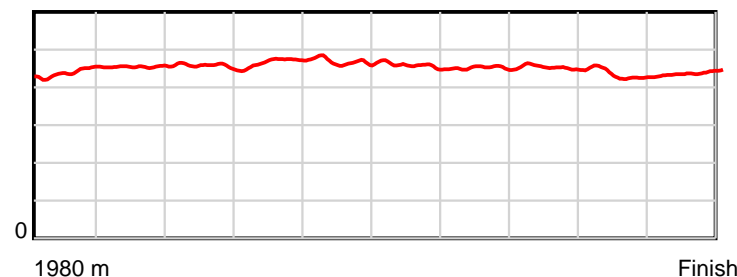
April 20, 2023, Race 4, CONTINENTAL EVENT HIRE MOBILE PACE, Distance 1980m, Addington - Survey 1980m

Result	TAB no.	Horse (Barrier)	1980 to	1800m to	1600m to	1400m to	1200m to	1000m to	800m to	600m to	400m to	200m to	Total or	Margin
3rd	7	Helium (6)	1800m	1600m	1400m	1200m	1000m	800m	600m	400m	200m	WP	Average	
		Position in running (margin)	-	6(5.5)	8(9.1)	8(10.1)	8(7.8)	8(7.3)	8(6.8)	8(6.0)	8(7.4)	8(9.0)		9.40
		Sectional time (s)	12.97	15.39	14.89	14.54	15.36	14.69	13.88	14.29	14.23	14.08		
		Cumulative time (s)	144.32	131.35	115.96	101.07	86.53	71.17	56.48	42.60	28.31	14.08	2:24.32	
		Speed (m/s)	13.88	13.00	13.43	13.76	13.02	13.61	14.41	14.00	14.05	14.20	13.72	
		Stride length (m)	6.29	5.90	6.14	6.44	6.09	6.23	6.50	6.34	6.08	6.23	6.22	
		Stride duration (s)	0.439	0.454	0.457	0.468	0.468	0.457	0.452	0.453	0.433	0.439	0.453	
		Stride efficiency (%)	61.91	54.49	58.93	64.71	58.04	60.58	66.11	62.83	57.83	60.68	60.46	
		Stride count	28.60	33.87	32.57	31.08	32.82	32.12	30.75	31.54	32.88	32.10	318.33	

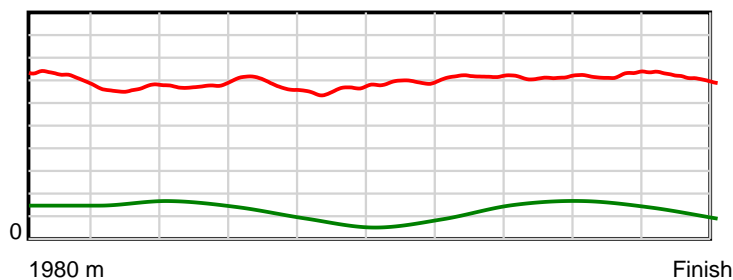
10 m Stride length



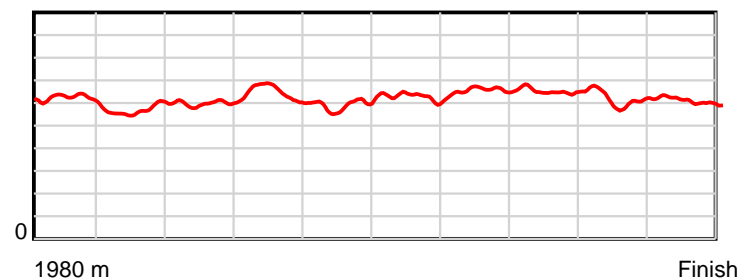
0.6 s Stride duration



20 m/sec Speed



100 % Stride efficiency



Note: Horizontal distance axis grid lines are 200m furlongs.

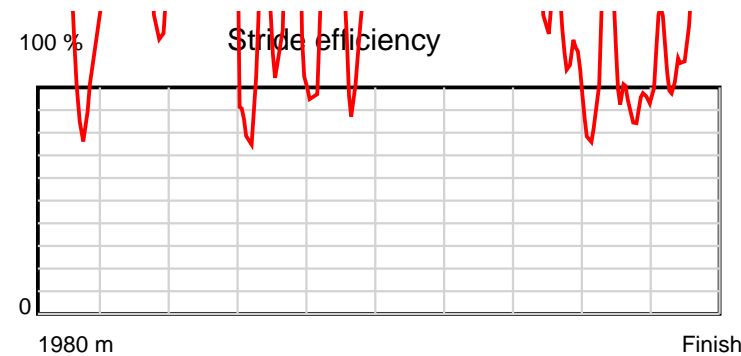
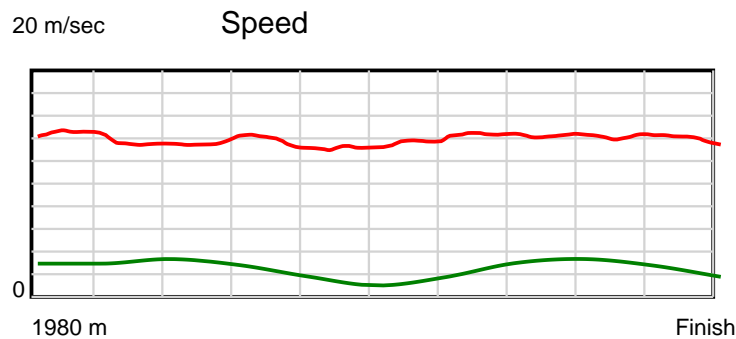
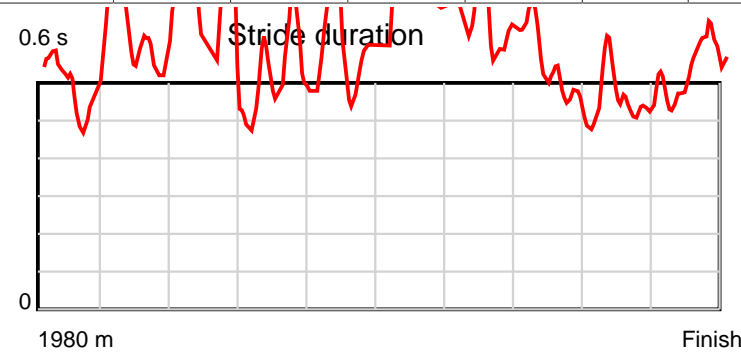
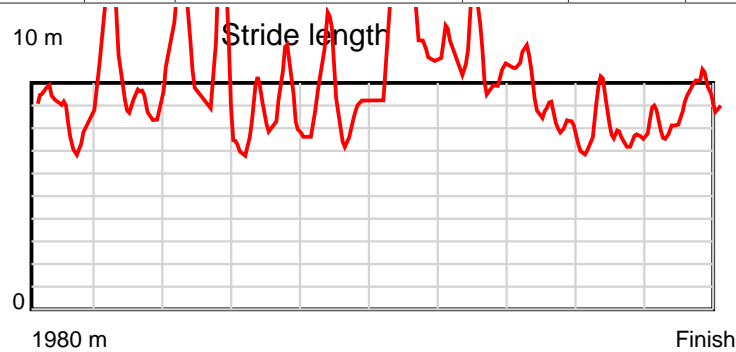
Disclaimer.

HRNZ and NZMTC and Thoroughbred Ratings Pty Ltd accepts no responsibility for the completeness or accuracy of any of the information contained herein, and makes no representations about its suitability for any particular purpose. Users should make their own judgements about those matters and/or seek independent advice. You assume all risks associated with use of the data provided on this page.

Race Results

April 20, 2023, Race 4, CONTINENTAL EVENT HIRE MOBILE PACE, Distance 1980m, Addington - Survey 1980m

Result	TAB no.	Horse (Barrier)	1980 to	1800m to	1600m to	1400m to	1200m to	1000m to	800m to	600m to	400m to	200m to	Total or	Margin
4th	12	Steps Boy (11)	1800m	1600m	1400m	1200m	1000m	800m	600m	400m	200m	WP	Average	
		Position in running (margin)	-	7(5.7)	7(6.8)	7(7.9)	7(5.8)	6(5.7)	6(4.9)	5(4.2)	6(5.7)	7(8.7)		10.50
		Sectional time (s)	12.93	14.98	14.88	14.60	15.41	14.64	13.90	14.31	14.47	14.41		
		Cumulative time (s)	144.53	131.60	116.62	101.74	87.14	71.73	57.09	43.19	28.88	14.41	2:24.53	
		Speed (m/s)	13.92	13.35	13.44	13.70	12.98	13.66	14.39	13.98	13.82	13.88	13.70	
		Stride length (m)	7.34	9.13	7.63	7.46	8.42	10.93	7.89	7.37	7.46	7.94	8.05	
		Stride duration (s)	0.507	0.684	0.568	0.544	0.649	0.800	0.548	0.527	0.540	0.572	0.587	
		Stride efficiency (%)	84.10	130.17	90.97	86.94	110.76	186.60	97.22	84.88	86.97	98.47	101.20	
		Stride count	24.54	21.91	26.21	26.81	23.76	18.30	25.36	27.14	26.81	25.20	246.04	



Note: Horizontal distance axis grid lines are 200m furlongs.

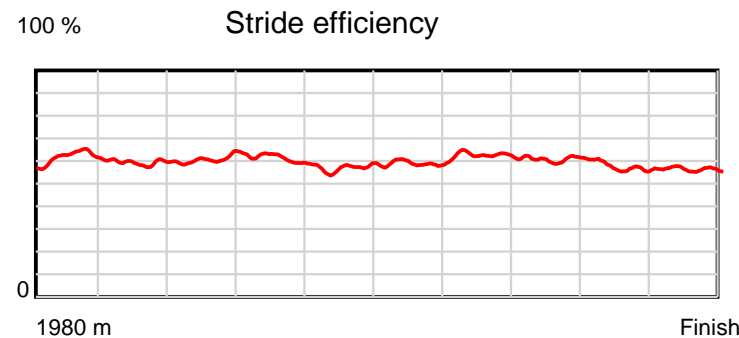
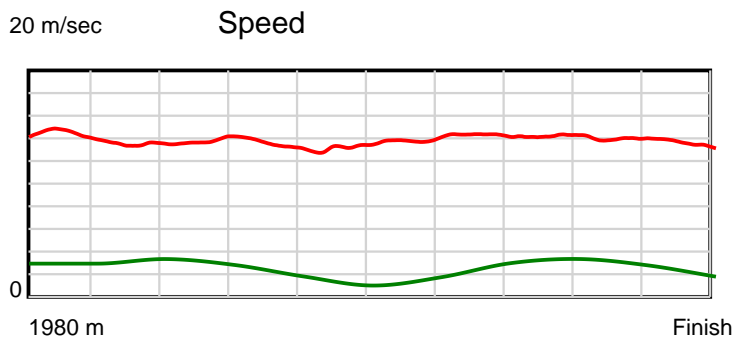
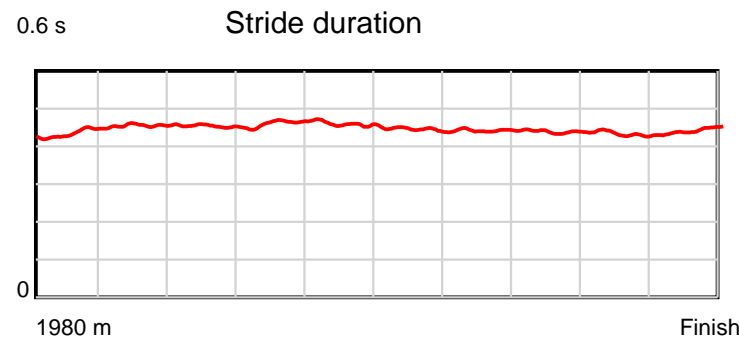
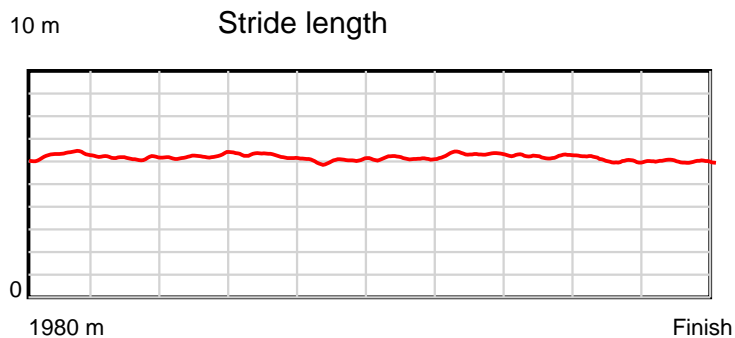
Disclaimer.

HRNZ and NZMTC and Thoroughbred Ratings Pty Ltd accepts no responsibility for the completeness or accuracy of any of the information contained herein, and makes no representations about its suitability for any particular purpose. Users should make their own judgements about those matters and/or seek independent advice. You assume all risks associated with use of the data provided on this page.

Race Results

April 20, 2023, Race 4, CONTINENTAL EVENT HIRE MOBILE PACE, Distance 1980m, Addington - Survey 1980m

Result	TAB no.	Horse (Barrier)	1980 to	1800m to	1600m to	1400m to	1200m to	1000m to	800m to	600m to	400m to	200m to	Total or	Margin
5th	3	Kingsdown Atom (3)	1800m	1600m	1400m	1200m	1000m	800m	600m	400m	200m	WP	Average	
		Position in running (margin)	-	4(3.9)	5(5.3)	5(5.3)	5(4.1)	4(3.5)	4(3.2)	4(2.6)	4(4.1)	4(7.5)		11.00
		Sectional time (s)	12.60	15.03	14.70	14.74	15.34	14.73	13.92	14.31	14.52	14.74		
		Cumulative time (s)	144.63	132.03	117.00	102.30	87.56	72.22	57.49	43.57	29.26	14.74	2:24.63	
		Speed (m/s)	14.29	13.31	13.61	13.57	13.04	13.58	14.37	13.98	13.77	13.57	13.69	
		Stride length (m)	6.30	6.05	6.18	6.25	5.99	6.04	6.35	6.13	5.96	6.01	6.12	
		Stride duration (s)	0.435	0.454	0.454	0.461	0.460	0.445	0.442	0.439	0.433	0.443	0.447	
		Stride efficiency (%)	62.00	57.15	59.60	61.09	56.12	56.95	63.03	58.81	55.52	56.45	58.56	
		Stride count	28.58	33.07	32.38	31.99	33.37	33.13	31.49	32.60	33.55	33.28	323.44	



Note: Horizontal distance axis grid lines are 200m furlongs.

Disclaimer.

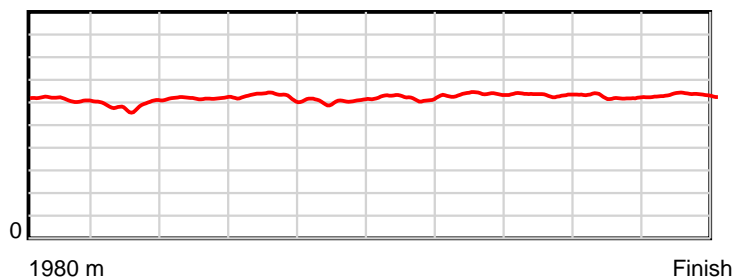
HRNZ and NZMTC and Thoroughbred Ratings Pty Ltd accepts no responsibility for the completeness or accuracy of any of the information contained herein, and makes no representations about its suitability for any particular purpose. Users should make their own judgements about those matters and/or seek independent advice. You assume all risks associated with use of the data provided on this page.

Race Results

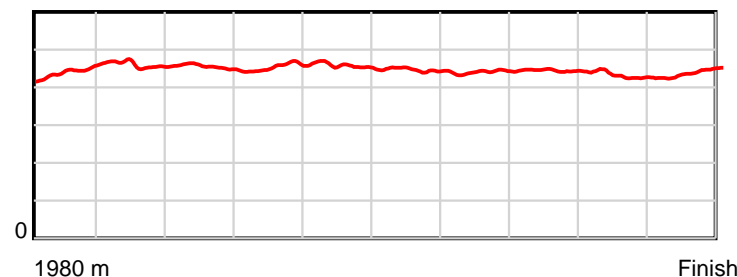
April 20, 2023, Race 4, CONTINENTAL EVENT HIRE MOBILE PACE, Distance 1980m, Addington - Survey 1980m

Result	TAB no.	Horse (Barrier)	1980 to	1800m to	1600m to	1400m to	1200m to	1000m to	800m to	600m to	400m to	200m to	Total or	Margin
6th	8	Tremendous Lov... (7)	1800m	1600m	1400m	1200m	1000m	800m	600m	400m	200m	WP	Average	
		Position in running (margin)	-	11(7.5)	11(14.6)	11(16.1)	11(12.9)	12(11.9)	11(10.9)	11(9.8)	11(11.9)	11(13.0)		11.50
		Sectional time (s)	13.20	15.98	14.95	14.41	15.26	14.62	13.84	14.40	14.14	13.92		
		Cumulative time (s)	144.72	131.52	115.54	100.59	86.18	70.92	56.30	42.46	28.06	13.92	2:24.72	
		Speed (m/s)	13.64	12.52	13.38	13.88	13.11	13.68	14.45	13.89	14.14	14.37	13.68	
		Stride length (m)	6.15	5.76	6.09	6.30	6.00	6.10	6.37	6.17	6.09	6.32	6.13	
		Stride duration (s)	0.441	0.460	0.455	0.454	0.458	0.446	0.440	0.444	0.431	0.440	0.448	
		Stride efficiency (%)	59.13	51.83	57.91	61.96	56.29	58.23	63.34	59.41	58.02	62.41	58.72	
		Stride count	29.26	34.73	32.85	31.76	33.32	32.76	31.41	32.44	32.82	31.65	323.00	

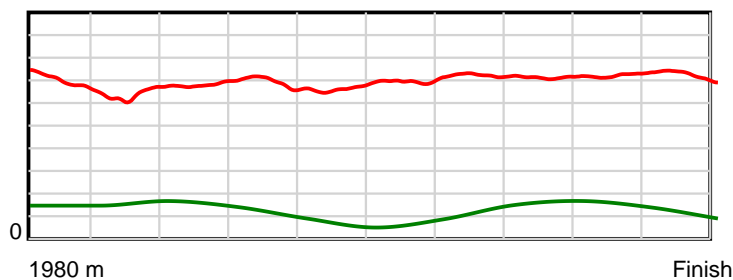
10 m Stride length



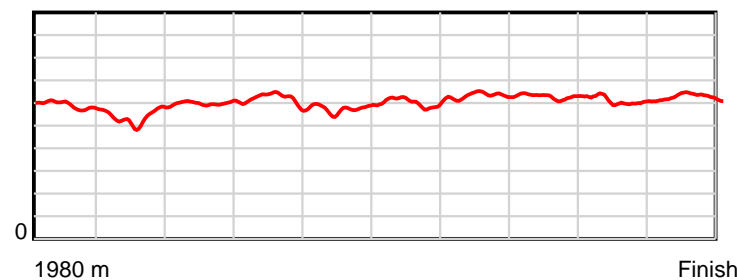
0.6 s Stride duration



20 m/sec Speed



100 % Stride efficiency



Note: Horizontal distance axis grid lines are 200m furlongs.

Disclaimer.

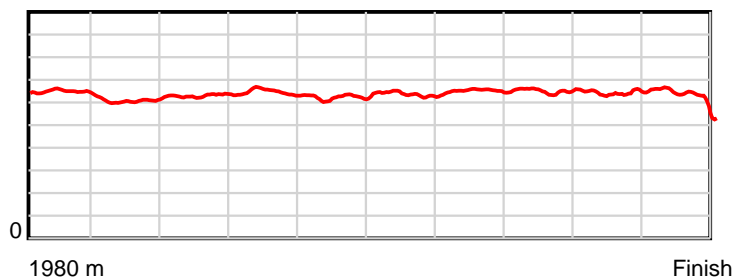
HRNZ and NZMTC and Thoroughbred Ratings Pty Ltd accepts no responsibility for the completeness or accuracy of any of the information contained herein, and makes no representations about its suitability for any particular purpose. Users should make their own judgements about those matters and/or seek independent advice. You assume all risks associated with use of the data provided on this page.

Race Results

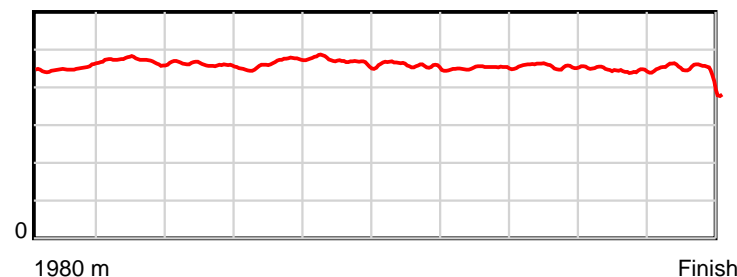
April 20, 2023, Race 4, CONTINENTAL EVENT HIRE MOBILE PACE, Distance 1980m, Addington - Survey 1980m

Result	TAB no.	Horse (Barrier)	1980 to	1800m to	1600m to	1400m to	1200m to	1000m to	800m to	600m to	400m to	200m to	Total or	Margin
7th	13	Glover (12)	1800m	1600m	1400m	1200m	1000m	800m	600m	400m	200m	WP	Average	
		Position in running (margin)	-	9(6.3)	10(12.3)	10(13.0)	10(9.9)	10(9.3)	9(8.3)	9(7.3)	9(8.4)	10(10.9)		11.50
		Sectional time (s)	12.88	15.79	14.82	14.44	15.33	14.62	13.83	14.25	14.38	14.39		
		Cumulative time (s)	144.73	131.85	116.06	101.24	86.80	71.47	56.85	43.02	28.77	14.39	2:24.73	
		Speed (m/s)	13.98	12.67	13.50	13.85	13.05	13.68	14.46	14.04	13.91	13.90	13.68	
		Stride length (m)	6.48	5.96	6.21	6.43	6.12	6.25	6.53	6.39	6.16	6.09	6.26	
		Stride duration (s)	0.449	0.471	0.460	0.464	0.469	0.457	0.451	0.455	0.443	0.438	0.457	
		Stride efficiency (%)	65.62	55.51	60.27	64.69	58.59	61.09	66.53	63.78	59.27	58.01	61.15	
		Stride count	27.78	33.56	32.21	31.08	32.66	31.99	30.65	31.30	32.47	32.82	316.52	

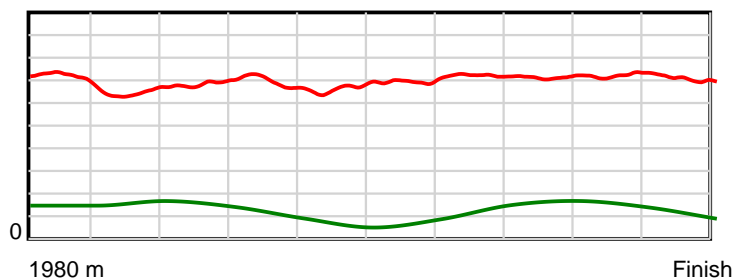
10 m Stride length



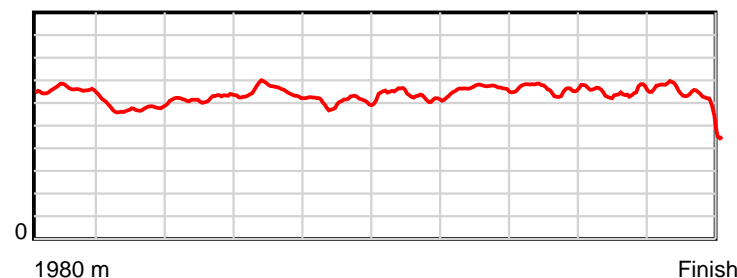
0.6 s Stride duration



20 m/sec Speed



100 % Stride efficiency



Note: Horizontal distance axis grid lines are 200m furlongs.

Disclaimer.

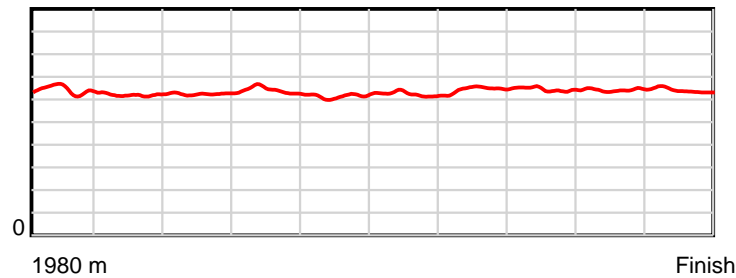
HRNZ and NZMTC and Thoroughbred Ratings Pty Ltd accepts no responsibility for the completeness or accuracy of any of the information contained herein, and makes no representations about its suitability for any particular purpose. Users should make their own judgements about those matters and/or seek independent advice. You assume all risks associated with use of the data provided on this page.

Race Results

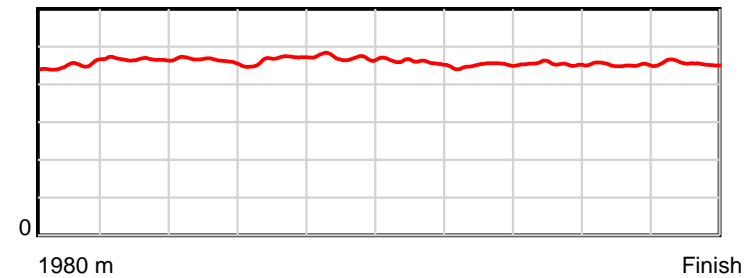
April 20, 2023, Race 4, CONTINENTAL EVENT HIRE MOBILE PACE, Distance 1980m, Addington - Survey 1980m

Result	TAB no.	Horse (Barrier)	1980 to	1800m to	1600m to	1400m to	1200m to	1000m to	800m to	600m to	400m to	200m to	Total or	Margin
8th	11	Superstar Lege... (10)	1800m	1600m	1400m	1200m	1000m	800m	600m	400m	200m	WP	Average	
		Position in running (margin)	-	10(7.0)	9(9.1)	9(10.4)	9(7.9)	9(8.2)	10(8.4)	10(8.4)	10(8.9)	9(10.4)		11.50
		Sectional time (s)	13.15	15.15	14.92	14.53	15.47	14.82	14.00	14.15	14.22	14.32		
		Cumulative time (s)	144.73	131.58	116.43	101.51	86.98	71.51	56.69	42.69	28.54	14.32	2:24.73	
		Speed (m/s)	13.69	13.20	13.40	13.76	12.93	13.50	14.29	14.13	14.06	13.97	13.68	
		Stride length (m)	6.43	6.16	6.23	6.41	6.09	6.21	6.42	6.42	6.35	6.36	6.31	
		Stride duration (s)	0.451	0.467	0.465	0.466	0.471	0.460	0.450	0.454	0.452	0.456	0.461	
		Stride efficiency (%)	64.54	59.34	60.62	64.17	58.03	60.26	64.49	64.31	63.05	63.28	62.12	
		Stride count	28.01	32.45	32.11	31.21	32.82	32.21	31.13	31.18	31.48	31.43	314.03	

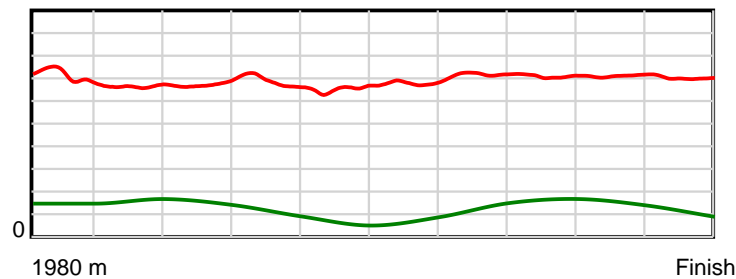
10 m Stride length



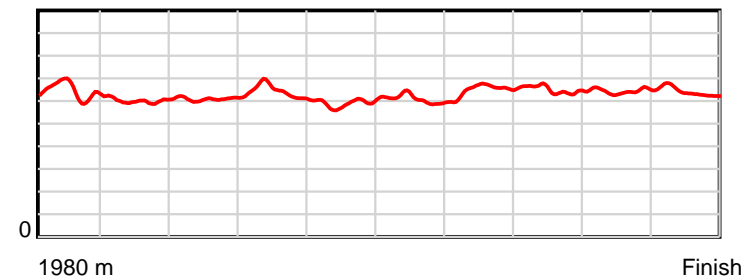
0.6 s Stride duration



20 m/sec Speed



100 % Stride efficiency



Note: Horizontal distance axis grid lines are 200m furlongs.

Disclaimer.

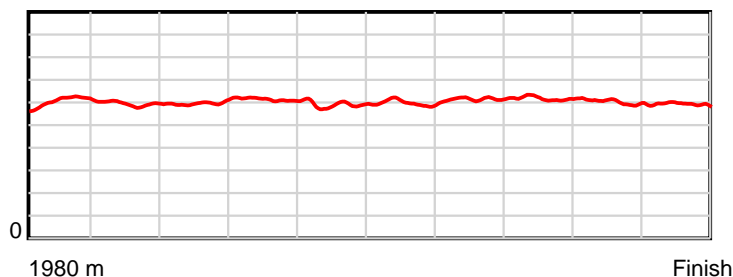
HRNZ and NZMTC and Thoroughbred Ratings Pty Ltd accepts no responsibility for the completeness or accuracy of any of the information contained herein, and makes no representations about its suitability for any particular purpose. Users should make their own judgements about those matters and/or seek independent advice. You assume all risks associated with use of the data provided on this page.

Race Results

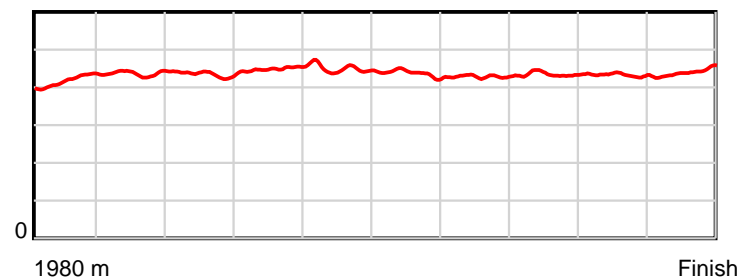
April 20, 2023, Race 4, CONTINENTAL EVENT HIRE MOBILE PACE, Distance 1980m, Addington - Survey 1980m

Result	TAB no.	Horse (Barrier)	1980 to	1800m to	1600m to	1400m to	1200m to	1000m to	800m to	600m to	400m to	200m to	Total or	Margin
9th	1	Franco Cornel (1)	1800m	1600m	1400m	1200m	1000m	800m	600m	400m	200m	WP	Average	
		Position in running (margin)	-	5(4.5)	4(4.9)	4(4.9)	4(3.8)	5(3.8)	5(4.3)	6(4.3)	5(5.0)	5(7.7)		12.40
		Sectional time (s)	12.79	14.86	14.70	14.76	15.43	14.87	14.01	14.18	14.41	14.88		
		Cumulative time (s)	144.89	132.10	117.24	102.54	87.78	72.35	57.48	43.47	29.29	14.88	2:24.89	
		Speed (m/s)	14.08	13.46	13.61	13.55	12.96	13.45	14.28	14.10	13.88	13.44	13.67	
		Stride length (m)	6.06	5.88	5.92	6.08	5.83	5.88	6.11	6.13	6.00	5.92	5.98	
		Stride duration (s)	0.419	0.437	0.435	0.449	0.450	0.437	0.428	0.434	0.433	0.441	0.437	
		Stride efficiency (%)	57.33	53.95	54.76	57.80	53.06	54.06	58.37	58.69	56.30	54.78	55.85	
		Stride count	29.72	34.04	33.78	32.88	34.32	34.00	32.72	32.64	33.32	33.78	331.20	

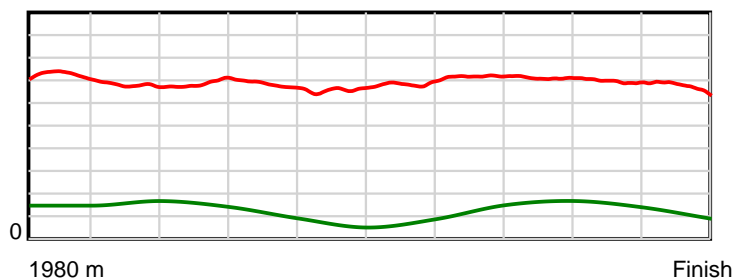
10 m Stride length



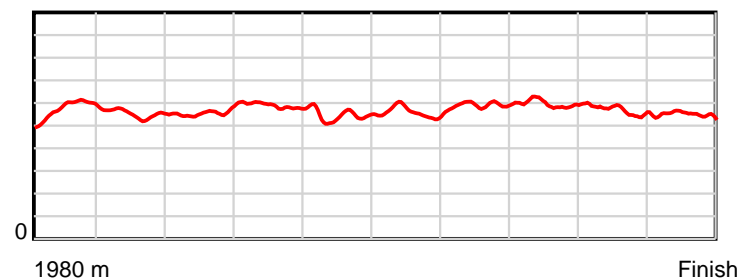
0.6 s Stride duration



20 m/sec Speed



100 % Stride efficiency



Note: Horizontal distance axis grid lines are 200m furlongs.

Disclaimer.

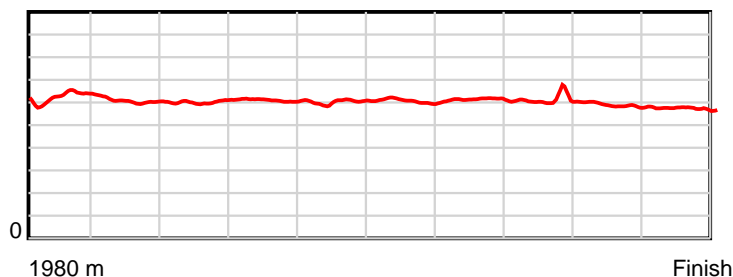
HRNZ and NZMTC and Thoroughbred Ratings Pty Ltd accepts no responsibility for the completeness or accuracy of any of the information contained herein, and makes no representations about its suitability for any particular purpose. Users should make their own judgements about those matters and/or seek independent advice. You assume all risks associated with use of the data provided on this page.

Race Results

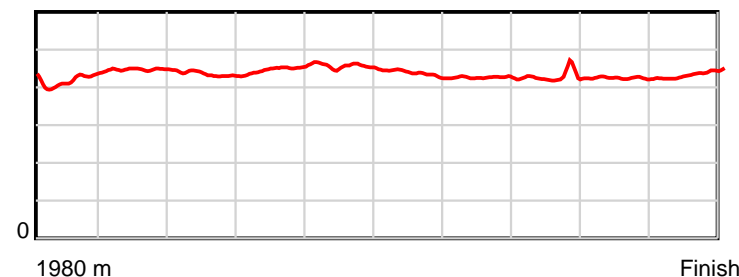
April 20, 2023, Race 4, CONTINENTAL EVENT HIRE MOBILE PACE, Distance 1980m, Addington - Survey 1980m

Result	TAB no.	Horse (Barrier)	1980 to	1800m to	1600m to	1400m to	1200m to	1000m to	800m to	600m to	400m to	200m to	Total or	Margin
10th	6	Darby O'Gill (5)	1800m	1600m	1400m	1200m	1000m	800m	600m	400m	200m	WP	Average	
		Position in running (margin)	-	2(1.4)	3(3.1)	3(3.1)	3(2.1)	3(1.9)	2(1.1)	2(0.8)	3(2.1)	3(6.0)		12.50
		Sectional time (s)	12.20	15.07	14.71	14.77	15.39	14.66	13.94	14.28	14.62	15.27		
		Cumulative time (s)	144.91	132.71	117.64	102.93	88.16	72.77	58.11	44.17	29.89	15.27	2:24.91	
		Speed (m/s)	14.76	13.27	13.60	13.54	13.00	13.64	14.35	14.01	13.68	13.10	13.66	
		Stride length (m)	6.21	5.93	5.92	6.07	5.92	5.95	6.11	5.98	5.81	5.71	5.96	
		Stride duration (s)	0.417	0.447	0.435	0.448	0.456	0.436	0.426	0.427	0.425	0.436	0.436	
		Stride efficiency (%)	60.21	55.00	54.77	57.49	54.86	55.38	58.30	55.82	52.81	50.90	55.43	
		Stride count	29.00	33.71	33.78	32.97	33.76	33.60	32.74	33.46	34.40	35.04	332.46	

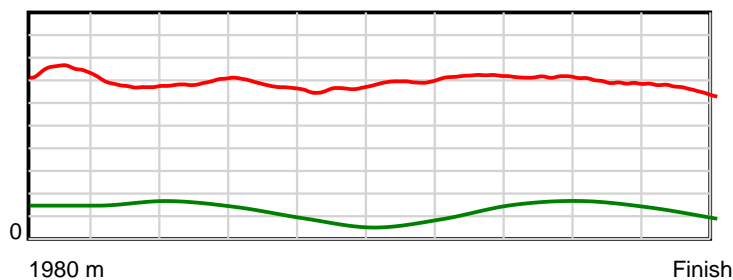
10 m Stride length



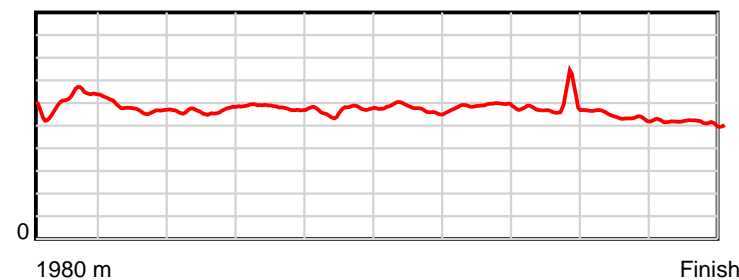
0.6 s Stride duration



20 m/sec Speed



100 % Stride efficiency



Note: Horizontal distance axis grid lines are 200m furlongs.

Disclaimer.

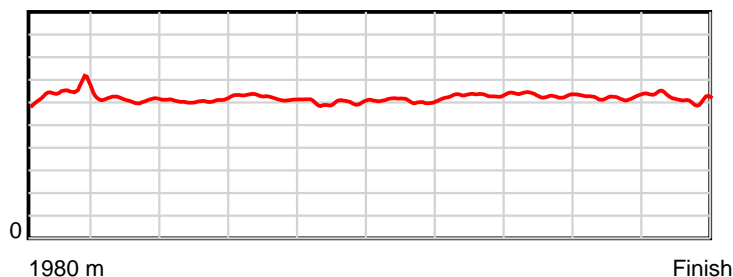
HRNZ and NZMTC and Thoroughbred Ratings Pty Ltd accepts no responsibility for the completeness or accuracy of any of the information contained herein, and makes no representations about its suitability for any particular purpose. Users should make their own judgements about those matters and/or seek independent advice. You assume all risks associated with use of the data provided on this page.

Race Results

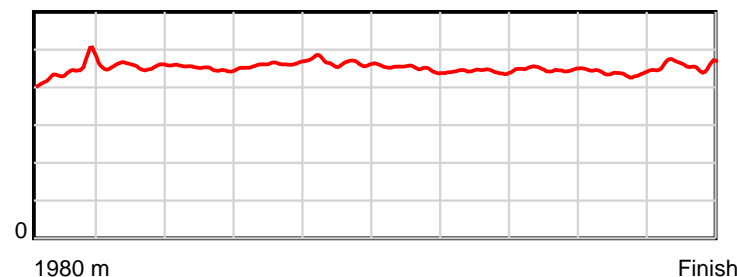
April 20, 2023, Race 4, CONTINENTAL EVENT HIRE MOBILE PACE, Distance 1980m, Addington - Survey 1980m

Result	TAB no.	Horse (Barrier)	1980 to	1800m to	1600m to	1400m to	1200m to	1000m to	800m to	600m to	400m to	200m to	Total or	Margin
11th	10	He's Tough (9)	1800m	1600m	1400m	1200m	1000m	800m	600m	400m	200m	WP	Average	
		Position in running (margin)	-	8(6.2)	6(6.8)	6(6.9)	6(5.8)	7(6.2)	7(6.0)	7(6.0)	7(6.9)	6(8.1)		12.80
		Sectional time (s)	13.07	14.90	14.71	14.76	15.50	14.76	14.00	14.21	14.18	14.88		
		Cumulative time (s)	144.97	131.90	117.00	102.29	87.53	72.03	57.27	43.27	29.06	14.88	2:24.97	
		Speed (m/s)	13.78	13.42	13.60	13.55	12.90	13.55	14.29	14.07	14.10	13.44	13.66	
		Stride length (m)	6.43	6.11	6.12	6.24	6.02	6.09	6.32	6.30	6.18	6.16	6.19	
		Stride duration (s)	0.444	0.455	0.451	0.461	0.466	0.450	0.443	0.448	0.438	0.458	0.453	
		Stride efficiency (%)	64.59	58.36	58.61	60.92	56.63	58.01	62.51	62.02	59.63	59.32	59.95	
		Stride count	28.00	32.73	32.66	32.03	33.22	32.82	31.62	31.75	32.38	32.46	319.67	

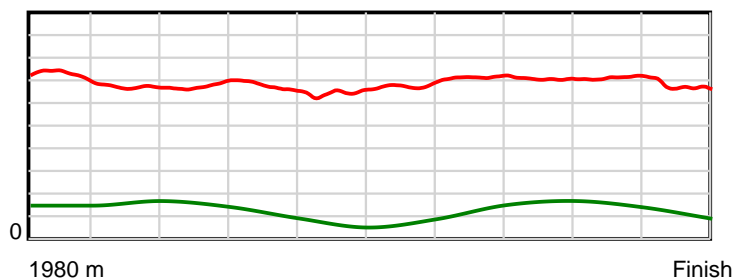
10 m Stride length



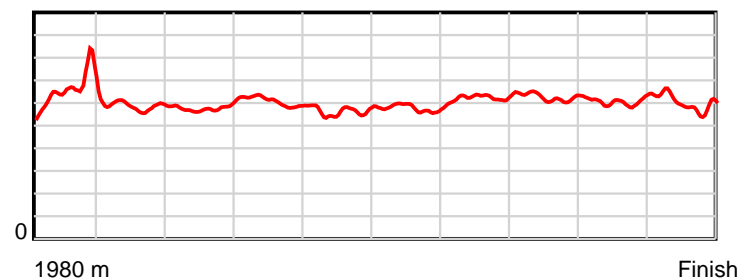
0.6 s Stride duration



20 m/sec Speed



100 % Stride efficiency



Note: Horizontal distance axis grid lines are 200m furlongs.

Disclaimer.

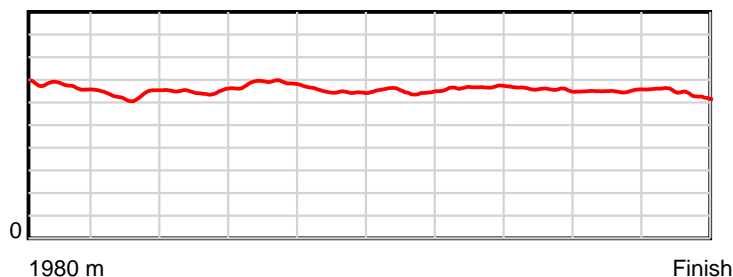
HRNZ and NZMTC and Thoroughbred Ratings Pty Ltd accepts no responsibility for the completeness or accuracy of any of the information contained herein, and makes no representations about its suitability for any particular purpose. Users should make their own judgements about those matters and/or seek independent advice. You assume all risks associated with use of the data provided on this page.

Race Results

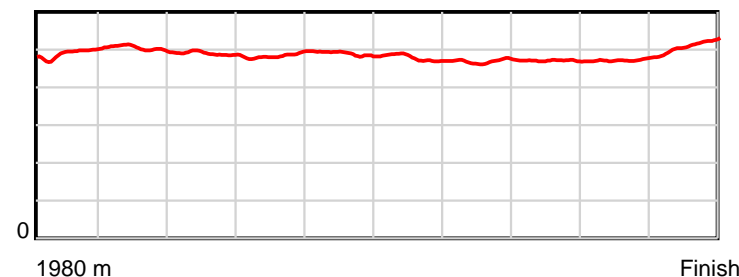
April 20, 2023, Race 4, CONTINENTAL EVENT HIRE MOBILE PACE, Distance 1980m, Addington - Survey 1980m

Result	TAB no.	Horse (Barrier)	1980 to	1800m to	1600m to	1400m to	1200m to	1000m to	800m to	600m to	400m to	200m to	Total or	Margin
12th	9	The Conqueror (8)	1800m	1600m	1400m	1200m	1000m	800m	600m	400m	200m	WP	Average	
		Position in running (margin)	-	12(7.9)	12(17.8)	12(18.7)	12(14.0)	11(11.2)	12(11.3)	12(10.5)	12(12.5)	12(14.7)		24.60
		Sectional time (s)	13.16	16.45	14.86	14.15	14.95	14.82	13.87	14.40	14.33	16.21		
		Cumulative time (s)	147.20	134.04	117.59	102.73	88.58	73.63	58.81	44.94	30.54	16.21	2:27.20	
		Speed (m/s)	13.68	12.16	13.46	14.13	13.38	13.50	14.42	13.89	13.96	12.34	13.45	
		Stride length (m)	6.73	6.12	6.59	6.84	6.54	6.45	6.77	6.54	6.59	6.33	6.54	
		Stride duration (s)	0.491	0.504	0.489	0.484	0.489	0.478	0.469	0.471	0.473	0.513	0.486	
		Stride efficiency (%)	70.83	58.62	67.82	73.20	66.77	65.00	71.58	66.80	67.94	62.61	66.88	
		Stride count	26.74	32.65	30.36	29.22	30.60	31.01	29.55	30.59	30.33	31.60	302.65	

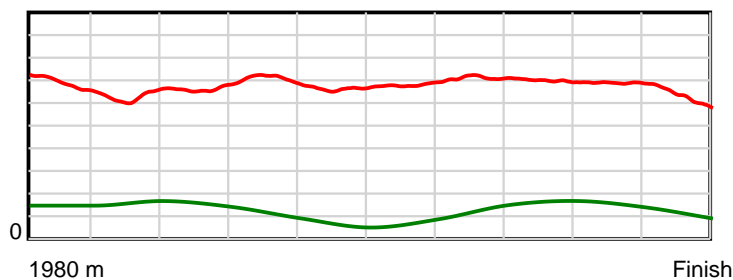
10 m Stride length



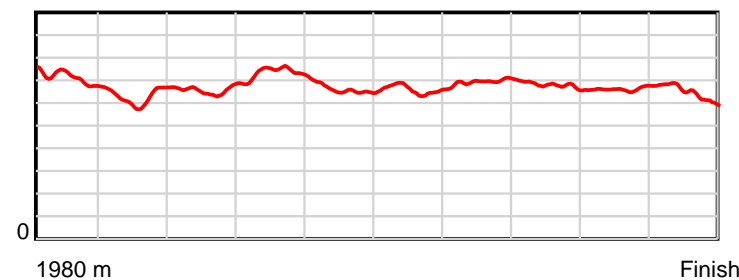
0.6 s Stride duration



20 m/sec Speed



100 % Stride efficiency



Note: Horizontal distance axis grid lines are 200m furlongs.

Disclaimer.

HRNZ and NZMTC and Thoroughbred Ratings Pty Ltd accepts no responsibility for the completeness or accuracy of any of the information contained herein, and makes no representations about its suitability for any particular purpose. Users should make their own judgements about those matters and/or seek independent advice. You assume all risks associated with use of the data provided on this page.