



Race Results

NZ Metropolitan Trotting Club Inc, HRNZ, April 20, 2023

Compilation date: April 20, 2023, 9:11:18 PM (NZST)

Copyright © 2023 HRNZ and NZMTC. All rights reserved.

Trademarks.

StrideMASTER is a registered trademark of Thoroughbred Ratings Pty Ltd.

Disclaimer.

HRNZ and NZMTC and Thoroughbred Ratings Pty Ltd accepts no responsibility for the completeness or accuracy of any of the information contained herein, and makes no representations about its suitability for any particular purpose. Users should make their own judgements about those matters and/or seek independent advice. You assume all risks associated with use of the data provided on this page.



Race Results



April 20, 2023, Race 1, , Distance 2600m, Addington - Survey 3200m

Result	TAB no.	Horse (Barrier)	2600 to	2400m to
1st	3	Bella Button (5)	2400m	2200m
		Position in running (margin)	-	2(4.2)
		Sectional time (s)	17.23	15.43
		Cumulative time (s)	205.88	188.65
		Speed (m/s)	11.61	12.96
		Stride length (m)	5.45	6.18
		Stride duration (s)	0.469	0.477
		Stride efficiency (%)	46.45	59.72
		Stride count	36.68	32.35

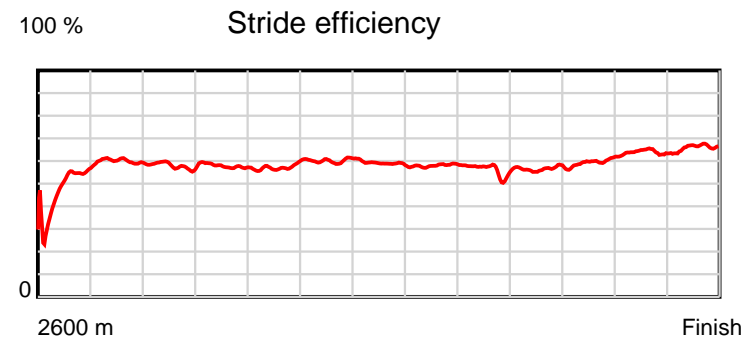
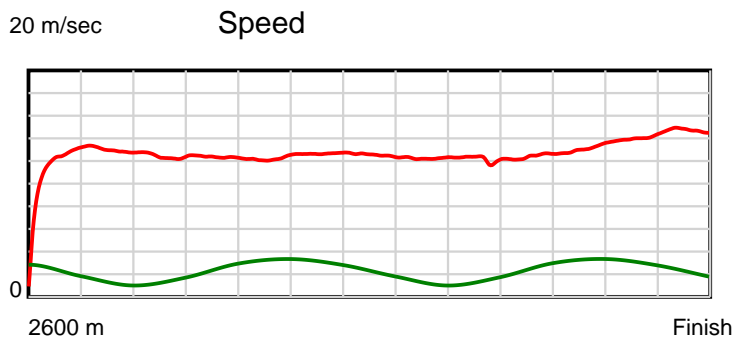
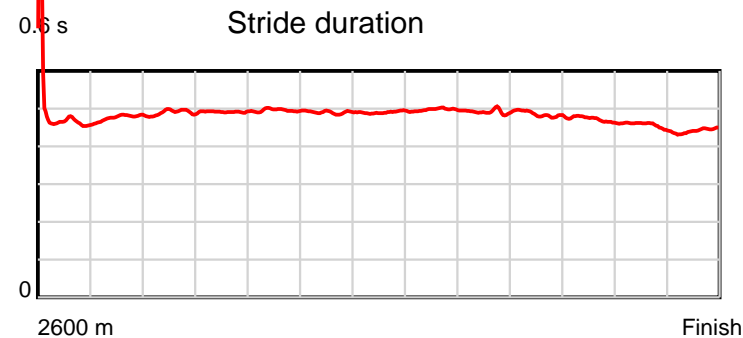
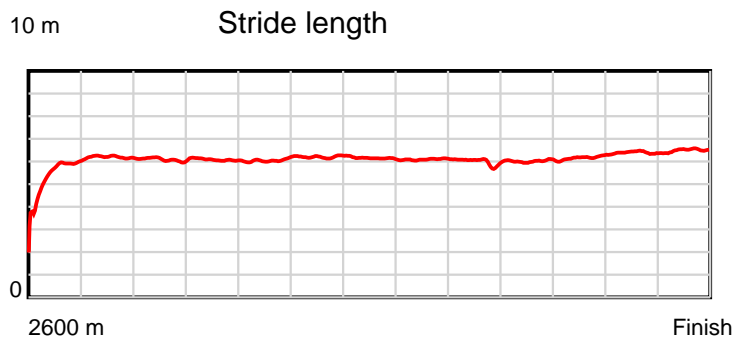
Disclaimer.

HRNZ and NZMTC and Thoroughbred Ratings Pty Ltd accepts no responsibility for the completeness or accuracy of any of the information contained herein, and makes no representations about its suitability for any particular purpose. Users should make their own judgements about those matters and/or seek independent advice. You assume all risks associated with use of the data provided on this page.

Race Results

April 20, 2023, Race 1, , Distance 2600m, Addington - Survey 3200m

Result	TAB no.	Horse (Barrier)	2200m to	2000m to	1800m to	1600m to	1400m to	1200m to	1000m to	800m to	600m to	400m to	200m to	Total or	Margin
1st	3	Bella Button (5)	2000m	1800m	1600m	1400m	1200m	1000m	800m	600m	400m	200m	WP	Average	
		Position in running (margin)	2(2.7)	2(1.9)	2(1.8)	2(1.7)	2(1.7)	2(1.9)	2(2.1)	1(0.0)	1(0.0)	1(0.0)	1(0.0)		0.00
		Sectional time (s)	16.16	16.20	16.54	15.81	16.06	16.29	16.60	16.21	15.45	14.28	13.62		
		Cumulative time (s)	173.22	157.06	140.86	124.32	108.51	92.45	76.16	59.56	43.35	27.90	13.62	3:25.88	
		Speed (m/s)	12.38	12.35	12.09	12.65	12.45	12.28	12.05	12.34	12.94	14.01	14.68	12.63	
		Stride length (m)	6.06	6.07	5.99	6.20	6.10	6.10	5.93	5.99	6.11	6.39	6.48	6.07	
		Stride duration (s)	0.490	0.492	0.495	0.490	0.490	0.497	0.492	0.485	0.472	0.456	0.441	0.481	
		Stride efficiency (%)	57.36	57.56	56.05	60.08	58.21	58.21	54.86	55.99	58.28	63.82	65.65	57.60	
		Stride count	33.01	32.95	33.40	32.26	32.77	32.77	33.75	33.41	32.75	31.30	30.86	428.26	



Note: Horizontal distance axis grid lines are 200m furlongs.

Disclaimer.

HRNZ and NZMTC and Thoroughbred Ratings Pty Ltd accepts no responsibility for the completeness or accuracy of any of the information contained herein, and makes no representations about its suitability for any particular purpose. Users should make their own judgements about those matters and/or seek independent advice. You assume all risks associated with use of the data provided on this page.



Race Results



April 20, 2023, Race 1, , Distance 2600m, Addington - Survey 3200m

Result	TAB no.	Horse (Barrier)	2600 to	2400m to
2nd	4	Madeleine Stow... (6)	2400m	2200m
		Position in running (margin)	-	4(6.9)
		Sectional time (s)	17.67	15.63
		Cumulative time (s)	206.04	188.37
		Speed (m/s)	11.32	12.80
		Stride length (m)	5.09	5.66
		Stride duration (s)	0.443	0.442
		Stride efficiency (%)	40.54	50.07
		Stride count	39.27	35.33

Disclaimer.

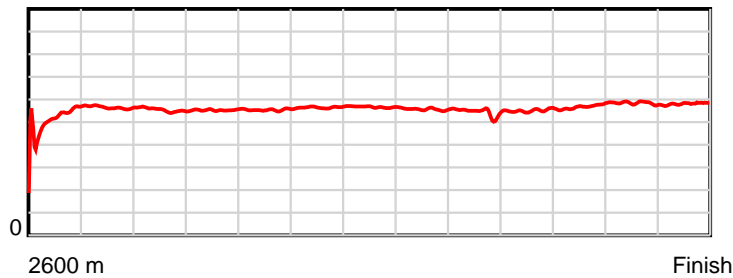
HRNZ and NZMTC and Thoroughbred Ratings Pty Ltd accepts no responsibility for the completeness or accuracy of any of the information contained herein, and makes no representations about its suitability for any particular purpose. Users should make their own judgements about those matters and/or seek independent advice. You assume all risks associated with use of the data provided on this page.

Race Results

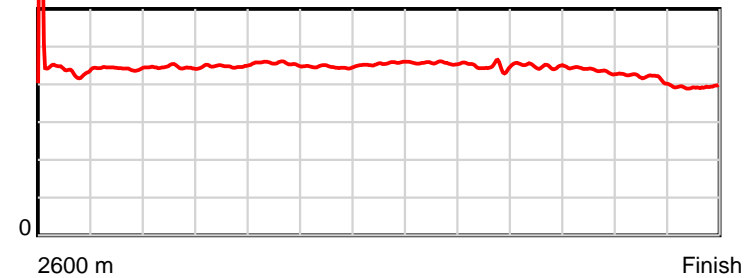
April 20, 2023, Race 1, , Distance 2600m, Addington - Survey 3200m

Result	TAB no.	Horse (Barrier)	2200m to	2000m to	1800m to	1600m to	1400m to	1200m to	1000m to	800m to	600m to	400m to	200m to	Total or	Margin
2nd	4	Madeleine Stow... (6)	2000m	1800m	1600m	1400m	1200m	1000m	800m	600m	400m	200m	WP	Average	
		Position in running (margin)	3(6.6)	3(4.9)	3(4.4)	3(4.1)	3(4.2)	3(4.2)	3(5.3)	2(1.6)	2(1.5)	3(2.0)	3(2.3)		0.90
		Sectional time (s)	16.02	16.12	16.51	15.83	16.01	16.45	16.33	16.20	15.53	14.32	13.42		
		Cumulative time (s)	172.74	156.72	140.60	124.09	108.26	92.25	75.80	59.47	43.27	27.74	13.42	3:26.04	
		Speed (m/s)	12.48	12.41	12.11	12.63	12.49	12.16	12.25	12.35	12.88	13.97	14.90	12.62	
		Stride length (m)	5.56	5.55	5.52	5.64	5.68	5.55	5.49	5.54	5.63	5.84	5.86	5.58	
		Stride duration (s)	0.445	0.448	0.456	0.446	0.455	0.456	0.448	0.449	0.437	0.418	0.393	0.442	
		Stride efficiency (%)	48.29	48.16	47.62	49.65	50.45	48.06	47.12	48.01	49.58	53.29	53.57	48.65	
		Stride count	35.98	36.02	36.23	35.48	35.20	36.07	36.42	36.08	35.51	34.25	34.16	466.00	

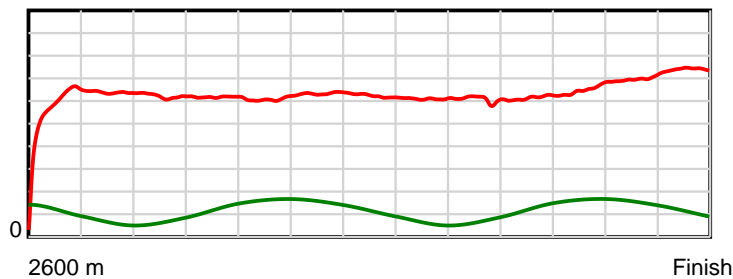
10 m Stride length



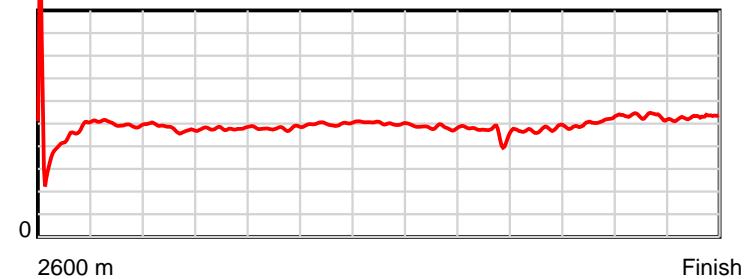
0.5 s Stride duration



20 m/sec Speed



100 % Stride efficiency



Note: Horizontal distance axis grid lines are 200m furlongs.

Disclaimer.

HRNZ and NZMTC and Thoroughbred Ratings Pty Ltd accepts no responsibility for the completeness or accuracy of any of the information contained herein, and makes no representations about its suitability for any particular purpose. Users should make their own judgements about those matters and/or seek independent advice. You assume all risks associated with use of the data provided on this page.



Race Results



April 20, 2023, Race 1, , Distance 2600m, Addington - Survey 3200m

Result	TAB no.	Horse (Barrier)	2600 to	2400m to
3rd	6	Holly Highland... (2)	2400m	2200m
		Position in running (margin)	-	7(11.6)
		Sectional time (s)	18.36	15.78
		Cumulative time (s)	206.12	187.76
		Speed (m/s)	10.89	12.67
		Stride length (m)	5.28	5.52
		Stride duration (s)	0.431	0.435
		Stride efficiency (%)	43.50	47.60
		Stride count	37.91	36.24

Disclaimer.

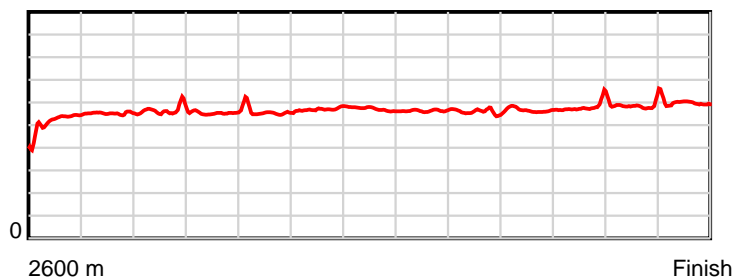
HRNZ and NZMTC and Thoroughbred Ratings Pty Ltd accepts no responsibility for the completeness or accuracy of any of the information contained herein, and makes no representations about its suitability for any particular purpose. Users should make their own judgements about those matters and/or seek independent advice. You assume all risks associated with use of the data provided on this page.

Race Results

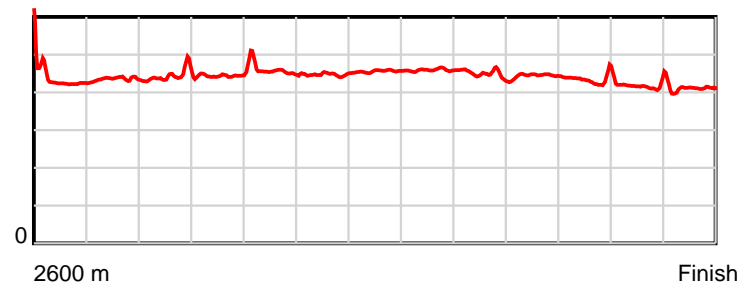
April 20, 2023, Race 1, , Distance 2600m, Addington - Survey 3200m

Result	TAB no.	Horse (Barrier)	2200m to	2000m to	1800m to	1600m to	1400m to	1200m to	1000m to	800m to	600m to	400m to	200m to	Total or	Margin
3rd	6	Holly Highland... (2)	2000m	1800m	1600m	1400m	1200m	1000m	800m	600m	400m	200m	WP	Average	
		Position in running (margin)	5(12.2)	5(9.6)	5(8.5)	5(8.6)	5(7.7)	5(8.1)	5(8.5)	5(4.6)	3(2.0)	2(0.6)	2(0.4)		1.30
		Sectional time (s)	15.87	16.04	16.57	15.67	16.09	16.33	16.30	15.77	15.23	14.25	13.86		
		Cumulative time (s)	171.98	156.11	140.07	123.50	107.83	91.74	75.41	59.11	43.34	28.11	13.86	3:26.12	
		Speed (m/s)	12.60	12.47	12.07	12.76	12.43	12.25	12.27	12.68	13.13	14.04	14.43	12.61	
		Stride length (m)	5.54	5.54	5.52	5.70	5.67	5.62	5.50	5.64	5.68	5.86	5.87	5.61	
		Stride duration (s)	0.440	0.444	0.457	0.447	0.456	0.459	0.448	0.445	0.432	0.417	0.407	0.444	
		Stride efficiency (%)	48.00	47.92	47.61	50.81	50.19	49.37	47.26	49.74	50.37	53.57	53.93	49.11	
		Stride count	36.09	36.12	36.23	35.07	35.29	35.58	36.37	35.45	35.23	34.16	34.04	463.78	

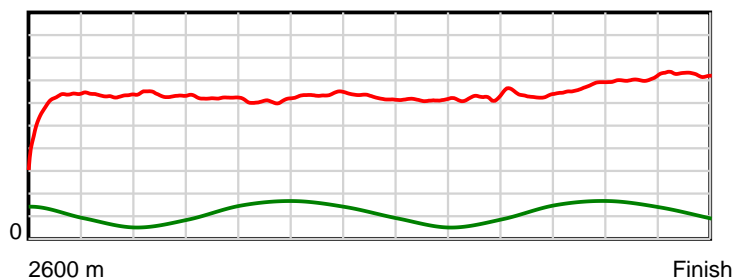
10 m Stride length



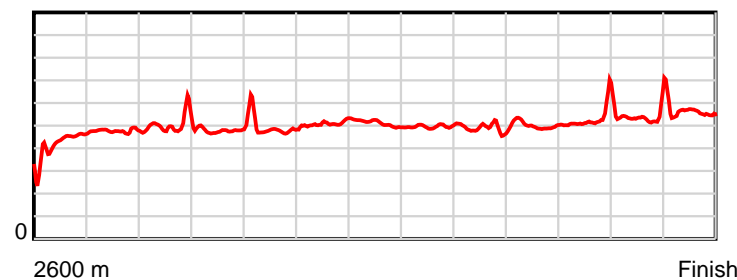
0.6 s Stride duration



20 m/sec Speed



100 % Stride efficiency



Note: Horizontal distance axis grid lines are 200m furlongs.

Disclaimer.

HRNZ and NZMTC and Thoroughbred Ratings Pty Ltd accepts no responsibility for the completeness or accuracy of any of the information contained herein, and makes no representations about its suitability for any particular purpose. Users should make their own judgements about those matters and/or seek independent advice. You assume all risks associated with use of the data provided on this page.



Race Results



April 20, 2023, Race 1, , Distance 2600m, Addington - Survey 3200m

Result	TAB no.	Horse (Barrier)	2600 to	2400m to
4th	7	Vertigo (3)	2400m	2200m
		Position in running (margin)	-	5(8.6)
		Sectional time (s)	17.75	15.58
		Cumulative time (s)	206.37	188.62
		Speed (m/s)	11.27	12.84
		Stride length (m)	5.45	5.93
		Stride duration (s)	0.445	0.462
		Stride efficiency (%)	46.36	54.95
		Stride count	36.72	33.73

Disclaimer.

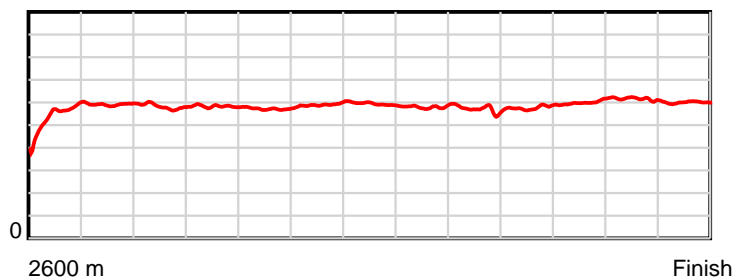
HRNZ and NZMTC and Thoroughbred Ratings Pty Ltd accepts no responsibility for the completeness or accuracy of any of the information contained herein, and makes no representations about its suitability for any particular purpose. Users should make their own judgements about those matters and/or seek independent advice. You assume all risks associated with use of the data provided on this page.

Race Results

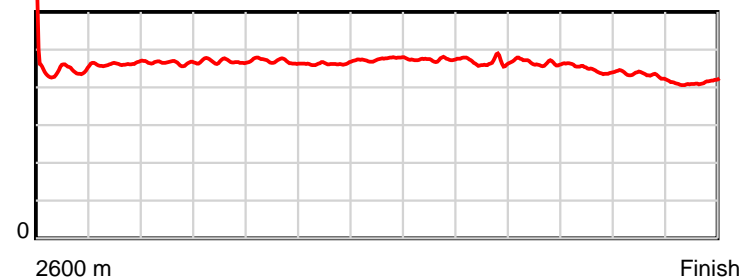
April 20, 2023, Race 1, , Distance 2600m, Addington - Survey 3200m

Result	TAB no.	Horse (Barrier)	2200m to	2000m to	1800m to	1600m to	1400m to	1200m to	1000m to	800m to	600m to	400m to	200m to	Total or	Margin
4th	7	Vertigo (3)	2000m	1800m	1600m	1400m	1200m	1000m	800m	600m	400m	200m	WP	Average	
		Position in running (margin)	4(8.1)	4(6.9)	4(6.2)	4(6.8)	4(6.2)	4(6.2)	4(6.3)	4(3.8)	4(3.4)	4(2.5)	4(2.6)		2.60
		Sectional time (s)	16.11	16.10	16.66	15.71	16.01	16.29	16.52	16.15	15.31	14.29	13.89		
		Cumulative time (s)	173.04	156.93	140.83	124.17	108.46	92.45	76.16	59.64	43.49	28.18	13.89	3:26.37	
		Speed (m/s)	12.41	12.42	12.00	12.73	12.49	12.28	12.11	12.38	13.06	14.00	14.40	12.60	
		Stride length (m)	5.77	5.82	5.64	5.89	5.94	5.81	5.66	5.77	5.85	6.04	5.96	5.81	
		Stride duration (s)	0.465	0.469	0.470	0.463	0.475	0.473	0.467	0.466	0.448	0.431	0.414	0.461	
		Stride efficiency (%)	52.08	52.99	49.72	54.22	55.09	52.78	50.00	52.03	53.55	56.98	55.46	52.67	
		Stride count	34.64	34.35	35.46	33.95	33.69	34.41	35.36	34.66	34.16	33.12	33.57	447.82	

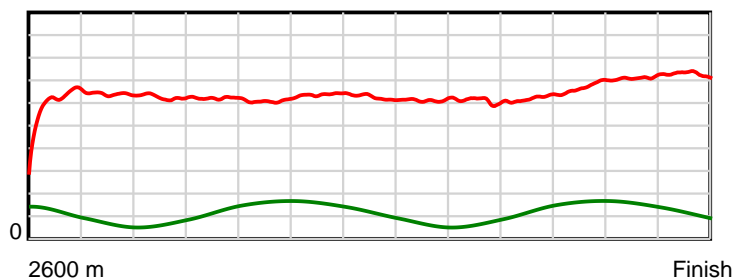
10 m Stride length



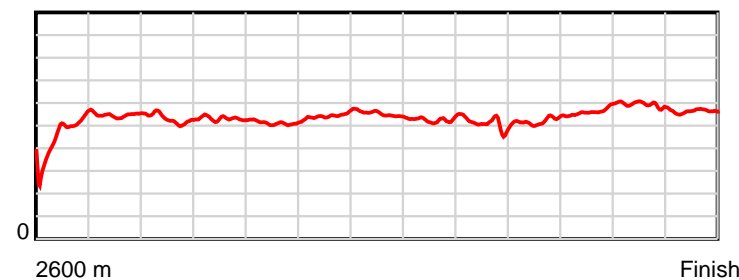
0.6 s Stride duration



20 m/sec Speed



100 % Stride efficiency



Note: Horizontal distance axis grid lines are 200m furlongs.

Disclaimer.

HRNZ and NZMTC and Thoroughbred Ratings Pty Ltd accepts no responsibility for the completeness or accuracy of any of the information contained herein, and makes no representations about its suitability for any particular purpose. Users should make their own judgements about those matters and/or seek independent advice. You assume all risks associated with use of the data provided on this page.



Race Results



April 20, 2023, Race 1, , Distance 2600m, Addington - Survey 3200m

Result	TAB no.	Horse (Barrier)	2600 to	2400m to
5th	2	It's So Easy (4)	2400m	2200m
		Position in running (margin)	-	3(5.9)
		Sectional time (s)	17.17	17.57
		Cumulative time (s)	206.47	189.30
		Speed (m/s)	11.65	11.38
		Stride length (m)	5.18	5.29
		Stride duration (s)	0.452	0.465
		Stride efficiency (%)	41.86	43.79
		Stride count	38.64	37.78

Disclaimer.

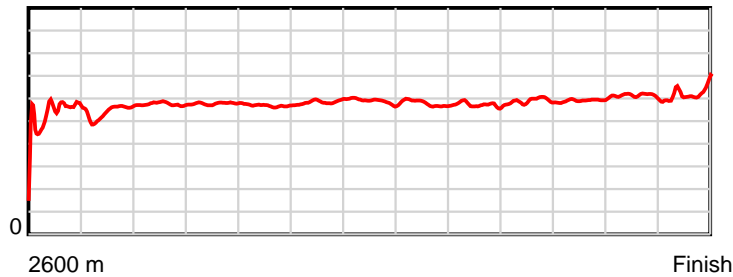
HRNZ and NZMTC and Thoroughbred Ratings Pty Ltd accepts no responsibility for the completeness or accuracy of any of the information contained herein, and makes no representations about its suitability for any particular purpose. Users should make their own judgements about those matters and/or seek independent advice. You assume all risks associated with use of the data provided on this page.

Race Results

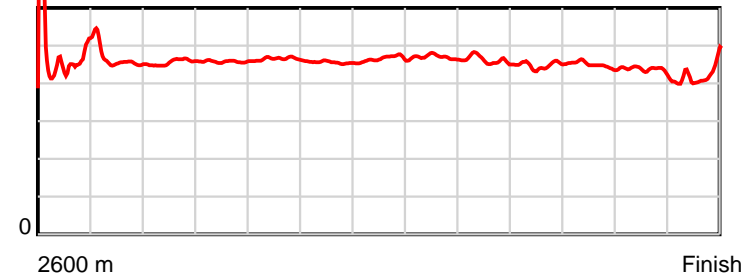
April 20, 2023, Race 1, , Distance 2600m, Addington - Survey 3200m

Result	TAB no.	Horse (Barrier)	2200m to	2000m to	1800m to	1600m to	1400m to	1200m to	1000m to	800m to	600m to	400m to	200m to	Total or	Margin
5th	2	It's So Easy (4)	2000m	1800m	1600m	1400m	1200m	1000m	800m	600m	400m	200m	WP	Average	
		Position in running (margin)	7(17.3)	7(15.5)	7(13.7)	7(12.8)	7(12.5)	7(12.6)	7(13.7)	7(8.9)	5(3.4)	5(2.7)	5(5.0)		3.10
		Sectional time (s)	16.00	15.92	16.42	15.76	16.03	16.46	16.14	15.30	15.33	14.66	13.71		
		Cumulative time (s)	171.73	155.73	139.81	123.39	107.63	91.60	75.14	59.00	43.70	28.37	13.71	3:26.47	
		Speed (m/s)	12.50	12.56	12.18	12.69	12.48	12.15	12.39	13.07	13.05	13.64	14.59	12.59	
		Stride length (m)	5.70	5.75	5.66	5.78	5.81	5.70	5.72	5.85	5.85	5.93	6.16	5.71	
		Stride duration (s)	0.456	0.457	0.465	0.455	0.466	0.469	0.461	0.448	0.448	0.434	0.422	0.453	
		Stride efficiency (%)	50.80	51.60	50.13	52.19	52.74	50.85	51.06	53.46	53.48	54.88	59.29	50.96	
		Stride count	35.08	34.81	35.31	34.61	34.43	35.06	34.99	34.19	34.19	33.75	32.47	455.31	

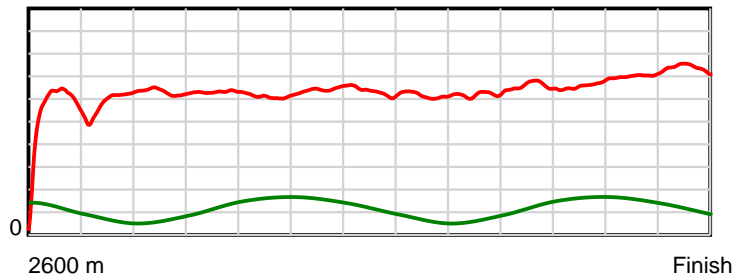
10 m Stride length



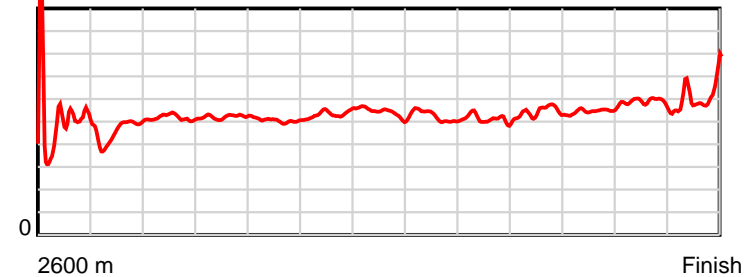
0.5 s Stride duration



20 m/sec Speed



100 % Stride efficiency



Note: Horizontal distance axis grid lines are 200m furlongs.

Disclaimer.

HRNZ and NZMTC and Thoroughbred Ratings Pty Ltd accepts no responsibility for the completeness or accuracy of any of the information contained herein, and makes no representations about its suitability for any particular purpose. Users should make their own judgements about those matters and/or seek independent advice. You assume all risks associated with use of the data provided on this page.



Race Results



April 20, 2023, Race 1, , Distance 2600m, Addington - Survey 3200m

Result	TAB no.	Horse (Barrier)	2600 to	2400m to
6th	1	Izia (1)	2400m	2200m
		Position in running (margin)	-	1(0.0)
		Sectional time (s)	16.24	15.68
		Cumulative time (s)	207.14	190.90
		Speed (m/s)	12.32	12.76
		Stride length (m)	5.42	6.05
		Stride duration (s)	0.441	0.474
		Stride efficiency (%)	45.99	57.10
		Stride count	36.87	33.08

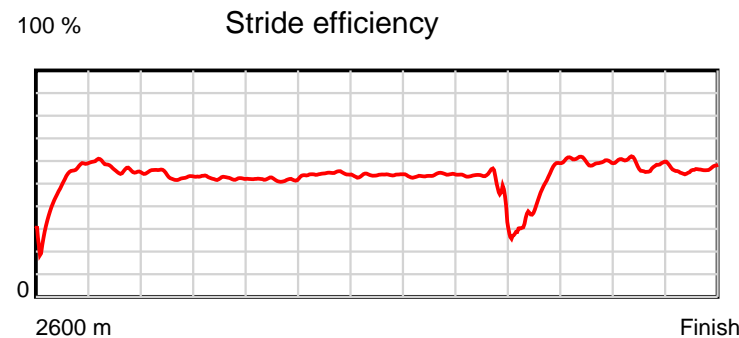
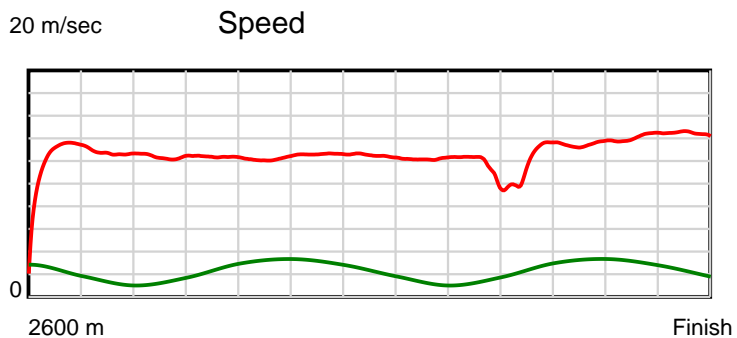
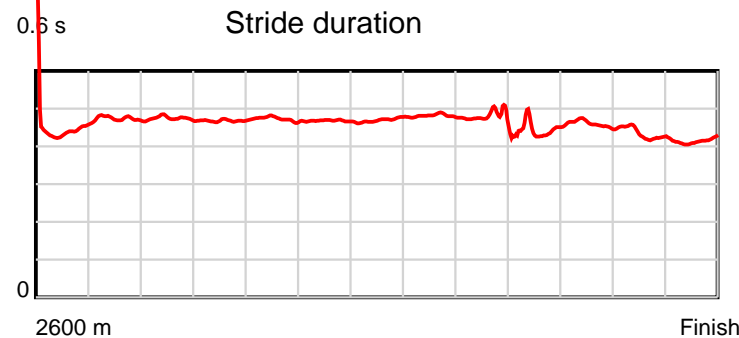
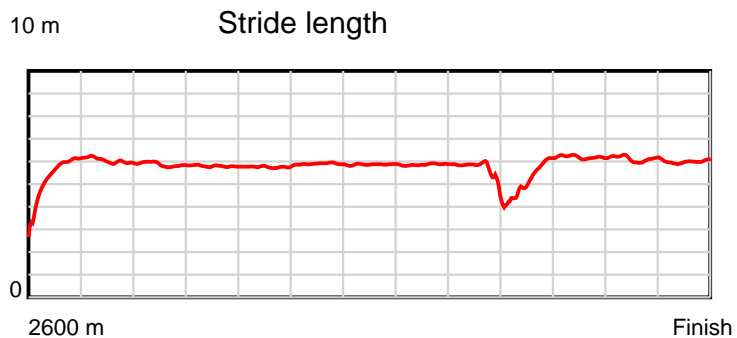
Disclaimer.

HRNZ and NZMTC and Thoroughbred Ratings Pty Ltd accepts no responsibility for the completeness or accuracy of any of the information contained herein, and makes no representations about its suitability for any particular purpose. Users should make their own judgements about those matters and/or seek independent advice. You assume all risks associated with use of the data provided on this page.

Race Results

April 20, 2023, Race 1, , Distance 2600m, Addington - Survey 3200m

Result	TAB no.	Horse (Barrier)	2200m to	2000m to	1800m to	1600m to	1400m to	1200m to	1000m to	800m to	600m to	400m to	200m to	Total or	Margin
6th	1	Izia (1)	2000m	1800m	1600m	1400m	1200m	1000m	800m	600m	400m	200m	WP	Average	
		Position in running (margin)	1(0.0)	1(0.0)	1(0.0)	1(0.0)	1(0.0)	1(0.0)	1(0.0)	3(3.2)	7(9.1)	7(7.0)	7(6.6)		6.70
		Sectional time (s)	16.31	16.22	16.56	15.82	16.01	16.27	17.48	17.19	15.10	14.20	14.06		
		Cumulative time (s)	175.22	158.91	142.69	126.13	110.31	94.30	78.03	60.55	43.36	28.26	14.06	3:27.14	
		Speed (m/s)	12.26	12.33	12.08	12.64	12.49	12.29	11.44	11.63	13.25	14.08	14.22	12.55	
		Stride length (m)	5.82	5.77	5.71	5.91	5.87	5.91	5.40	5.06	6.08	6.11	5.91	5.76	
		Stride duration (s)	0.474	0.468	0.473	0.468	0.470	0.481	0.472	0.435	0.459	0.434	0.416	0.459	
		Stride efficiency (%)	52.89	52.06	50.99	54.63	53.78	54.62	45.52	39.97	57.83	58.37	54.65	51.76	
		Stride count	34.38	34.65	35.01	33.83	34.09	33.83	37.06	39.54	32.88	32.72	33.82	451.76	



Note: Horizontal distance axis grid lines are 200m furlongs.

Disclaimer.

HRNZ and NZMTC and Thoroughbred Ratings Pty Ltd accepts no responsibility for the completeness or accuracy of any of the information contained herein, and makes no representations about its suitability for any particular purpose. Users should make their own judgements about those matters and/or seek independent advice. You assume all risks associated with use of the data provided on this page.



Race Results



April 20, 2023, Race 1, , Distance 2600m, Addington - Survey 3200m

Result	TAB no.	Horse (Barrier)	2600 to	2400m to
7th	5	Easy McCartney (0)	2400m	2200m
		Position in running (margin)	-	6(10.7)
		Sectional time (s)	18.21	16.38
		Cumulative time (s)	207.29	189.08
		Speed (m/s)	10.98	12.21
		Stride length (m)	5.86	5.95
		Stride duration (s)	0.517	0.487
		Stride efficiency (%)	53.63	55.36
		Stride count	34.14	33.60

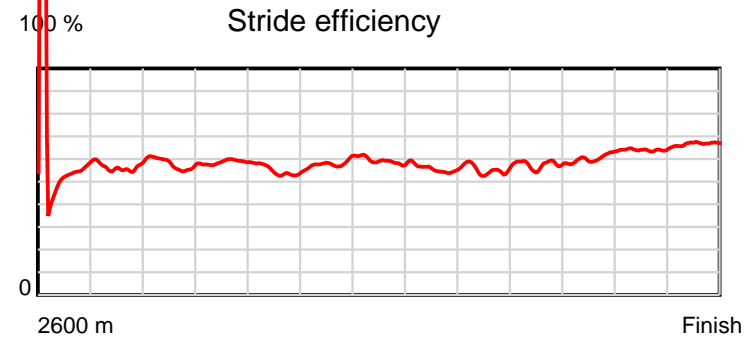
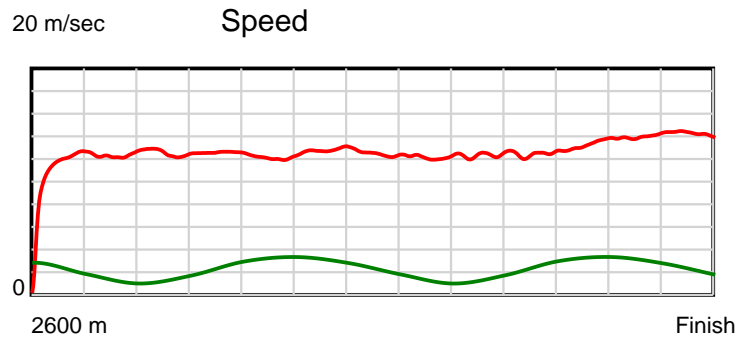
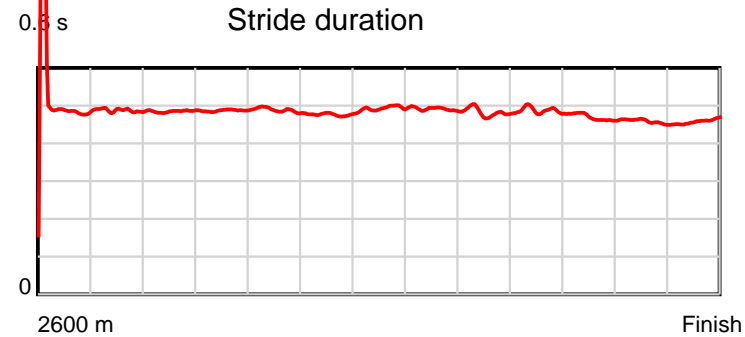
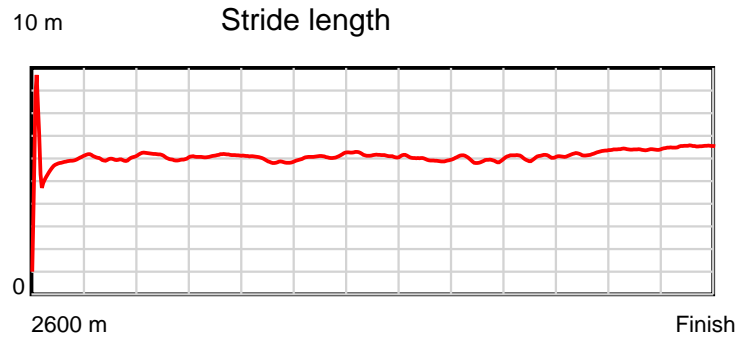
Disclaimer.

HRNZ and NZMTC and Thoroughbred Ratings Pty Ltd accepts no responsibility for the completeness or accuracy of any of the information contained herein, and makes no representations about its suitability for any particular purpose. Users should make their own judgements about those matters and/or seek independent advice. You assume all risks associated with use of the data provided on this page.

Race Results

April 20, 2023, Race 1, , Distance 2600m, Addington - Survey 3200m

Result	TAB no.	Horse (Barrier)	2200m to	2000m to	1800m to	1600m to	1400m to	1200m to	1000m to	800m to	600m to	400m to	200m to	Total or	Margin
7th	5	Easy McCartney (0)	2000m	1800m	1600m	1400m	1200m	1000m	800m	600m	400m	200m	WP	Average	
		Position in running (margin)	6(14.9)	6(13.0)	6(11.4)	6(11.1)	6(10.0)	6(10.1)	6(10.9)	6(6.5)	6(5.6)	6(4.4)	6(6.0)		7.40
		Sectional time (s)	15.98	15.95	16.51	15.64	16.03	16.41	16.21	16.06	15.25	14.55	14.11		
		Cumulative time (s)	172.70	156.72	140.77	124.26	108.62	92.59	76.18	59.97	43.91	28.66	14.11	3:27.29	
		Speed (m/s)	12.52	12.54	12.11	12.79	12.48	12.19	12.34	12.45	13.11	13.75	14.17	12.54	
		Stride length (m)	6.07	6.10	5.92	6.09	6.16	5.98	5.95	6.06	6.15	6.29	6.51	6.08	
		Stride duration (s)	0.485	0.487	0.488	0.476	0.494	0.491	0.482	0.487	0.469	0.458	0.460	0.485	
		Stride efficiency (%)	57.64	58.21	54.73	57.96	59.27	55.90	55.35	57.46	59.11	61.88	66.27	57.78	
		Stride count	32.93	32.77	33.79	32.84	32.47	33.44	33.60	32.98	32.52	31.78	30.71	427.57	



Note: Horizontal distance axis grid lines are 200m furlongs.

Disclaimer.

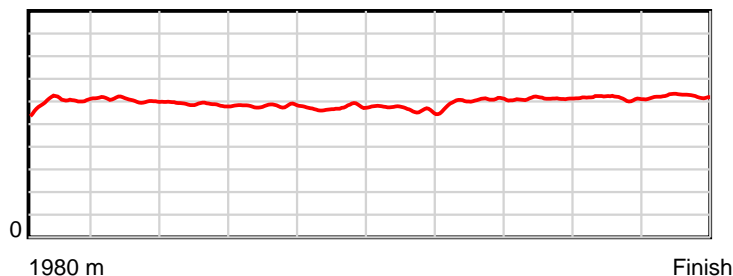
HRNZ and NZMTC and Thoroughbred Ratings Pty Ltd accepts no responsibility for the completeness or accuracy of any of the information contained herein, and makes no representations about its suitability for any particular purpose. Users should make their own judgements about those matters and/or seek independent advice. You assume all risks associated with use of the data provided on this page.

Race Results

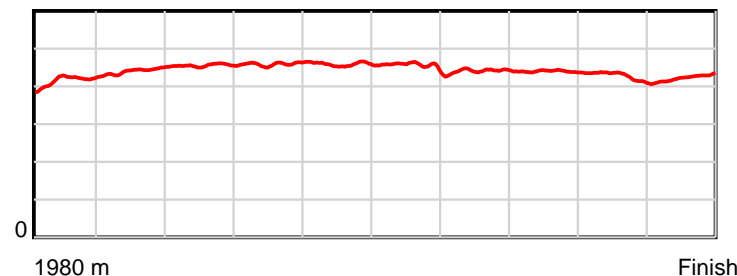
April 20, 2023, Race 2, AIRPARK CANTERBURY MOBILE PACE, Distance 1980m, Addington - Survey 1980m

Result	TAB no.	Horse (Barrier)	1980 to	1800m to	1600m to	1400m to	1200m to	1000m to	800m to	600m to	400m to	200m to	Total or	Margin
1st	2	McKendrick (3)	1800m	1600m	1400m	1200m	1000m	800m	600m	400m	200m	WP	Average	
		Position in running (margin)	-	5(2.2)	3(1.5)	3(1.9)	3(1.7)	2(2.2)	3(2.2)	4(1.9)	3(1.9)	2(1.9)		0.00
		Sectional time (s)	12.55	14.63	15.56	15.83	16.06	16.15	14.69	14.51	13.93	13.60		
		Cumulative time (s)	147.51	134.96	120.33	104.77	88.94	72.88	56.73	42.04	27.53	13.60	2:27.51	
		Speed (m/s)	14.35	13.67	12.85	12.63	12.45	12.38	13.61	13.78	14.36	14.71	13.42	
		Stride length (m)	6.02	6.03	5.85	5.80	5.71	5.63	6.01	6.06	6.12	6.23	5.94	
		Stride duration (s)	0.418	0.441	0.455	0.459	0.459	0.455	0.441	0.440	0.426	0.424	0.443	
		Stride efficiency (%)	56.67	56.76	53.56	52.62	51.00	49.62	56.38	57.39	58.59	60.68	55.16	
		Stride count	29.89	33.18	34.16	34.46	35.01	35.49	33.30	33.00	32.66	32.10	333.25	

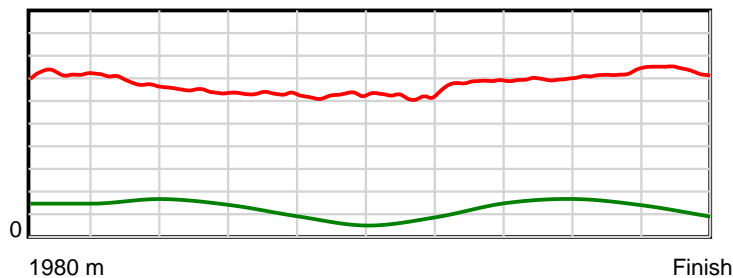
10 m Stride length



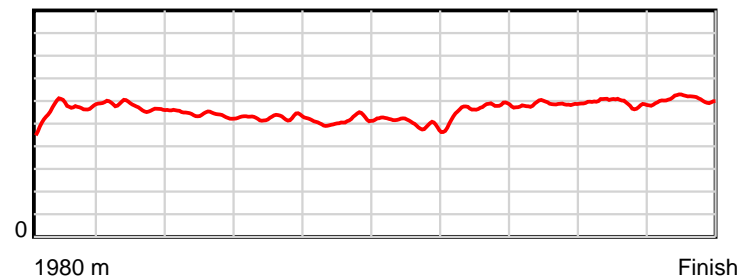
0.6 s Stride duration



20 m/sec Speed



100 % Stride efficiency



Note: Horizontal distance axis grid lines are 200m furlongs.

Disclaimer.

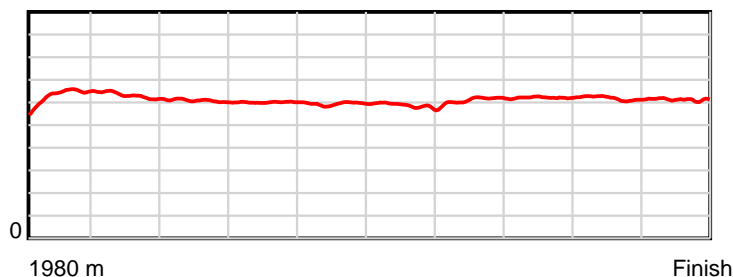
HRNZ and NZMTC and Thoroughbred Ratings Pty Ltd accepts no responsibility for the completeness or accuracy of any of the information contained herein, and makes no representations about its suitability for any particular purpose. Users should make their own judgements about those matters and/or seek independent advice. You assume all risks associated with use of the data provided on this page.

Race Results

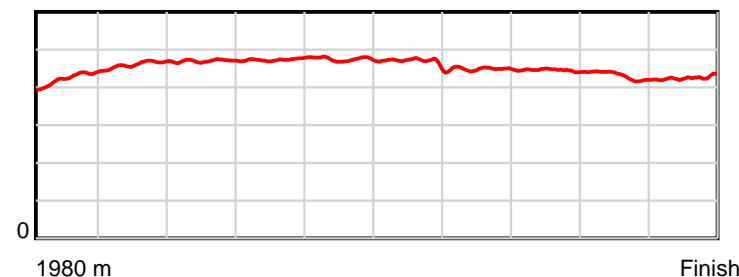
April 20, 2023, Race 2, AIRPARK CANTERBURY MOBILE PACE, Distance 1980m, Addington - Survey 1980m

Result	TAB no.	Horse (Barrier)	1980 to	1800m to	1600m to	1400m to	1200m to	1000m to	800m to	600m to	400m to	200m to	Total or	Margin
2nd	1	Medina Magic (2)	1800m	1600m	1400m	1200m	1000m	800m	600m	400m	200m	WP	Average	
		Position in running (margin)	-	1(0.0)	1(0.0)	1(0.0)	1(0.0)	1(0.0)	1(0.0)	1(0.0)	1(0.0)	1(0.0)		0.10
		Sectional time (s)	12.11	14.74	15.49	15.87	15.98	16.15	14.74	14.50	13.94	14.01		
		Cumulative time (s)	147.53	135.42	120.68	105.19	89.32	73.34	57.19	42.45	27.95	14.01	2:27.53	
		Speed (m/s)	14.87	13.57	12.91	12.60	12.52	12.38	13.57	13.79	14.35	14.28	13.42	
		Stride length (m)	6.33	6.27	6.06	5.97	5.94	5.80	6.10	6.14	6.17	6.06	6.08	
		Stride duration (s)	0.426	0.462	0.469	0.474	0.474	0.468	0.449	0.445	0.430	0.425	0.453	
		Stride efficiency (%)	62.70	61.35	57.39	55.69	55.11	52.60	58.06	58.91	59.58	57.46	57.74	
		Stride count	28.42	31.92	33.00	33.50	33.68	34.47	32.81	32.57	32.39	32.98	325.74	

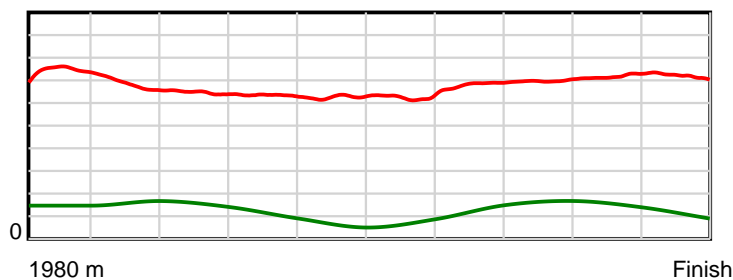
10 m Stride length



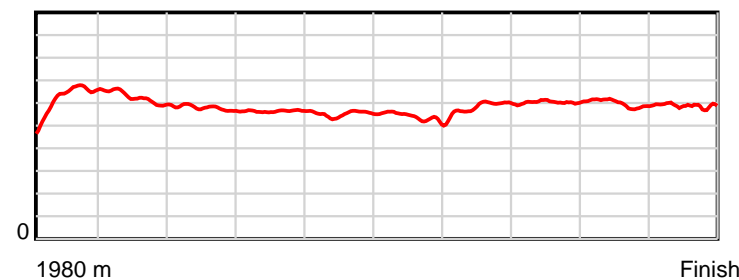
0.6 s Stride duration



20 m/sec Speed



100 % Stride efficiency



Note: Horizontal distance axis grid lines are 200m furlongs.

Disclaimer.

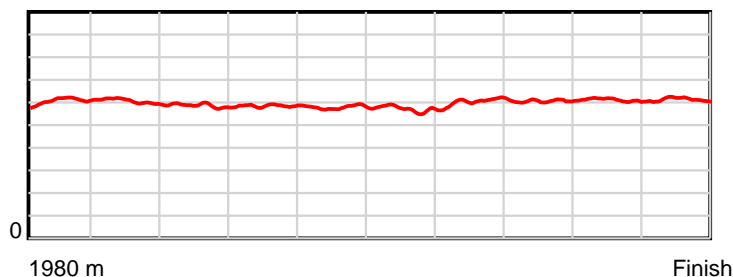
HRNZ and NZMTC and Thoroughbred Ratings Pty Ltd accepts no responsibility for the completeness or accuracy of any of the information contained herein, and makes no representations about its suitability for any particular purpose. Users should make their own judgements about those matters and/or seek independent advice. You assume all risks associated with use of the data provided on this page.

Race Results

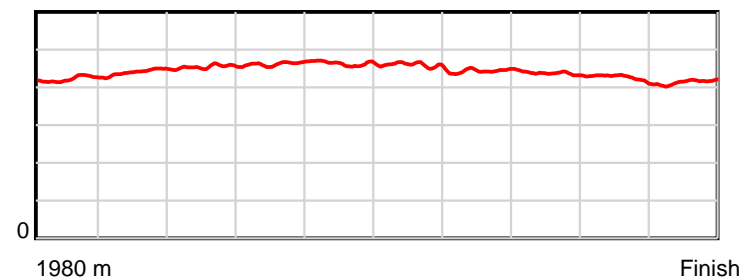
April 20, 2023, Race 2, AIRPARK CANTERBURY MOBILE PACE, Distance 1980m, Addington - Survey 1980m

Result	TAB no.	Horse (Barrier)	1980 to	1800m to	1600m to	1400m to	1200m to	1000m to	800m to	600m to	400m to	200m to	Total or	Margin
3rd	11	Sporty Miss (11)	1800m	1600m	1400m	1200m	1000m	800m	600m	400m	200m	WP	Average	
		Position in running (margin)	-	7(4.1)	6(3.5)	4(3.7)	4(3.7)	4(4.0)	6(4.0)	7(3.5)	7(3.4)	4(3.4)		0.90
		Sectional time (s)	12.92	14.65	15.52	15.87	16.03	16.14	14.65	14.49	13.94	13.48		
		Cumulative time (s)	147.69	134.77	120.12	104.60	88.73	72.70	56.56	41.91	27.42	13.48	2:27.69	
		Speed (m/s)	13.94	13.65	12.89	12.60	12.48	12.39	13.65	13.80	14.35	14.84	13.41	
		Stride length (m)	6.09	6.02	5.85	5.82	5.78	5.69	6.05	6.03	6.10	6.15	5.95	
		Stride duration (s)	0.422	0.441	0.454	0.462	0.463	0.459	0.443	0.437	0.425	0.415	0.444	
		Stride efficiency (%)	57.97	56.69	53.50	53.01	52.24	50.57	57.18	56.76	58.19	59.11	55.39	
		Stride count	29.55	33.21	34.18	34.34	34.59	35.16	33.06	33.19	32.77	32.52	332.57	

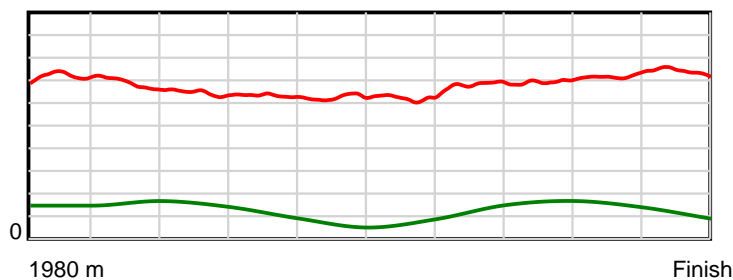
10 m Stride length



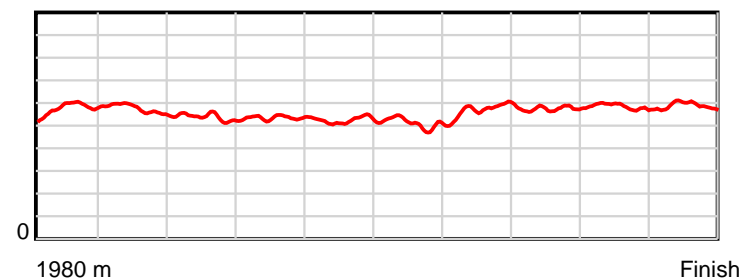
0.6 s Stride duration



20 m/sec Speed



100 % Stride efficiency



Note: Horizontal distance axis grid lines are 200m furlongs.

Disclaimer.

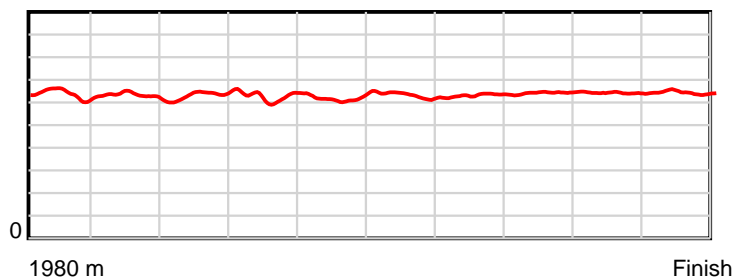
HRNZ and NZMTC and Thoroughbred Ratings Pty Ltd accepts no responsibility for the completeness or accuracy of any of the information contained herein, and makes no representations about its suitability for any particular purpose. Users should make their own judgements about those matters and/or seek independent advice. You assume all risks associated with use of the data provided on this page.

Race Results

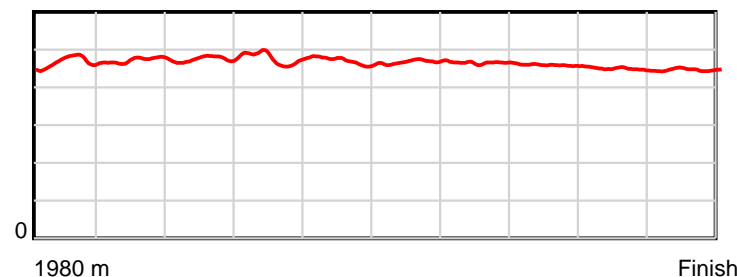
April 20, 2023, Race 2, AIRPARK CANTERBURY MOBILE PACE, Distance 1980m, Addington - Survey 1980m

Result	TAB no.	Horse (Barrier)	1980 to	1800m to	1600m to	1400m to	1200m to	1000m to	800m to	600m to	400m to	200m to	Total or	Margin
4th	13	Eastwood Dream (1)	1800m	1600m	1400m	1200m	1000m	800m	600m	400m	200m	WP	Average	
		Position in running (margin)	-	10(11.0)	10(14.6)	10(12.2)	9(8.3)	6(5.8)	2(1.6)	2(1.0)	2(1.4)	3(1.9)		1.80
		Sectional time (s)	14.12	15.34	15.10	15.22	15.56	15.45	14.64	14.57	14.02	13.83		
		Cumulative time (s)	147.85	133.73	118.39	103.29	88.07	72.51	57.06	42.42	27.85	13.83	2:27.85	
		Speed (m/s)	12.75	13.04	13.25	13.14	12.85	12.94	13.66	13.73	14.27	14.46	13.39	
		Stride length (m)	6.33	6.16	6.29	6.27	6.05	6.05	6.35	6.29	6.39	6.47	6.26	
		Stride duration (s)	0.469	0.472	0.475	0.477	0.471	0.468	0.465	0.458	0.448	0.447	0.467	
		Stride efficiency (%)	62.58	59.32	61.79	61.35	57.18	57.26	62.97	61.76	63.87	65.36	61.25	
		Stride count	28.44	32.46	31.81	31.92	33.06	33.04	31.51	31.81	31.28	30.93	316.26	

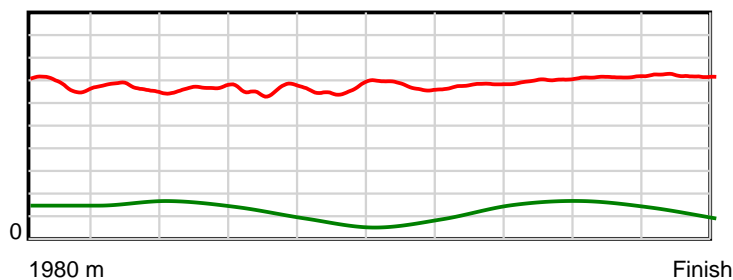
10 m Stride length



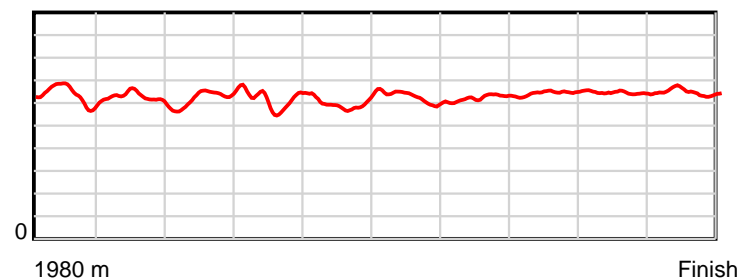
0.6 s Stride duration



20 m/sec Speed



100 % Stride efficiency



Note: Horizontal distance axis grid lines are 200m furlongs.

Disclaimer.

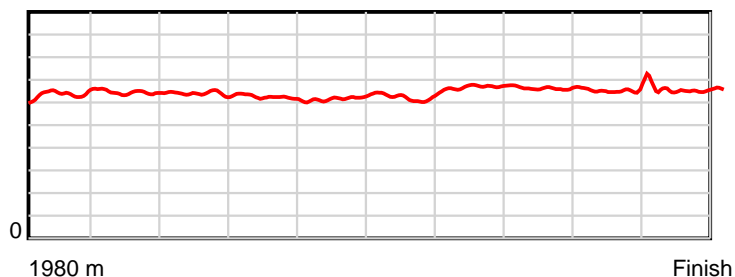
HRNZ and NZMTC and Thoroughbred Ratings Pty Ltd accepts no responsibility for the completeness or accuracy of any of the information contained herein, and makes no representations about its suitability for any particular purpose. Users should make their own judgements about those matters and/or seek independent advice. You assume all risks associated with use of the data provided on this page.

Race Results

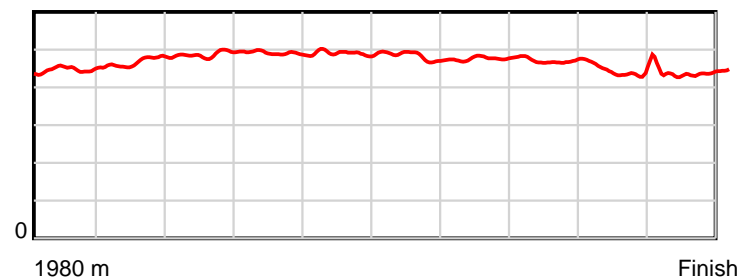
April 20, 2023, Race 2, AIRPARK CANTERBURY MOBILE PACE, Distance 1980m, Addington - Survey 1980m

Result	TAB no.	Horse (Barrier)	1980 to	1800m to	1600m to	1400m to	1200m to	1000m to	800m to	600m to	400m to	200m to	Total or	Margin
5th	3	Sky Rocket (4)	1800m	1600m	1400m	1200m	1000m	800m	600m	400m	200m	WP	Average	
		Position in running (margin)	-	6(3.1)	5(3.3)	6(5.1)	6(4.9)	8(7.4)	7(5.3)	6(2.8)	6(3.2)	6(5.1)		1.80
		Sectional time (s)	12.71	14.77	15.79	15.83	16.40	15.81	14.32	14.57	14.24	13.42		
		Cumulative time (s)	147.86	135.15	120.38	104.59	88.76	72.36	56.55	42.23	27.66	13.42	2:27.86	
		Speed (m/s)	14.17	13.54	12.67	12.63	12.20	12.65	13.97	13.73	14.04	14.90	13.39	
		Stride length (m)	6.38	6.32	6.19	6.19	6.00	6.09	6.66	6.45	6.20	6.53	6.29	
		Stride duration (s)	0.448	0.467	0.489	0.490	0.491	0.481	0.477	0.470	0.441	0.438	0.470	
		Stride efficiency (%)	63.57	62.49	59.88	59.89	56.16	57.95	69.33	64.98	60.02	66.55	61.88	
		Stride count	28.22	31.63	32.31	32.31	33.36	32.84	30.03	31.02	32.27	30.65	314.64	

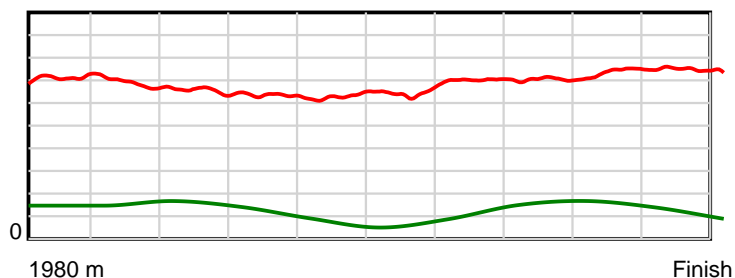
10 m Stride length



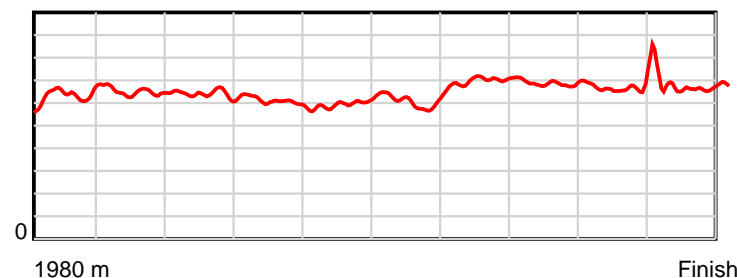
0.6 s Stride duration



20 m/sec Speed



100 % Stride efficiency



Note: Horizontal distance axis grid lines are 200m furlongs.

Disclaimer.

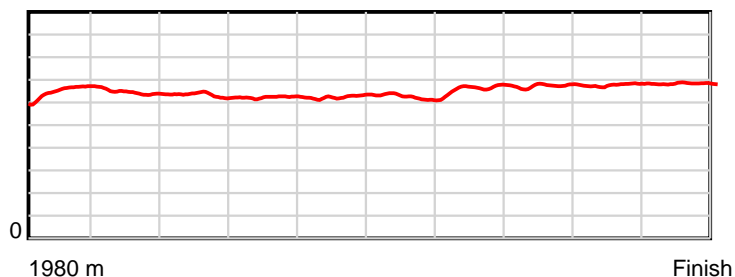
HRNZ and NZMTC and Thoroughbred Ratings Pty Ltd accepts no responsibility for the completeness or accuracy of any of the information contained herein, and makes no representations about its suitability for any particular purpose. Users should make their own judgements about those matters and/or seek independent advice. You assume all risks associated with use of the data provided on this page.

Race Results

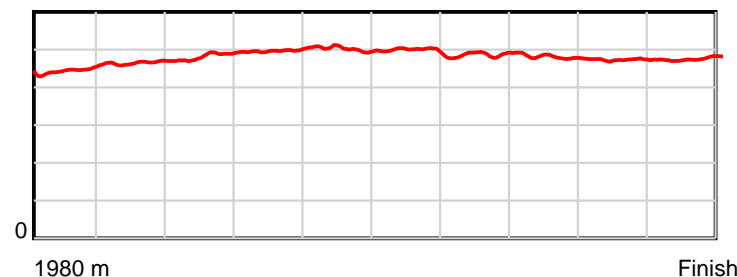
April 20, 2023, Race 2, AIRPARK CANTERBURY MOBILE PACE, Distance 1980m, Addington - Survey 1980m

Result	TAB no.	Horse (Barrier)	1980 to	1800m to	1600m to	1400m to	1200m to	1000m to	800m to	600m to	400m to	200m to	Total or	Margin
6th	9	Big Boyz Toy (9)	1800m	1600m	1400m	1200m	1000m	800m	600m	400m	200m	WP	Average	
		Position in running (margin)	-	3(0.6)	2(0.3)	2(0.8)	2(1.1)	3(3.5)	5(3.7)	5(2.7)	4(2.6)	5(3.9)		3.60
		Sectional time (s)	12.42	14.70	15.56	15.92	16.37	16.19	14.57	14.48	14.15	13.84		
		Cumulative time (s)	148.20	135.78	121.08	105.52	89.60	73.23	57.04	42.47	27.99	13.84	2:28.20	
		Speed (m/s)	14.50	13.61	12.85	12.56	12.22	12.35	13.73	13.81	14.13	14.45	13.36	
		Stride length (m)	6.57	6.32	6.20	6.25	6.13	6.14	6.69	6.63	6.69	6.88	6.44	
		Stride duration (s)	0.445	0.465	0.483	0.497	0.502	0.497	0.487	0.480	0.473	0.476	0.482	
		Stride efficiency (%)	67.45	62.50	60.08	60.98	58.69	59.00	69.94	68.65	69.91	73.87	64.77	
		Stride count	27.40	31.62	32.25	32.02	32.63	32.55	29.90	30.18	29.90	29.09	307.54	

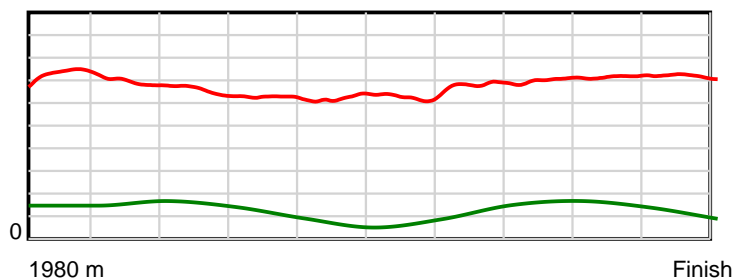
10 m Stride length



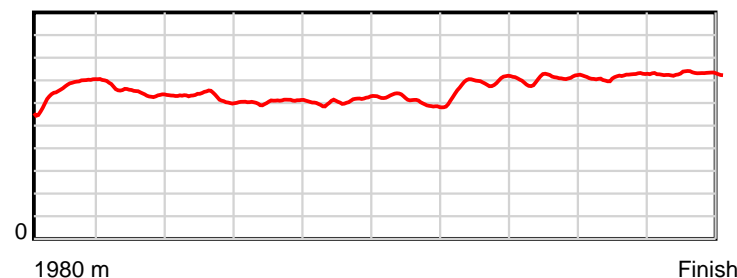
0.6 s Stride duration



20 m/sec Speed



100 % Stride efficiency



Note: Horizontal distance axis grid lines are 200m furlongs.

Disclaimer.


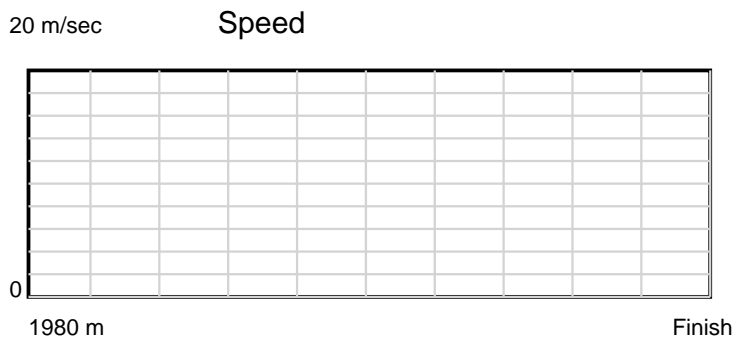
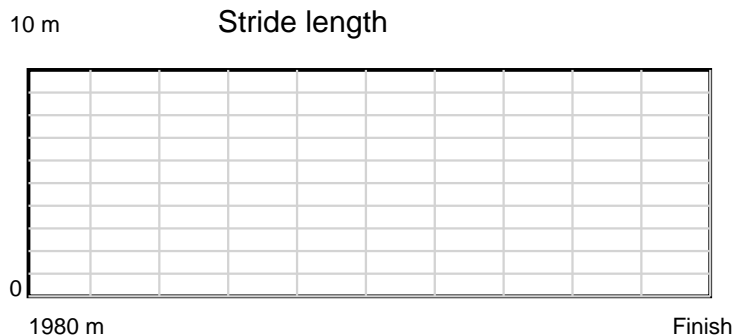
HRNZ and NZMTC and Thoroughbred Ratings Pty Ltd accepts no responsibility for the completeness or accuracy of any of the information contained herein, and makes no representations about its suitability for any particular purpose. Users should make their own judgements about those matters and/or seek independent advice. You assume all risks associated with use of the data provided on this page.



Race Results

April 20, 2023, Race 2, AIRPARK CANTERBURY MOBILE PACE, Distance 1980m, Addington - Survey 1980m

Result	TAB no.	Horse (Barrier)	1980 to	1800m to	1600m to	1400m to	1200m to	1000m to	800m to	600m to	400m to	200m to	Total or	Margin
7th	8	Opo (8)	1800m	1600m	1400m	1200m	1000m	800m	600m	400m	200m	WP	Average	
		Position in running (margin)	-	9(8.9)	8(9.6)	8(7.2)	8(6.4)	9(9.2)	9(7.6)	10(5.6)	10(6.0)	9(6.6)		3.70
		Sectional time (s)	13.71	14.86	15.10	15.73	16.44	15.88	14.40	14.58	14.03	13.48		
		Cumulative time (s)	148.21	134.50	119.64	104.54	88.81	72.37	56.49	42.09	27.51	13.48	2:28.21	
		Speed (m/s)	13.13	13.46	13.25	12.71	12.17	12.59	13.89	13.72	14.26	14.84	13.36	
		Stride length (m)	0.00	0.00	0.00	0.00	0.00	0.00	0.00	0.00	2687.15	1925.37	11647.06	
		Stride duration (s)	0.000	0.000	0.000	0.000	0.000	0.000	0.000	0.000	188.453	129.806	871.800	
		Stride efficiency (%)	0.00	0.00	0.00	0.00	0.00	0.00	0.00	0.00	11283608.00	5792862.50	11980528.00	
		Stride count	0.00	0.00	0.00	0.00	0.00	0.00	0.00	0.00	0.07	0.10	0.17	



Note: Horizontal distance axis grid lines are 200m furlongs.

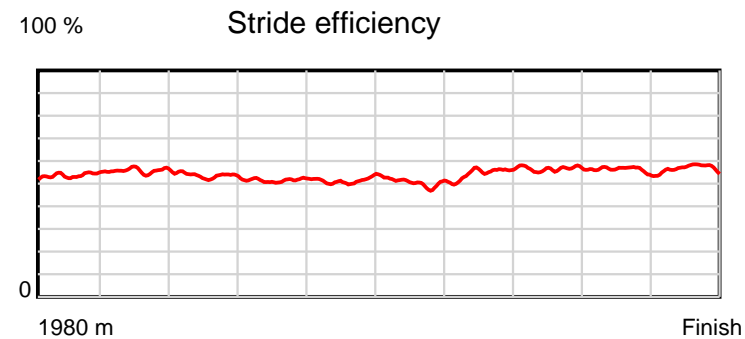
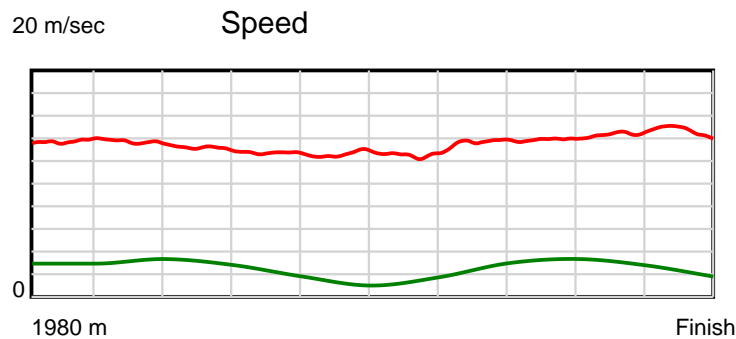
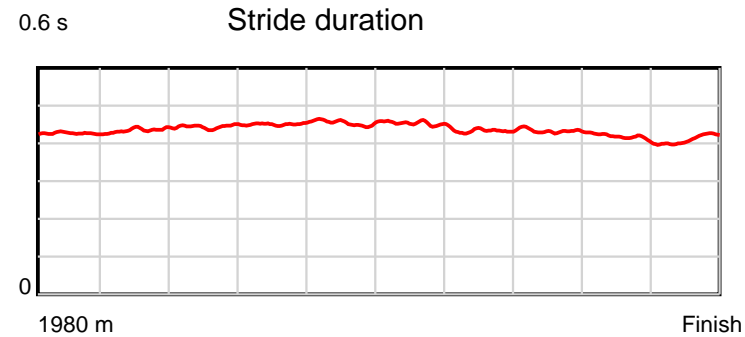
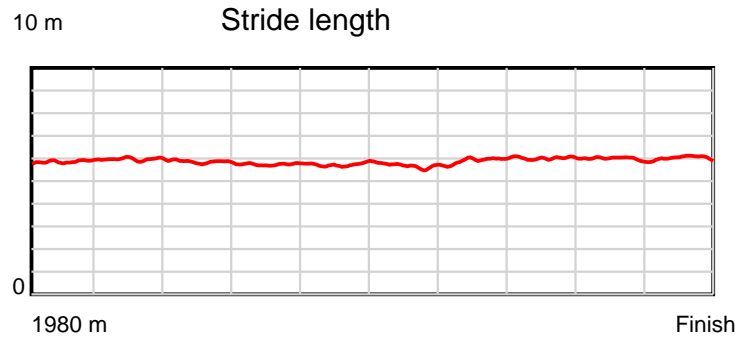
Disclaimer.

HRNZ and NZMTC and Thoroughbred Ratings Pty Ltd accepts no responsibility for the completeness or accuracy of any of the information contained herein, and makes no representations about its suitability for any particular purpose. Users should make their own judgements about those matters and/or seek independent advice. You assume all risks associated with use of the data provided on this page.

Race Results

April 20, 2023, Race 2, AIRPARK CANTERBURY MOBILE PACE, Distance 1980m, Addington - Survey 1980m

Result	TAB no.	Horse (Barrier)	1980 to	1800m to	1600m to	1400m to	1200m to	1000m to	800m to	600m to	400m to	200m to	Total or	Margin
8th	5	Millwood Godde... (5)	1800m	1600m	1400m	1200m	1000m	800m	600m	400m	200m	WP	Average	
		Position in running (margin)	-	8(7.1)	7(7.3)	7(6.0)	7(5.8)	7(5.8)	8(5.8)	8(5.4)	9(5.7)	7(5.6)		4.10
		Sectional time (s)	13.39	14.78	15.27	15.83	15.98	16.16	14.66	14.55	13.92	13.75		
		Cumulative time (s)	148.29	134.90	120.12	104.85	89.02	73.04	56.88	42.22	27.67	13.75	2:28.29	
		Speed (m/s)	13.45	13.53	13.10	12.63	12.52	12.38	13.64	13.75	14.37	14.55	13.35	
		Stride length (m)	5.82	5.89	5.82	5.70	5.69	5.61	5.90	5.95	5.98	5.98	5.83	
		Stride duration (s)	0.427	0.435	0.444	0.451	0.455	0.453	0.433	0.433	0.416	0.411	0.437	
		Stride efficiency (%)	52.89	54.17	52.94	50.72	50.63	49.16	54.46	55.25	55.88	55.86	53.12	
		Stride count	30.94	33.97	34.36	35.10	35.14	35.66	33.88	33.64	33.45	33.45	339.59	



Note: Horizontal distance axis grid lines are 200m furlongs.

Disclaimer.

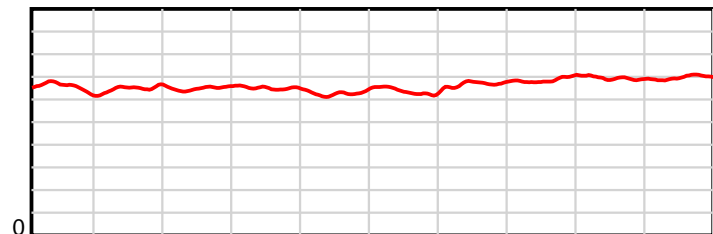
HRNZ and NZMTC and Thoroughbred Ratings Pty Ltd accepts no responsibility for the completeness or accuracy of any of the information contained herein, and makes no representations about its suitability for any particular purpose. Users should make their own judgements about those matters and/or seek independent advice. You assume all risks associated with use of the data provided on this page.

Race Results

April 20, 2023, Race 2, AIRPARK CANTERBURY MOBILE PACE, Distance 1980m, Addington - Survey 1980m

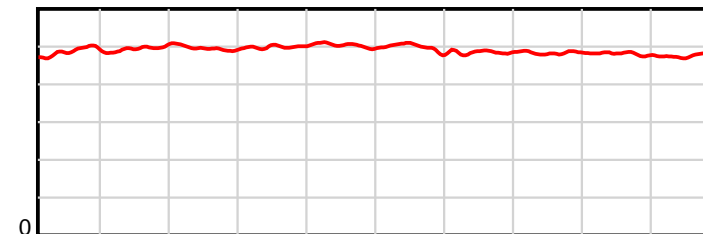
Result	TAB no.	Horse (Barrier)	1980 to	1800m to	1600m to	1400m to	1200m to	1000m to	800m to	600m to	400m to	200m to	Total or	Margin
9th	12	Ideal Chevron (0)	1800m	1600m	1400m	1200m	1000m	800m	600m	400m	200m	WP	Average	
		Position in running (margin)	-	11(12.0)	11(15.9)	11(13.8)	11(10.5)	10(10.0)	10(7.6)	9(5.5)	8(5.5)	8(6.0)		4.10
		Sectional time (s)	14.16	15.39	15.13	15.32	15.89	15.76	14.39	14.51	14.02	13.73		
		Cumulative time (s)	148.30	134.14	118.75	103.62	88.30	72.41	56.65	42.26	27.75	13.73	2:28.30	
		Speed (m/s)	12.72	13.00	13.22	13.05	12.59	12.69	13.90	13.78	14.27	14.57	13.35	
		Stride length (m)	6.58	6.44	6.55	6.52	6.33	6.32	6.74	6.66	6.85	6.97	6.59	
		Stride duration (s)	0.489	0.495	0.495	0.500	0.503	0.498	0.485	0.483	0.480	0.478	0.494	
		Stride efficiency (%)	67.65	64.76	67.00	66.47	62.71	62.44	70.98	69.36	73.37	75.81	67.87	
		Stride count	27.36	31.07	30.54	30.66	31.57	31.64	29.67	30.02	29.19	28.71	300.43	

10 m Stride length



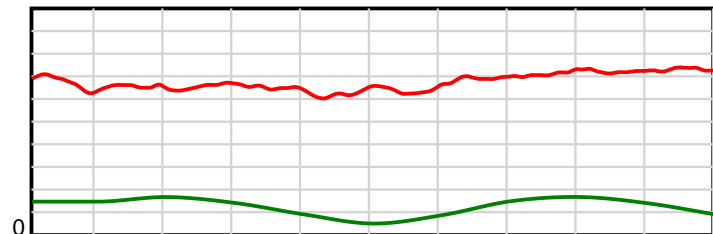
1980 m Finish

0.6 s Stride duration



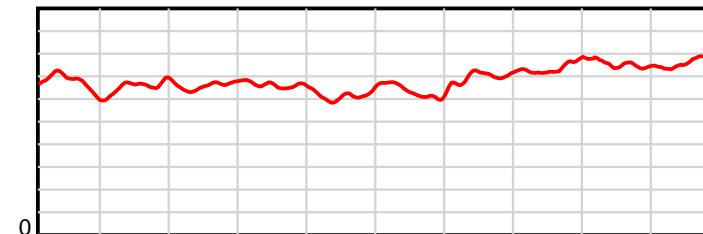
1980 m Finish

20 m/sec Speed



1980 m Finish

100 % Stride efficiency



1980 m Finish

Note: Horizontal distance axis grid lines are 200m furlongs.

Disclaimer.

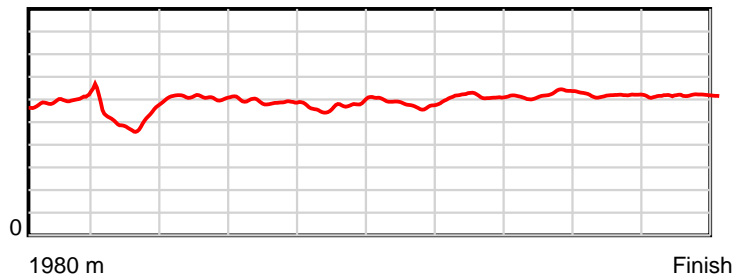
HRNZ and NZMTC and Thoroughbred Ratings Pty Ltd accepts no responsibility for the completeness or accuracy of any of the information contained herein, and makes no representations about its suitability for any particular purpose. Users should make their own judgements about those matters and/or seek independent advice. You assume all risks associated with use of the data provided on this page.

Race Results

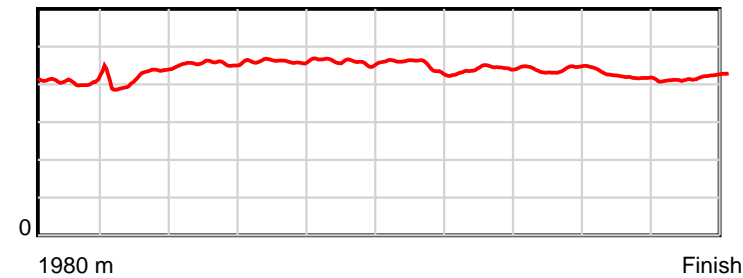
April 20, 2023, Race 2, AIRPARK CANTERBURY MOBILE PACE, Distance 1980m, Addington - Survey 1980m

Result	TAB no.	Horse (Barrier)	1980 to	1800m to	1600m to	1400m to	1200m to	1000m to	800m to	600m to	400m to	200m to	Total or	Margin
10th	7	Vatican Green (7)	1800m	1600m	1400m	1200m	1000m	800m	600m	400m	200m	WP	Average	
		Position in running (margin)	-	4(1.8)	9(12.1)	9(9.6)	10(8.5)	11(11.0)	11(9.6)	11(7.4)	12(7.7)	12(8.5)		5.80
		Sectional time (s)	12.51	16.46	15.09	15.67	16.40	15.92	14.35	14.57	14.06	13.58		
		Cumulative time (s)	148.61	136.10	119.64	104.55	88.88	72.48	56.56	42.21	27.64	13.58	2:28.61	
		Speed (m/s)	14.39	12.15	13.25	12.76	12.20	12.56	13.94	13.73	14.22	14.73	13.32	
		Stride length (m)	5.96	5.06	6.04	5.89	5.61	5.65	6.16	6.05	5.97	6.17	5.83	
		Stride duration (s)	0.408	0.417	0.455	0.461	0.460	0.450	0.442	0.440	0.420	0.419	0.438	
		Stride efficiency (%)	55.47	40.07	56.95	54.16	49.16	49.88	59.22	57.14	55.70	59.45	53.20	
		Stride count	30.21	39.49	33.13	33.97	35.66	35.40	32.49	33.07	33.50	32.43	339.35	

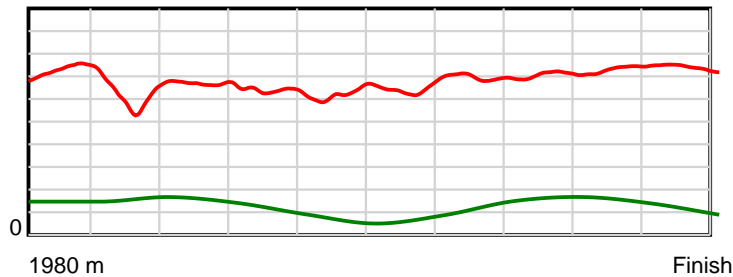
10 m Stride length



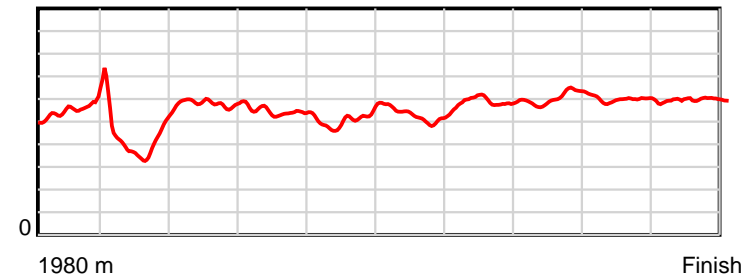
0.6 s Stride duration



20 m/sec Speed



100 % Stride efficiency



Note: Horizontal distance axis grid lines are 200m furlongs.

Disclaimer.

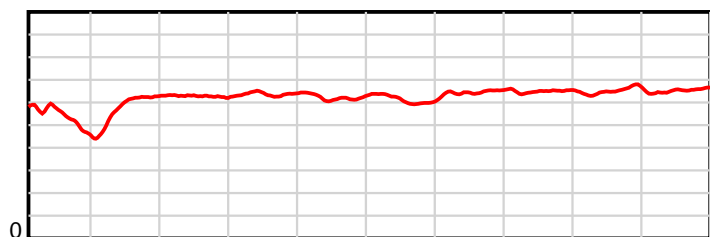
HRNZ and NZMTC and Thoroughbred Ratings Pty Ltd accepts no responsibility for the completeness or accuracy of any of the information contained herein, and makes no representations about its suitability for any particular purpose. Users should make their own judgements about those matters and/or seek independent advice. You assume all risks associated with use of the data provided on this page.

Race Results

April 20, 2023, Race 2, AIRPARK CANTERBURY MOBILE PACE, Distance 1980m, Addington - Survey 1980m

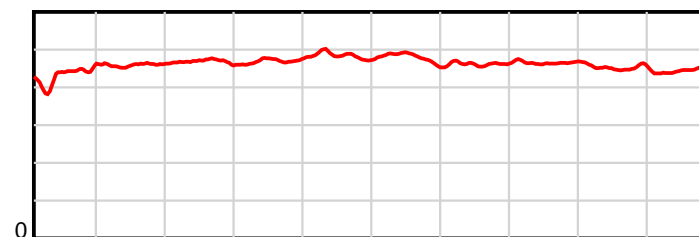
Result	TAB no.	Horse (Barrier)	1980 to	1800m to	1600m to	1400m to	1200m to	1000m to	800m to	600m to	400m to	200m to	Total or	Margin
11th	10	The Real McCoy (10)	1800m	1600m	1400m	1200m	1000m	800m	600m	400m	200m	WP	Average	
		Position in running (margin)	-	12(17.9)	12(24.8)	12(20.9)	12(14.3)	12(12.6)	12(10.0)	12(7.6)	11(6.9)	10(6.8)		6.00
		Sectional time (s)	15.08	15.90	14.83	14.78	15.69	15.72	14.34	14.39	13.92	14.00		
		Cumulative time (s)	148.65	133.57	117.67	102.84	88.06	72.37	56.65	42.31	27.92	14.00	2:28.65	
		Speed (m/s)	11.94	12.58	13.49	13.53	12.75	12.72	13.95	13.90	14.37	14.29	13.32	
		Stride length (m)	5.31	5.77	6.31	6.36	6.17	6.08	6.46	6.47	6.49	6.41	6.17	
		Stride duration (s)	0.434	0.459	0.468	0.470	0.484	0.478	0.463	0.466	0.452	0.448	0.463	
		Stride efficiency (%)	44.13	52.08	62.24	63.22	59.44	57.76	65.19	65.46	65.82	64.11	59.50	
		Stride count	33.87	34.64	31.69	31.44	32.43	32.90	30.97	30.90	30.82	31.22	320.88	

10 m Stride length



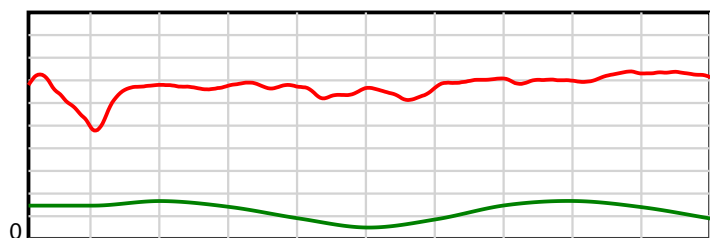
1980 m Finish

0.6 s Stride duration



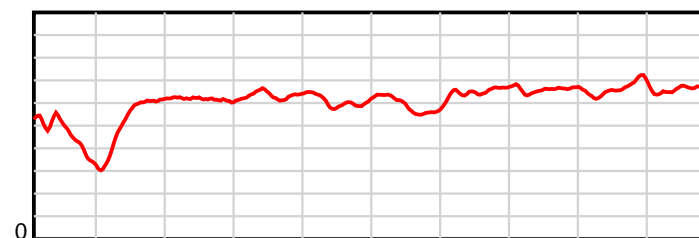
1980 m Finish

20 m/sec Speed



1980 m Finish

100 % Stride efficiency



1980 m Finish

Note: Horizontal distance axis grid lines are 200m furlongs.

Disclaimer.

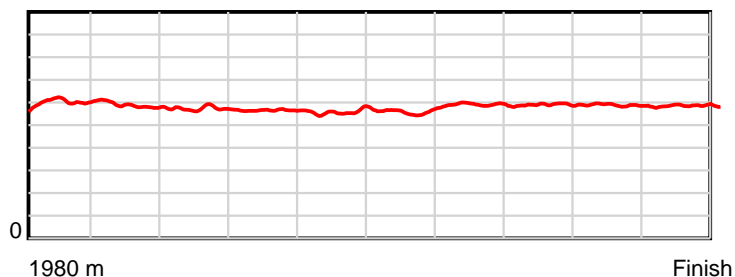
HRNZ and NZMTC and Thoroughbred Ratings Pty Ltd accepts no responsibility for the completeness or accuracy of any of the information contained herein, and makes no representations about its suitability for any particular purpose. Users should make their own judgements about those matters and/or seek independent advice. You assume all risks associated with use of the data provided on this page.

Race Results

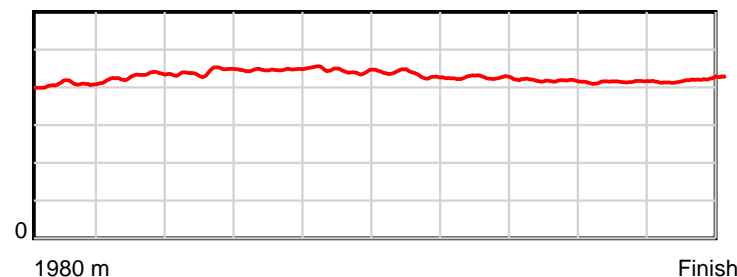
April 20, 2023, Race 2, AIRPARK CANTERBURY MOBILE PACE, Distance 1980m, Addington - Survey 1980m

Result	TAB no.	Horse (Barrier)	1980 to	1800m to	1600m to	1400m to	1200m to	1000m to	800m to	600m to	400m to	200m to	Total or	Margin
12th	6	Mach Major (6)	1800m	1600m	1400m	1200m	1000m	800m	600m	400m	200m	WP	Average	
		Position in running (margin)	-	2(0.4)	4(1.7)	5(4.1)	5(4.0)	5(5.1)	4(2.9)	3(1.4)	5(2.8)	11(7.0)		7.90
		Sectional time (s)	12.09	14.95	15.90	15.84	16.18	15.78	14.48	14.74	14.64	14.42		
		Cumulative time (s)	149.02	136.93	121.98	106.08	90.24	74.06	58.28	43.80	29.06	14.42	2:29.02	
		Speed (m/s)	14.89	13.38	12.58	12.63	12.36	12.67	13.81	13.57	13.66	13.87	13.29	
		Stride length (m)	6.00	5.75	5.55	5.64	5.50	5.49	5.88	5.67	5.66	5.84	5.69	
		Stride duration (s)	0.408	0.430	0.441	0.447	0.445	0.433	0.425	0.418	0.414	0.421	0.428	
		Stride efficiency (%)	56.18	51.61	48.15	49.79	47.24	47.15	53.99	50.16	50.03	53.26	50.58	
		Stride count	30.02	34.80	36.03	35.43	36.38	36.41	34.03	35.30	35.35	34.26	348.01	

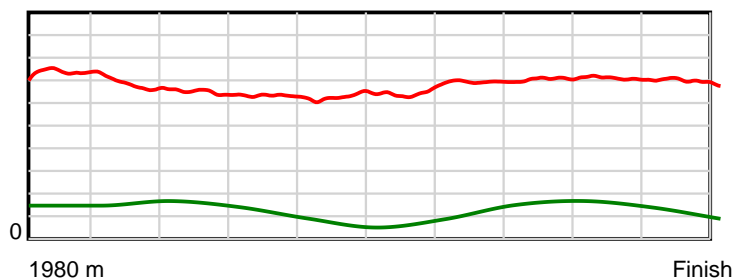
10 m Stride length



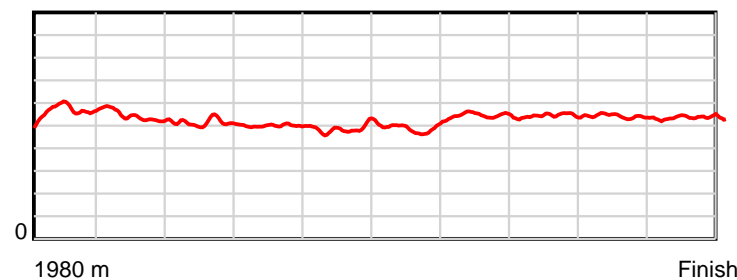
0.6 s Stride duration



20 m/sec Speed



100 % Stride efficiency



Note: Horizontal distance axis grid lines are 200m furlongs.

Disclaimer.

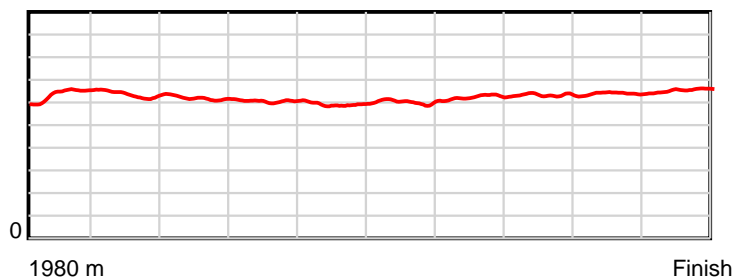
HRNZ and NZMTC and Thoroughbred Ratings Pty Ltd accepts no responsibility for the completeness or accuracy of any of the information contained herein, and makes no representations about its suitability for any particular purpose. Users should make their own judgements about those matters and/or seek independent advice. You assume all risks associated with use of the data provided on this page.

Race Results

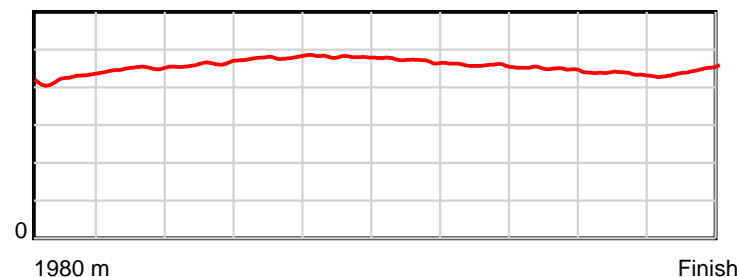
April 20, 2023, Race 3, , Distance 1980m, Addington - Survey 1980m

Result	TAB no.	Horse (Barrier)	1980 to	1800m to	1600m to	1400m to	1200m to	1000m to	800m to	600m to	400m to	200m to	Total or	Margin
1st	7	Sweet Belle (6)	1800m	1600m	1400m	1200m	1000m	800m	600m	400m	200m	WP	Average	
		Position in running (margin)	-	1(0.0)	1(0.0)	1(0.0)	1(0.0)	1(0.0)	1(0.0)	1(0.0)	1(0.0)	1(0.0)		0.00
		Sectional time (s)	11.88	14.64	15.21	15.79	16.36	15.88	14.67	14.44	13.66	13.55		
		Cumulative time (s)	146.08	134.20	119.56	104.35	88.56	72.20	56.32	41.65	27.21	13.55	2:26.08	
		Speed (m/s)	15.15	13.66	13.15	12.67	12.22	12.59	13.63	13.85	14.64	14.76	13.55	
		Stride length (m)	6.42	6.14	6.07	6.07	5.88	5.93	6.25	6.22	6.38	6.55	6.18	
		Stride duration (s)	0.424	0.450	0.462	0.479	0.481	0.471	0.459	0.449	0.436	0.444	0.456	
		Stride efficiency (%)	64.40	58.96	57.67	57.50	53.99	55.02	61.03	60.42	63.61	67.12	59.73	
		Stride count	28.04	32.56	32.92	32.97	34.03	33.71	32.00	32.16	31.35	30.52	320.26	

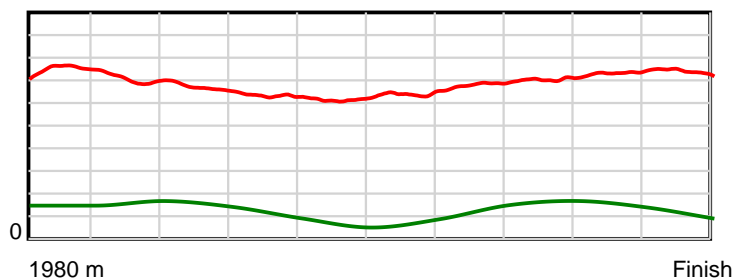
10 m Stride length



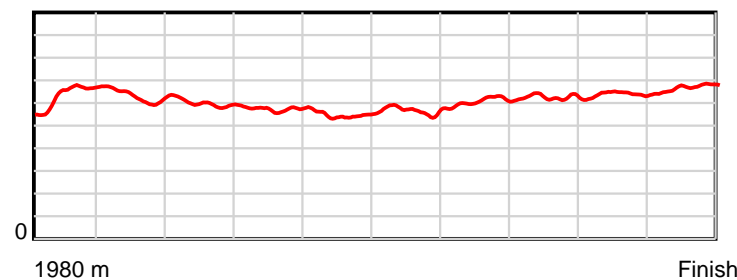
0.6 s Stride duration



20 m/sec Speed



100 % Stride efficiency



Note: Horizontal distance axis grid lines are 200m furlongs.

Disclaimer.

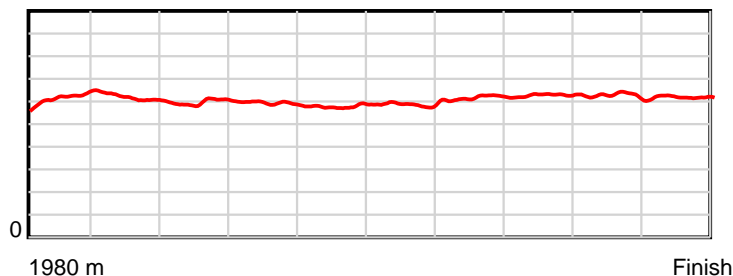
HRNZ and NZMTC and Thoroughbred Ratings Pty Ltd accepts no responsibility for the completeness or accuracy of any of the information contained herein, and makes no representations about its suitability for any particular purpose. Users should make their own judgements about those matters and/or seek independent advice. You assume all risks associated with use of the data provided on this page.

Race Results

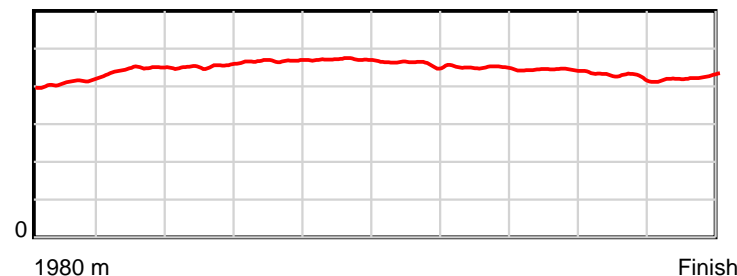
April 20, 2023, Race 3, , Distance 1980m, Addington - Survey 1980m

Result	TAB no.	Horse (Barrier)	1980 to	1800m to	1600m to	1400m to	1200m to	1000m to	800m to	600m to	400m to	200m to	Total or	Margin
2nd	1	Dance Till Daw... (1)	1800m	1600m	1400m	1200m	1000m	800m	600m	400m	200m	WP	Average	
		Position in running (margin)	-	3(1.8)	2(1.8)	2(1.8)	2(1.8)	2(1.7)	3(2.7)	3(2.2)	3(2.8)	2(2.2)		2.00
		Sectional time (s)	12.07	14.65	15.20	15.78	16.34	16.05	14.59	14.53	13.57	13.68		
		Cumulative time (s)	146.46	134.39	119.74	104.54	88.76	72.42	56.37	41.78	27.25	13.68	2:26.46	
		Speed (m/s)	14.91	13.65	13.16	12.67	12.24	12.46	13.71	13.76	14.74	14.62	13.52	
		Stride length (m)	6.15	6.08	5.95	5.92	5.77	5.74	6.17	6.11	6.29	6.20	6.03	
		Stride duration (s)	0.410	0.446	0.453	0.467	0.471	0.461	0.450	0.444	0.427	0.424	0.446	
		Stride efficiency (%)	59.16	57.84	55.38	54.82	51.98	51.47	59.46	58.34	61.80	60.03	56.86	
		Stride count	29.25	32.87	33.59	33.77	34.68	34.85	32.42	32.73	31.80	32.27	328.23	

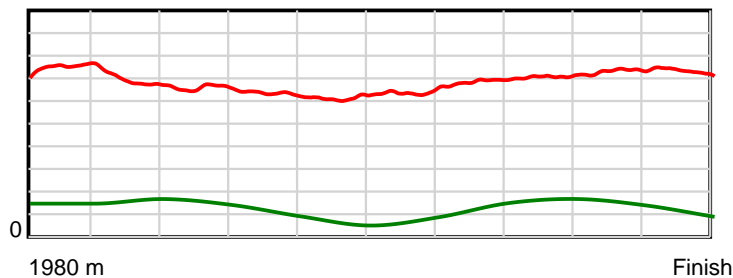
10 m Stride length



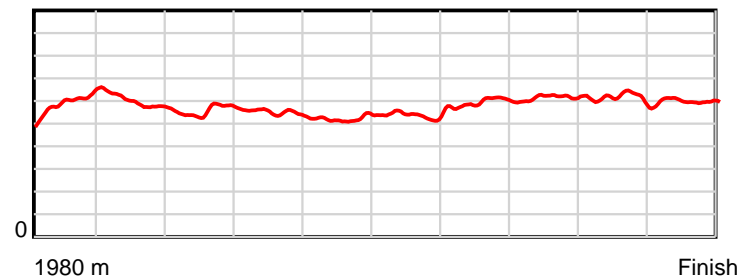
0.6 s Stride duration



20 m/sec Speed



100 % Stride efficiency



Note: Horizontal distance axis grid lines are 200m furlongs.

Disclaimer.

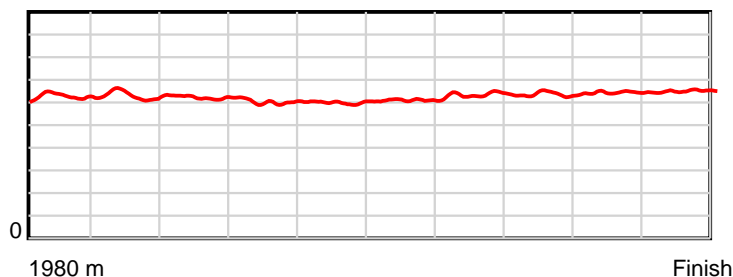
HRNZ and NZMTC and Thoroughbred Ratings Pty Ltd accepts no responsibility for the completeness or accuracy of any of the information contained herein, and makes no representations about its suitability for any particular purpose. Users should make their own judgements about those matters and/or seek independent advice. You assume all risks associated with use of the data provided on this page.

Race Results

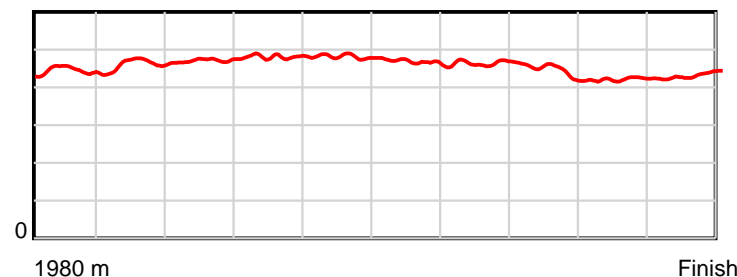
April 20, 2023, Race 3, , Distance 1980m, Addington - Survey 1980m

Result	TAB no.	Horse (Barrier)	1980 to	1800m to	1600m to	1400m to	1200m to	1000m to	800m to	600m to	400m to	200m to	Total or	Margin
3rd	6	Aiming For Glo... (5)	1800m	1600m	1400m	1200m	1000m	800m	600m	400m	200m	WP	Average	
		Position in running (margin)	-	7(5.2)	7(7.4)	8(7.7)	8(8.7)	8(7.8)	8(7.0)	8(7.2)	8(7.1)	7(5.3)		2.80
		Sectional time (s)	12.52	15.01	15.25	15.95	16.22	15.73	14.71	14.43	13.37	13.42		
		Cumulative time (s)	146.61	134.09	119.08	103.83	87.88	71.66	55.93	41.22	26.79	13.42	2:26.61	
		Speed (m/s)	14.38	13.32	13.11	12.54	12.33	12.71	13.60	13.86	14.96	14.90	13.51	
		Stride length (m)	6.32	6.14	6.18	6.04	5.93	5.94	6.33	6.14	6.31	6.45	6.17	
		Stride duration (s)	0.445	0.461	0.471	0.481	0.481	0.467	0.465	0.443	0.422	0.433	0.457	
		Stride efficiency (%)	62.33	58.93	59.59	56.93	55.02	55.09	62.56	58.92	62.21	64.98	59.50	
		Stride count	28.50	32.57	32.39	33.13	33.70	33.69	31.61	32.57	31.70	31.01	320.87	

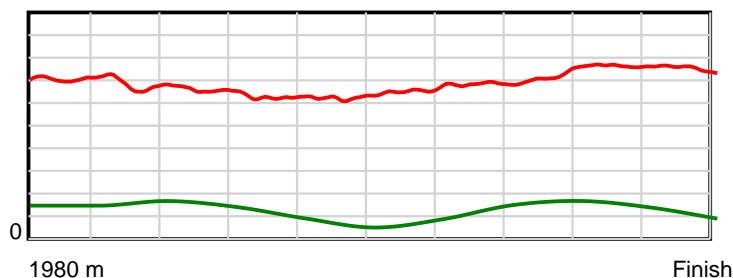
10 m Stride length



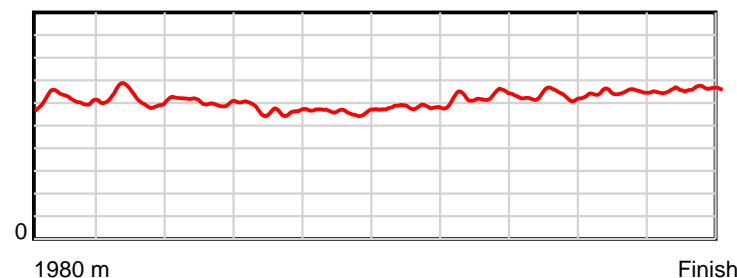
0.6 s Stride duration



20 m/sec Speed



100 % Stride efficiency



Note: Horizontal distance axis grid lines are 200m furlongs.

Disclaimer.

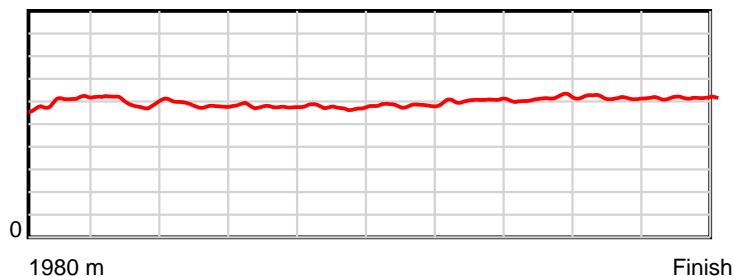
HRNZ and NZMTC and Thoroughbred Ratings Pty Ltd accepts no responsibility for the completeness or accuracy of any of the information contained herein, and makes no representations about its suitability for any particular purpose. Users should make their own judgements about those matters and/or seek independent advice. You assume all risks associated with use of the data provided on this page.

Race Results

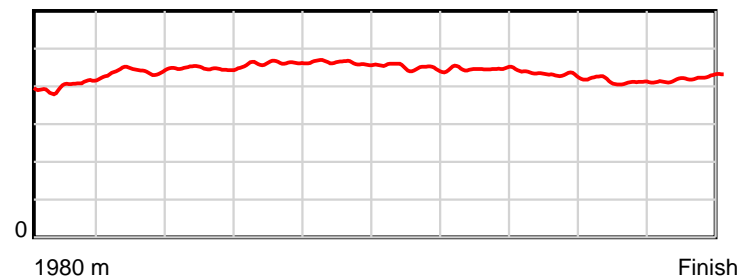
April 20, 2023, Race 3, , Distance 1980m, Addington - Survey 1980m

Result	TAB no.	Horse (Barrier)	1980 to	1800m to	1600m to	1400m to	1200m to	1000m to	800m to	600m to	400m to	200m to	Total or	Margin
4th	3	Cardi B (3)	1800m	1600m	1400m	1200m	1000m	800m	600m	400m	200m	WP	Average	
		Position in running (margin)	-	2(0.8)	3(2.7)	4(3.8)	5(4.6)	5(4.1)	4(3.1)	4(3.4)	4(3.0)	3(2.6)		2.90
		Sectional time (s)	11.90	14.96	15.40	15.92	16.28	15.69	14.73	14.38	13.60	13.76		
		Cumulative time (s)	146.62	134.72	119.76	104.36	88.44	72.16	56.47	41.74	27.36	13.76	2:26.62	
		Speed (m/s)	15.13	13.37	12.99	12.56	12.29	12.75	13.58	13.91	14.71	14.53	13.50	
		Stride length (m)	6.05	5.88	5.81	5.80	5.69	5.73	6.07	5.99	6.09	6.13	5.92	
		Stride duration (s)	0.403	0.440	0.448	0.461	0.463	0.449	0.447	0.431	0.414	0.422	0.438	
		Stride efficiency (%)	57.16	54.06	52.79	52.50	50.53	51.26	57.55	56.07	57.86	58.81	54.73	
		Stride count	29.76	34.00	34.41	34.50	35.17	34.92	32.96	33.39	32.87	32.60	334.58	

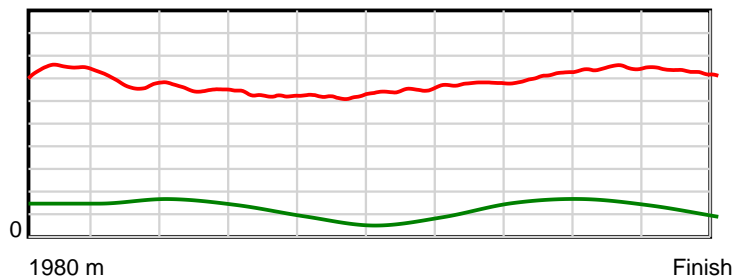
10 m Stride length



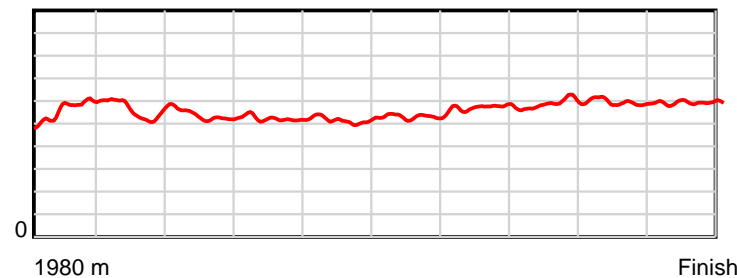
0.6 s Stride duration



20 m/sec Speed



100 % Stride efficiency



Note: Horizontal distance axis grid lines are 200m furlongs.

Disclaimer.

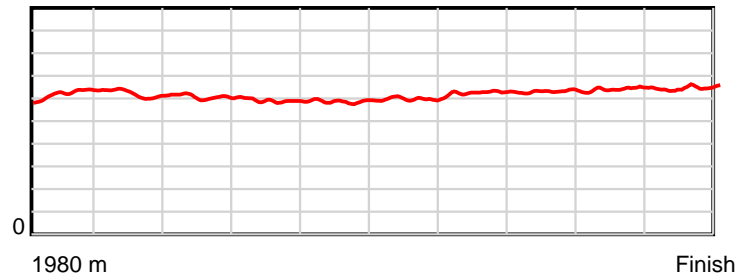
HRNZ and NZMTC and Thoroughbred Ratings Pty Ltd accepts no responsibility for the completeness or accuracy of any of the information contained herein, and makes no representations about its suitability for any particular purpose. Users should make their own judgements about those matters and/or seek independent advice. You assume all risks associated with use of the data provided on this page.

Race Results

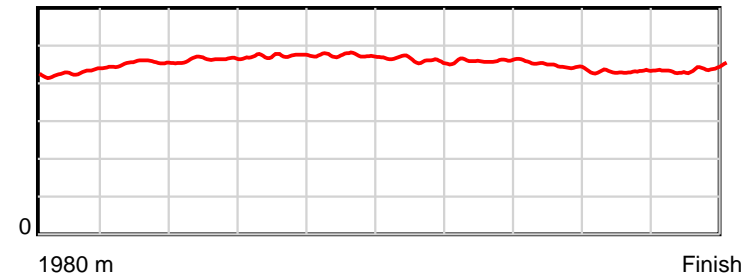
April 20, 2023, Race 3, , Distance 1980m, Addington - Survey 1980m

Result	TAB no.	Horse (Barrier)	1980 to	1800m to	1600m to	1400m to	1200m to	1000m to	800m to	600m to	400m to	200m to	Total or	Margin
5th	2	Rakasharp (2)	1800m	1600m	1400m	1200m	1000m	800m	600m	400m	200m	WP	Average	
		Position in running (margin)	-	5(3.2)	5(4.6)	6(5.6)	7(6.4)	7(6.4)	6(5.2)	6(5.1)	7(5.1)	6(4.8)		3.80
		Sectional time (s)	12.18	14.89	15.36	15.93	16.35	15.69	14.65	14.44	13.61	13.70		
		Cumulative time (s)	146.80	134.62	119.73	104.37	88.44	72.09	56.40	41.75	27.31	13.70	2:26.80	
		Speed (m/s)	14.78	13.43	13.02	12.55	12.23	12.75	13.65	13.85	14.70	14.60	13.49	
		Stride length (m)	6.26	6.09	6.04	5.94	5.80	5.87	6.29	6.17	6.34	6.41	6.11	
		Stride duration (s)	0.427	0.454	0.464	0.473	0.474	0.461	0.461	0.445	0.431	0.439	0.453	
		Stride efficiency (%)	61.21	58.01	57.00	55.18	52.54	53.92	61.90	59.45	62.81	64.11	58.41	
		Stride count	28.76	32.82	33.11	33.66	34.49	34.05	31.78	32.43	31.55	31.22	323.87	

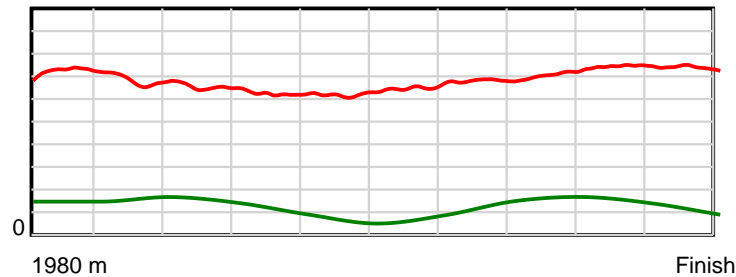
10 m Stride length



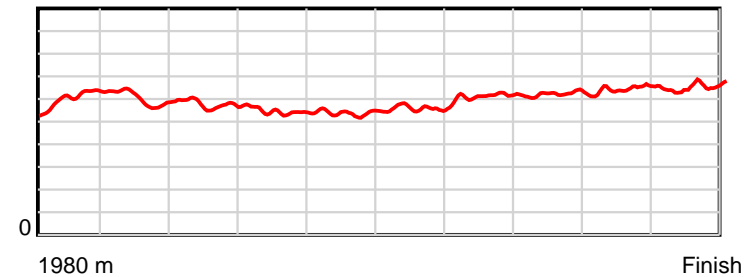
0.6 s Stride duration



20 m/sec Speed



100 % Stride efficiency



Note: Horizontal distance axis grid lines are 200m furlongs.

Disclaimer.

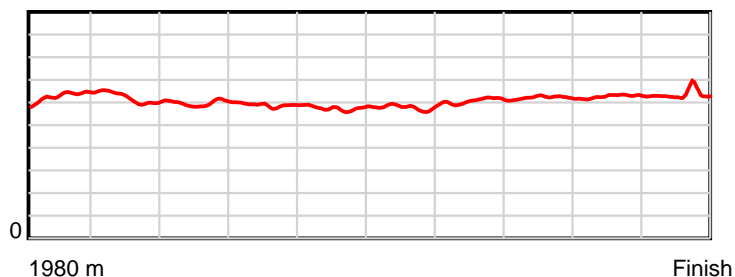
HRNZ and NZMTC and Thoroughbred Ratings Pty Ltd accepts no responsibility for the completeness or accuracy of any of the information contained herein, and makes no representations about its suitability for any particular purpose. Users should make their own judgements about those matters and/or seek independent advice. You assume all risks associated with use of the data provided on this page.

Race Results

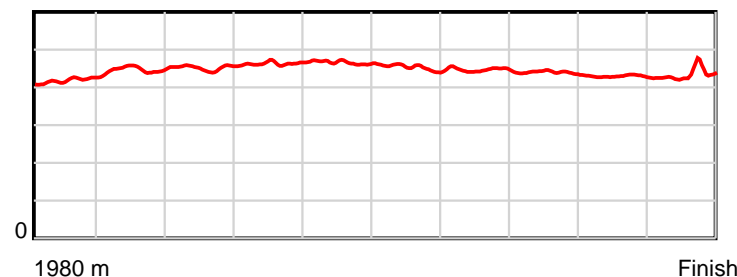
April 20, 2023, Race 3, , Distance 1980m, Addington - Survey 1980m

Result	TAB no.	Horse (Barrier)	1980 to	1800m to	1600m to	1400m to	1200m to	1000m to	800m to	600m to	400m to	200m to	Total or	Margin
6th	10	Angel Of Monta... (9)	1800m	1600m	1400m	1200m	1000m	800m	600m	400m	200m	WP	Average	
		Position in running (margin)	-	6(3.5)	6(4.8)	5(4.2)	4(4.6)	4(3.6)	5(3.9)	5(4.0)	6(4.9)	5(4.3)		3.80
		Sectional time (s)	12.33	14.86	15.10	15.86	16.19	15.93	14.69	14.59	13.56	13.70		
		Cumulative time (s)	146.81	134.48	119.62	104.52	88.66	72.47	56.54	41.85	27.26	13.70	2:26.81	
		Speed (m/s)	14.60	13.46	13.25	12.61	12.35	12.55	13.61	13.71	14.75	14.60	13.49	
		Stride length (m)	6.28	6.02	5.99	5.84	5.75	5.68	6.09	6.02	6.33	6.33	6.02	
		Stride duration (s)	0.419	0.447	0.452	0.463	0.466	0.452	0.447	0.439	0.429	0.434	0.447	
		Stride efficiency (%)	61.64	56.64	56.02	53.29	51.74	50.39	57.89	56.60	62.63	62.59	56.67	
		Stride count	28.66	33.22	33.40	34.25	34.76	35.22	32.86	33.23	31.59	31.60	328.79	

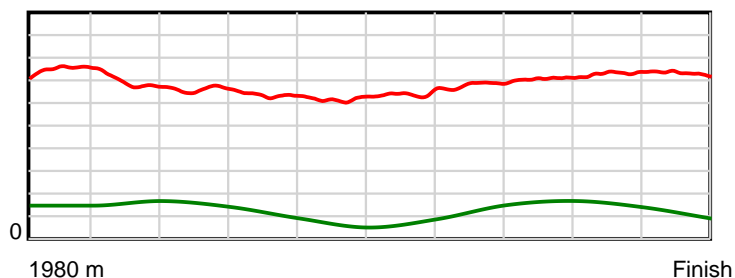
10 m Stride length



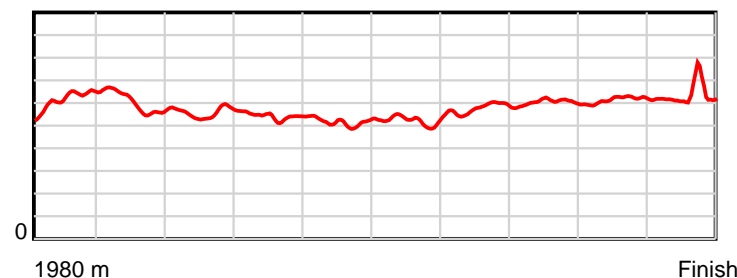
0.6 s Stride duration



20 m/sec Speed



100 % Stride efficiency



Note: Horizontal distance axis grid lines are 200m furlongs.

Disclaimer.

HRNZ and NZMTC and Thoroughbred Ratings Pty Ltd accepts no responsibility for the completeness or accuracy of any of the information contained herein, and makes no representations about its suitability for any particular purpose. Users should make their own judgements about those matters and/or seek independent advice. You assume all risks associated with use of the data provided on this page.

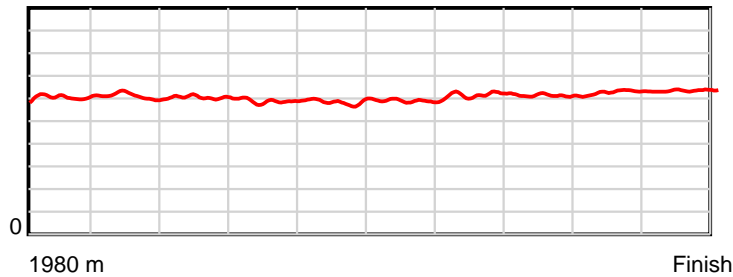


Race Results

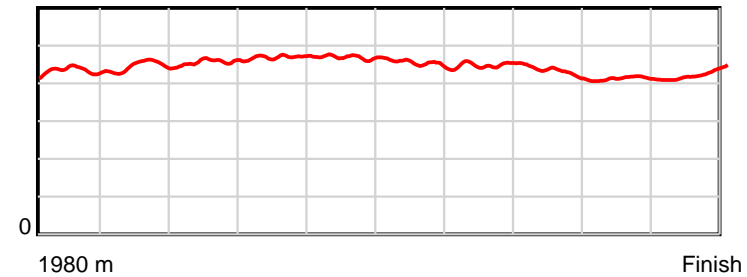
April 20, 2023, Race 3, , Distance 1980m, Addington - Survey 1980m

Result	TAB no.	Horse (Barrier)	1980 to	1800m to	1600m to	1400m to	1200m to	1000m to	800m to	600m to	400m to	200m to	Total or	Margin
7th	8	Smokin Annie (7)	1800m	1600m	1400m	1200m	1000m	800m	600m	400m	200m	WP	Average	
		Position in running (margin)	-	8(6.5)	8(8.8)	9(9.7)	9(10.6)	9(10.1)	9(8.6)	9(7.9)	9(7.9)	9(6.9)		4.60
		Sectional time (s)	12.81	15.02	15.36	15.94	16.26	15.64	14.55	14.45	13.49	13.43		
		Cumulative time (s)	146.95	134.14	119.12	103.76	87.82	71.56	55.92	41.37	26.92	13.43	2:26.95	
		Speed (m/s)	14.05	13.32	13.02	12.55	12.30	12.79	13.75	13.84	14.83	14.89	13.47	
		Stride length (m)	6.05	5.93	5.94	5.89	5.77	5.79	6.18	5.94	6.12	6.35	5.99	
		Stride duration (s)	0.435	0.445	0.456	0.470	0.469	0.453	0.449	0.429	0.413	0.427	0.445	
		Stride efficiency (%)	57.16	54.87	55.15	54.28	51.96	52.39	59.65	55.18	58.49	63.07	56.07	
		Stride count	29.76	33.75	33.67	33.93	34.69	34.54	32.37	33.66	32.69	31.48	330.54	

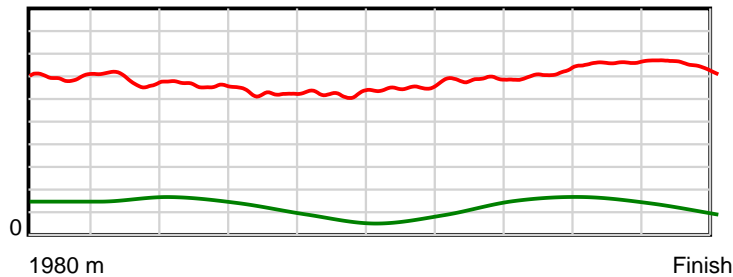
10 m Stride length



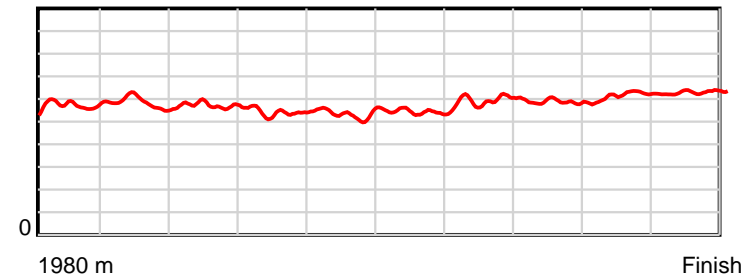
0.6 s Stride duration



20 m/sec Speed



100 % Stride efficiency



Note: Horizontal distance axis grid lines are 200m furlongs.

Disclaimer.

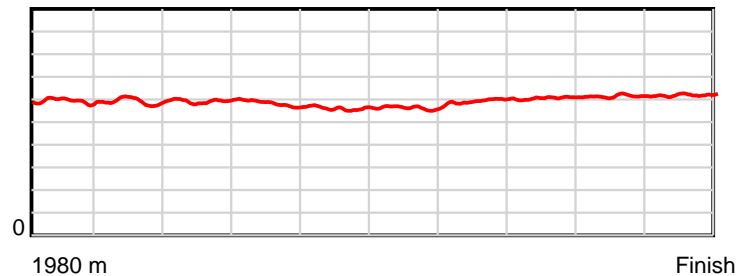
HRNZ and NZMTC and Thoroughbred Ratings Pty Ltd accepts no responsibility for the completeness or accuracy of any of the information contained herein, and makes no representations about its suitability for any particular purpose. Users should make their own judgements about those matters and/or seek independent advice. You assume all risks associated with use of the data provided on this page.

Race Results

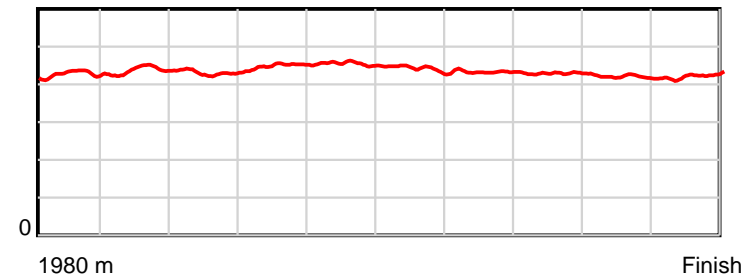
April 20, 2023, Race 3, , Distance 1980m, Addington - Survey 1980m

Result	TAB no.	Horse (Barrier)	1980 to	1800m to	1600m to	1400m to	1200m to	1000m to	800m to	600m to	400m to	200m to	Total or	Margin
8th	9	Evangelist (8)	1800m	1600m	1400m	1200m	1000m	800m	600m	400m	200m	WP	Average	
		Position in running (margin)	-	9(7.1)	9(10.9)	7(7.6)	6(5.6)	6(6.4)	7(6.2)	7(6.3)	5(4.9)	8(5.6)		5.70
		Sectional time (s)	13.10	15.27	14.66	15.46	16.48	15.84	14.70	14.20	13.78	13.68		
		Cumulative time (s)	147.17	134.07	118.80	104.14	88.68	72.20	56.36	41.66	27.46	13.68	2:27.17	
		Speed (m/s)	13.74	13.10	13.64	12.94	12.14	12.63	13.61	14.08	14.51	14.62	13.45	
		Stride length (m)	5.92	5.72	5.87	5.81	5.52	5.57	5.89	6.04	6.10	6.17	5.85	
		Stride duration (s)	0.428	0.436	0.431	0.449	0.455	0.442	0.433	0.429	0.420	0.422	0.435	
		Stride efficiency (%)	54.84	51.04	53.89	52.75	47.57	48.56	54.23	57.04	58.15	59.56	53.55	
		Stride count	30.38	35.00	34.06	34.42	36.25	35.88	33.95	33.10	32.79	32.40	338.23	

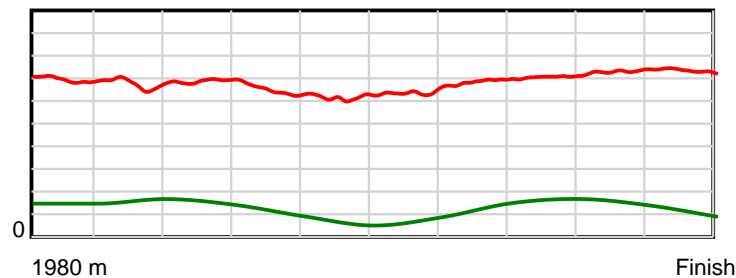
10 m Stride length



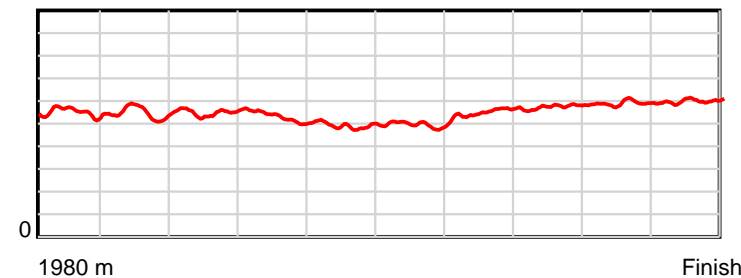
0.6 s Stride duration



20 m/sec Speed



100 % Stride efficiency



Note: Horizontal distance axis grid lines are 200m furlongs.

Disclaimer.

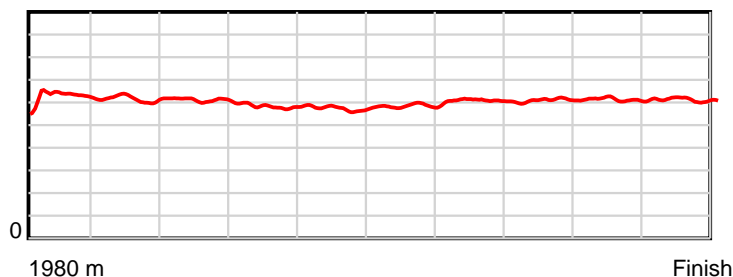
HRNZ and NZMTC and Thoroughbred Ratings Pty Ltd accepts no responsibility for the completeness or accuracy of any of the information contained herein, and makes no representations about its suitability for any particular purpose. Users should make their own judgements about those matters and/or seek independent advice. You assume all risks associated with use of the data provided on this page.

Race Results

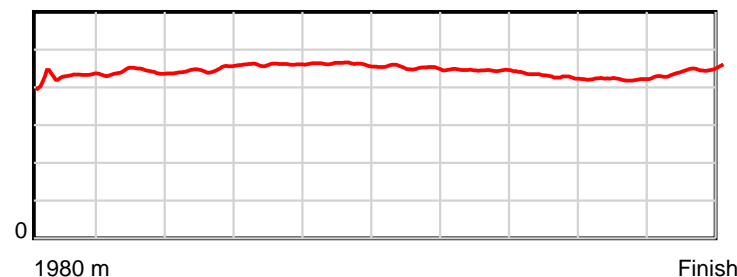
April 20, 2023, Race 3, , Distance 1980m, Addington - Survey 1980m

Result	TAB no.	Horse (Barrier)	1980 to	1800m to	1600m to	1400m to	1200m to	1000m to	800m to	600m to	400m to	200m to	Total or	Margin
9th	5	Monaco Grace (4)	1800m	1600m	1400m	1200m	1000m	800m	600m	400m	200m	WP	Average	
		Position in running (margin)	-	4(3.1)	4(4.0)	3(2.0)	3(2.8)	3(2.0)	2(2.2)	2(2.2)	2(0.9)	4(2.6)		6.80
		Sectional time (s)	12.14	14.78	14.88	15.92	16.23	15.91	14.67	14.23	13.95	14.65		
		Cumulative time (s)	147.36	135.22	120.44	105.56	89.64	73.41	57.50	42.83	28.60	14.65	2:27.36	
		Speed (m/s)	14.83	13.53	13.44	12.56	12.32	12.57	13.63	14.05	14.34	13.65	13.44	
		Stride length (m)	6.28	5.96	6.02	5.79	5.69	5.68	6.07	6.02	6.07	6.09	5.96	
		Stride duration (s)	0.429	0.441	0.448	0.461	0.462	0.452	0.445	0.428	0.423	0.446	0.443	
		Stride efficiency (%)	61.58	55.57	56.56	52.35	50.62	50.41	57.57	56.67	57.51	57.89	55.47	
		Stride count	28.67	33.54	33.24	34.55	35.14	35.21	32.95	33.21	32.97	32.86	332.34	

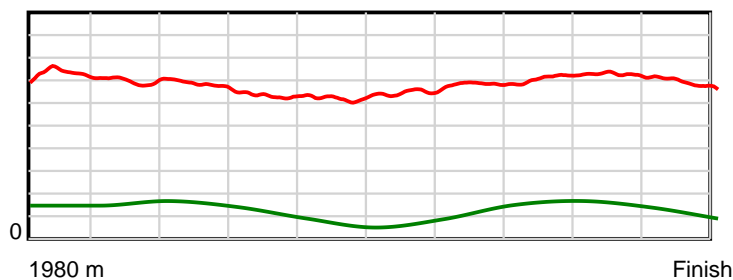
10 m Stride length



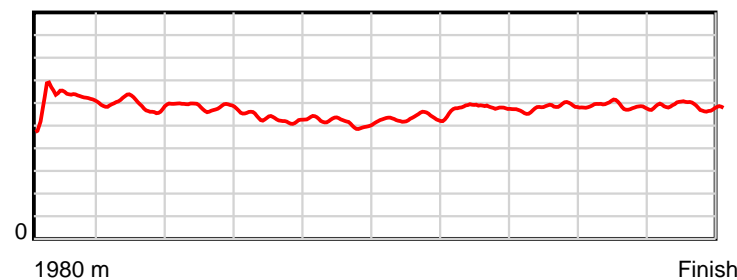
0.6 s Stride duration



20 m/sec Speed



100 % Stride efficiency



Note: Horizontal distance axis grid lines are 200m furlongs.

Disclaimer.

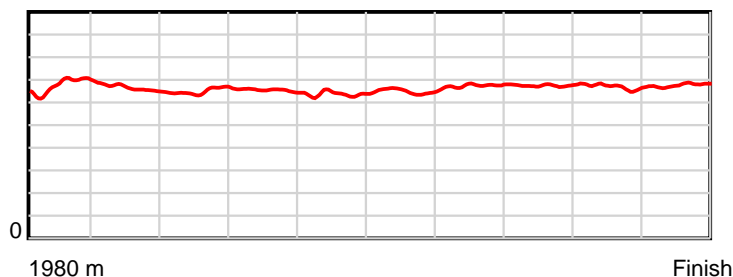
HRNZ and NZMTC and Thoroughbred Ratings Pty Ltd accepts no responsibility for the completeness or accuracy of any of the information contained herein, and makes no representations about its suitability for any particular purpose. Users should make their own judgements about those matters and/or seek independent advice. You assume all risks associated with use of the data provided on this page.

Race Results

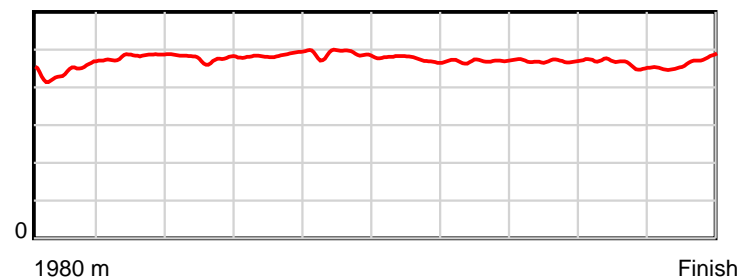
April 20, 2023, Race 4, CONTINENTAL EVENT HIRE MOBILE PACE, Distance 1980m, Addington - Survey 1980m

Result	TAB no.	Horse (Barrier)	1980 to	1800m to	1600m to	1400m to	1200m to	1000m to	800m to	600m to	400m to	200m to	Total or	Margin
1st	4	OK Boomer (4)	1800m	1600m	1400m	1200m	1000m	800m	600m	400m	200m	WP	Average	
		Position in running (margin)	-	1(0.0)	1(0.0)	1(0.0)	1(0.0)	1(0.0)	1(0.0)	1(0.0)	1(0.0)	1(0.0)		0.00
		Sectional time (s)	11.86	14.80	14.70	14.94	15.43	14.78	14.01	14.06	13.97	13.99		
		Cumulative time (s)	142.54	130.68	115.88	101.18	86.24	70.81	56.03	42.02	27.96	13.99	2:22.54	
		Speed (m/s)	15.18	13.51	13.61	13.39	12.96	13.53	14.28	14.22	14.32	14.30	13.89	
		Stride length (m)	6.74	6.52	6.49	6.51	6.33	6.42	6.71	6.68	6.63	6.67	6.57	
		Stride duration (s)	0.443	0.482	0.477	0.486	0.488	0.475	0.470	0.469	0.463	0.466	0.473	
		Stride efficiency (%)	70.95	66.44	65.84	66.17	62.59	64.50	70.43	69.68	68.75	69.43	67.37	
		Stride count	26.71	30.67	30.81	30.74	31.60	31.13	29.79	29.95	30.15	30.01	301.56	

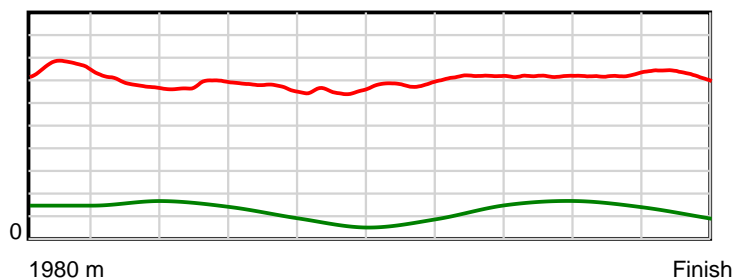
10 m Stride length



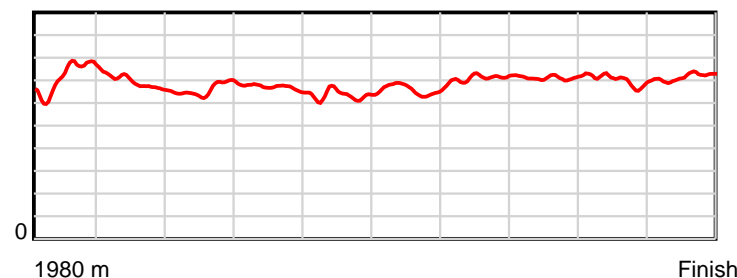
0.6 s Stride duration



20 m/sec Speed



100 % Stride efficiency



Note: Horizontal distance axis grid lines are 200m furlongs.

Disclaimer.

HRNZ and NZMTC and Thoroughbred Ratings Pty Ltd accepts no responsibility for the completeness or accuracy of any of the information contained herein, and makes no representations about its suitability for any particular purpose. Users should make their own judgements about those matters and/or seek independent advice. You assume all risks associated with use of the data provided on this page.

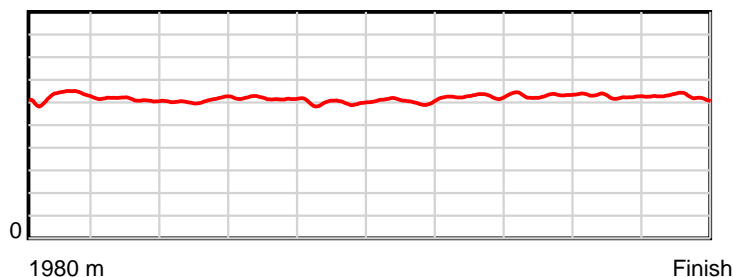


Race Results

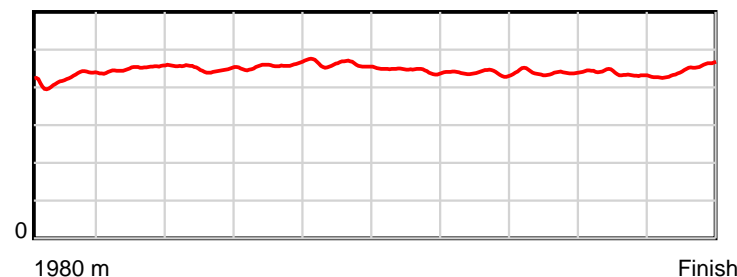
April 20, 2023, Race 4, CONTINENTAL EVENT HIRE MOBILE PACE, Distance 1980m, Addington - Survey 1980m

Result	TAB no.	Horse (Barrier)	1980 to	1800m to	1600m to	1400m to	1200m to	1000m to	800m to	600m to	400m to	200m to	Total or	Margin
2nd	2	Mossdale Terry (2)	1800m	1600m	1400m	1200m	1000m	800m	600m	400m	200m	WP	Average	
		Position in running (margin)	-	3(2.2)	2(2.2)	2(2.4)	2(2.1)	2(1.5)	3(1.9)	3(1.5)	2(1.8)	2(2.2)		4.90
		Sectional time (s)	12.45	14.80	14.74	14.88	15.34	14.85	13.94	14.11	14.04	14.31		
		Cumulative time (s)	143.46	131.01	116.21	101.47	86.59	71.25	56.40	42.46	28.35	14.31	2:23.46	
		Speed (m/s)	14.46	13.51	13.57	13.44	13.04	13.47	14.35	14.17	14.25	13.98	13.80	
		Stride length (m)	6.25	6.09	6.11	6.15	6.01	5.99	6.29	6.23	6.22	6.26	6.16	
		Stride duration (s)	0.423	0.450	0.450	0.458	0.461	0.445	0.438	0.440	0.437	0.448	0.446	
		Stride efficiency (%)	61.07	57.90	58.26	59.11	56.48	56.14	61.77	60.70	60.46	61.31	59.25	
		Stride count	28.79	32.86	32.75	32.52	33.27	33.37	31.81	32.09	32.15	31.93	321.54	

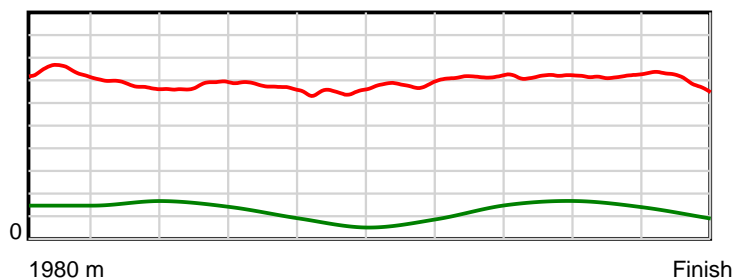
10 m Stride length



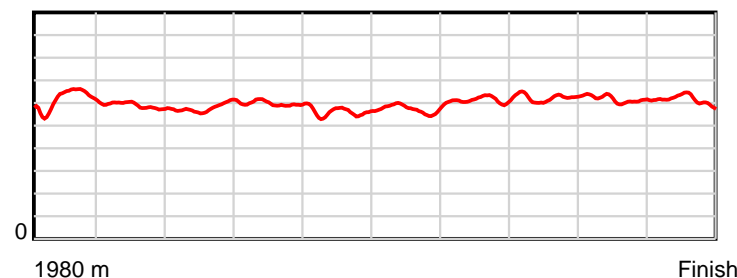
0.6 s Stride duration



20 m/sec Speed



100 % Stride efficiency



Note: Horizontal distance axis grid lines are 200m furlongs.

Disclaimer.

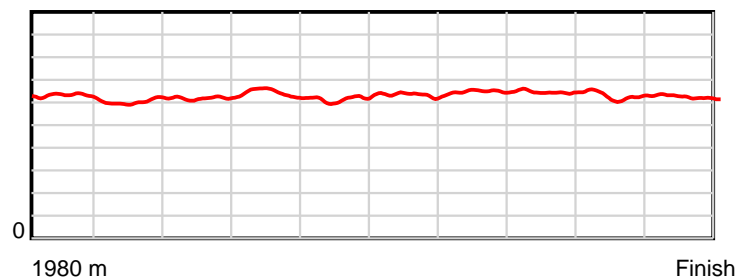
HRNZ and NZMTC and Thoroughbred Ratings Pty Ltd accepts no responsibility for the completeness or accuracy of any of the information contained herein, and makes no representations about its suitability for any particular purpose. Users should make their own judgements about those matters and/or seek independent advice. You assume all risks associated with use of the data provided on this page.

Race Results

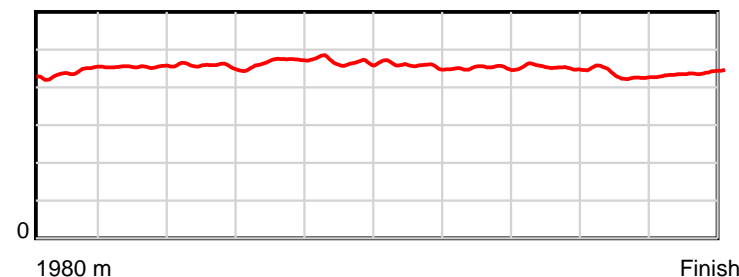
April 20, 2023, Race 4, CONTINENTAL EVENT HIRE MOBILE PACE, Distance 1980m, Addington - Survey 1980m

Result	TAB no.	Horse (Barrier)	1980 to	1800m to	1600m to	1400m to	1200m to	1000m to	800m to	600m to	400m to	200m to	Total or	Margin
3rd	7	Helium (6)	1800m	1600m	1400m	1200m	1000m	800m	600m	400m	200m	WP	Average	
		Position in running (margin)	-	6(5.5)	8(9.1)	8(10.1)	8(7.8)	8(7.3)	8(6.8)	8(6.0)	8(7.4)	8(9.0)		9.40
		Sectional time (s)	12.97	15.39	14.89	14.54	15.36	14.69	13.88	14.29	14.23	14.08		
		Cumulative time (s)	144.32	131.35	115.96	101.07	86.53	71.17	56.48	42.60	28.31	14.08	2:24.32	
		Speed (m/s)	13.88	13.00	13.43	13.76	13.02	13.61	14.41	14.00	14.05	14.20	13.72	
		Stride length (m)	6.29	5.90	6.14	6.44	6.09	6.23	6.50	6.34	6.08	6.23	6.22	
		Stride duration (s)	0.439	0.454	0.457	0.468	0.468	0.457	0.452	0.453	0.433	0.439	0.453	
		Stride efficiency (%)	61.91	54.49	58.93	64.71	58.04	60.58	66.11	62.83	57.83	60.68	60.46	
		Stride count	28.60	33.87	32.57	31.08	32.82	32.12	30.75	31.54	32.88	32.10	318.33	

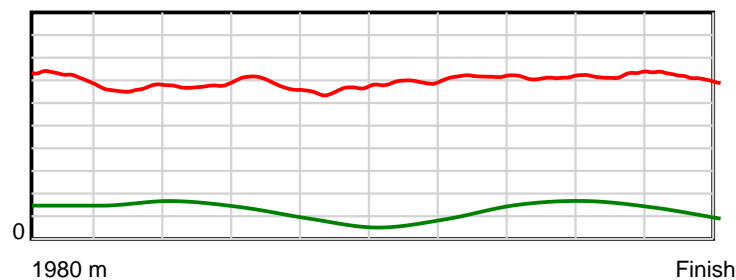
10 m Stride length



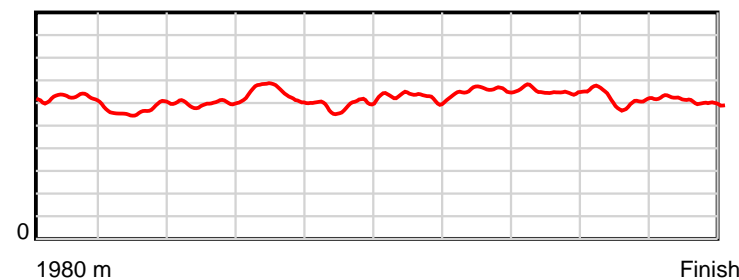
0.6 s Stride duration



20 m/sec Speed



100 % Stride efficiency



Note: Horizontal distance axis grid lines are 200m furlongs.

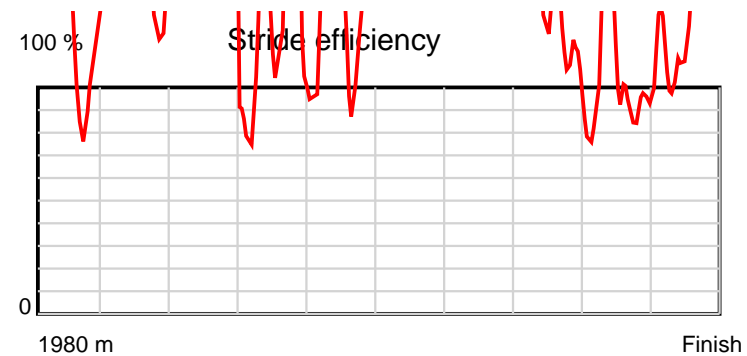
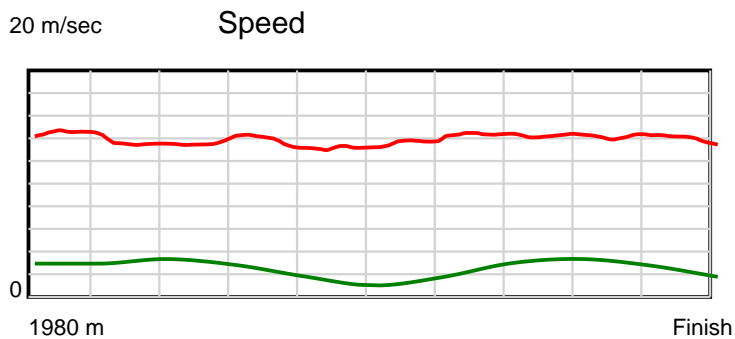
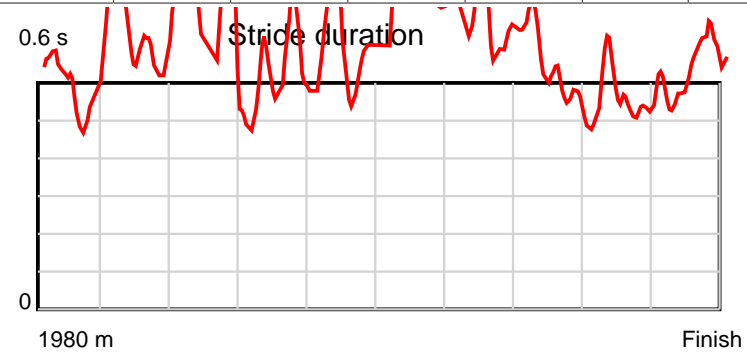
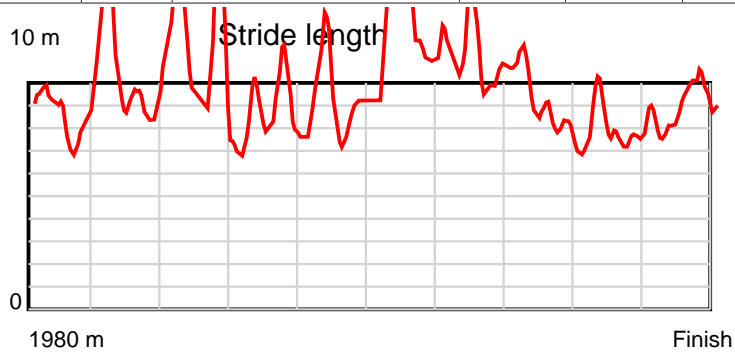
Disclaimer.

HRNZ and NZMTC and Thoroughbred Ratings Pty Ltd accepts no responsibility for the completeness or accuracy of any of the information contained herein, and makes no representations about its suitability for any particular purpose. Users should make their own judgements about those matters and/or seek independent advice. You assume all risks associated with use of the data provided on this page.

Race Results

April 20, 2023, Race 4, CONTINENTAL EVENT HIRE MOBILE PACE, Distance 1980m, Addington - Survey 1980m

Result	TAB no.	Horse (Barrier)	1980 to	1800m to	1600m to	1400m to	1200m to	1000m to	800m to	600m to	400m to	200m to	Total or	Margin
4th	12	Steps Boy (11)	1800m	1600m	1400m	1200m	1000m	800m	600m	400m	200m	WP	Average	
		Position in running (margin)	-	7(5.7)	7(6.8)	7(7.9)	7(5.8)	6(5.7)	6(4.9)	5(4.2)	6(5.7)	7(8.7)		10.50
		Sectional time (s)	12.93	14.98	14.88	14.60	15.41	14.64	13.90	14.31	14.47	14.41		
		Cumulative time (s)	144.53	131.60	116.62	101.74	87.14	71.73	57.09	43.19	28.88	14.41	2:24.53	
		Speed (m/s)	13.92	13.35	13.44	13.70	12.98	13.66	14.39	13.98	13.82	13.88	13.70	
		Stride length (m)	7.34	9.13	7.63	7.46	8.42	10.93	7.89	7.37	7.46	7.94	8.05	
		Stride duration (s)	0.507	0.684	0.568	0.544	0.649	0.800	0.548	0.527	0.540	0.572	0.587	
		Stride efficiency (%)	84.10	130.17	90.97	86.94	110.76	186.60	97.22	84.88	86.97	98.47	101.20	
		Stride count	24.54	21.91	26.21	26.81	23.76	18.30	25.36	27.14	26.81	25.20	246.04	



Note: Horizontal distance axis grid lines are 200m furlongs.

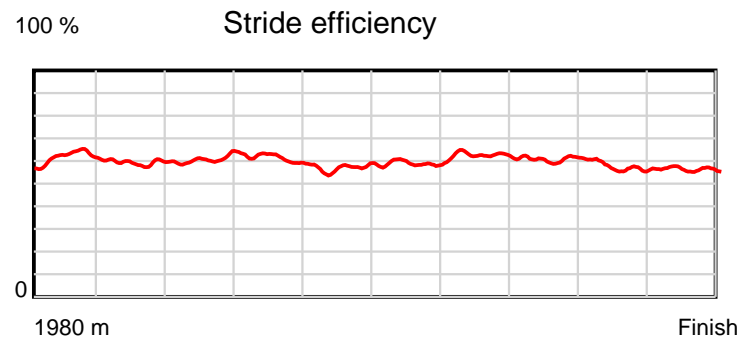
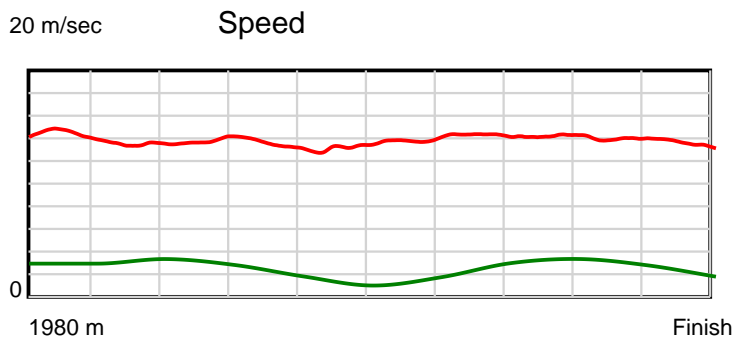
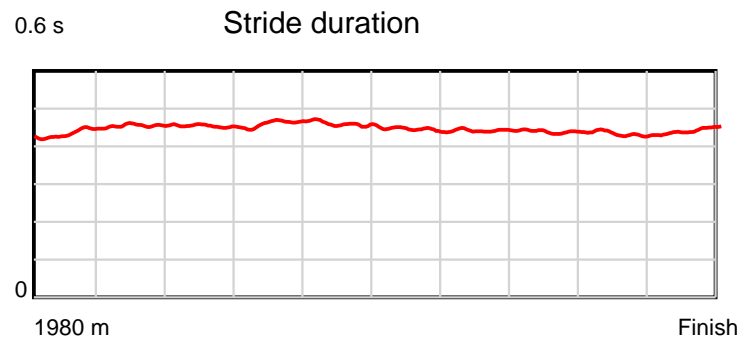
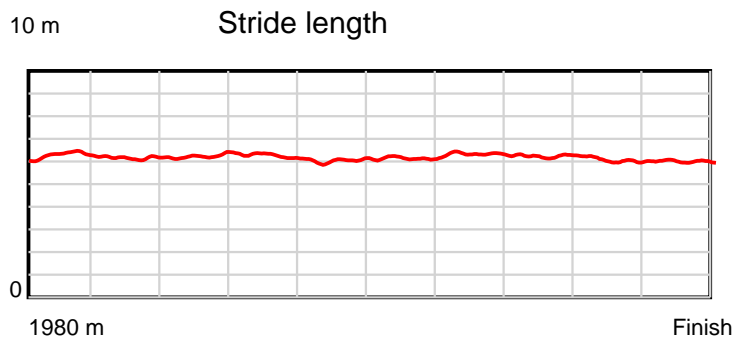
Disclaimer.

HRNZ and NZMTC and Thoroughbred Ratings Pty Ltd accepts no responsibility for the completeness or accuracy of any of the information contained herein, and makes no representations about its suitability for any particular purpose. Users should make their own judgements about those matters and/or seek independent advice. You assume all risks associated with use of the data provided on this page.

Race Results

April 20, 2023, Race 4, CONTINENTAL EVENT HIRE MOBILE PACE, Distance 1980m, Addington - Survey 1980m

Result	TAB no.	Horse (Barrier)	1980 to	1800m to	1600m to	1400m to	1200m to	1000m to	800m to	600m to	400m to	200m to	Total or	Margin
5th	3	Kingsdown Atom (3)	1800m	1600m	1400m	1200m	1000m	800m	600m	400m	200m	WP	Average	
		Position in running (margin)	-	4(3.9)	5(5.3)	5(5.3)	5(4.1)	4(3.5)	4(3.2)	4(2.6)	4(4.1)	4(7.5)		11.00
		Sectional time (s)	12.60	15.03	14.70	14.74	15.34	14.73	13.92	14.31	14.52	14.74		
		Cumulative time (s)	144.63	132.03	117.00	102.30	87.56	72.22	57.49	43.57	29.26	14.74	2:24.63	
		Speed (m/s)	14.29	13.31	13.61	13.57	13.04	13.58	14.37	13.98	13.77	13.57	13.69	
		Stride length (m)	6.30	6.05	6.18	6.25	5.99	6.04	6.35	6.13	5.96	6.01	6.12	
		Stride duration (s)	0.435	0.454	0.454	0.461	0.460	0.445	0.442	0.439	0.433	0.443	0.447	
		Stride efficiency (%)	62.00	57.15	59.60	61.09	56.12	56.95	63.03	58.81	55.52	56.45	58.56	
		Stride count	28.58	33.07	32.38	31.99	33.37	33.13	31.49	32.60	33.55	33.28	323.44	



Note: Horizontal distance axis grid lines are 200m furlongs.

Disclaimer.

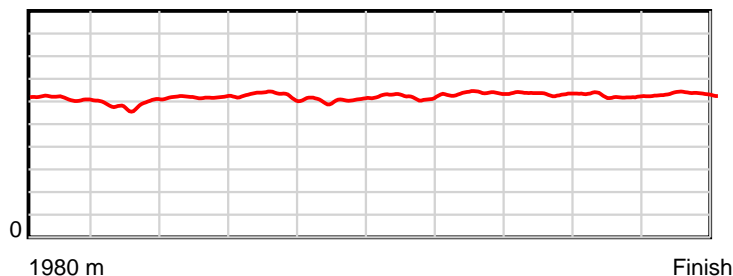
HRNZ and NZMTC and Thoroughbred Ratings Pty Ltd accepts no responsibility for the completeness or accuracy of any of the information contained herein, and makes no representations about its suitability for any particular purpose. Users should make their own judgements about those matters and/or seek independent advice. You assume all risks associated with use of the data provided on this page.

Race Results

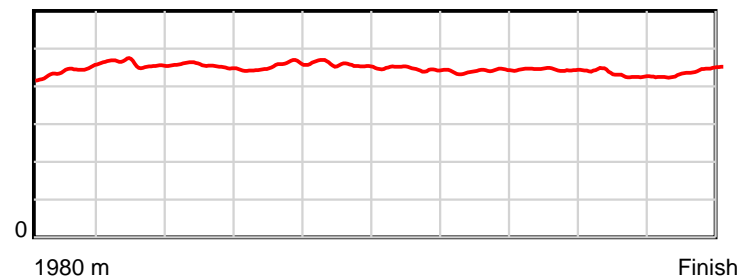
April 20, 2023, Race 4, CONTINENTAL EVENT HIRE MOBILE PACE, Distance 1980m, Addington - Survey 1980m

Result	TAB no.	Horse (Barrier)	1980 to	1800m to	1600m to	1400m to	1200m to	1000m to	800m to	600m to	400m to	200m to	Total or	Margin
6th	8	Tremendous Lov... (7)	1800m	1600m	1400m	1200m	1000m	800m	600m	400m	200m	WP	Average	
		Position in running (margin)	-	11(7.5)	11(14.6)	11(16.1)	11(12.9)	12(11.9)	11(10.9)	11(9.8)	11(11.9)	11(13.0)		11.50
		Sectional time (s)	13.20	15.98	14.95	14.41	15.26	14.62	13.84	14.40	14.14	13.92		
		Cumulative time (s)	144.72	131.52	115.54	100.59	86.18	70.92	56.30	42.46	28.06	13.92	2:24.72	
		Speed (m/s)	13.64	12.52	13.38	13.88	13.11	13.68	14.45	13.89	14.14	14.37	13.68	
		Stride length (m)	6.15	5.76	6.09	6.30	6.00	6.10	6.37	6.17	6.09	6.32	6.13	
		Stride duration (s)	0.441	0.460	0.455	0.454	0.458	0.446	0.440	0.444	0.431	0.440	0.448	
		Stride efficiency (%)	59.13	51.83	57.91	61.96	56.29	58.23	63.34	59.41	58.02	62.41	58.72	
		Stride count	29.26	34.73	32.85	31.76	33.32	32.76	31.41	32.44	32.82	31.65	323.00	

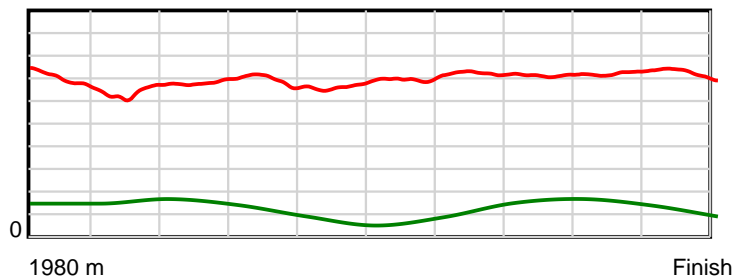
10 m Stride length



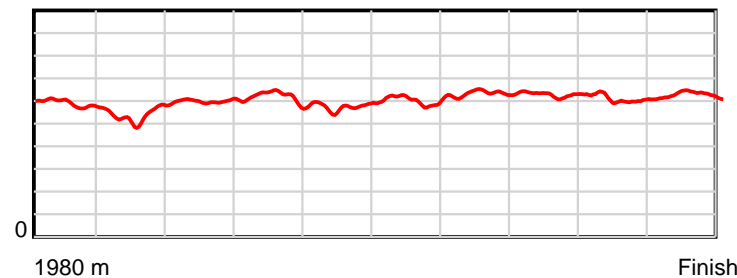
0.6 s Stride duration



20 m/sec Speed



100 % Stride efficiency



Note: Horizontal distance axis grid lines are 200m furlongs.

Disclaimer.

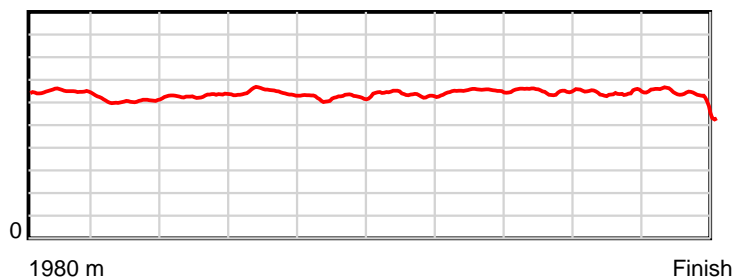
HRNZ and NZMTC and Thoroughbred Ratings Pty Ltd accepts no responsibility for the completeness or accuracy of any of the information contained herein, and makes no representations about its suitability for any particular purpose. Users should make their own judgements about those matters and/or seek independent advice. You assume all risks associated with use of the data provided on this page.

Race Results

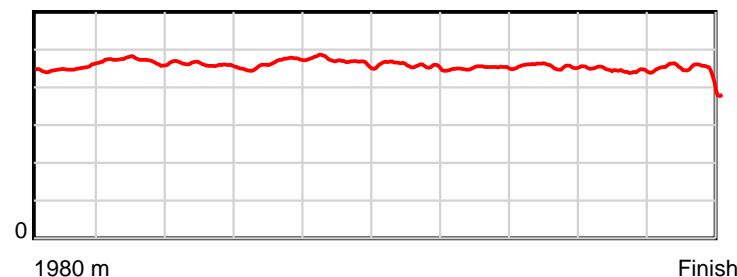
April 20, 2023, Race 4, CONTINENTAL EVENT HIRE MOBILE PACE, Distance 1980m, Addington - Survey 1980m

Result	TAB no.	Horse (Barrier)	1980 to	1800m to	1600m to	1400m to	1200m to	1000m to	800m to	600m to	400m to	200m to	Total or	Margin
7th	13	Glover (12)	1800m	1600m	1400m	1200m	1000m	800m	600m	400m	200m	WP	Average	
		Position in running (margin)	-	9(6.3)	10(12.3)	10(13.0)	10(9.9)	10(9.3)	9(8.3)	9(7.3)	9(8.4)	10(10.9)		11.50
		Sectional time (s)	12.88	15.79	14.82	14.44	15.33	14.62	13.83	14.25	14.38	14.39		
		Cumulative time (s)	144.73	131.85	116.06	101.24	86.80	71.47	56.85	43.02	28.77	14.39	2:24.73	
		Speed (m/s)	13.98	12.67	13.50	13.85	13.05	13.68	14.46	14.04	13.91	13.90	13.68	
		Stride length (m)	6.48	5.96	6.21	6.43	6.12	6.25	6.53	6.39	6.16	6.09	6.26	
		Stride duration (s)	0.449	0.471	0.460	0.464	0.469	0.457	0.451	0.455	0.443	0.438	0.457	
		Stride efficiency (%)	65.62	55.51	60.27	64.69	58.59	61.09	66.53	63.78	59.27	58.01	61.15	
		Stride count	27.78	33.56	32.21	31.08	32.66	31.99	30.65	31.30	32.47	32.82	316.52	

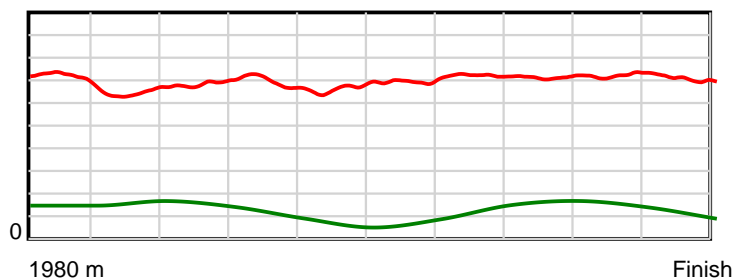
10 m Stride length



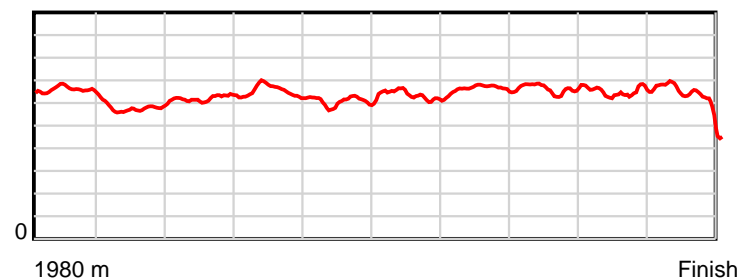
0.6 s Stride duration



20 m/sec Speed



100 % Stride efficiency



Note: Horizontal distance axis grid lines are 200m furlongs.

Disclaimer.

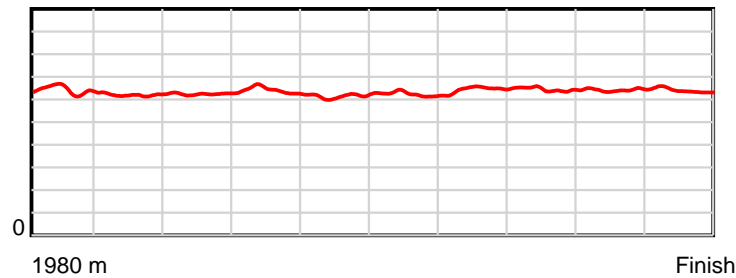
HRNZ and NZMTC and Thoroughbred Ratings Pty Ltd accepts no responsibility for the completeness or accuracy of any of the information contained herein, and makes no representations about its suitability for any particular purpose. Users should make their own judgements about those matters and/or seek independent advice. You assume all risks associated with use of the data provided on this page.

Race Results

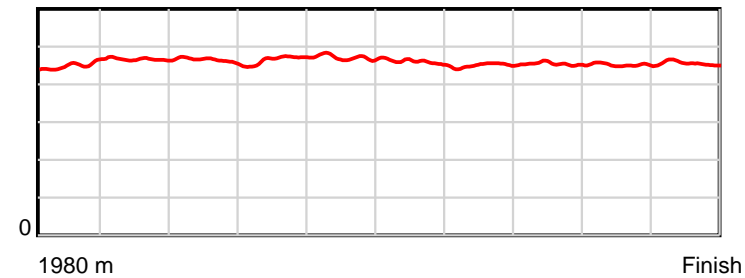
April 20, 2023, Race 4, CONTINENTAL EVENT HIRE MOBILE PACE, Distance 1980m, Addington - Survey 1980m

Result	TAB no.	Horse (Barrier)	1980 to	1800m to	1600m to	1400m to	1200m to	1000m to	800m to	600m to	400m to	200m to	Total or	Margin
8th	11	Superstar Lege... (10)	1800m	1600m	1400m	1200m	1000m	800m	600m	400m	200m	WP	Average	
		Position in running (margin)	-	10(7.0)	9(9.1)	9(10.4)	9(7.9)	9(8.2)	10(8.4)	10(8.4)	10(8.9)	9(10.4)		11.50
		Sectional time (s)	13.15	15.15	14.92	14.53	15.47	14.82	14.00	14.15	14.22	14.32		
		Cumulative time (s)	144.73	131.58	116.43	101.51	86.98	71.51	56.69	42.69	28.54	14.32	2:24.73	
		Speed (m/s)	13.69	13.20	13.40	13.76	12.93	13.50	14.29	14.13	14.06	13.97	13.68	
		Stride length (m)	6.43	6.16	6.23	6.41	6.09	6.21	6.42	6.42	6.35	6.36	6.31	
		Stride duration (s)	0.451	0.467	0.465	0.466	0.471	0.460	0.450	0.454	0.452	0.456	0.461	
		Stride efficiency (%)	64.54	59.34	60.62	64.17	58.03	60.26	64.49	64.31	63.05	63.28	62.12	
		Stride count	28.01	32.45	32.11	31.21	32.82	32.21	31.13	31.18	31.48	31.43	314.03	

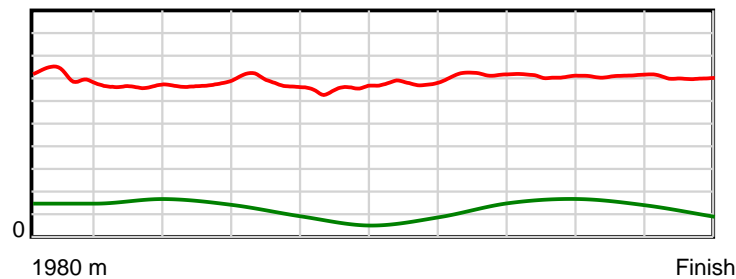
10 m Stride length



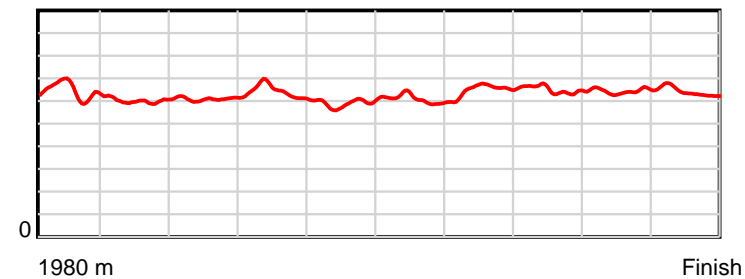
0.6 s Stride duration



20 m/sec Speed



100 % Stride efficiency



Note: Horizontal distance axis grid lines are 200m furlongs.

Disclaimer.

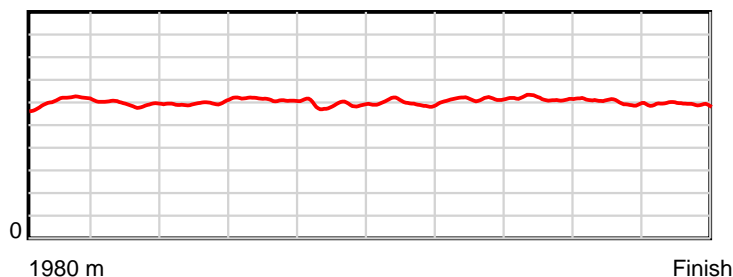
HRNZ and NZMTC and Thoroughbred Ratings Pty Ltd accepts no responsibility for the completeness or accuracy of any of the information contained herein, and makes no representations about its suitability for any particular purpose. Users should make their own judgements about those matters and/or seek independent advice. You assume all risks associated with use of the data provided on this page.

Race Results

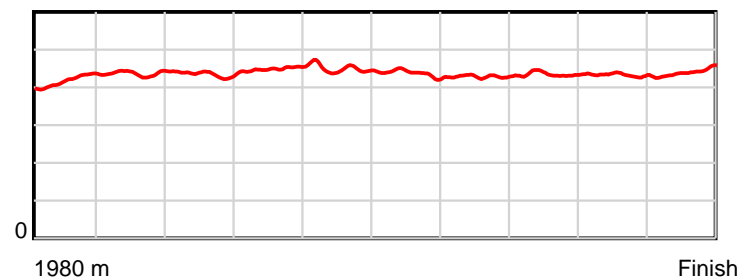
April 20, 2023, Race 4, CONTINENTAL EVENT HIRE MOBILE PACE, Distance 1980m, Addington - Survey 1980m

Result	TAB no.	Horse (Barrier)	1980 to	1800m to	1600m to	1400m to	1200m to	1000m to	800m to	600m to	400m to	200m to	Total or	Margin
9th	1	Franco Cornel (1)	1800m	1600m	1400m	1200m	1000m	800m	600m	400m	200m	WP	Average	
		Position in running (margin)	-	5(4.5)	4(4.9)	4(4.9)	4(3.8)	5(3.8)	5(4.3)	6(4.3)	5(5.0)	5(7.7)		12.40
		Sectional time (s)	12.79	14.86	14.70	14.76	15.43	14.87	14.01	14.18	14.41	14.88		
		Cumulative time (s)	144.89	132.10	117.24	102.54	87.78	72.35	57.48	43.47	29.29	14.88	2:24.89	
		Speed (m/s)	14.08	13.46	13.61	13.55	12.96	13.45	14.28	14.10	13.88	13.44	13.67	
		Stride length (m)	6.06	5.88	5.92	6.08	5.83	5.88	6.11	6.13	6.00	5.92	5.98	
		Stride duration (s)	0.419	0.437	0.435	0.449	0.450	0.437	0.428	0.434	0.433	0.441	0.437	
		Stride efficiency (%)	57.33	53.95	54.76	57.80	53.06	54.06	58.37	58.69	56.30	54.78	55.85	
		Stride count	29.72	34.04	33.78	32.88	34.32	34.00	32.72	32.64	33.32	33.78	331.20	

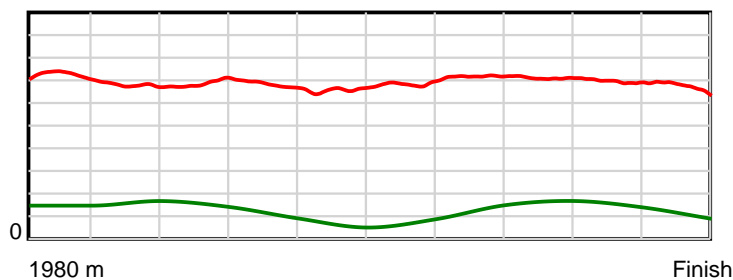
10 m Stride length



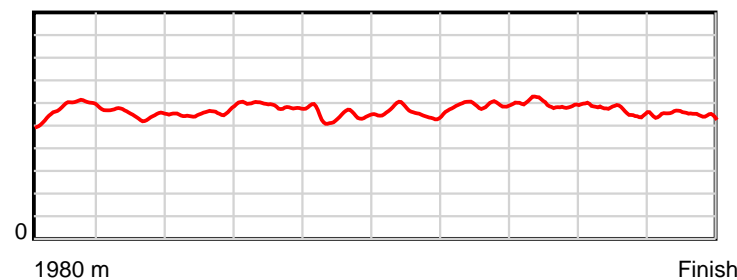
0.6 s Stride duration



20 m/sec Speed



100 % Stride efficiency



Note: Horizontal distance axis grid lines are 200m furlongs.

Disclaimer.

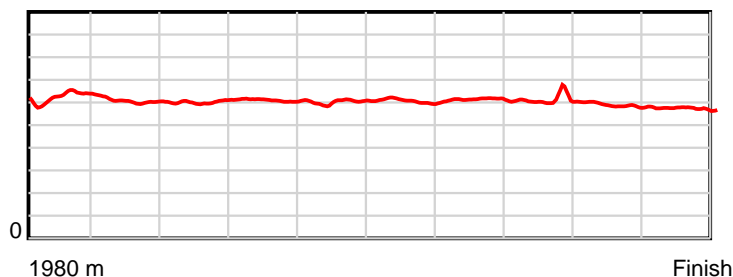
HRNZ and NZMTC and Thoroughbred Ratings Pty Ltd accepts no responsibility for the completeness or accuracy of any of the information contained herein, and makes no representations about its suitability for any particular purpose. Users should make their own judgements about those matters and/or seek independent advice. You assume all risks associated with use of the data provided on this page.

Race Results

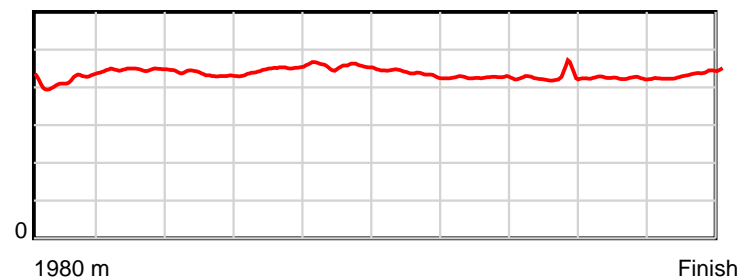
April 20, 2023, Race 4, CONTINENTAL EVENT HIRE MOBILE PACE, Distance 1980m, Addington - Survey 1980m

Result	TAB no.	Horse (Barrier)	1980 to	1800m to	1600m to	1400m to	1200m to	1000m to	800m to	600m to	400m to	200m to	Total or	Margin
10th	6	Darby O'Gill (5)	1800m	1600m	1400m	1200m	1000m	800m	600m	400m	200m	WP	Average	
		Position in running (margin)	-	2(1.4)	3(3.1)	3(3.1)	3(2.1)	3(1.9)	2(1.1)	2(0.8)	3(2.1)	3(6.0)		12.50
		Sectional time (s)	12.20	15.07	14.71	14.77	15.39	14.66	13.94	14.28	14.62	15.27		
		Cumulative time (s)	144.91	132.71	117.64	102.93	88.16	72.77	58.11	44.17	29.89	15.27	2:24.91	
		Speed (m/s)	14.76	13.27	13.60	13.54	13.00	13.64	14.35	14.01	13.68	13.10	13.66	
		Stride length (m)	6.21	5.93	5.92	6.07	5.92	5.95	6.11	5.98	5.81	5.71	5.96	
		Stride duration (s)	0.417	0.447	0.435	0.448	0.456	0.436	0.426	0.427	0.425	0.436	0.436	
		Stride efficiency (%)	60.21	55.00	54.77	57.49	54.86	55.38	58.30	55.82	52.81	50.90	55.43	
		Stride count	29.00	33.71	33.78	32.97	33.76	33.60	32.74	33.46	34.40	35.04	332.46	

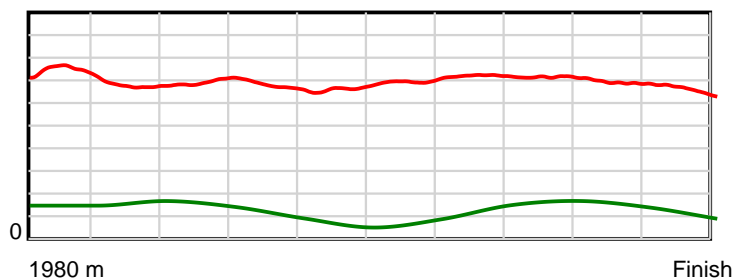
10 m Stride length



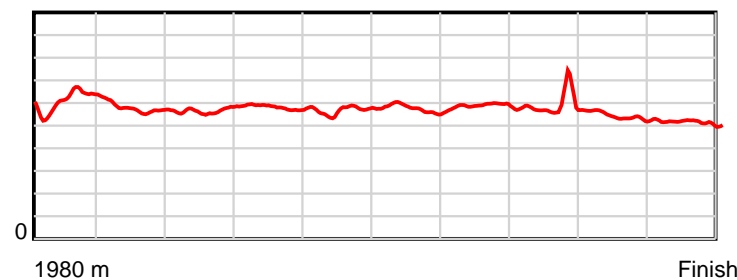
0.6 s Stride duration



20 m/sec Speed



100 % Stride efficiency



Note: Horizontal distance axis grid lines are 200m furlongs.

Disclaimer.

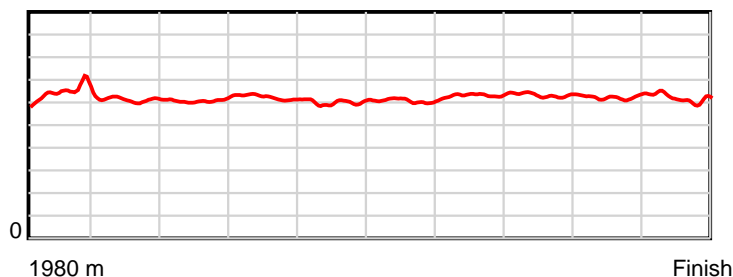
HRNZ and NZMTC and Thoroughbred Ratings Pty Ltd accepts no responsibility for the completeness or accuracy of any of the information contained herein, and makes no representations about its suitability for any particular purpose. Users should make their own judgements about those matters and/or seek independent advice. You assume all risks associated with use of the data provided on this page.

Race Results

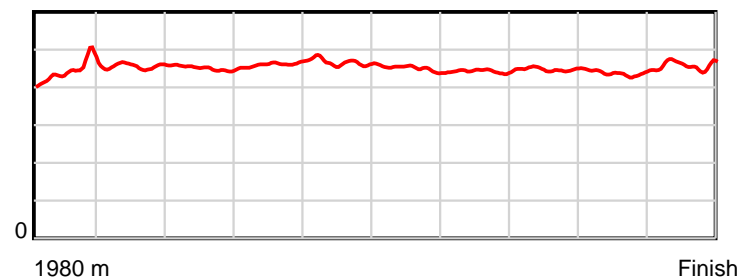
April 20, 2023, Race 4, CONTINENTAL EVENT HIRE MOBILE PACE, Distance 1980m, Addington - Survey 1980m

Result	TAB no.	Horse (Barrier)	1980 to	1800m to	1600m to	1400m to	1200m to	1000m to	800m to	600m to	400m to	200m to	Total or	Margin
11th	10	He's Tough (9)	1800m	1600m	1400m	1200m	1000m	800m	600m	400m	200m	WP	Average	
		Position in running (margin)	-	8(6.2)	6(6.8)	6(6.9)	6(5.8)	7(6.2)	7(6.0)	7(6.0)	7(6.9)	6(8.1)		12.80
		Sectional time (s)	13.07	14.90	14.71	14.76	15.50	14.76	14.00	14.21	14.18	14.88		
		Cumulative time (s)	144.97	131.90	117.00	102.29	87.53	72.03	57.27	43.27	29.06	14.88	2:24.97	
		Speed (m/s)	13.78	13.42	13.60	13.55	12.90	13.55	14.29	14.07	14.10	13.44	13.66	
		Stride length (m)	6.43	6.11	6.12	6.24	6.02	6.09	6.32	6.30	6.18	6.16	6.19	
		Stride duration (s)	0.444	0.455	0.451	0.461	0.466	0.450	0.443	0.448	0.438	0.458	0.453	
		Stride efficiency (%)	64.59	58.36	58.61	60.92	56.63	58.01	62.51	62.02	59.63	59.32	59.95	
		Stride count	28.00	32.73	32.66	32.03	33.22	32.82	31.62	31.75	32.38	32.46	319.67	

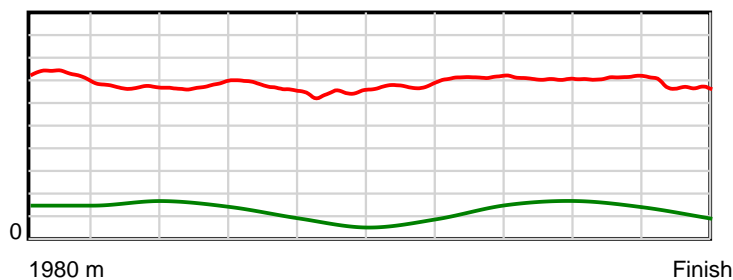
10 m Stride length



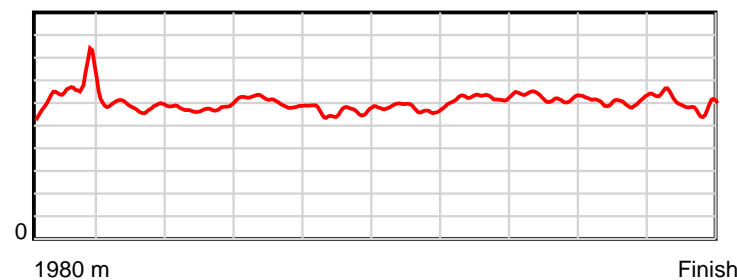
0.6 s Stride duration



20 m/sec Speed



100 % Stride efficiency



Note: Horizontal distance axis grid lines are 200m furlongs.

Disclaimer.

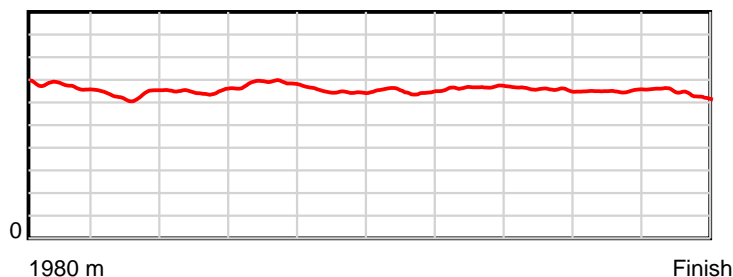
HRNZ and NZMTC and Thoroughbred Ratings Pty Ltd accepts no responsibility for the completeness or accuracy of any of the information contained herein, and makes no representations about its suitability for any particular purpose. Users should make their own judgements about those matters and/or seek independent advice. You assume all risks associated with use of the data provided on this page.

Race Results

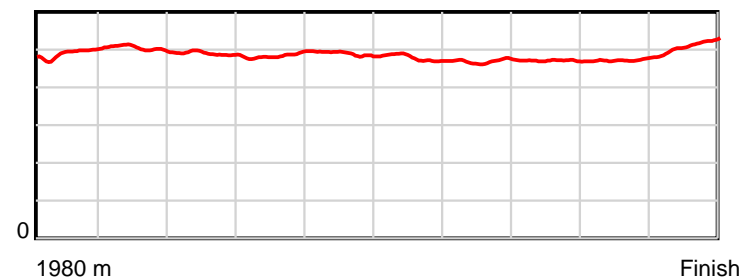
April 20, 2023, Race 4, CONTINENTAL EVENT HIRE MOBILE PACE, Distance 1980m, Addington - Survey 1980m

Result	TAB no.	Horse (Barrier)	1980 to	1800m to	1600m to	1400m to	1200m to	1000m to	800m to	600m to	400m to	200m to	Total or	Margin
12th	9	The Conqueror (8)	1800m	1600m	1400m	1200m	1000m	800m	600m	400m	200m	WP	Average	
		Position in running (margin)	-	12(7.9)	12(17.8)	12(18.7)	12(14.0)	11(11.2)	12(11.3)	12(10.5)	12(12.5)	12(14.7)		24.60
		Sectional time (s)	13.16	16.45	14.86	14.15	14.95	14.82	13.87	14.40	14.33	16.21		
		Cumulative time (s)	147.20	134.04	117.59	102.73	88.58	73.63	58.81	44.94	30.54	16.21	2:27.20	
		Speed (m/s)	13.68	12.16	13.46	14.13	13.38	13.50	14.42	13.89	13.96	12.34	13.45	
		Stride length (m)	6.73	6.12	6.59	6.84	6.54	6.45	6.77	6.54	6.59	6.33	6.54	
		Stride duration (s)	0.491	0.504	0.489	0.484	0.489	0.478	0.469	0.471	0.473	0.513	0.486	
		Stride efficiency (%)	70.83	58.62	67.82	73.20	66.77	65.00	71.58	66.80	67.94	62.61	66.88	
		Stride count	26.74	32.65	30.36	29.22	30.60	31.01	29.55	30.59	30.33	31.60	302.65	

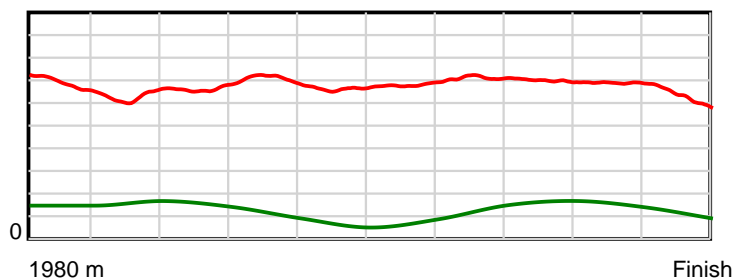
10 m Stride length



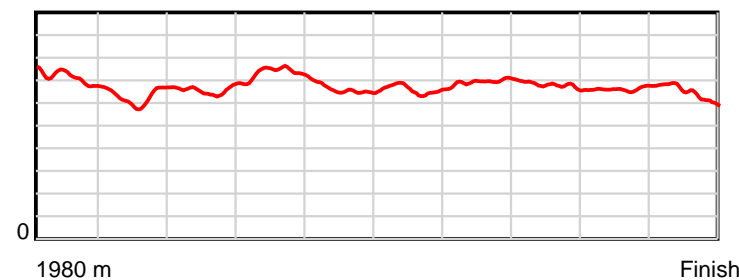
0.6 s Stride duration



20 m/sec Speed



100 % Stride efficiency



Note: Horizontal distance axis grid lines are 200m furlongs.

Disclaimer.

HRNZ and NZMTC and Thoroughbred Ratings Pty Ltd accepts no responsibility for the completeness or accuracy of any of the information contained herein, and makes no representations about its suitability for any particular purpose. Users should make their own judgements about those matters and/or seek independent advice. You assume all risks associated with use of the data provided on this page.



Race Results



April 20, 2023, Race 5, STALLIONS AUSTRALASIA SIRE'S STAKES AGED CLASSIC (HCP TROT), Distance 2600m, Addington - Survey 3200m

Result	TAB no.	Horse (Barrier)	2600 to	2400m to
1st	5	Paramount Empr... (6)	2400m	2200m
		Position in running (margin)	-	3(3.2)
		Sectional time (s)	17.26	14.56
		Cumulative time (s)	199.64	182.38
		Speed (m/s)	11.59	13.74
		Stride length (m)	6.22	6.52
		Stride duration (s)	0.467	0.475
		Stride efficiency (%)	60.55	66.41
		Stride count	32.13	30.68

Disclaimer.

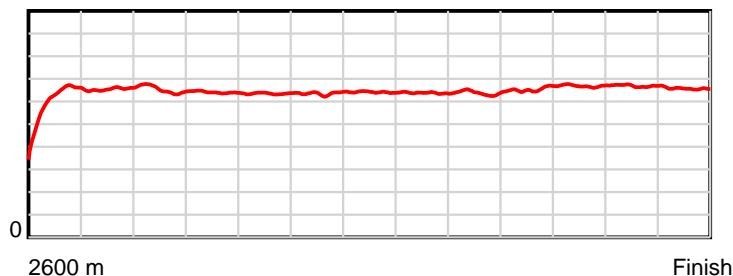
HRNZ and NZMTC and Thoroughbred Ratings Pty Ltd accepts no responsibility for the completeness or accuracy of any of the information contained herein, and makes no representations about its suitability for any particular purpose. Users should make their own judgements about those matters and/or seek independent advice. You assume all risks associated with use of the data provided on this page.

Race Results

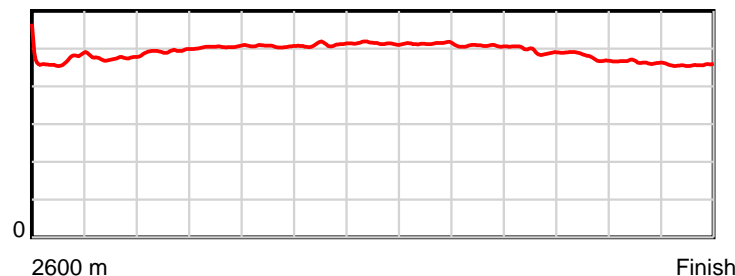
April 20, 2023, Race 5, STALLIONS AUSTRALASIA SIRE'S STAKES AGED CLASSIC (HCP TROT), Distance 2600m, Addington - Survey 3200m

Result	TAB no.	Horse (Barrier)	2200m to	2000m to	1800m to	1600m to	1400m to	1200m to	1000m to	800m to	600m to	400m to	200m to	Total or	Margin
1st	5	Paramount Empr... (6)	2000m	1800m	1600m	1400m	1200m	1000m	800m	600m	400m	200m	WP	Average	
		Position in running (margin)	2(0.0)	1(0.0)	1(0.0)	1(0.0)	1(0.0)	1(0.0)	1(0.0)	1(0.0)	1(0.0)	1(0.0)	1(0.0)		0.00
		Sectional time (s)	15.31	15.70	16.03	15.92	15.92	15.90	15.85	15.10	14.43	13.80	13.86		
		Cumulative time (s)	167.82	152.51	136.81	120.78	104.86	88.94	73.04	57.19	42.09	27.66	13.86	3:19.64	
		Speed (m/s)	13.06	12.74	12.48	12.56	12.56	12.58	12.62	13.25	13.86	14.49	14.43	13.02	
		Stride length (m)	6.45	6.43	6.32	6.41	6.46	6.46	6.40	6.55	6.64	6.72	6.59	6.47	
		Stride duration (s)	0.494	0.505	0.506	0.510	0.514	0.514	0.507	0.494	0.479	0.464	0.457	0.497	
		Stride efficiency (%)	65.02	64.61	62.39	64.25	65.16	65.24	63.93	67.03	68.84	70.66	67.88	65.46	
		Stride count	31.01	31.10	31.65	31.19	30.97	30.95	31.27	30.54	30.13	29.74	30.34	401.70	

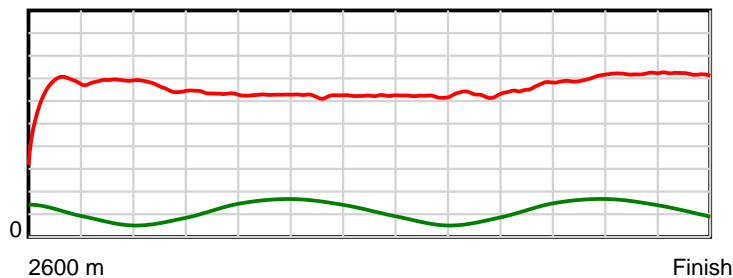
10 m Stride length



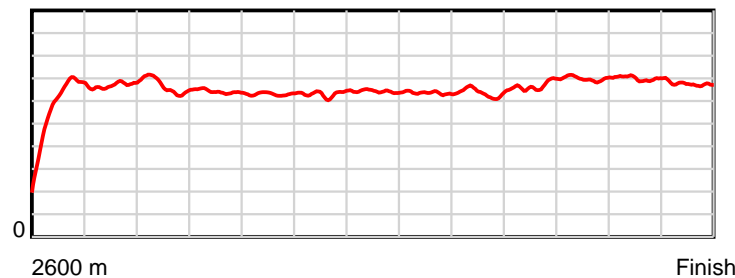
0.6 s Stride duration



20 m/sec Speed



100 % Stride efficiency



Note: Horizontal distance axis grid lines are 200m furlongs.

Disclaimer.

HRNZ and NZMTC and Thoroughbred Ratings Pty Ltd accepts no responsibility for the completeness or accuracy of any of the information contained herein, and makes no representations about its suitability for any particular purpose. Users should make their own judgements about those matters and/or seek independent advice. You assume all risks associated with use of the data provided on this page.



Race Results



April 20, 2023, Race 5, STALLIONS AUSTRALASIA SIRE'S STAKES AGED CLASSIC (HCP TROT), Distance 2600m, Addington - Survey 3200m

Result	TAB no.	Horse (Barrier)	2600 to	2400m to
2nd	2	Cody Banner (4)	2400m	2200m
		Position in running (margin)	-	1(0.0)
		Sectional time (s)	16.61	15.09
		Cumulative time (s)	199.82	183.21
		Speed (m/s)	12.04	13.25
		Stride length (m)	5.08	5.68
		Stride duration (s)	0.425	0.429
		Stride efficiency (%)	40.36	50.45
		Stride count	39.35	35.20

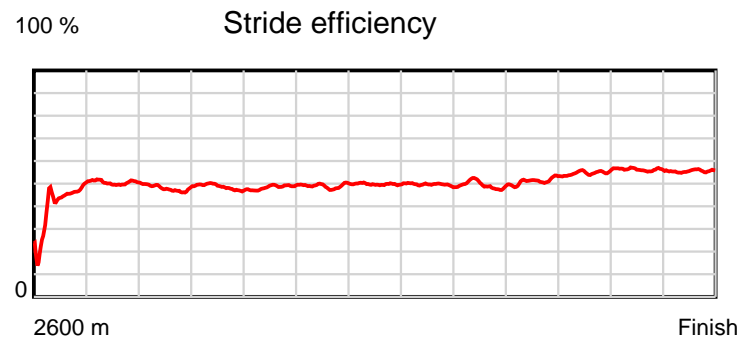
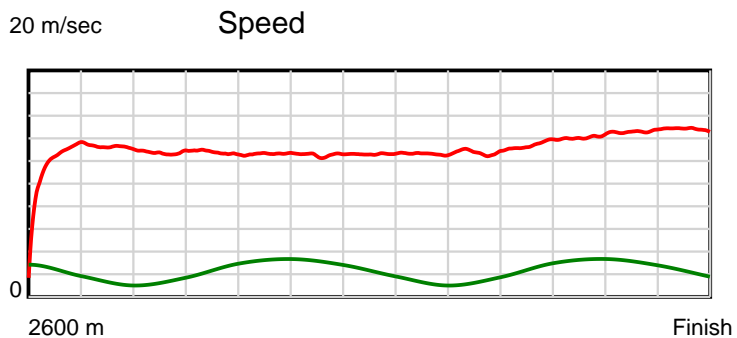
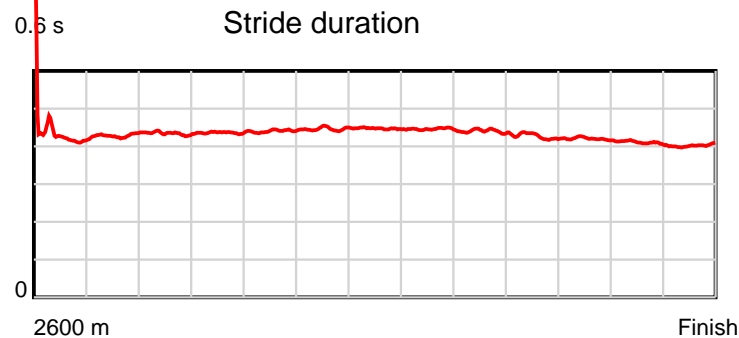
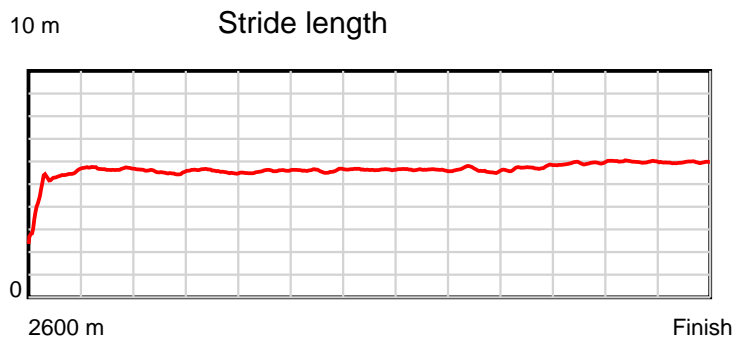
Disclaimer.

HRNZ and NZMTC and Thoroughbred Ratings Pty Ltd accepts no responsibility for the completeness or accuracy of any of the information contained herein, and makes no representations about its suitability for any particular purpose. Users should make their own judgements about those matters and/or seek independent advice. You assume all risks associated with use of the data provided on this page.

Race Results

April 20, 2023, Race 5, STALLIONS AUSTRALASIA SIRE'S STAKES AGED CLASSIC (HCP TROT), Distance 2600m, Addington - Survey 3200m

Result	TAB no.	Horse (Barrier)	2200m to	2000m to	1800m to	1600m to	1400m to	1200m to	1000m to	800m to	600m to	400m to	200m to	Total or	Margin
2nd	2	Cody Banner (4)	2000m	1800m	1600m	1400m	1200m	1000m	800m	600m	400m	200m	WP	Average	
		Position in running (margin)	1(0.0)	2(2.7)	2(2.3)	2(1.5)	2(2.0)	2(2.0)	2(2.1)	3(2.7)	3(2.3)	3(2.2)	3(2.1)		0.90
		Sectional time (s)	15.77	15.63	15.90	16.00	15.90	15.91	15.95	15.04	14.40	13.79	13.83		
		Cumulative time (s)	168.12	152.35	136.72	120.82	104.82	88.92	73.01	57.06	42.02	27.62	13.83	3:19.82	
		Speed (m/s)	12.68	12.80	12.58	12.50	12.58	12.57	12.54	13.30	13.89	14.50	14.46	13.01	
		Stride length (m)	5.51	5.58	5.54	5.58	5.62	5.60	5.52	5.67	5.83	5.95	5.82	5.61	
		Stride duration (s)	0.434	0.436	0.440	0.446	0.447	0.446	0.440	0.426	0.420	0.410	0.402	0.431	
		Stride efficiency (%)	47.38	48.67	47.93	48.64	49.42	49.04	47.68	50.23	53.16	55.35	52.93	49.14	
		Stride count	36.32	35.84	36.11	35.85	35.56	35.70	36.21	35.27	34.29	33.61	34.36	463.67	



Note: Horizontal distance axis grid lines are 200m furlongs.

Disclaimer.

HRNZ and NZMTC and Thoroughbred Ratings Pty Ltd accepts no responsibility for the completeness or accuracy of any of the information contained herein, and makes no representations about its suitability for any particular purpose. Users should make their own judgements about those matters and/or seek independent advice. You assume all risks associated with use of the data provided on this page.



Race Results



April 20, 2023, Race 5, STALLIONS AUSTRALASIA SIRE'S STAKES AGED CLASSIC (HCP TROT), Distance 2600m, Addington - Survey 3200m

Result	TAB no.	Horse (Barrier)	2600 to	2400m to
3rd	10	Time Up The Hi... (8)	2400m	2200m
		Position in running (margin)	-	8(13.8)
		Sectional time (s)	18.91	15.39
		Cumulative time (s)	199.87	180.96
		Speed (m/s)	10.58	13.00
		Stride length (m)	5.91	6.16
		Stride duration (s)	0.466	0.474
		Stride efficiency (%)	54.57	59.27
		Stride count	33.84	32.47

Disclaimer.

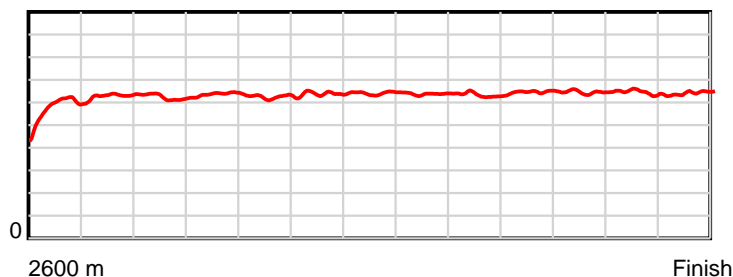
HRNZ and NZMTC and Thoroughbred Ratings Pty Ltd accepts no responsibility for the completeness or accuracy of any of the information contained herein, and makes no representations about its suitability for any particular purpose. Users should make their own judgements about those matters and/or seek independent advice. You assume all risks associated with use of the data provided on this page.

Race Results

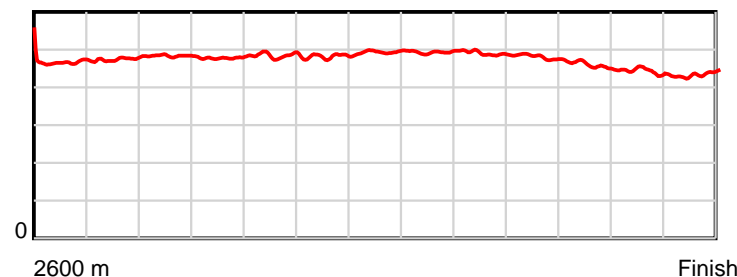
April 20, 2023, Race 5, STALLIONS AUSTRALASIA SIRE'S STAKES AGED CLASSIC (HCP TROT), Distance 2600m, Addington - Survey 3200m

Result	TAB no.	Horse (Barrier)	2200m to	2000m to	1800m to	1600m to	1400m to	1200m to	1000m to	800m to	600m to	400m to	200m to	Total or	Margin
3rd	10	Time Up The Hi... (8)	2000m	1800m	1600m	1400m	1200m	1000m	800m	600m	400m	200m	WP	Average	
		Position in running (margin)	7(15.6)	7(18.2)	7(14.1)	7(12.7)	7(9.2)	5(6.1)	5(4.7)	4(4.3)	4(2.8)	4(3.0)	4(3.4)		1.20
		Sectional time (s)	15.74	15.03	15.80	15.32	15.40	15.66	15.79	14.85	14.45	13.88	13.65		
		Cumulative time (s)	165.57	149.83	134.80	119.00	103.68	88.28	72.62	56.83	41.98	27.53	13.65	3:19.87	
		Speed (m/s)	12.71	13.31	12.66	13.05	12.99	12.77	12.67	13.47	13.84	14.41	14.65	13.01	
		Stride length (m)	6.14	6.36	6.14	6.29	6.42	6.30	6.20	6.47	6.34	6.36	6.37	6.26	
		Stride duration (s)	0.483	0.478	0.485	0.482	0.494	0.493	0.490	0.480	0.458	0.442	0.435	0.481	
		Stride efficiency (%)	58.96	63.21	58.89	61.82	64.33	61.93	60.11	65.33	62.73	63.29	63.40	61.27	
		Stride count	32.56	31.45	32.58	31.80	31.17	31.77	32.25	30.93	31.57	31.43	31.40	415.22	

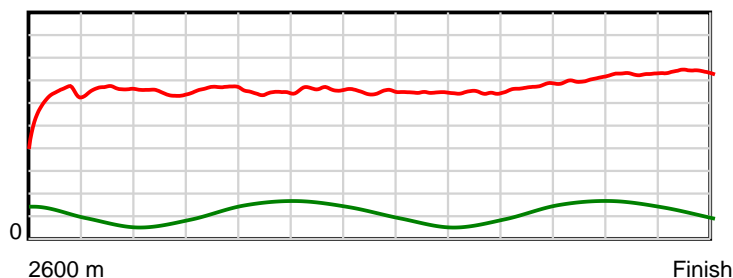
10 m Stride length



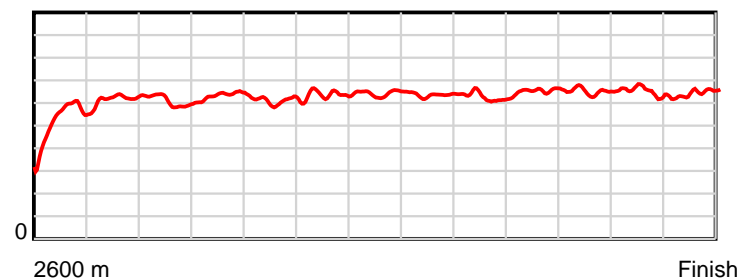
0.6 s Stride duration



20 m/sec Speed



100 % Stride efficiency



Note: Horizontal distance axis grid lines are 200m furlongs.

Disclaimer.

HRNZ and NZMTC and Thoroughbred Ratings Pty Ltd accepts no responsibility for the completeness or accuracy of any of the information contained herein, and makes no representations about its suitability for any particular purpose. Users should make their own judgements about those matters and/or seek independent advice. You assume all risks associated with use of the data provided on this page.



Race Results



April 20, 2023, Race 5, STALLIONS AUSTRALASIA SIRE'S STAKES AGED CLASSIC (HCP TROT), Distance 2600m, Addington - Survey 3200m

Result	TAB no.	Horse (Barrier)	2600 to	2400m to
4th	1	Tu Tangata (3)	2400m	2200m
		Position in running (margin)	-	5(7.1)
		Sectional time (s)	17.89	15.84
		Cumulative time (s)	200.29	182.40
		Speed (m/s)	11.18	12.63
		Stride length (m)	5.05	5.61
		Stride duration (s)	0.447	0.444
		Stride efficiency (%)	39.84	49.13
		Stride count	39.61	35.67

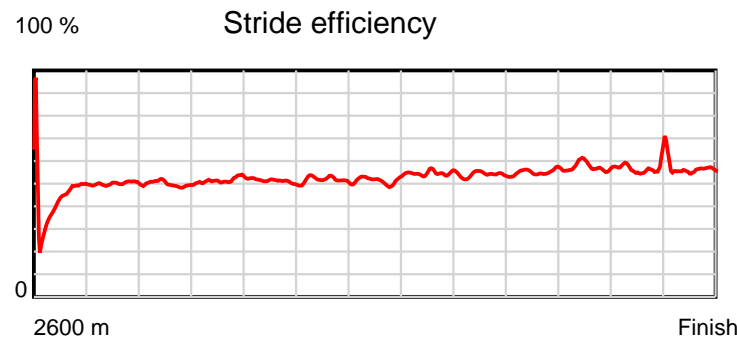
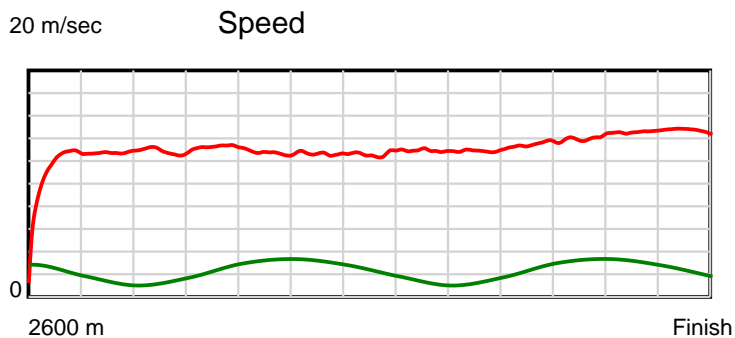
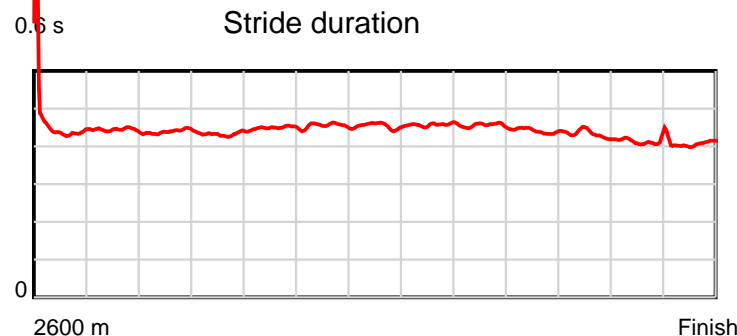
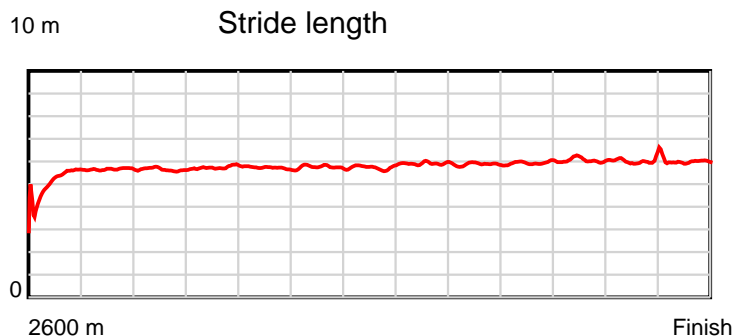
Disclaimer.

HRNZ and NZMTC and Thoroughbred Ratings Pty Ltd accepts no responsibility for the completeness or accuracy of any of the information contained herein, and makes no representations about its suitability for any particular purpose. Users should make their own judgements about those matters and/or seek independent advice. You assume all risks associated with use of the data provided on this page.

Race Results

April 20, 2023, Race 5, STALLIONS AUSTRALASIA SIRE'S STAKES AGED CLASSIC (HCP TROT), Distance 2600m, Addington - Survey 3200m

Result	TAB no.	Horse (Barrier)	2200m to	2000m to	1800m to	1600m to	1400m to	1200m to	1000m to	800m to	600m to	400m to	200m to	Total or	Margin
4th	1	Tu Tangata (3)	2000m	1800m	1600m	1400m	1200m	1000m	800m	600m	400m	200m	WP	Average	
		Position in running (margin)	5(11.6)	5(14.0)	5(10.2)	5(8.7)	6(8.7)	7(7.9)	7(6.6)	6(6.2)	6(4.6)	6(4.8)	6(5.4)		3.40
		Sectional time (s)	15.71	15.07	15.79	15.91	15.78	15.68	15.78	14.84	14.45	13.91	13.64		
		Cumulative time (s)	166.56	150.85	135.78	119.99	104.08	88.30	72.62	56.84	42.00	27.55	13.64	3:20.29	
		Speed (m/s)	12.73	13.27	12.67	12.57	12.67	12.76	12.67	13.48	13.84	14.38	14.66	12.98	
		Stride length (m)	5.59	5.74	5.69	5.71	5.76	5.84	5.77	5.94	5.97	5.93	5.98	5.73	
		Stride duration (s)	0.439	0.432	0.449	0.454	0.455	0.458	0.455	0.441	0.431	0.413	0.407	0.441	
		Stride efficiency (%)	48.85	51.41	50.64	50.98	51.88	53.25	51.98	55.17	55.69	54.96	55.80	51.24	
		Stride count	35.77	34.87	35.13	35.01	34.71	34.26	34.68	33.66	33.50	33.72	33.47	454.06	



Note: Horizontal distance axis grid lines are 200m furlongs.

Disclaimer.

HRNZ and NZMTC and Thoroughbred Ratings Pty Ltd accepts no responsibility for the completeness or accuracy of any of the information contained herein, and makes no representations about its suitability for any particular purpose. Users should make their own judgements about those matters and/or seek independent advice. You assume all risks associated with use of the data provided on this page.



Race Results



April 20, 2023, Race 5, STALLIONS AUSTRALASIA SIRE'S STAKES AGED CLASSIC (HCP TROT), Distance 2600m, Addington - Survey 3200m

Result	TAB no.	Horse (Barrier)	2600 to	2400m to
5th	9	Majestic Lavro... (7)	2400m	2200m
		Position in running (margin)	-	6(12.4)
		Sectional time (s)	18.72	15.28
		Cumulative time (s)	200.36	181.64
		Speed (m/s)	10.68	13.09
		Stride length (m)	5.75	5.85
		Stride duration (s)	0.449	0.447
		Stride efficiency (%)	51.75	53.46
		Stride count	34.76	34.19

Disclaimer.

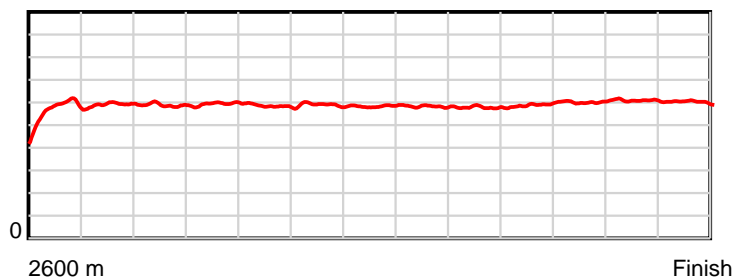
HRNZ and NZMTC and Thoroughbred Ratings Pty Ltd accepts no responsibility for the completeness or accuracy of any of the information contained herein, and makes no representations about its suitability for any particular purpose. Users should make their own judgements about those matters and/or seek independent advice. You assume all risks associated with use of the data provided on this page.

Race Results

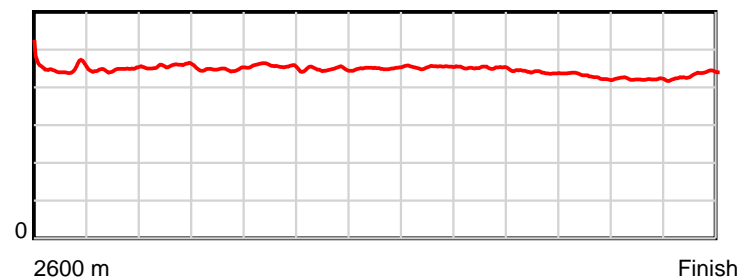
April 20, 2023, Race 5, STALLIONS AUSTRALASIA SIRE'S STAKES AGED CLASSIC (HCP TROT), Distance 2600m, Addington - Survey 3200m

Result	TAB no.	Horse (Barrier)	2200m to	2000m to	1800m to	1600m to	1400m to	1200m to	1000m to	800m to	600m to	400m to	200m to	Total or	Margin
5th	9	Majestic Lavro... (7)	2000m	1800m	1600m	1400m	1200m	1000m	800m	600m	400m	200m	WP	Average	
		Position in running (margin)	6(13.6)	6(15.5)	6(11.7)	6(11.0)	5(7.4)	4(4.3)	3(2.6)	2(2.1)	2(0.6)	2(1.1)	2(1.8)		3.80
		Sectional time (s)	15.64	15.07	15.91	15.33	15.40	15.62	15.76	14.86	14.51	13.90	14.36		
		Cumulative time (s)	166.36	150.72	135.65	119.74	104.41	89.01	73.39	57.63	42.77	28.26	14.36	3:20.36	
		Speed (m/s)	12.79	13.27	12.57	13.05	12.99	12.80	12.69	13.46	13.78	14.39	13.93	12.98	
		Stride length (m)	5.84	5.94	5.74	5.85	5.86	5.81	5.73	5.92	5.90	6.06	6.06	5.87	
		Stride duration (s)	0.457	0.447	0.456	0.448	0.451	0.454	0.451	0.440	0.428	0.421	0.435	0.452	
		Stride efficiency (%)	53.29	55.05	51.41	53.45	53.68	52.83	51.25	54.78	54.47	57.41	57.33	53.81	
		Stride count	34.25	33.70	34.87	34.20	34.12	34.40	34.92	33.78	33.88	33.00	33.02	443.09	

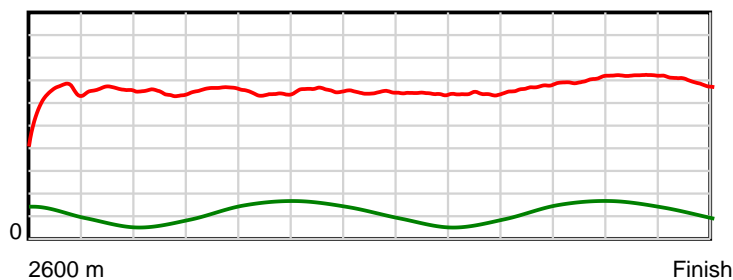
10 m Stride length



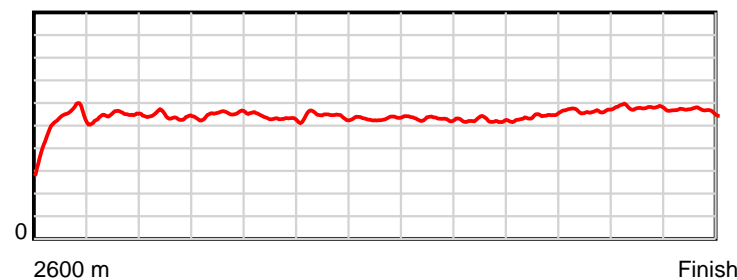
0.6 s Stride duration



20 m/sec Speed



100 % Stride efficiency



Note: Horizontal distance axis grid lines are 200m furlongs.

Disclaimer.

HRNZ and NZMTC and Thoroughbred Ratings Pty Ltd accepts no responsibility for the completeness or accuracy of any of the information contained herein, and makes no representations about its suitability for any particular purpose. Users should make their own judgements about those matters and/or seek independent advice. You assume all risks associated with use of the data provided on this page.



Race Results



April 20, 2023, Race 5, STALLIONS AUSTRALASIA SIRE'S STAKES AGED CLASSIC (HCP TROT), Distance 2600m, Addington - Survey 3200m

Result	TAB no.	Horse (Barrier)	2600 to	2400m to
6th	3	Roydon Muscle (1)	2400m	2200m
		Position in running (margin)	-	2(1.8)
		Sectional time (s)	16.96	15.10
		Cumulative time (s)	200.39	183.43
		Speed (m/s)	11.79	13.25
		Stride length (m)	5.98	6.35
		Stride duration (s)	0.457	0.480
		Stride efficiency (%)	55.93	63.04
		Stride count	33.43	31.49

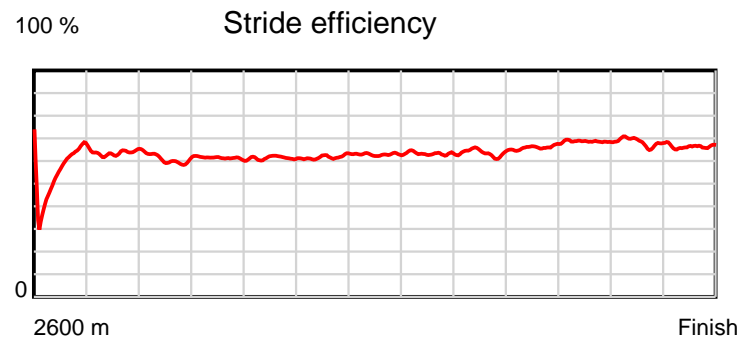
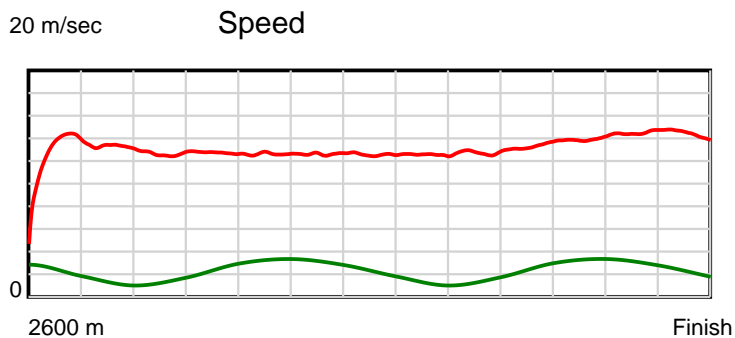
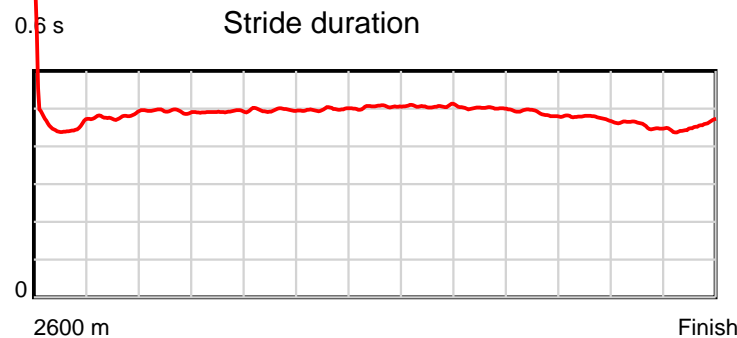
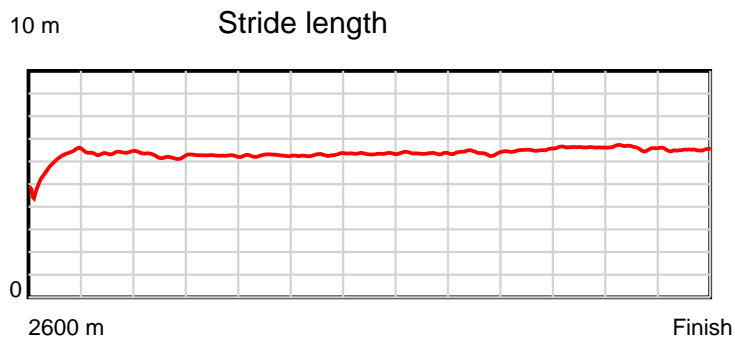
Disclaimer.

HRNZ and NZMTC and Thoroughbred Ratings Pty Ltd accepts no responsibility for the completeness or accuracy of any of the information contained herein, and makes no representations about its suitability for any particular purpose. Users should make their own judgements about those matters and/or seek independent advice. You assume all risks associated with use of the data provided on this page.

Race Results

April 20, 2023, Race 5, STALLIONS AUSTRALASIA SIRE'S STAKES AGED CLASSIC (HCP TROT), Distance 2600m, Addington - Survey 3200m

Result	TAB no.	Horse (Barrier)	2200m to	2000m to	1800m to	1600m to	1400m to	1200m to	1000m to	800m to	600m to	400m to	200m to	Total or	Margin
6th	3	Roydon Muscle (1)	2000m	1800m	1600m	1400m	1200m	1000m	800m	600m	400m	200m	WP	Average	
		Position in running (margin)	3(1.9)	3(5.2)	3(5.2)	3(4.3)	3(4.0)	3(3.9)	4(4.3)	5(4.5)	5(4.2)	5(4.6)	5(4.2)		4.00
		Sectional time (s)	15.86	15.70	15.89	15.85	15.91	15.96	15.88	15.06	14.49	13.73	14.00		
		Cumulative time (s)	168.33	152.47	136.77	120.88	105.03	89.12	73.16	57.28	42.22	27.73	14.00	3:20.39	
		Speed (m/s)	12.61	12.74	12.59	12.62	12.57	12.53	12.59	13.28	13.80	14.57	14.29	12.97	
		Stride length (m)	6.22	6.26	6.25	6.28	6.34	6.35	6.31	6.49	6.58	6.64	6.47	6.34	
		Stride duration (s)	0.493	0.492	0.497	0.498	0.505	0.507	0.501	0.488	0.476	0.456	0.453	0.489	
		Stride efficiency (%)	60.45	61.24	61.11	61.66	62.86	62.93	62.23	65.77	67.61	68.91	65.36	62.88	
		Stride count	32.16	31.95	31.98	31.84	31.53	31.52	31.69	30.83	30.41	30.12	30.93	409.88	



Note: Horizontal distance axis grid lines are 200m furlongs.

Disclaimer.

HRNZ and NZMTC and Thoroughbred Ratings Pty Ltd accepts no responsibility for the completeness or accuracy of any of the information contained herein, and makes no representations about its suitability for any particular purpose. Users should make their own judgements about those matters and/or seek independent advice. You assume all risks associated with use of the data provided on this page.



Race Results



April 20, 2023, Race 5, STALLIONS AUSTRALASIA SIRE'S STAKES AGED CLASSIC (HCP TROT), Distance 2600m, Addington - Survey 3200m

Result	TAB no.	Horse (Barrier)	2600 to	2400m to
7th	6	Sioux Princess (0)	2400m	2200m
		Position in running (margin)	-	4(5.2)
		Sectional time (s)	17.47	15.11
		Cumulative time (s)	201.03	183.56
		Speed (m/s)	11.45	13.24
		Stride length (m)	5.52	5.85
		Stride duration (s)	0.426	0.442
		Stride efficiency (%)	47.69	53.53
		Stride count	36.20	34.17

Disclaimer.

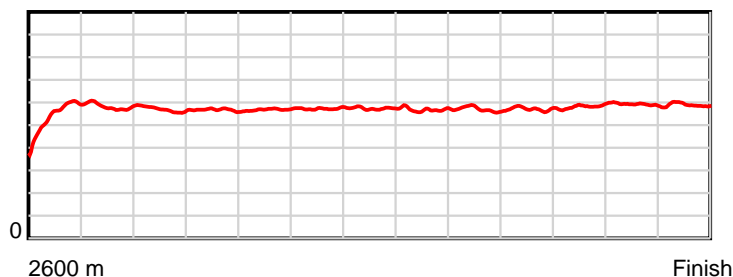
HRNZ and NZMTC and Thoroughbred Ratings Pty Ltd accepts no responsibility for the completeness or accuracy of any of the information contained herein, and makes no representations about its suitability for any particular purpose. Users should make their own judgements about those matters and/or seek independent advice. You assume all risks associated with use of the data provided on this page.

Race Results

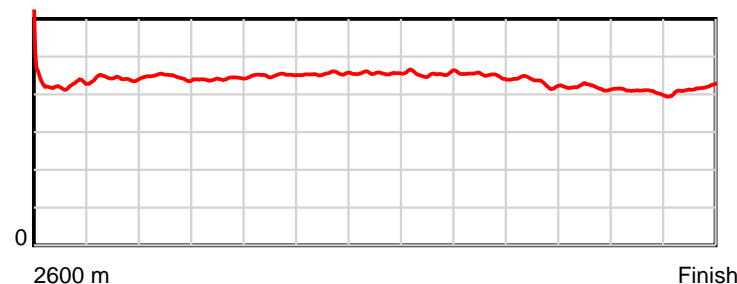
April 20, 2023, Race 5, STALLIONS AUSTRALASIA SIRE'S STAKES AGED CLASSIC (HCP TROT), Distance 2600m, Addington - Survey 3200m

Result	TAB no.	Horse (Barrier)	2200m to	2000m to	1800m to	1600m to	1400m to	1200m to	1000m to	800m to	600m to	400m to	200m to	Total or	Margin
7th	6	Sioux Princess (0)	2000m	1800m	1600m	1400m	1200m	1000m	800m	600m	400m	200m	WP	Average	
		Position in running (margin)	4(5.3)	4(8.0)	4(7.1)	4(6.6)	4(6.3)	6(6.3)	6(6.5)	7(6.4)	7(6.7)	7(7.6)	7(7.5)		7.30
		Sectional time (s)	15.76	15.55	15.95	15.86	15.91	15.93	15.84	15.16	14.58	13.78	14.13		
		Cumulative time (s)	168.45	152.69	137.14	121.19	105.33	89.42	73.49	57.65	42.49	27.91	14.13	3:21.03	
		Speed (m/s)	12.69	12.86	12.54	12.61	12.57	12.55	12.63	13.19	13.72	14.51	14.15	12.93	
		Stride length (m)	5.67	5.67	5.65	5.73	5.73	5.72	5.69	5.72	5.74	5.91	5.88	5.73	
		Stride duration (s)	0.447	0.441	0.450	0.454	0.456	0.455	0.450	0.433	0.418	0.407	0.416	0.443	
		Stride efficiency (%)	50.21	50.21	49.87	51.27	51.28	51.05	50.54	51.07	51.44	54.59	54.08	51.25	
		Stride count	35.28	35.28	35.40	34.92	34.91	34.99	35.17	34.98	34.86	33.84	34.00	454.00	

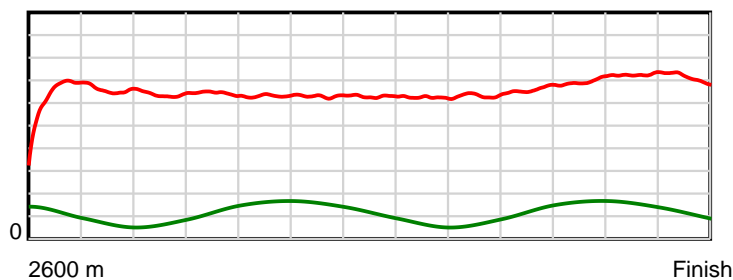
10 m Stride length



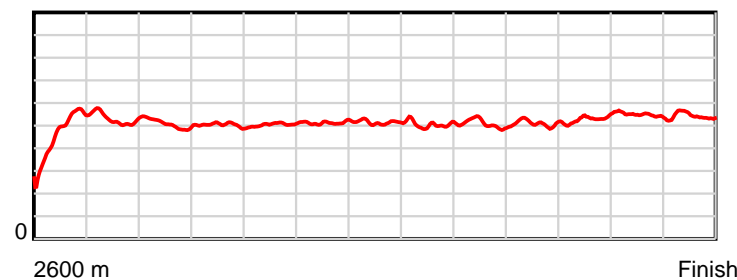
0.6 s Stride duration



20 m/sec Speed



100 % Stride efficiency



Note: Horizontal distance axis grid lines are 200m furlongs.

Disclaimer.

HRNZ and NZMTC and Thoroughbred Ratings Pty Ltd accepts no responsibility for the completeness or accuracy of any of the information contained herein, and makes no representations about its suitability for any particular purpose. Users should make their own judgements about those matters and/or seek independent advice. You assume all risks associated with use of the data provided on this page.



Race Results



April 20, 2023, Race 5, STALLIONS AUSTRALASIA SIRE'S STAKES AGED CLASSIC (HCP TROT), Distance 2600m, Addington - Survey 3200m

Result	TAB no.	Horse (Barrier)	2600 to	2400m to
8th	4	Harold Smith (5)	2400m	2200m
		Position in running (margin)	-	7(12.4)
		Sectional time (s)	18.57	17.75
		Cumulative time (s)	204.36	185.79
		Speed (m/s)	10.77	11.27
		Stride length (m)	5.60	5.30
		Stride duration (s)	0.469	0.470
		Stride efficiency (%)	49.02	43.86
		Stride count	35.71	37.75

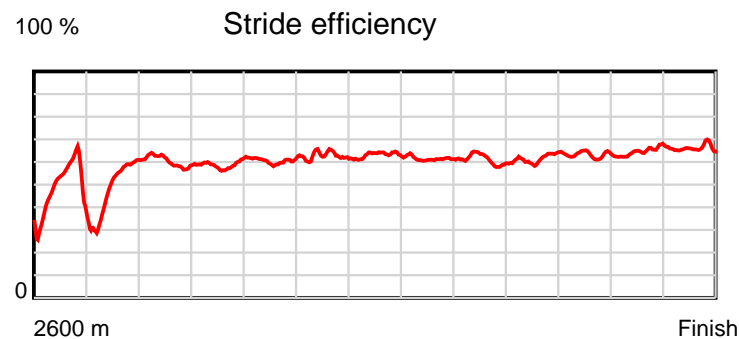
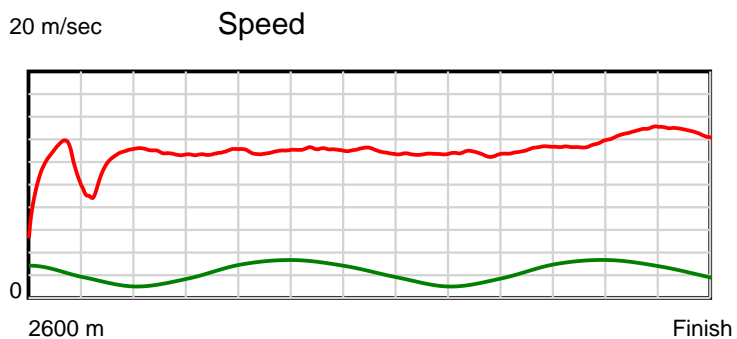
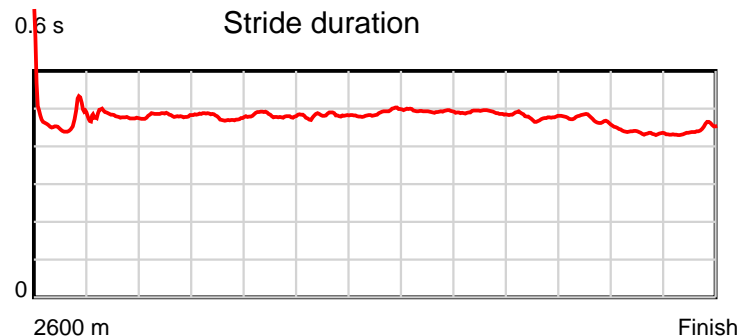
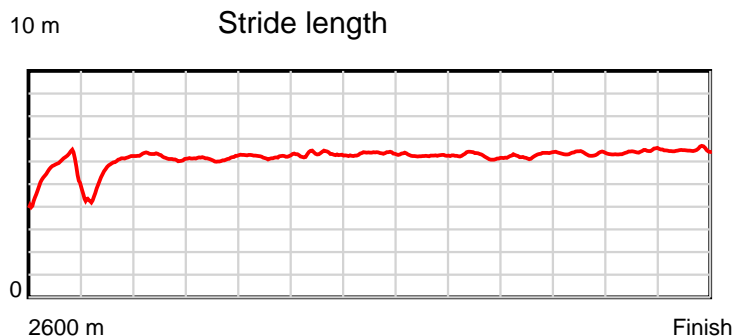
Disclaimer.

HRNZ and NZMTC and Thoroughbred Ratings Pty Ltd accepts no responsibility for the completeness or accuracy of any of the information contained herein, and makes no representations about its suitability for any particular purpose. Users should make their own judgements about those matters and/or seek independent advice. You assume all risks associated with use of the data provided on this page.

Race Results

April 20, 2023, Race 5, STALLIONS AUSTRALASIA SIRE'S STAKES AGED CLASSIC (HCP TROT), Distance 2600m, Addington - Survey 3200m

Result	TAB no.	Horse (Barrier)	2200m to	2000m to	1800m to	1600m to	1400m to	1200m to	1000m to	800m to	600m to	400m to	200m to	Total or	Margin
8th	4	Harold Smith (5)	2000m	1800m	1600m	1400m	1200m	1000m	800m	600m	400m	200m	WP	Average	
		Position in running (margin)	8(28.4)	8(31.2)	8(31.1)	8(29.8)	8(26.4)	8(23.8)	8(23.8)	8(24.7)	8(26.8)	8(31.4)	8(30.3)		24.90
		Sectional time (s)	15.78	15.69	15.81	15.35	15.48	15.89	16.00	15.46	15.18	13.63	13.77		
		Cumulative time (s)	168.04	152.26	136.57	120.76	105.41	89.93	74.04	58.04	42.58	27.40	13.77	3:24.36	
		Speed (m/s)	12.67	12.75	12.65	13.03	12.92	12.59	12.50	12.94	13.18	14.67	14.52	12.72	
		Stride length (m)	6.11	6.07	6.10	6.26	6.31	6.20	6.12	6.17	6.20	6.39	6.45	6.08	
		Stride duration (s)	0.482	0.476	0.482	0.481	0.489	0.493	0.490	0.477	0.470	0.435	0.444	0.478	
		Stride efficiency (%)	58.27	57.55	58.08	61.32	62.27	60.15	58.57	59.52	59.99	63.79	65.08	57.81	
		Stride count	32.75	32.96	32.80	31.93	31.68	32.23	32.67	32.41	32.28	31.30	30.99	427.46	



Note: Horizontal distance axis grid lines are 200m furlongs.

Disclaimer.

HRNZ and NZMTC and Thoroughbred Ratings Pty Ltd accepts no responsibility for the completeness or accuracy of any of the information contained herein, and makes no representations about its suitability for any particular purpose. Users should make their own judgements about those matters and/or seek independent advice. You assume all risks associated with use of the data provided on this page.



Race Results



April 20, 2023, Race 5, STALLIONS AUSTRALASIA SIRE'S STAKES AGED CLASSIC (HCP TROT), Distance 2600m, Addington - Survey 3200m

Result	TAB no.	Horse (Barrier)	2600 to	2400m to
9th	7	My Moment's No... (2)	2400m	2200m
		Position in running (margin)	-	9(56.8)
		Sectional time (s)	26.11	15.91
		Cumulative time (s)	206.60	180.49
		Speed (m/s)	7.66	12.57
		Stride length (m)	4.13	6.35
		Stride duration (s)	0.477	0.505
		Stride efficiency (%)	26.67	62.95
		Stride count	48.41	31.51

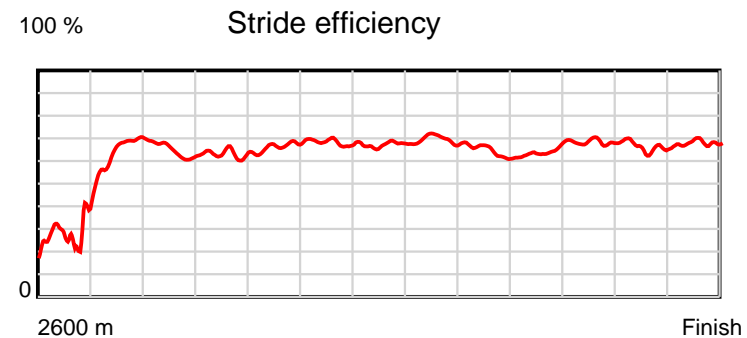
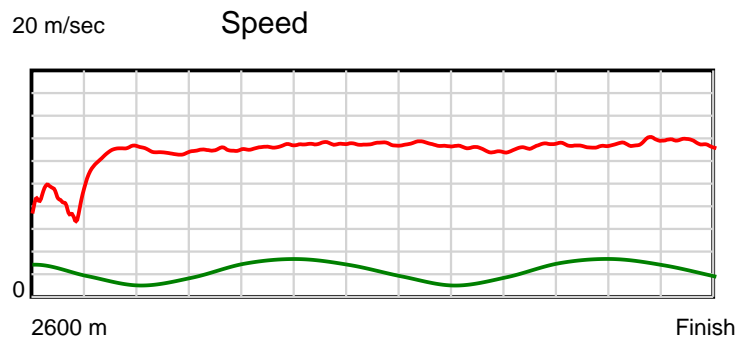
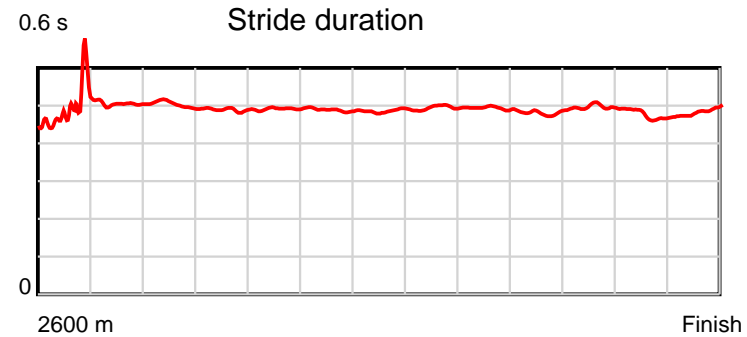
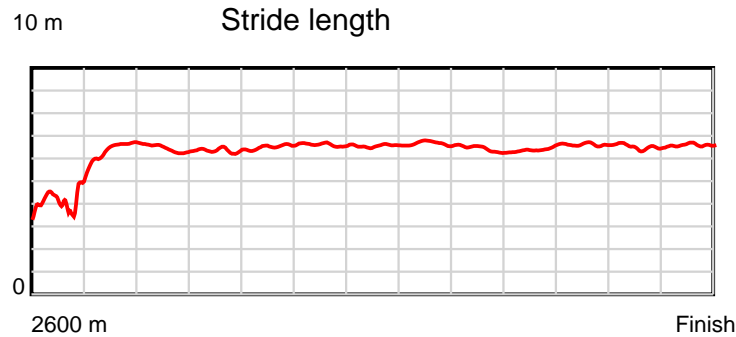
Disclaimer.

HRNZ and NZMTC and Thoroughbred Ratings Pty Ltd accepts no responsibility for the completeness or accuracy of any of the information contained herein, and makes no representations about its suitability for any particular purpose. Users should make their own judgements about those matters and/or seek independent advice. You assume all risks associated with use of the data provided on this page.

Race Results

April 20, 2023, Race 5, STALLIONS AUSTRALASIA SIRE'S STAKES AGED CLASSIC (HCP TROT), Distance 2600m, Addington - Survey 3200m

Result	TAB no.	Horse (Barrier)	2200m to	2000m to	1800m to	1600m to	1400m to	1200m to	1000m to	800m to	600m to	400m to	200m to	Total or	Margin
9th	7	My Moment's No... (2)	2000m	1800m	1600m	1400m	1200m	1000m	800m	600m	400m	200m	WP	Average	
		Position in running (margin)	9(61.8)	9(65.3)	9(62.9)	9(58.5)	9(50.5)	9(42.4)	9(35.2)	9(32.4)	9(30.8)	9(35.0)	9(38.6)		36.60
		Sectional time (s)	15.90	15.31	15.28	14.59	14.57	14.68	15.39	14.83	15.13	14.40	14.50		
		Cumulative time (s)	164.58	148.68	133.37	118.09	103.50	88.93	74.25	58.86	44.03	28.90	14.50	3:26.60	
		Speed (m/s)	12.58	13.06	13.09	13.71	13.73	13.62	13.00	13.49	13.22	13.89	13.79	12.58	
		Stride length (m)	6.32	6.39	6.43	6.70	6.67	6.73	6.42	6.49	6.56	6.59	6.70	6.25	
		Stride duration (s)	0.503	0.489	0.491	0.488	0.486	0.494	0.494	0.481	0.496	0.475	0.486	0.496	
		Stride efficiency (%)	62.48	63.89	64.55	70.06	69.61	70.79	64.32	65.75	67.26	67.93	70.13	60.99	
		Stride count	31.63	31.28	31.12	29.87	29.96	29.72	31.17	30.83	30.48	30.33	29.85	416.16	



Note: Horizontal distance axis grid lines are 200m furlongs.

Disclaimer.

HRNZ and NZMTC and Thoroughbred Ratings Pty Ltd accepts no responsibility for the completeness or accuracy of any of the information contained herein, and makes no representations about its suitability for any particular purpose. Users should make their own judgements about those matters and/or seek independent advice. You assume all risks associated with use of the data provided on this page.

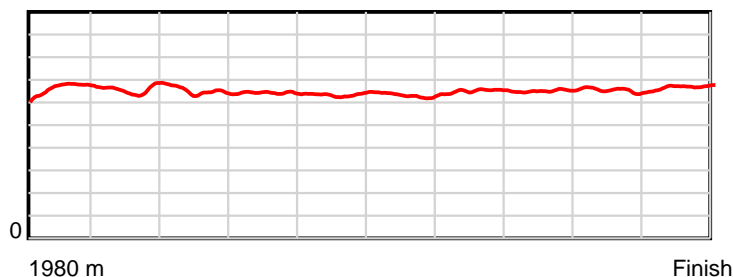


Race Results

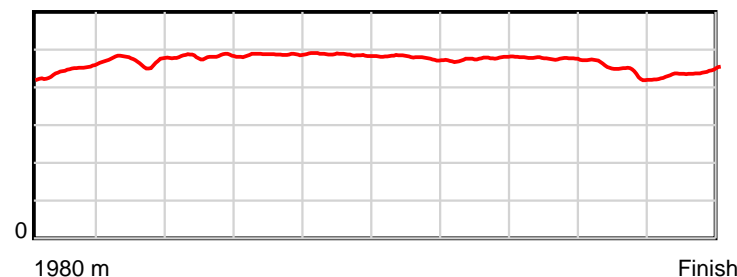
April 20, 2023, Race 6, FAT EDDIE'S MOBILE PACE, Distance 1980m, Addington - Survey 1980m

Result	TAB no.	Horse (Barrier)	1980 to	1800m to	1600m to	1400m to	1200m to	1000m to	800m to	600m to	400m to	200m to	Total or	Margin
1st	1	Happy Place (1)	1800m	1600m	1400m	1200m	1000m	800m	600m	400m	200m	WP	Average	
		Position in running (margin)	-	3(2.2)	4(2.8)	5(3.9)	4(3.2)	4(2.7)	3(1.4)	3(1.6)	3(1.8)			0.00
		Sectional time (s)	12.09	14.74	15.23	15.24	15.55	15.46	14.68	14.95	13.83	13.14		
		Cumulative time (s)	144.91	132.82	118.08	102.85	87.61	72.06	56.60	41.92	26.97	13.14	2:24.91	
		Speed (m/s)	14.89	13.57	13.13	13.12	12.86	12.94	13.62	13.38	14.46	15.22	13.66	
		Stride length (m)	6.66	6.40	6.33	6.39	6.26	6.19	6.49	6.37	6.41	6.69	6.41	
		Stride duration (s)	0.445	0.472	0.482	0.487	0.486	0.479	0.476	0.476	0.444	0.440	0.469	
		Stride efficiency (%)	69.29	64.00	62.66	63.86	61.15	59.95	65.84	63.44	64.30	70.01	64.30	
		Stride count	27.03	31.25	31.58	31.29	31.97	32.29	30.81	31.39	31.18	29.88	308.67	

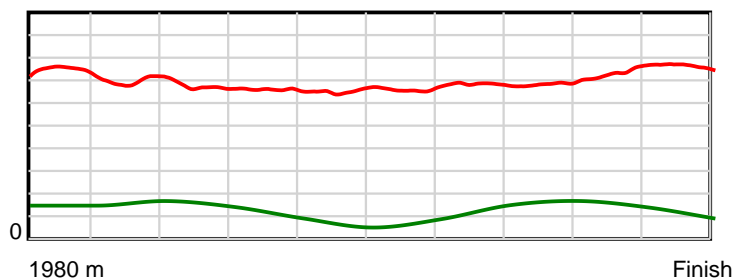
10 m Stride length



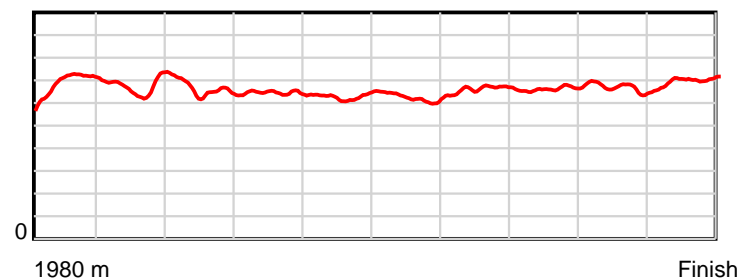
0.6 s Stride duration



20 m/sec Speed



100 % Stride efficiency



Note: Horizontal distance axis grid lines are 200m furlongs.

Disclaimer.

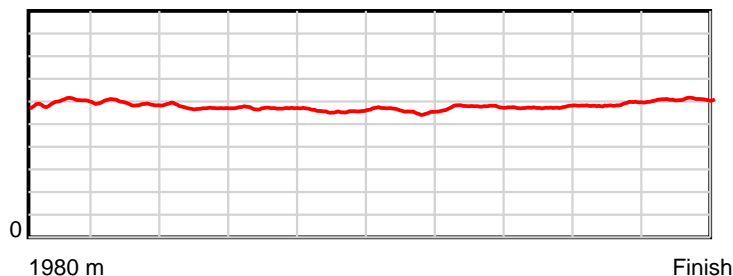
HRNZ and NZMTC and Thoroughbred Ratings Pty Ltd accepts no responsibility for the completeness or accuracy of any of the information contained herein, and makes no representations about its suitability for any particular purpose. Users should make their own judgements about those matters and/or seek independent advice. You assume all risks associated with use of the data provided on this page.

Race Results

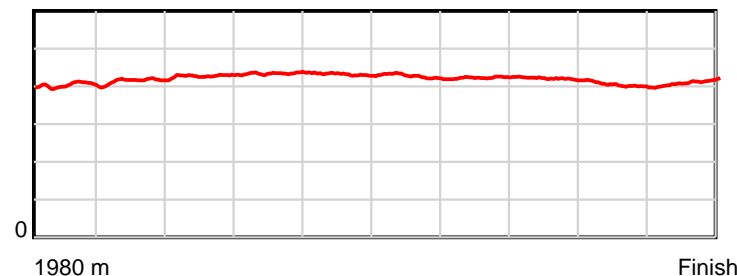
April 20, 2023, Race 6, FAT EDDIE'S MOBILE PACE, Distance 1980m, Addington - Survey 1980m

Result	TAB no.	Horse (Barrier)	1980 to	1800m to	1600m to	1400m to	1200m to	1000m to	800m to	600m to	400m to	200m to	Total or	Margin
2nd	6	Heisenberg (6)	1800m	1600m	1400m	1200m	1000m	800m	600m	400m	200m	WP	Average	
		Position in running (margin)	-	4(3.8)	2(1.4)	2(1.4)	2(1.0)	2(1.8)	2(1.5)	2(0.0)	2(0.3)	2(0.1)		0.30
		Sectional time (s)	12.42	14.25	15.05	15.29	15.70	15.47	14.66	14.95	13.78	13.40		
		Cumulative time (s)	144.97	132.55	118.30	103.25	87.96	72.26	56.79	42.13	27.18	13.40	2:24.97	
		Speed (m/s)	14.50	14.04	13.29	13.08	12.74	12.93	13.64	13.38	14.51	14.93	13.66	
		Stride length (m)	5.93	5.83	5.69	5.68	5.50	5.51	5.77	5.62	5.85	6.13	5.74	
		Stride duration (s)	0.404	0.415	0.428	0.434	0.431	0.427	0.423	0.420	0.403	0.411	0.420	
		Stride efficiency (%)	54.90	53.09	50.51	50.43	47.19	47.52	52.01	49.38	53.40	58.80	51.53	
		Stride count	30.37	34.31	35.18	35.21	36.39	36.27	34.67	35.58	34.21	32.61	344.80	

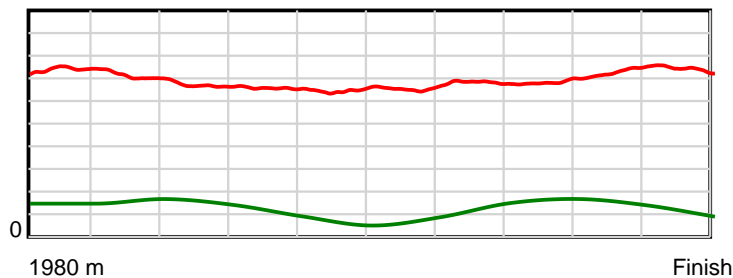
10 m Stride length



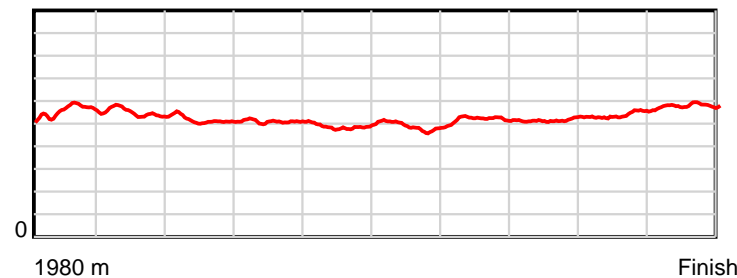
0.6 s Stride duration



20 m/sec Speed



100 % Stride efficiency



Note: Horizontal distance axis grid lines are 200m furlongs.

Disclaimer.

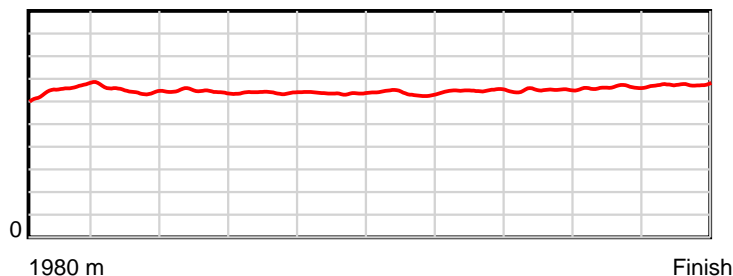
HRNZ and NZMTC and Thoroughbred Ratings Pty Ltd accepts no responsibility for the completeness or accuracy of any of the information contained herein, and makes no representations about its suitability for any particular purpose. Users should make their own judgements about those matters and/or seek independent advice. You assume all risks associated with use of the data provided on this page.

Race Results

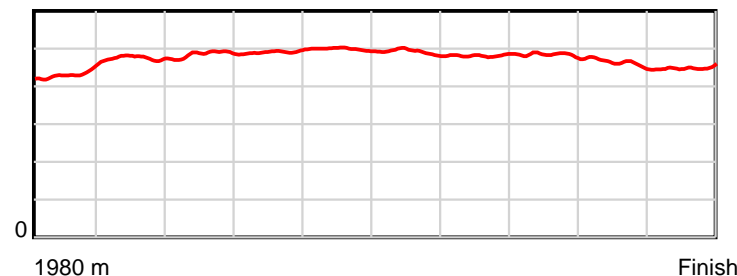
April 20, 2023, Race 6, FAT EDDIE'S MOBILE PACE, Distance 1980m, Addington - Survey 1980m

Result	TAB no.	Horse (Barrier)	1980 to	1800m to	1600m to	1400m to	1200m to	1000m to	800m to	600m to	400m to	200m to	Total or	Margin
3rd	4	The Falcon (4)	1800m	1600m	1400m	1200m	1000m	800m	600m	400m	200m	WP	Average	
		Position in running (margin)	-	2(0.8)	3(1.9)	3(2.0)	3(2.0)	3(2.1)	3(2.3)	4(1.8)	4(1.7)	4(2.0)		0.90
		Sectional time (s)	11.84	14.83	15.07	15.35	15.56	15.57	14.82	14.90	13.86	13.29		
		Cumulative time (s)	145.09	133.25	118.42	103.35	88.00	72.44	56.87	42.05	27.15	13.29	2:25.09	
		Speed (m/s)	15.21	13.49	13.27	13.03	12.85	12.85	13.50	13.42	14.43	15.05	13.65	
		Stride length (m)	6.57	6.40	6.44	6.40	6.41	6.31	6.50	6.48	6.67	6.77	6.49	
		Stride duration (s)	0.433	0.475	0.485	0.491	0.499	0.491	0.482	0.483	0.463	0.450	0.476	
		Stride efficiency (%)	67.46	64.08	64.75	63.94	64.21	62.21	66.07	65.69	69.62	71.60	65.86	
		Stride count	27.40	31.23	31.07	31.27	31.20	31.70	30.76	30.85	29.96	29.55	304.99	

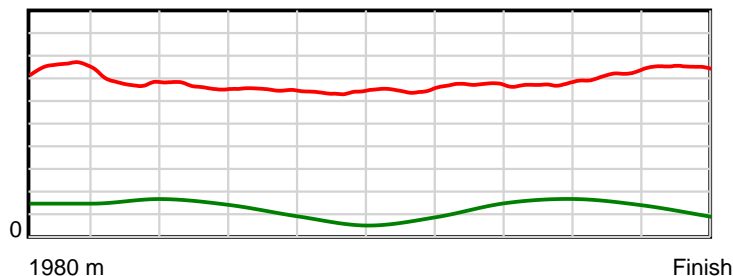
10 m Stride length



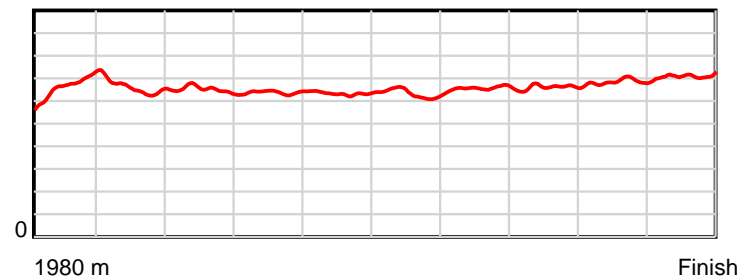
0.6 s Stride duration



20 m/sec Speed



100 % Stride efficiency



Note: Horizontal distance axis grid lines are 200m furlongs.

Disclaimer.

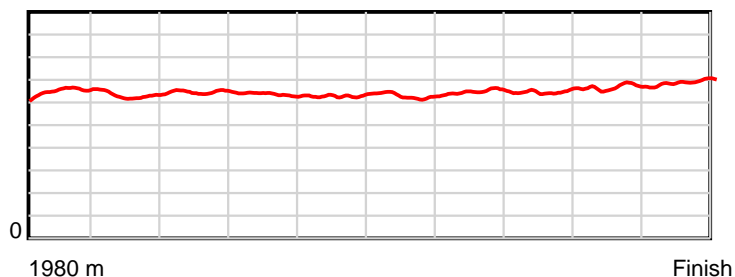
HRNZ and NZMTC and Thoroughbred Ratings Pty Ltd accepts no responsibility for the completeness or accuracy of any of the information contained herein, and makes no representations about its suitability for any particular purpose. Users should make their own judgements about those matters and/or seek independent advice. You assume all risks associated with use of the data provided on this page.

Race Results

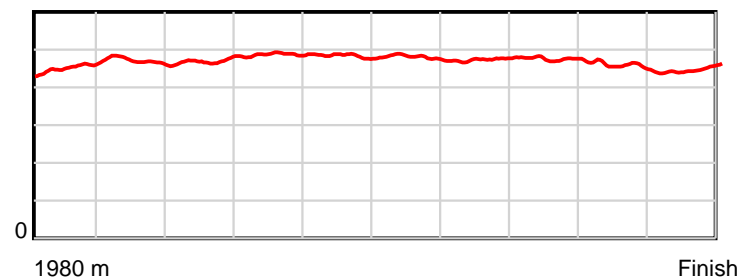
April 20, 2023, Race 6, FAT EDDIE'S MOBILE PACE, Distance 1980m, Addington - Survey 1980m

Result	TAB no.	Horse (Barrier)	1980 to	1800m to	1600m to	1400m to	1200m to	1000m to	800m to	600m to	400m to	200m to	Total or	Margin
4th	3	Dashing Major (3)	1800m	1600m	1400m	1200m	1000m	800m	600m	400m	200m	WP	Average	
		Position in running (margin)	-	5(4.8)	6(8.2)	6(6.3)	6(5.1)	6(5.1)	6(5.3)	5(3.1)	6(3.3)	6(4.3)		1.00
		Sectional time (s)	12.44	15.22	14.73	15.15	15.56	15.56	14.52	14.94	13.98	12.99		
		Cumulative time (s)	145.09	132.65	117.43	102.70	87.55	71.99	56.43	41.91	26.97	12.99	2:25.09	
		Speed (m/s)	14.47	13.14	13.58	13.20	12.85	12.85	13.77	13.39	14.31	15.40	13.65	
		Stride length (m)	6.53	6.19	6.38	6.42	6.21	6.17	6.52	6.35	6.53	6.91	6.41	
		Stride duration (s)	0.452	0.471	0.470	0.487	0.483	0.480	0.474	0.475	0.456	0.449	0.470	
		Stride efficiency (%)	66.63	59.78	63.66	64.46	60.29	59.46	66.46	63.10	66.64	74.53	64.28	
		Stride count	27.56	32.33	31.34	31.14	32.20	32.42	30.67	31.47	30.63	28.96	308.72	

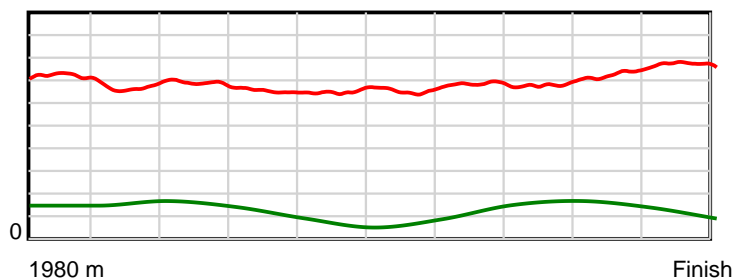
10 m Stride length



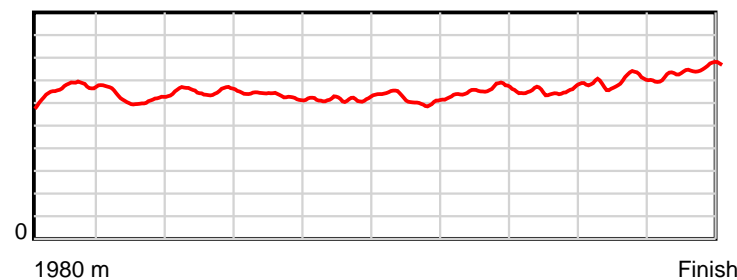
0.6 s Stride duration



20 m/sec Speed



100 % Stride efficiency



Note: Horizontal distance axis grid lines are 200m furlongs.

Disclaimer.

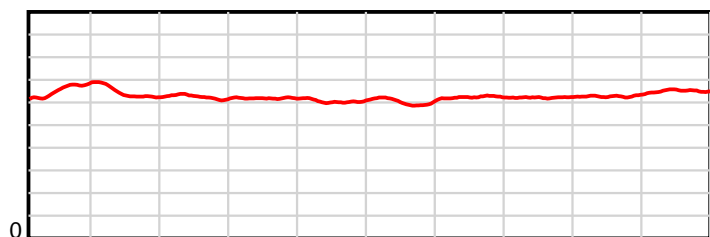
HRNZ and NZMTC and Thoroughbred Ratings Pty Ltd accepts no responsibility for the completeness or accuracy of any of the information contained herein, and makes no representations about its suitability for any particular purpose. Users should make their own judgements about those matters and/or seek independent advice. You assume all risks associated with use of the data provided on this page.

Race Results

April 20, 2023, Race 6, FAT EDDIE'S MOBILE PACE, Distance 1980m, Addington - Survey 1980m

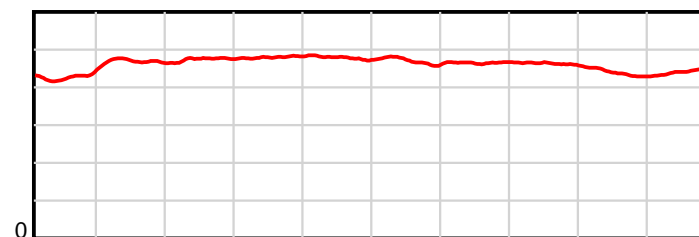
Result	TAB no.	Horse (Barrier)	1980 to	1800m to	1600m to	1400m to	1200m to	1000m to	800m to	600m to	400m to	200m to	Total or	Margin
5th	7	Heza Sport (7)	1800m	1600m	1400m	1200m	1000m	800m	600m	400m	200m	WP	Average	
		Position in running (margin)	-	1(0.0)	1(0.0)	1(0.0)	1(0.0)	1(0.0)	1(0.0)	1(0.0)	1(0.0)	1(0.0)		1.20
		Sectional time (s)	11.64	14.65	15.04	15.35	15.56	15.53	14.90	14.91	13.81	13.76		
		Cumulative time (s)	145.15	133.51	118.86	103.82	88.47	72.91	57.38	42.48	27.57	13.76	2:25.15	
		Speed (m/s)	15.47	13.65	13.30	13.03	12.85	12.88	13.42	13.41	14.48	14.53	13.64	
		Stride length (m)	6.62	6.41	6.31	6.25	6.15	6.05	6.24	6.21	6.35	6.46	6.30	
		Stride duration (s)	0.428	0.470	0.474	0.480	0.478	0.470	0.465	0.463	0.438	0.445	0.462	
		Stride efficiency (%)	68.44	64.27	62.15	61.13	59.06	57.22	60.90	60.28	63.02	65.30	62.00	
		Stride count	27.20	31.19	31.71	31.98	32.53	33.05	32.04	32.20	31.49	30.94	314.33	

10 m Stride length



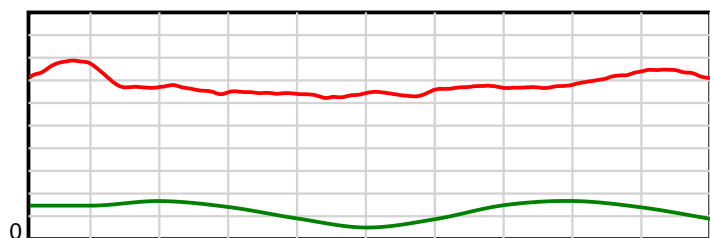
1980 m Finish

0.6 s Stride duration



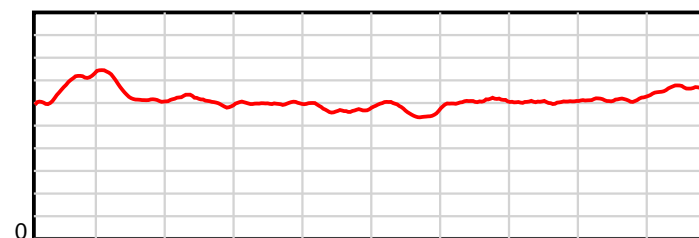
1980 m Finish

20 m/sec Speed



1980 m Finish

100 % Stride efficiency



1980 m Finish

Note: Horizontal distance axis grid lines are 200m furlongs.

Disclaimer.

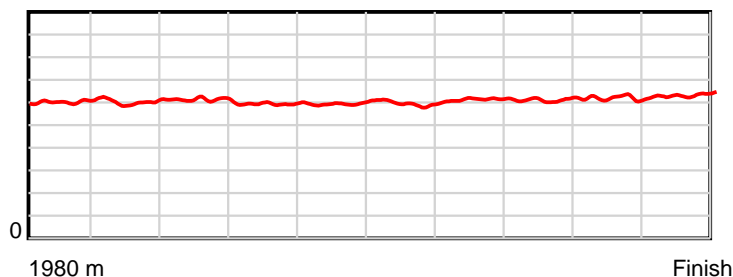
HRNZ and NZMTC and Thoroughbred Ratings Pty Ltd accepts no responsibility for the completeness or accuracy of any of the information contained herein, and makes no representations about its suitability for any particular purpose. Users should make their own judgements about those matters and/or seek independent advice. You assume all risks associated with use of the data provided on this page.

Race Results

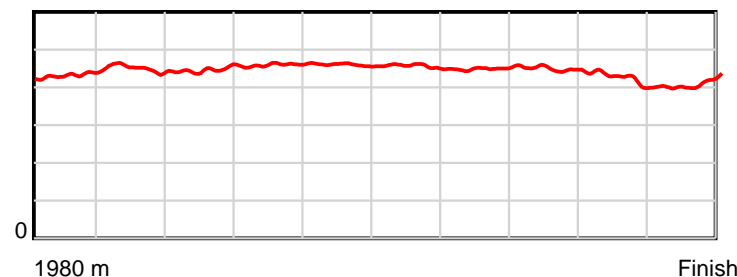
April 20, 2023, Race 6, FAT EDDIE'S MOBILE PACE, Distance 1980m, Addington - Survey 1980m

Result	TAB no.	Horse (Barrier)	1980 to	1800m to	1600m to	1400m to	1200m to	1000m to	800m to	600m to	400m to	200m to	Total or	Margin
6th	5	Terry (5)	1800m	1600m	1400m	1200m	1000m	800m	600m	400m	200m	WP	Average	
		Position in running (margin)	-	7(7.3)	7(9.9)	7(8.3)	7(7.5)	7(7.6)	7(7.0)	7(5.2)	7(5.0)	7(5.2)		2.10
		Sectional time (s)	12.85	15.09	14.76	15.23	15.58	15.43	14.60	14.87	13.84	13.06		
		Cumulative time (s)	145.31	132.46	117.37	102.61	87.38	71.80	56.37	41.77	26.90	13.06	2:25.31	
		Speed (m/s)	14.01	13.25	13.55	13.13	12.84	12.96	13.70	13.45	14.45	15.31	13.63	
		Stride length (m)	6.06	5.98	6.05	6.03	5.90	5.91	6.16	6.03	6.11	6.29	6.05	
		Stride duration (s)	0.432	0.451	0.447	0.459	0.460	0.456	0.450	0.448	0.423	0.411	0.444	
		Stride efficiency (%)	57.39	55.87	57.22	56.85	54.45	54.67	59.25	56.81	58.34	61.84	57.22	
		Stride count	29.70	33.45	33.05	33.16	33.88	33.81	32.48	33.17	32.73	31.79	327.22	

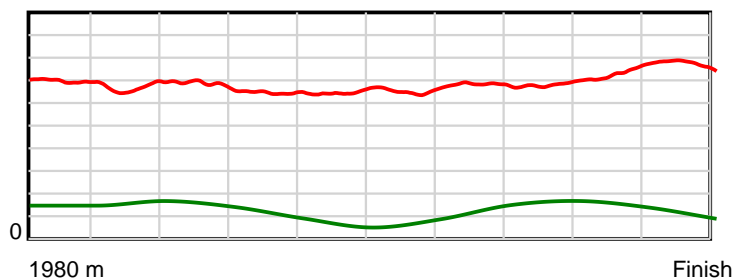
10 m Stride length



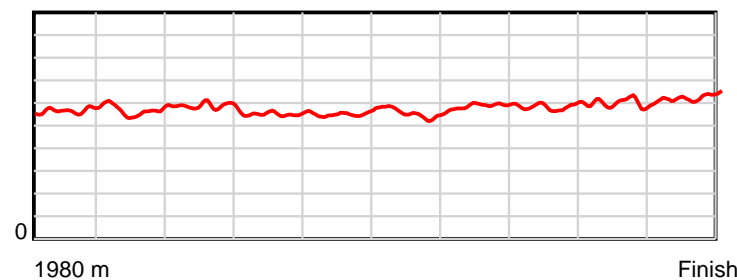
0.6 s Stride duration



20 m/sec Speed



100 % Stride efficiency



Note: Horizontal distance axis grid lines are 200m furlongs.

Disclaimer.

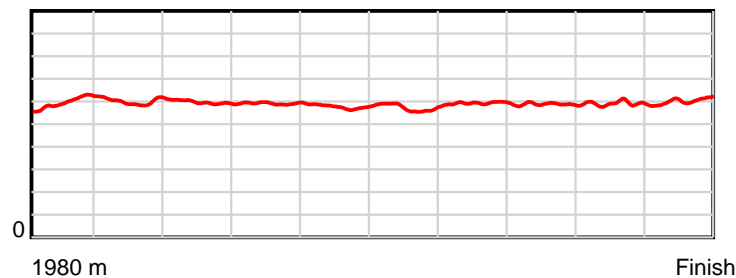
HRNZ and NZMTC and Thoroughbred Ratings Pty Ltd accepts no responsibility for the completeness or accuracy of any of the information contained herein, and makes no representations about its suitability for any particular purpose. Users should make their own judgements about those matters and/or seek independent advice. You assume all risks associated with use of the data provided on this page.

Race Results

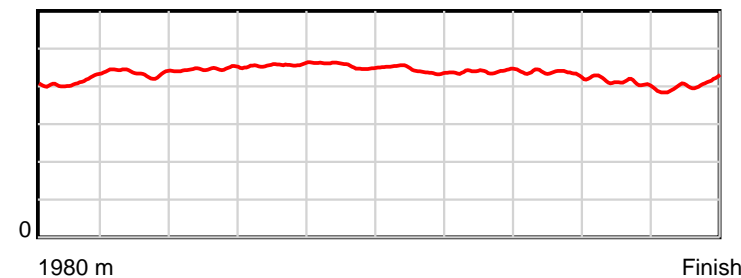
April 20, 2023, Race 6, FAT EDDIE'S MOBILE PACE, Distance 1980m, Addington - Survey 1980m

Result	TAB no.	Horse (Barrier)	1980 to	1800m to	1600m to	1400m to	1200m to	1000m to	800m to	600m to	400m to	200m to	Total or	Margin
7th	2	Warloch (2)	1800m	1600m	1400m	1200m	1000m	800m	600m	400m	200m	WP	Average	
		Position in running (margin)	-	6(5.2)	5(4.7)	4(3.8)	5(3.9)	5(4.3)	5(4.2)	6(3.7)	5(3.2)	5(3.7)		3.20
		Sectional time (s)	12.63	14.56	14.89	15.37	15.63	15.50	14.83	14.83	13.89	13.38		
		Cumulative time (s)	145.51	132.88	118.32	103.43	88.06	72.43	56.93	42.10	27.27	13.38	2:25.51	
		Speed (m/s)	14.26	13.74	13.43	13.01	12.80	12.90	13.49	13.49	14.40	14.95	13.61	
		Stride length (m)	6.00	5.99	5.99	5.94	5.82	5.73	5.93	5.87	5.93	6.05	5.92	
		Stride duration (s)	0.412	0.436	0.446	0.457	0.455	0.444	0.440	0.435	0.412	0.405	0.435	
		Stride efficiency (%)	56.28	56.08	56.04	55.17	52.88	51.25	54.96	53.77	54.99	57.20	54.81	
		Stride count	29.99	33.39	33.40	33.66	34.38	34.92	33.72	34.09	33.72	33.06	334.33	

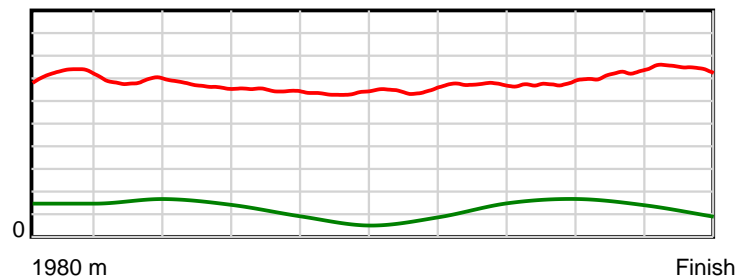
10 m Stride length



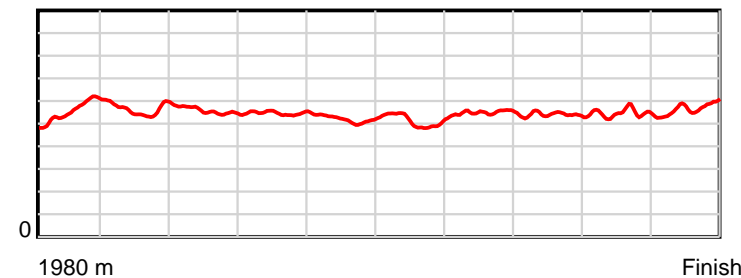
0.6 s Stride duration



20 m/sec Speed



100 % Stride efficiency



Note: Horizontal distance axis grid lines are 200m furlongs.

Disclaimer.

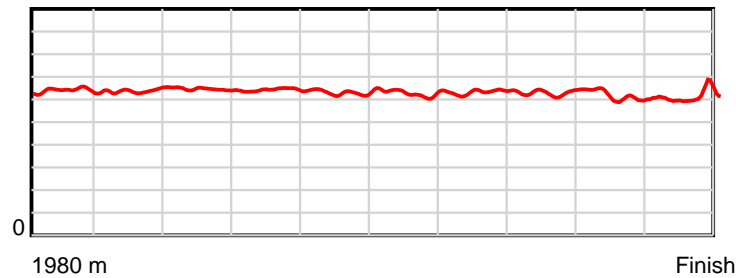
HRNZ and NZMTC and Thoroughbred Ratings Pty Ltd accepts no responsibility for the completeness or accuracy of any of the information contained herein, and makes no representations about its suitability for any particular purpose. Users should make their own judgements about those matters and/or seek independent advice. You assume all risks associated with use of the data provided on this page.

Race Results

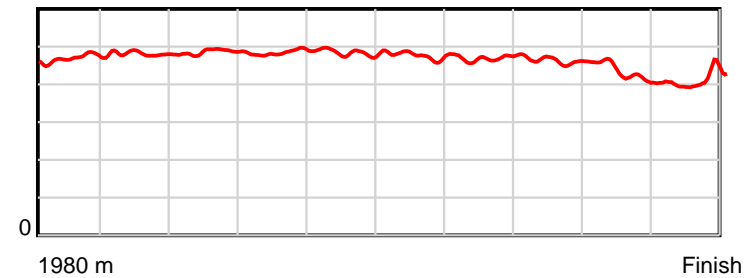
April 20, 2023, Race 7, THE ULTIMATE RACEBOOK- WWW.THE URB.CO.NZ MOBILE TROT, Distance 1980m, Addington - Survey 1980m

Result	TAB no.	Horse (Barrier)	1980 to	1800m to	1600m to	1400m to	1200m to	1000m to	800m to	600m to	400m to	200m to	Total or	Margin
1st	7	Missalyssa (0)	1800m	1600m	1400m	1200m	1000m	800m	600m	400m	200m	WP	Average	
		Position in running (margin)	-	7(7.2)	7(8.9)	7(7.0)	7(6.6)	7(6.5)	7(6.5)	7(6.4)	7(6.3)	7(4.1)		0.00
		Sectional time (s)	13.52	15.40	15.24	15.15	15.54	15.42	14.87	14.92	14.34	13.56		
		Cumulative time (s)	147.96	134.44	119.04	103.80	88.65	73.11	57.69	42.82	27.90	13.56	2:27.96	
		Speed (m/s)	13.31	12.99	13.12	13.20	12.87	12.97	13.45	13.40	13.95	14.75	13.38	
		Stride length (m)	6.37	6.25	6.38	6.39	6.23	6.18	6.32	6.19	5.97	6.08	6.23	
		Stride duration (s)	0.469	0.481	0.486	0.484	0.484	0.476	0.470	0.462	0.428	0.412	0.466	
		Stride efficiency (%)	63.32	61.05	63.51	63.87	60.74	59.67	62.39	59.90	55.77	57.75	60.69	
		Stride count	28.28	32.00	31.37	31.28	32.08	32.37	31.65	32.30	33.48	32.90	317.71	

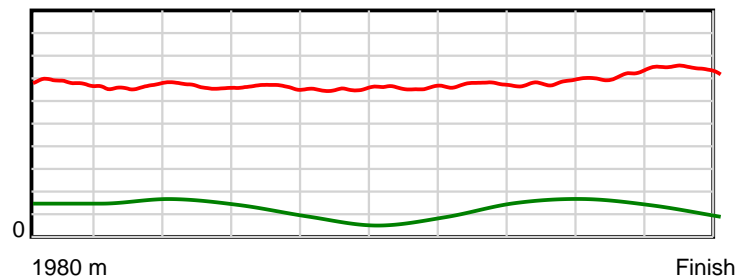
10 m Stride length



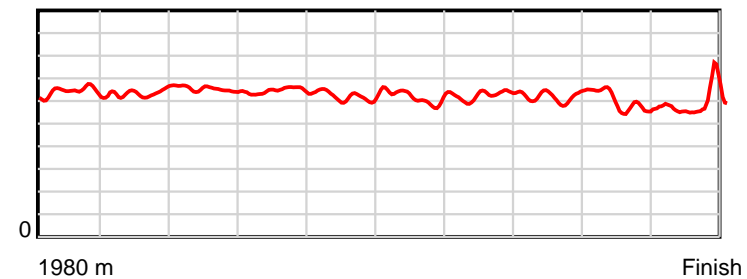
0.6 s Stride duration



20 m/sec Speed



100 % Stride efficiency



Note: Horizontal distance axis grid lines are 200m furlongs.

Disclaimer.

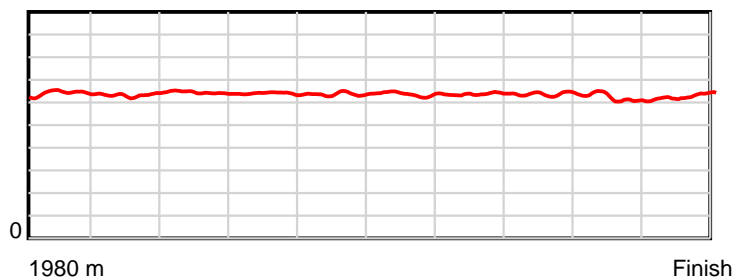
HRNZ and NZMTC and Thoroughbred Ratings Pty Ltd accepts no responsibility for the completeness or accuracy of any of the information contained herein, and makes no representations about its suitability for any particular purpose. Users should make their own judgements about those matters and/or seek independent advice. You assume all risks associated with use of the data provided on this page.

Race Results

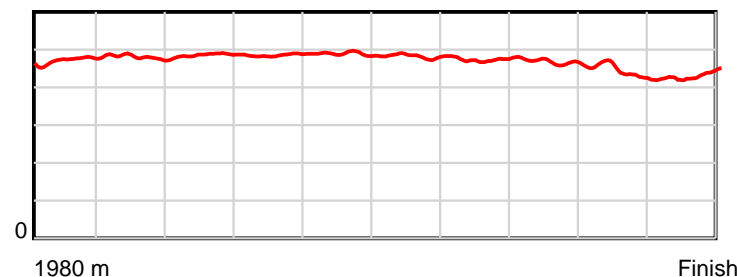
April 20, 2023, Race 7, THE ULTIMATE RACEBOOK- WWW.THE URB.CO.NZ MOBILE TROT, Distance 1980m, Addington - Survey 1980m

Result	TAB no.	Horse (Barrier)	1980 to	1800m to	1600m to	1400m to	1200m to	1000m to	800m to	600m to	400m to	200m to	Total or	Margin
2nd	5	Zsa Zoe (5)	1800m	1600m	1400m	1200m	1000m	800m	600m	400m	200m	WP	Average	
		Position in running (margin)	-	6(5.1)	6(7.5)	6(5.6)	6(4.6)	5(4.5)	5(4.9)	5(4.4)	6(5.1)	5(3.1)		0.80
		Sectional time (s)	13.41	15.51	15.25	15.06	15.52	15.48	14.82	15.05	14.36	13.65		
		Cumulative time (s)	148.11	134.70	119.19	103.94	88.88	73.36	57.88	43.06	28.01	13.65	2:28.11	
		Speed (m/s)	13.42	12.89	13.11	13.28	12.89	12.92	13.50	13.29	13.93	14.65	13.37	
		Stride length (m)	6.43	6.20	6.38	6.45	6.30	6.23	6.39	6.20	6.14	6.33	6.30	
		Stride duration (s)	0.472	0.481	0.486	0.486	0.489	0.482	0.474	0.466	0.441	0.432	0.471	
		Stride efficiency (%)	64.68	60.00	63.51	64.96	61.97	60.70	63.87	59.98	58.98	62.59	62.05	
		Stride count	27.98	32.28	31.37	31.02	31.76	32.09	31.28	32.28	32.56	31.60	314.22	

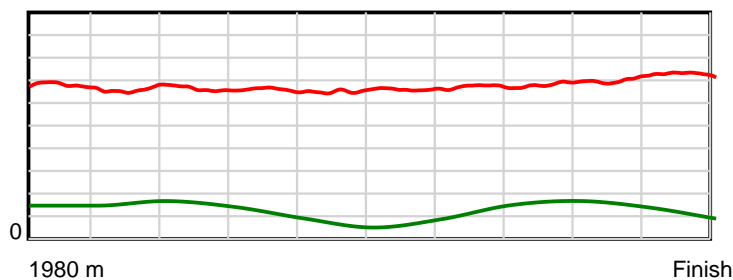
10 m Stride length



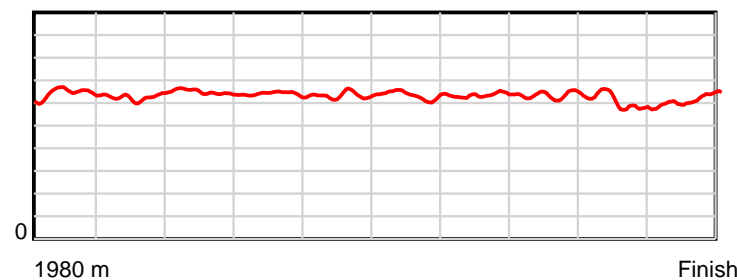
0.6 s Stride duration



20 m/sec Speed



100 % Stride efficiency



Note: Horizontal distance axis grid lines are 200m furlongs.

Disclaimer.

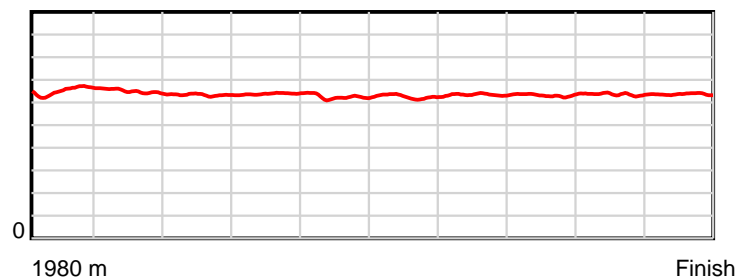
HRNZ and NZMTC and Thoroughbred Ratings Pty Ltd accepts no responsibility for the completeness or accuracy of any of the information contained herein, and makes no representations about its suitability for any particular purpose. Users should make their own judgements about those matters and/or seek independent advice. You assume all risks associated with use of the data provided on this page.

Race Results

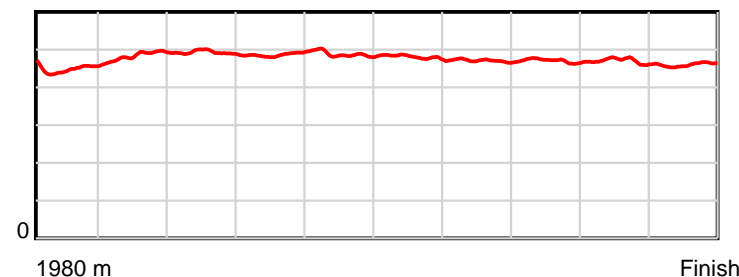
April 20, 2023, Race 7, THE ULTIMATE RACEBOOK- WWW.THE URB.CO.NZ MOBILE TROT, Distance 1980m, Addington - Survey 1980m

Result	TAB no.	Horse (Barrier)	1980 to	1800m to	1600m to	1400m to	1200m to	1000m to	800m to	600m to	400m to	200m to	Total or	Margin
3rd	6	Outamyway (6)	1800m	1600m	1400m	1200m	1000m	800m	600m	400m	200m	WP	Average	
		Position in running (margin)	-	1(0.0)	1(0.0)	1(0.0)	1(0.0)	1(0.0)	1(0.0)	1(0.0)	1(0.0)	1(0.0)		1.20
		Sectional time (s)	12.43	15.12	15.55	15.23	15.55	15.41	14.89	14.94	14.70	14.36		
		Cumulative time (s)	148.18	135.75	120.63	105.08	89.85	74.30	58.89	44.00	29.06	14.36	2:28.18	
		Speed (m/s)	14.48	13.23	12.86	13.13	12.86	12.98	13.43	13.39	13.61	13.93	13.36	
		Stride length (m)	6.50	6.41	6.33	6.39	6.27	6.23	6.32	6.30	6.39	6.41	6.35	
		Stride duration (s)	0.447	0.484	0.492	0.487	0.487	0.480	0.471	0.471	0.470	0.460	0.475	
		Stride efficiency (%)	65.99	64.13	62.69	63.90	61.35	60.69	62.47	62.04	63.82	64.22	63.07	
		Stride count	27.70	31.22	31.58	31.28	31.92	32.09	31.63	31.74	31.30	31.20	311.66	

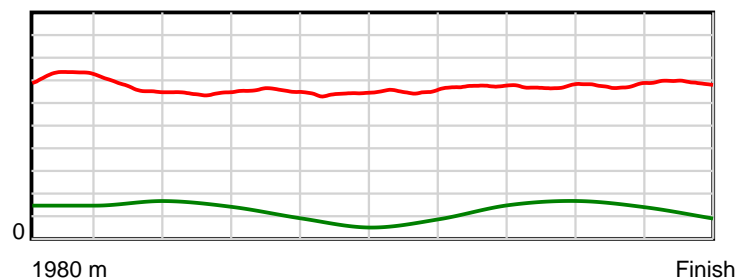
10 m Stride length



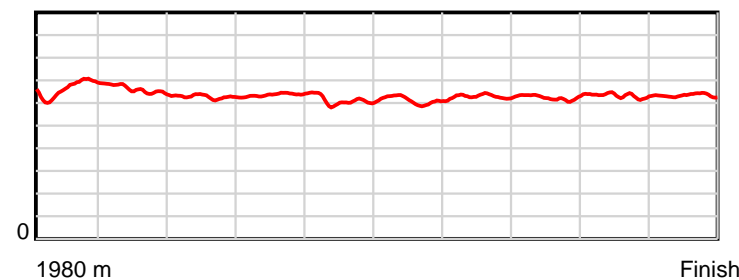
0.6 s Stride duration



20 m/sec Speed



100 % Stride efficiency



Note: Horizontal distance axis grid lines are 200m furlongs.

Disclaimer.

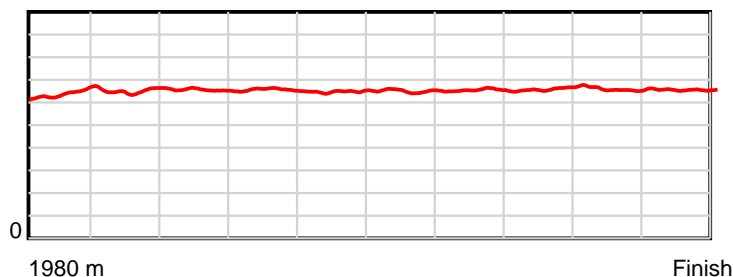
HRNZ and NZMTC and Thoroughbred Ratings Pty Ltd accepts no responsibility for the completeness or accuracy of any of the information contained herein, and makes no representations about its suitability for any particular purpose. Users should make their own judgements about those matters and/or seek independent advice. You assume all risks associated with use of the data provided on this page.

Race Results

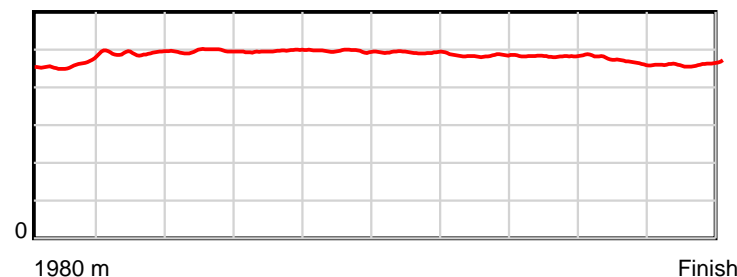
April 20, 2023, Race 7, THE ULTIMATE RACEBOOK- WWW.THE.URB.CO.NZ MOBILE TROT, Distance 1980m, Addington - Survey 1980m

Result	TAB no.	Horse (Barrier)	1980 to	1800m to	1600m to	1400m to	1200m to	1000m to	800m to	600m to	400m to	200m to	Total or	Margin
4th	3	Spy Da Moment (3)	1800m	1600m	1400m	1200m	1000m	800m	600m	400m	200m	WP	Average	
		Position in running (margin)	-	5(3.6)	5(4.6)	4(3.5)	4(3.0)	4(2.8)	4(2.7)	4(2.5)	4(2.3)	3(1.8)		1.50
		Sectional time (s)	12.95	15.28	15.37	15.14	15.52	15.40	14.85	14.91	14.61	14.22		
		Cumulative time (s)	148.25	135.30	120.02	104.65	89.51	73.99	58.59	43.74	28.83	14.22	2:28.25	
		Speed (m/s)	13.90	13.09	13.01	13.21	12.89	12.99	13.47	13.41	13.69	14.06	13.36	
		Stride length (m)	6.41	6.43	6.46	6.56	6.39	6.39	6.52	6.48	6.43	6.50	6.46	
		Stride duration (s)	0.461	0.492	0.496	0.496	0.496	0.492	0.484	0.483	0.470	0.462	0.483	
		Stride efficiency (%)	64.16	64.67	65.20	67.22	63.91	63.85	66.36	65.56	64.65	65.93	65.15	
		Stride count	28.09	31.09	30.96	30.49	31.27	31.29	30.69	30.88	31.09	30.79	306.64	

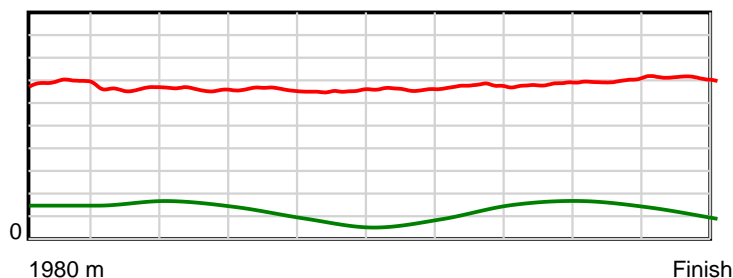
10 m Stride length



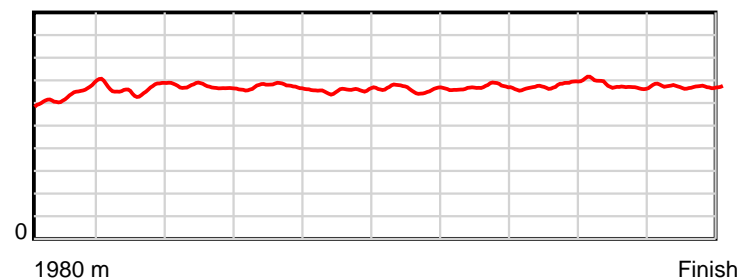
0.6 s Stride duration



20 m/sec Speed



100 % Stride efficiency



Note: Horizontal distance axis grid lines are 200m furlongs.

Disclaimer.

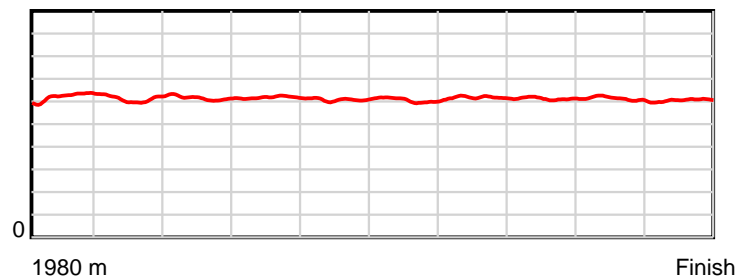
HRNZ and NZMTC and Thoroughbred Ratings Pty Ltd accepts no responsibility for the completeness or accuracy of any of the information contained herein, and makes no representations about its suitability for any particular purpose. Users should make their own judgements about those matters and/or seek independent advice. You assume all risks associated with use of the data provided on this page.

Race Results

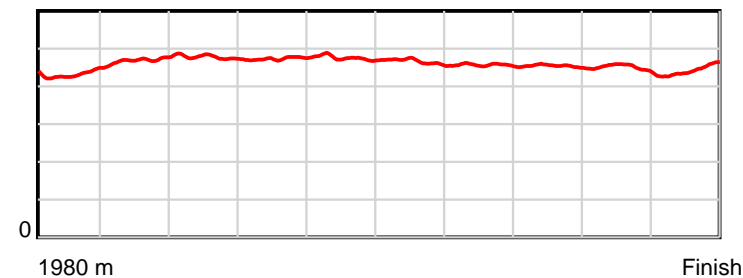
April 20, 2023, Race 7, THE ULTIMATE RACEBOOK- WWW.THE.URB.CO.NZ MOBILE TROT, Distance 1980m, Addington - Survey 1980m

Result	TAB no.	Horse (Barrier)	1980 to	1800m to	1600m to	1400m to	1200m to	1000m to	800m to	600m to	400m to	200m to	Total or	Margin
5th	2	KD Hawk (2)	1800m	1600m	1400m	1200m	1000m	800m	600m	400m	200m	WP	Average	
		Position in running (margin)	-	2(0.0)	2(2.4)	3(1.8)	3(1.8)	3(2.4)	3(2.4)	3(2.4)	3(2.1)	4(2.2)		4.50
		Sectional time (s)	12.42	15.51	15.44	15.24	15.65	15.41	14.89	14.90	14.71	14.65		
		Cumulative time (s)	148.82	136.40	120.89	105.45	90.21	74.56	59.15	44.26	29.36	14.65	2:28.82	
		Speed (m/s)	14.49	12.89	12.95	13.12	12.78	12.98	13.43	13.42	13.60	13.65	13.30	
		Stride length (m)	6.26	6.05	6.19	6.21	6.08	6.04	6.13	6.09	6.11	6.06	6.12	
		Stride duration (s)	0.432	0.469	0.478	0.473	0.475	0.466	0.456	0.454	0.449	0.444	0.460	
		Stride efficiency (%)	61.31	57.25	59.85	60.22	57.70	57.09	58.72	57.98	58.34	57.41	58.54	
		Stride count	28.74	33.04	32.32	32.22	32.91	33.09	32.63	32.83	32.73	33.00	323.51	

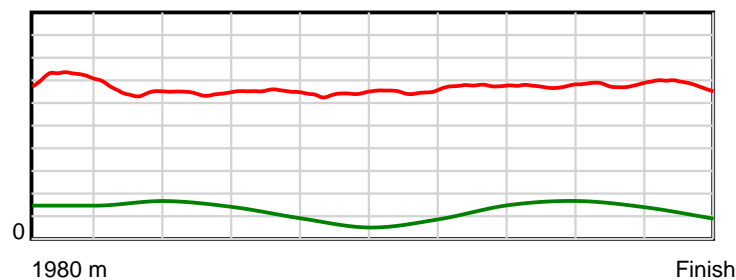
10 m Stride length



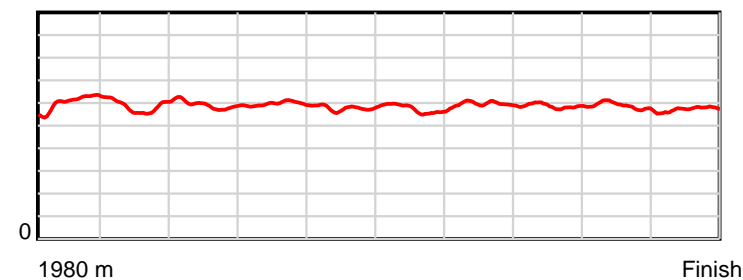
0.6 s Stride duration



20 m/sec Speed



100 % Stride efficiency



Note: Horizontal distance axis grid lines are 200m furlongs.

Disclaimer.

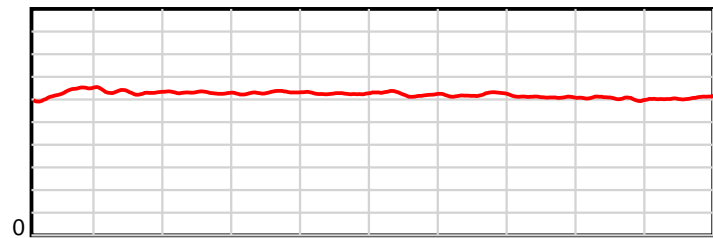
HRNZ and NZMTC and Thoroughbred Ratings Pty Ltd accepts no responsibility for the completeness or accuracy of any of the information contained herein, and makes no representations about its suitability for any particular purpose. Users should make their own judgements about those matters and/or seek independent advice. You assume all risks associated with use of the data provided on this page.

Race Results

April 20, 2023, Race 7, THE ULTIMATE RACEBOOK- WWW.THE URB.CO.NZ MOBILE TROT, Distance 1980m, Addington - Survey 1980m

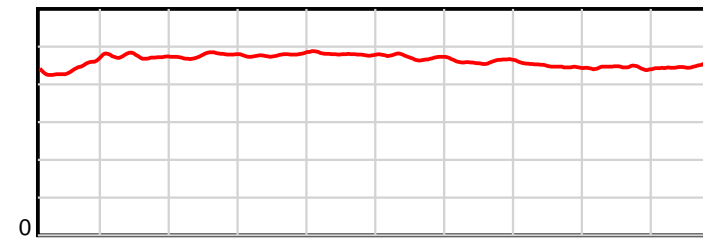
Result	TAB no.	Horse (Barrier)	1980 to	1800m to	1600m to	1400m to	1200m to	1000m to	800m to	600m to	400m to	200m to	Total or	Margin
6th	4	Son Of Patrick (4)	1800m	1600m	1400m	1200m	1000m	800m	600m	400m	200m	WP	Average	
		Position in running (margin)	-	3(1.8)	3(2.5)	2(1.1)	2(0.7)	2(0.9)	2(1.3)	2(1.0)	2(0.6)	2(1.1)		5.10
		Sectional time (s)	12.81	15.23	15.32	15.15	15.60	15.48	14.84	14.87	14.79	14.84		
		Cumulative time (s)	148.93	136.12	120.89	105.57	90.42	74.82	59.34	44.50	29.63	14.84	2:28.93	
		Speed (m/s)	14.05	13.13	13.05	13.20	12.82	12.92	13.48	13.45	13.52	13.48	13.29	
		Stride length (m)	6.30	6.22	6.22	6.31	6.15	6.09	6.20	6.02	6.01	6.12	6.16	
		Stride duration (s)	0.444	0.474	0.477	0.478	0.480	0.471	0.460	0.448	0.445	0.454	0.464	
		Stride efficiency (%)	62.10	60.55	60.54	62.24	59.14	58.01	60.07	56.60	56.51	58.50	59.35	
		Stride count	28.55	32.13	32.13	31.69	32.51	32.83	32.26	33.23	33.26	32.69	321.28	

10 m Stride length



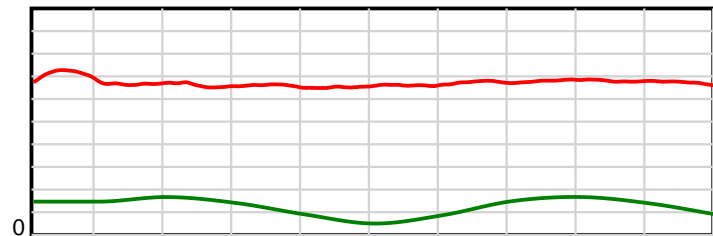
1980 m Finish

0.6 s Stride duration



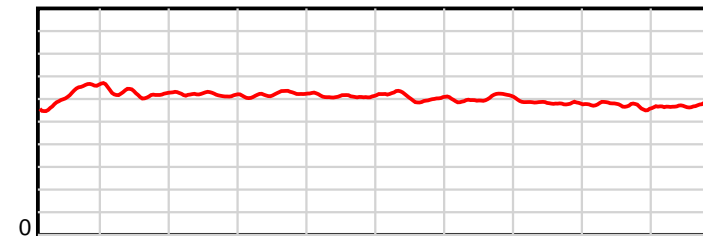
1980 m Finish

20 m/sec Speed



1980 m Finish

100 % Stride efficiency



1980 m Finish

Note: Horizontal distance axis grid lines are 200m furlongs.

Disclaimer.

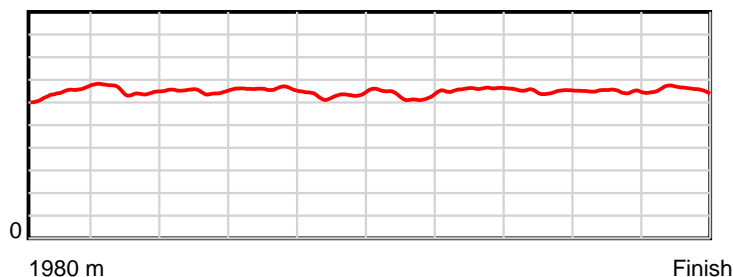
HRNZ and NZMTC and Thoroughbred Ratings Pty Ltd accepts no responsibility for the completeness or accuracy of any of the information contained herein, and makes no representations about its suitability for any particular purpose. Users should make their own judgements about those matters and/or seek independent advice. You assume all risks associated with use of the data provided on this page.

Race Results

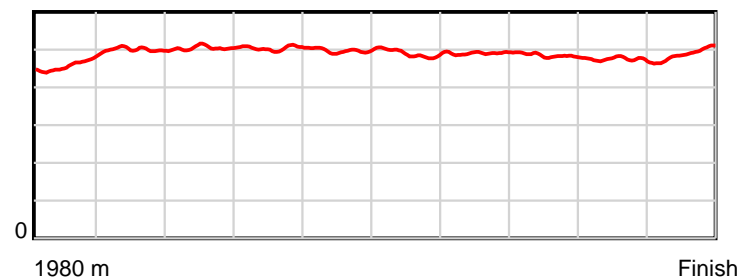
April 20, 2023, Race 7, THE ULTIMATE RACEBOOK- WWW.THE URB.CO.NZ MOBILE TROT, Distance 1980m, Addington - Survey 1980m

Result	TAB no.	Horse (Barrier)	1980 to	1800m to	1600m to	1400m to	1200m to	1000m to	800m to	600m to	400m to	200m to	Total or	Margin
7th	1	Rachmaninov (1)	1800m	1600m	1400m	1200m	1000m	800m	600m	400m	200m	WP	Average	
		Position in running (margin)	-	4(2.8)	4(4.3)	5(4.1)	5(4.0)	6(4.6)	6(5.2)	6(4.8)	5(4.7)	6(3.9)		7.80
		Sectional time (s)	13.02	15.37	15.50	15.21	15.67	15.50	14.82	14.93	14.56	14.87		
		Cumulative time (s)	149.45	136.43	121.06	105.56	90.35	74.68	59.18	44.36	29.43	14.87	2:29.45	
		Speed (m/s)	13.83	13.01	12.90	13.15	12.76	12.90	13.50	13.40	13.74	13.45	13.25	
		Stride length (m)	6.46	6.51	6.51	6.63	6.35	6.32	6.61	6.49	6.51	6.59	6.50	
		Stride duration (s)	0.459	0.500	0.504	0.504	0.497	0.490	0.490	0.484	0.474	0.490	0.490	
		Stride efficiency (%)	65.13	66.25	66.19	68.62	62.98	62.37	68.36	65.78	66.25	67.96	65.95	
		Stride count	27.88	30.72	30.73	30.18	31.50	31.66	30.24	30.83	30.72	30.33	304.79	

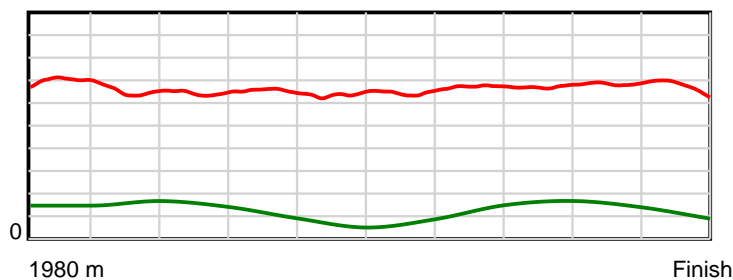
10 m Stride length



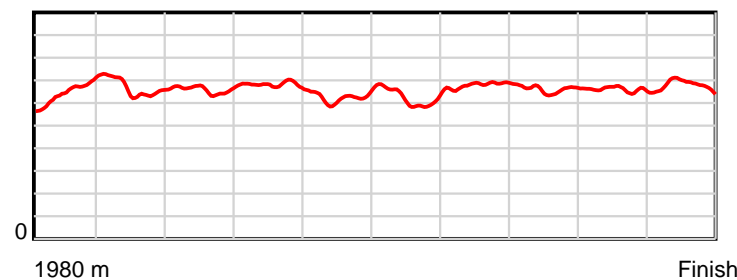
0.6 s Stride duration



20 m/sec Speed



100 % Stride efficiency



Note: Horizontal distance axis grid lines are 200m furlongs.

Disclaimer.

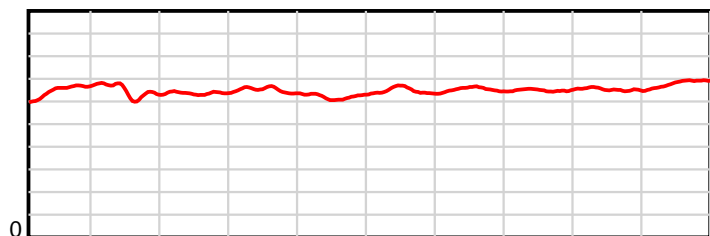
HRNZ and NZMTC and Thoroughbred Ratings Pty Ltd accepts no responsibility for the completeness or accuracy of any of the information contained herein, and makes no representations about its suitability for any particular purpose. Users should make their own judgements about those matters and/or seek independent advice. You assume all risks associated with use of the data provided on this page.

Race Results

April 20, 2023, Race 8, FIRST DIRECT TAXIS MOBILE PACE, Distance 1980m, Addington - Survey 1980m

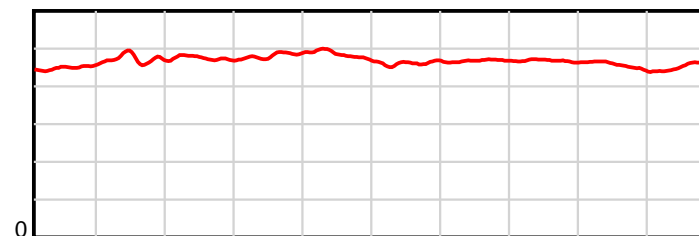
Result	TAB no.	Horse (Barrier)	1980 to	1800m to	1600m to	1400m to	1200m to	1000m to	800m to	600m to	400m to	200m to	Total or	Margin
1st	11	Triple G (11)	1800m	1600m	1400m	1200m	1000m	800m	600m	400m	200m	WP	Average	
		Position in running (margin)	-	9(4.1)	8(7.3)	9(11.2)	8(9.1)	7(7.1)	2(1.5)	2(0.4)	2(1.3)	1(0.0)		0.00
		Sectional time (s)	12.79	15.06	15.17	15.02	15.74	14.70	14.25	14.70	14.03	13.65		
		Cumulative time (s)	145.11	132.32	117.26	102.09	87.07	71.33	56.63	42.38	27.68	13.65	2:25.11	
		Speed (m/s)	14.07	13.28	13.18	13.32	12.71	13.61	14.04	13.61	14.26	14.65	13.64	
		Stride length (m)	6.53	6.28	6.27	6.43	6.13	6.27	6.57	6.36	6.45	6.78	6.40	
		Stride duration (s)	0.450	0.472	0.475	0.483	0.482	0.461	0.468	0.467	0.453	0.463	0.469	
		Stride efficiency (%)	66.62	61.53	61.36	64.67	58.64	61.50	67.40	63.17	64.99	71.82	64.00	
		Stride count	27.57	31.87	31.92	31.09	32.65	31.88	30.45	31.46	31.01	29.50	309.40	

10 m Stride length



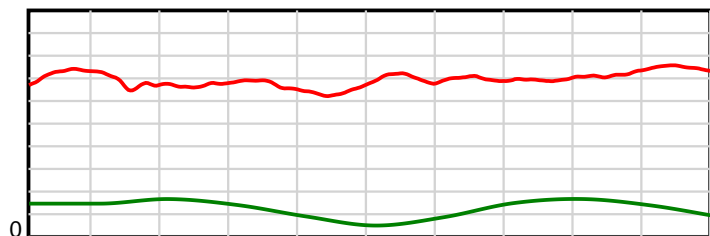
1980 m Finish

0.6 s Stride duration



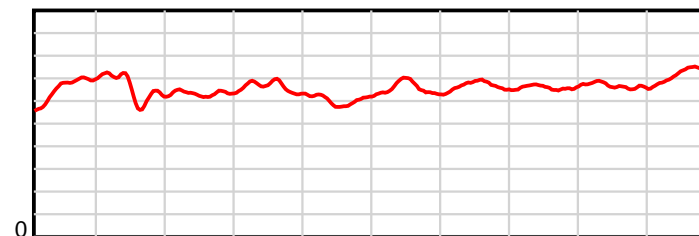
1980 m Finish

20 m/sec Speed



1980 m Finish

100 % Stride efficiency



1980 m Finish

Note: Horizontal distance axis grid lines are 200m furlongs.

Disclaimer.

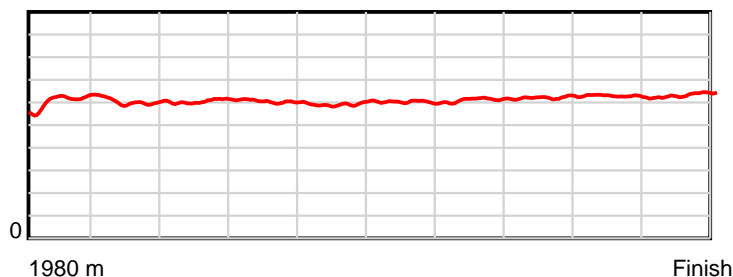
HRNZ and NZMTC and Thoroughbred Ratings Pty Ltd accepts no responsibility for the completeness or accuracy of any of the information contained herein, and makes no representations about its suitability for any particular purpose. Users should make their own judgements about those matters and/or seek independent advice. You assume all risks associated with use of the data provided on this page.

Race Results

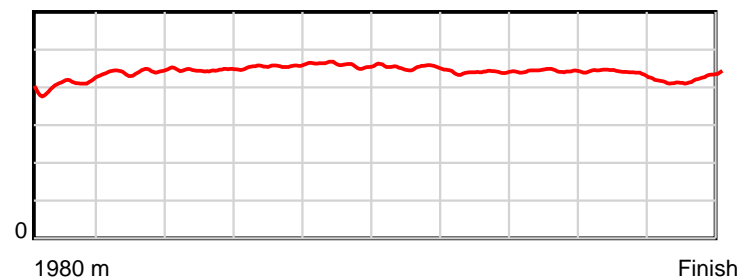
April 20, 2023, Race 8, FIRST DIRECT TAXIS MOBILE PACE, Distance 1980m, Addington - Survey 1980m

Result	TAB no.	Horse (Barrier)	1980 to	1800m to	1600m to	1400m to	1200m to	1000m to	800m to	600m to	400m to	200m to	Total or	Margin
2nd	5	Aeronaut (5)	1800m	1600m	1400m	1200m	1000m	800m	600m	400m	200m	WP	Average	
		Position in running (margin)	-	1(0.0)	5(2.9)	5(6.0)	4(4.7)	3(3.3)	4(2.5)	5(2.7)	5(3.3)	5(2.7)		1.50
		Sectional time (s)	12.11	14.99	15.05	15.15	15.83	15.50	14.47	14.65	14.16	13.48		
		Cumulative time (s)	145.39	133.28	118.29	103.24	88.09	72.26	56.76	42.29	27.64	13.48	2:25.39	
		Speed (m/s)	14.86	13.34	13.29	13.20	12.63	12.90	13.82	13.65	14.12	14.84	13.62	
		Stride length (m)	6.07	5.89	5.93	6.02	5.81	5.84	6.07	6.05	6.19	6.28	6.01	
		Stride duration (s)	0.408	0.442	0.446	0.456	0.460	0.452	0.439	0.443	0.438	0.424	0.441	
		Stride efficiency (%)	57.50	54.19	54.91	56.65	52.75	53.21	57.65	57.20	59.79	61.70	56.45	
		Stride count	29.67	33.96	33.74	33.22	34.42	34.28	32.93	33.06	32.33	31.83	329.44	

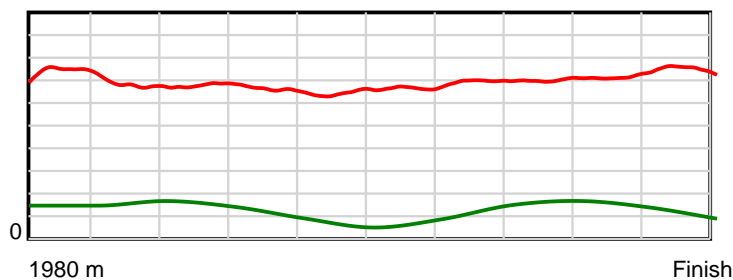
10 m Stride length



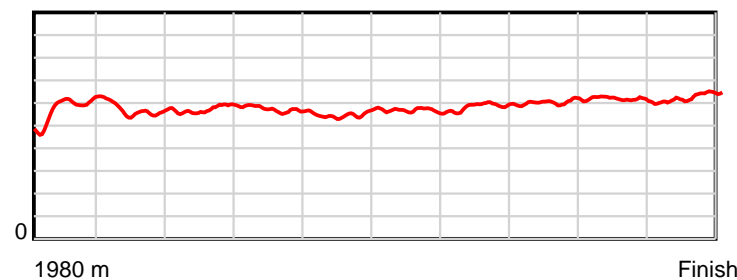
0.6 s Stride duration



20 m/sec Speed



100 % Stride efficiency



Note: Horizontal distance axis grid lines are 200m furlongs.

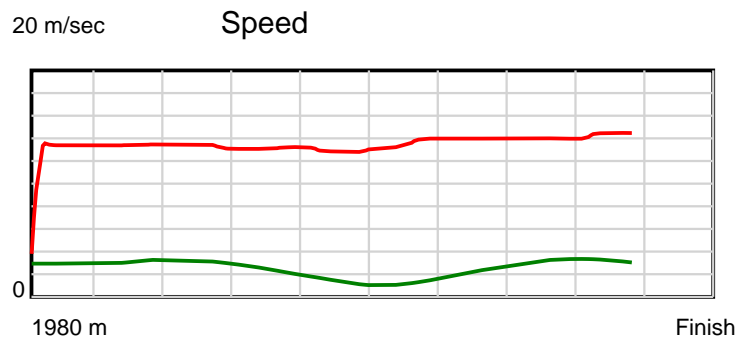
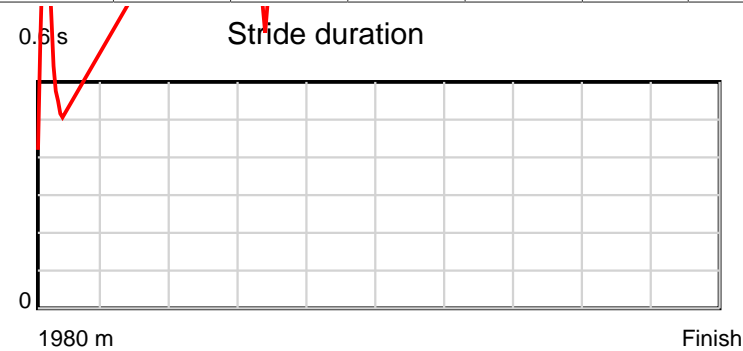
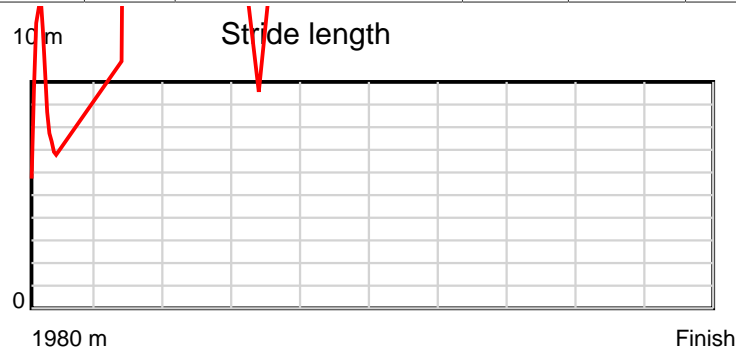
Disclaimer.

HRNZ and NZMTC and Thoroughbred Ratings Pty Ltd accepts no responsibility for the completeness or accuracy of any of the information contained herein, and makes no representations about its suitability for any particular purpose. Users should make their own judgements about those matters and/or seek independent advice. You assume all risks associated with use of the data provided on this page.

Race Results

April 20, 2023, Race 8, FIRST DIRECT TAXIS MOBILE PACE, Distance 1980m, Addington - Survey 1980m

Result	TAB no.	Horse (Barrier)	1980 to	1800m to	1600m to	1400m to	1200m to	1000m to	800m to	600m to	400m to	200m to	Total or	Margin
3rd	8	Here's Herbie (8)	1800m	1600m	1400m	1200m	1000m	800m	600m	400m	200m	WP	Average	
		Position in running (margin)	-	12(6.9)	11(9.6)	12(14.6)	12(13.1)	10(9.3)	5(3.5)	4(2.4)	4(3.1)	3(2.3)		1.70
		Sectional time (s)	13.28	14.97	15.35	15.11	15.44	14.68	14.25	14.66	14.12	13.57		
		Cumulative time (s)	145.43	132.15	117.18	101.83	86.72	71.28	56.60	42.35	27.69	13.57	2:25.43	
		Speed (m/s)	13.55	13.36	13.03	13.24	12.95	13.62	14.04	13.64	14.16	14.74	13.61	
		Stride length (m)	6.83	7.10	6.94	18.10	15.06	12.52	51.90	107.93	18.35	26.78	13.40	
		Stride duration (s)	0.496	0.531	0.533	1.367	1.163	0.919	3.698	7.914	1.296	1.817	0.985	
		Stride efficiency (%)	72.83	78.80	75.27	511.87	354.35	245.09	4208.55	18202.04	525.90	1120.86	280.75	
		Stride count	26.37	28.16	28.82	11.05	13.28	15.97	3.85	1.85	10.90	7.47	147.72	



Note: Horizontal distance axis grid lines are 200m furlongs.

Disclaimer.

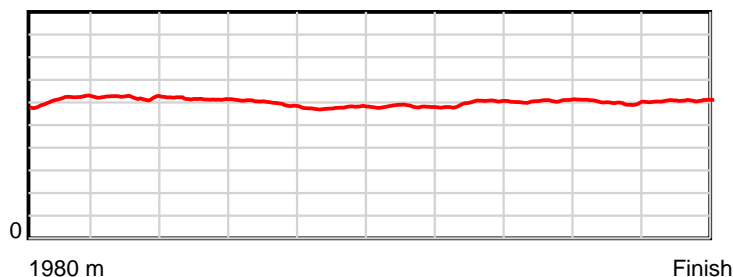
HRNZ and NZMTC and Thoroughbred Ratings Pty Ltd accepts no responsibility for the completeness or accuracy of any of the information contained herein, and makes no representations about its suitability for any particular purpose. Users should make their own judgements about those matters and/or seek independent advice. You assume all risks associated with use of the data provided on this page.

Race Results

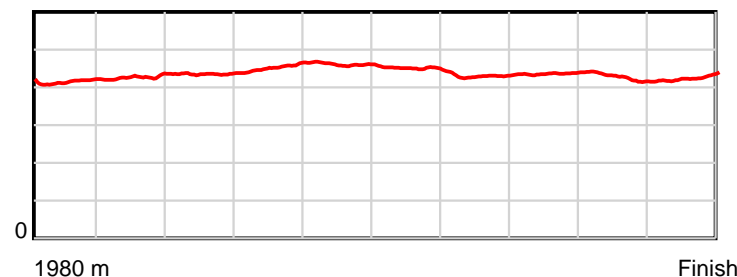
April 20, 2023, Race 8, FIRST DIRECT TAXIS MOBILE PACE, Distance 1980m, Addington - Survey 1980m

Result	TAB no.	Horse (Barrier)	1980 to	1800m to	1600m to	1400m to	1200m to	1000m to	800m to	600m to	400m to	200m to	Total or	Margin
4th	9	Dancing Desire (9)	1800m	1600m	1400m	1200m	1000m	800m	600m	400m	200m	WP	Average	
		Position in running (margin)	-	4(1.2)	1(0.0)	1(0.0)	1(0.0)	1(0.0)	1(0.0)	1(0.0)	1(0.0)	2(0.2)		2.80
		Sectional time (s)	12.39	14.31	14.52	15.37	16.07	15.64	14.43	14.55	14.28	14.09		
		Cumulative time (s)	145.65	133.26	118.95	104.43	89.06	72.99	57.35	42.92	28.37	14.09	2:25.65	
		Speed (m/s)	14.52	13.98	13.77	13.01	12.45	12.79	13.86	13.75	14.01	14.19	13.59	
		Stride length (m)	6.08	5.96	5.99	5.90	5.74	5.76	5.96	6.00	5.96	6.05	5.94	
		Stride duration (s)	0.414	0.427	0.435	0.454	0.461	0.450	0.430	0.436	0.426	0.426	0.437	
		Stride efficiency (%)	57.80	55.51	56.09	54.45	51.43	51.79	55.45	56.25	55.57	57.18	55.07	
		Stride count	29.60	33.56	33.38	33.88	34.86	34.74	33.57	33.34	33.54	33.06	333.53	

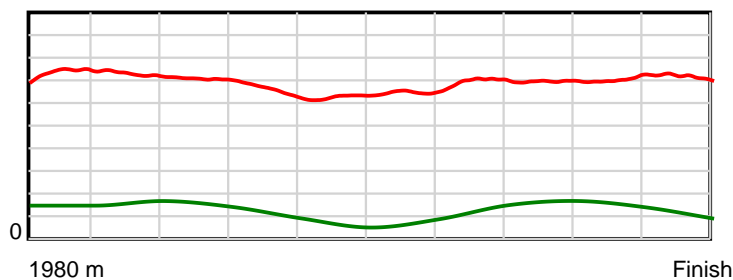
10 m Stride length



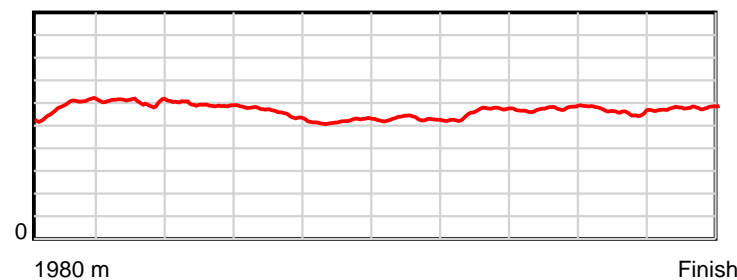
0.6 s Stride duration



20 m/sec Speed



100 % Stride efficiency



Note: Horizontal distance axis grid lines are 200m furlongs.

Disclaimer.

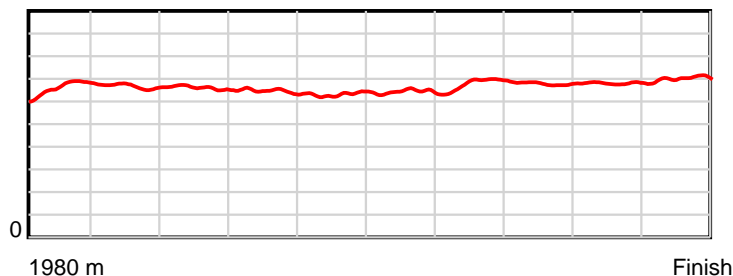
HRNZ and NZMTC and Thoroughbred Ratings Pty Ltd accepts no responsibility for the completeness or accuracy of any of the information contained herein, and makes no representations about its suitability for any particular purpose. Users should make their own judgements about those matters and/or seek independent advice. You assume all risks associated with use of the data provided on this page.

Race Results

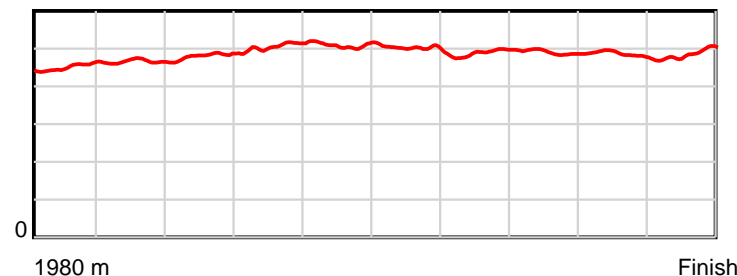
April 20, 2023, Race 8, FIRST DIRECT TAXIS MOBILE PACE, Distance 1980m, Addington - Survey 1980m

Result	TAB no.	Horse (Barrier)	1980 to	1800m to	1600m to	1400m to	1200m to	1000m to	800m to	600m to	400m to	200m to	Total or	Margin
5th	7	No Terror (7)	1800m	1600m	1400m	1200m	1000m	800m	600m	400m	200m	WP	Average	
		Position in running (margin)	-	3(0.8)	3(0.3)	2(1.4)	2(3.1)	2(2.4)	3(2.0)	3(1.7)	3(2.6)	4(2.5)		4.70
		Sectional time (s)	12.22	14.44	14.70	15.66	15.95	15.57	14.39	14.71	14.24	14.13		
		Cumulative time (s)	146.01	133.79	119.35	104.65	88.99	73.04	57.47	43.08	28.37	14.13	2:26.01	
		Speed (m/s)	14.72	13.85	13.61	12.77	12.54	12.85	13.90	13.60	14.04	14.15	13.56	
		Stride length (m)	6.65	6.45	6.55	6.48	6.39	6.44	6.79	6.66	6.81	6.89	6.61	
		Stride duration (s)	0.452	0.466	0.481	0.507	0.509	0.501	0.489	0.490	0.485	0.487	0.487	
		Stride efficiency (%)	69.04	65.02	66.95	65.59	63.76	64.73	72.12	69.30	72.51	74.29	68.19	
		Stride count	27.08	31.00	30.55	30.87	31.31	31.08	29.44	30.03	29.36	29.01	299.73	

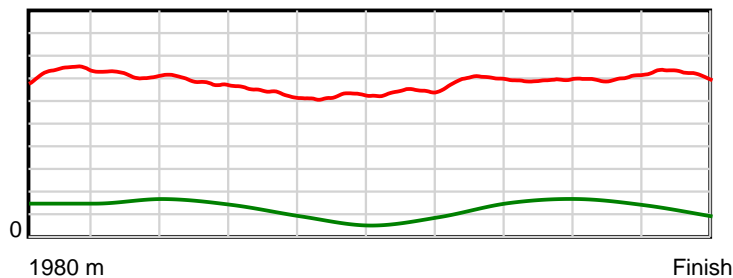
10 m Stride length



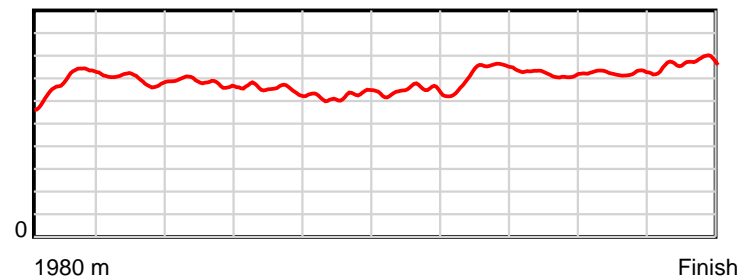
0.6 s Stride duration



20 m/sec Speed



100 % Stride efficiency



Note: Horizontal distance axis grid lines are 200m furlongs.

Disclaimer.

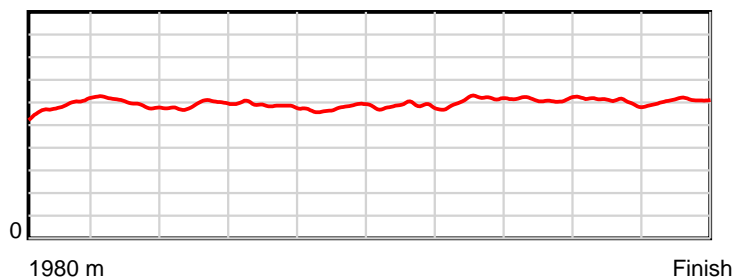
HRNZ and NZMTC and Thoroughbred Ratings Pty Ltd accepts no responsibility for the completeness or accuracy of any of the information contained herein, and makes no representations about its suitability for any particular purpose. Users should make their own judgements about those matters and/or seek independent advice. You assume all risks associated with use of the data provided on this page.

Race Results

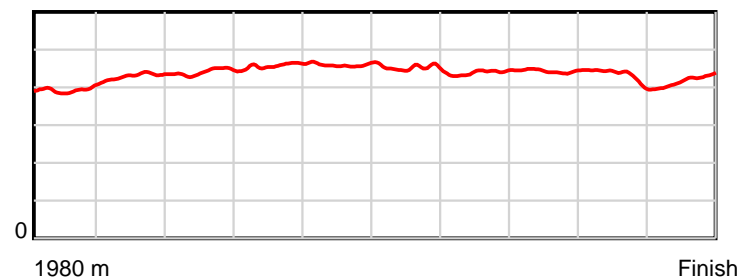
April 20, 2023, Race 8, FIRST DIRECT TAXIS MOBILE PACE, Distance 1980m, Addington - Survey 1980m

Result	TAB no.	Horse (Barrier)	1980 to	1800m to	1600m to	1400m to	1200m to	1000m to	800m to	600m to	400m to	200m to	Total or	Margin
6th	1	Topaz (1)	1800m	1600m	1400m	1200m	1000m	800m	600m	400m	200m	WP	Average	
		Position in running (margin)	-	2(0.3)	2(0.2)	3(2.5)	3(4.2)	4(4.3)	6(4.5)	7(4.2)	6(4.4)	6(4.0)		4.70
		Sectional time (s)	12.13	14.50	14.91	15.65	16.09	15.66	14.39	14.58	14.19	13.91		
		Cumulative time (s)	146.01	133.88	119.38	104.47	88.82	72.73	57.07	42.68	28.10	13.91	2:26.01	
		Speed (m/s)	14.83	13.79	13.41	12.78	12.43	12.77	13.90	13.72	14.09	14.38	13.56	
		Stride length (m)	5.88	5.93	5.91	5.84	5.71	5.77	6.09	6.08	6.07	6.03	5.93	
		Stride duration (s)	0.393	0.430	0.440	0.457	0.460	0.452	0.438	0.443	0.431	0.419	0.437	
		Stride efficiency (%)	54.00	55.03	54.54	53.33	51.02	52.11	57.99	57.73	57.65	56.80	54.96	
		Stride count	30.62	33.70	33.85	34.24	35.00	34.63	32.83	32.90	32.93	33.17	333.87	

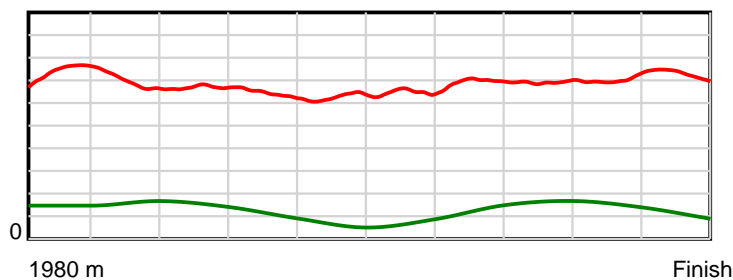
10 m Stride length



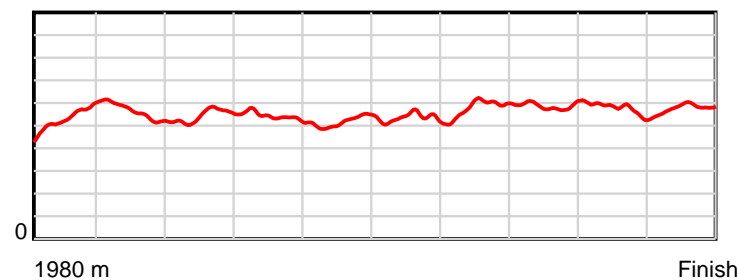
0.6 s Stride duration



20 m/sec Speed



100 % Stride efficiency



Note: Horizontal distance axis grid lines are 200m furlongs.

Disclaimer.

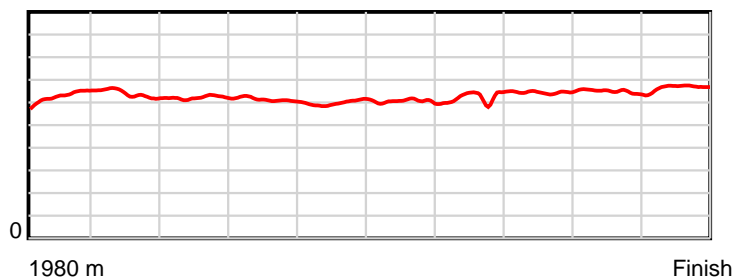
HRNZ and NZMTC and Thoroughbred Ratings Pty Ltd accepts no responsibility for the completeness or accuracy of any of the information contained herein, and makes no representations about its suitability for any particular purpose. Users should make their own judgements about those matters and/or seek independent advice. You assume all risks associated with use of the data provided on this page.

Race Results

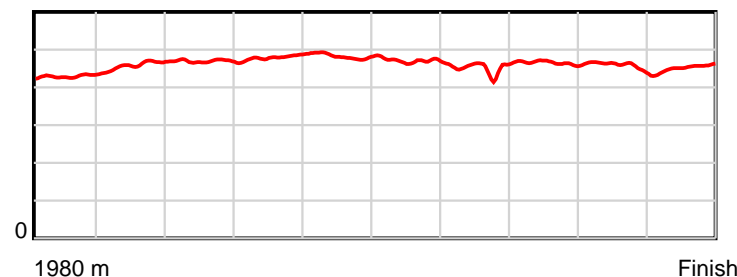
April 20, 2023, Race 8, FIRST DIRECT TAXIS MOBILE PACE, Distance 1980m, Addington - Survey 1980m

Result	TAB no.	Horse (Barrier)	1980 to	1800m to	1600m to	1400m to	1200m to	1000m to	800m to	600m to	400m to	200m to	Total or	Margin
7th	10	Arizonawildcat (10)	1800m	1600m	1400m	1200m	1000m	800m	600m	400m	200m	WP	Average	
		Position in running (margin)	-	7(3.1)	4(2.5)	4(5.2)	5(6.5)	6(5.7)	9(6.0)	9(6.0)	9(6.6)	8(6.1)		5.40
		Sectional time (s)	12.51	14.42	14.97	15.59	15.94	15.67	14.44	14.66	14.16	13.78		
		Cumulative time (s)	146.14	133.63	119.21	104.24	88.65	72.71	57.04	42.60	27.94	13.78	2:26.14	
		Speed (m/s)	14.38	13.87	13.36	12.83	12.55	12.76	13.85	13.64	14.12	14.51	13.55	
		Stride length (m)	6.35	6.37	6.27	6.15	6.06	6.01	6.25	6.34	6.46	6.59	6.28	
		Stride duration (s)	0.430	0.459	0.469	0.479	0.483	0.471	0.451	0.465	0.457	0.454	0.463	
		Stride efficiency (%)	63.05	63.33	61.44	59.10	57.33	56.38	61.06	62.85	65.20	67.82	61.60	
		Stride count	28.34	31.42	31.90	32.52	33.02	33.30	32.00	31.54	30.96	30.36	315.36	

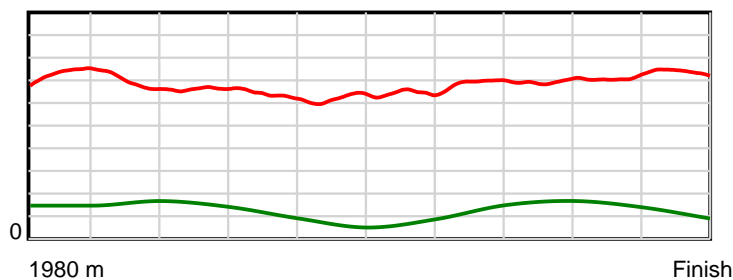
10 m Stride length



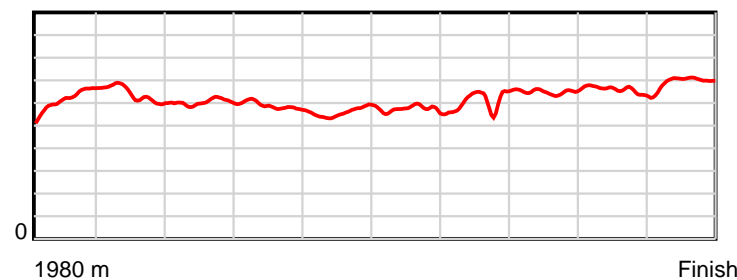
0.6 s Stride duration



20 m/sec Speed



100 % Stride efficiency



Note: Horizontal distance axis grid lines are 200m furlongs.

Disclaimer.

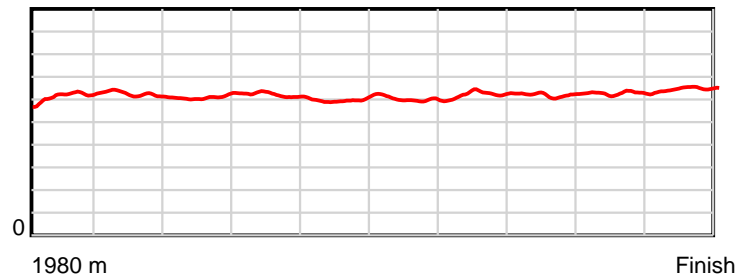
HRNZ and NZMTC and Thoroughbred Ratings Pty Ltd accepts no responsibility for the completeness or accuracy of any of the information contained herein, and makes no representations about its suitability for any particular purpose. Users should make their own judgements about those matters and/or seek independent advice. You assume all risks associated with use of the data provided on this page.

Race Results

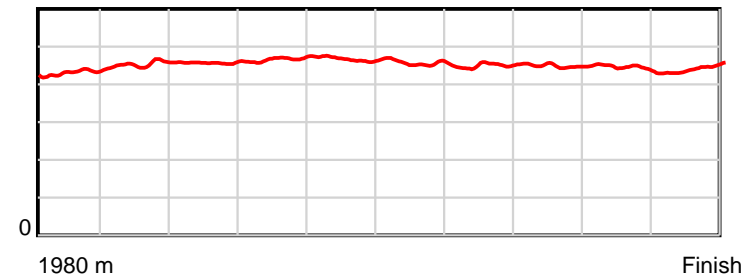
April 20, 2023, Race 8, FIRST DIRECT TAXIS MOBILE PACE, Distance 1980m, Addington - Survey 1980m

Result	TAB no.	Horse (Barrier)	1980 to	1800m to	1600m to	1400m to	1200m to	1000m to	800m to	600m to	400m to	200m to	Total or	Margin
8th	4	Manjimup (4)	1800m	1600m	1400m	1200m	1000m	800m	600m	400m	200m	WP	Average	
		Position in running (margin)	-	6(3.0)	7(5.1)	7(9.0)	6(6.7)	5(5.5)	7(4.6)	8(4.3)	8(5.5)	9(6.2)		6.00
		Sectional time (s)	12.63	14.87	15.17	14.99	15.87	15.48	14.39	14.75	14.36	13.74		
		Cumulative time (s)	146.25	133.62	118.75	103.58	88.59	72.72	57.24	42.85	28.10	13.74	2:26.25	
		Speed (m/s)	14.25	13.45	13.18	13.34	12.60	12.92	13.90	13.56	13.93	14.56	13.54	
		Stride length (m)	6.18	6.10	6.03	6.23	5.88	5.90	6.25	6.08	6.18	6.44	6.12	
		Stride duration (s)	0.431	0.453	0.457	0.467	0.467	0.457	0.449	0.449	0.444	0.443	0.452	
		Stride efficiency (%)	59.60	58.08	56.81	60.57	54.04	54.44	60.98	57.81	59.75	64.83	58.56	
		Stride count	29.15	32.81	33.17	32.12	34.01	33.88	32.02	32.88	32.34	31.05	323.43	

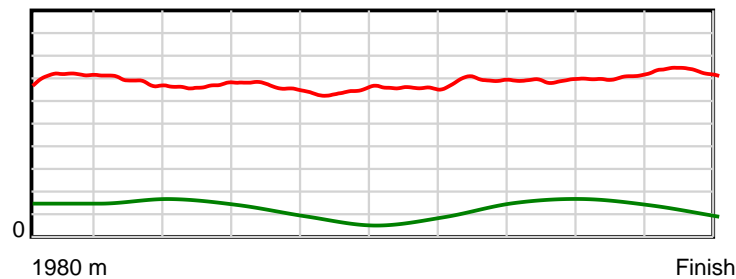
10 m Stride length



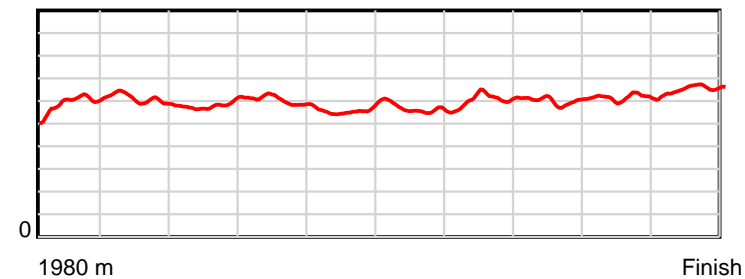
0.6 s Stride duration



20 m/sec Speed



100 % Stride efficiency



Note: Horizontal distance axis grid lines are 200m furlongs.

Disclaimer.

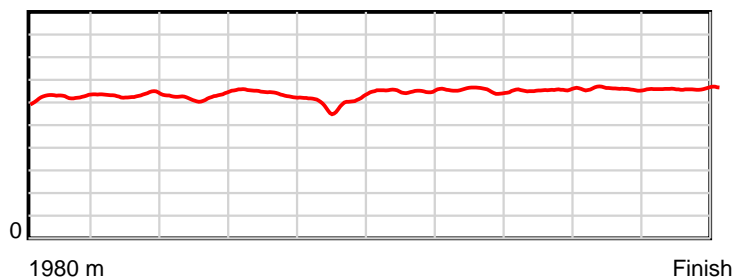
HRNZ and NZMTC and Thoroughbred Ratings Pty Ltd accepts no responsibility for the completeness or accuracy of any of the information contained herein, and makes no representations about its suitability for any particular purpose. Users should make their own judgements about those matters and/or seek independent advice. You assume all risks associated with use of the data provided on this page.

Race Results

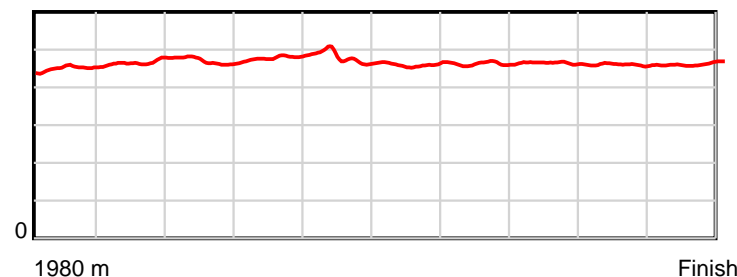
April 20, 2023, Race 8, FIRST DIRECT TAXIS MOBILE PACE, Distance 1980m, Addington - Survey 1980m

Result	TAB no.	Horse (Barrier)	1980 to	1800m to	1600m to	1400m to	1200m to	1000m to	800m to	600m to	400m to	200m to	Total or	Margin
9th	6	Santanna Mach (6)	1800m	1600m	1400m	1200m	1000m	800m	600m	400m	200m	WP	Average	
		Position in running (margin)	-	10(5.3)	12(9.8)	11(14.5)	11(12.7)	12(12.2)	8(5.3)	6(4.0)	7(5.5)	7(5.6)		7.10
		Sectional time (s)	12.97	15.26	15.31	15.07	15.98	14.48	14.22	14.81	14.27	14.08		
		Cumulative time (s)	146.45	133.48	118.22	102.91	87.84	71.86	57.38	43.16	28.35	14.08	2:26.45	
		Speed (m/s)	13.87	13.11	13.06	13.27	12.52	13.81	14.06	13.50	14.02	14.20	13.52	
		Stride length (m)	6.25	6.11	6.14	6.35	5.99	6.36	6.50	6.27	6.45	6.56	6.29	
		Stride duration (s)	0.451	0.466	0.470	0.479	0.479	0.460	0.462	0.464	0.460	0.462	0.466	
		Stride efficiency (%)	61.03	58.30	58.89	63.07	56.11	63.13	66.02	61.36	65.02	67.32	61.89	
		Stride count	28.80	32.74	32.58	31.48	33.38	31.47	30.77	31.92	31.00	30.47	314.61	

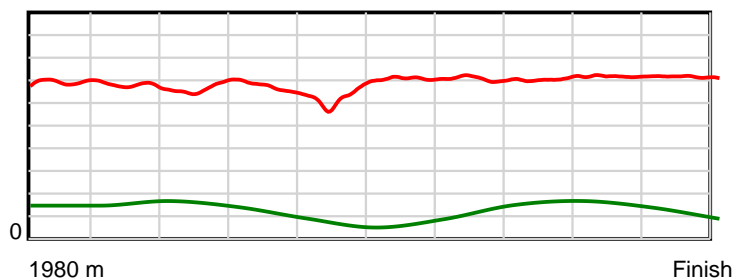
10 m Stride length



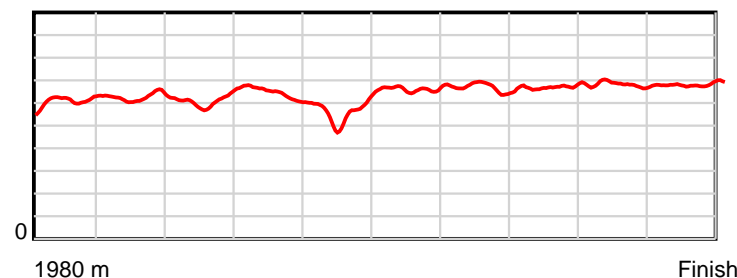
0.6 s Stride duration



20 m/sec Speed



100 % Stride efficiency



Note: Horizontal distance axis grid lines are 200m furlongs.

Disclaimer.

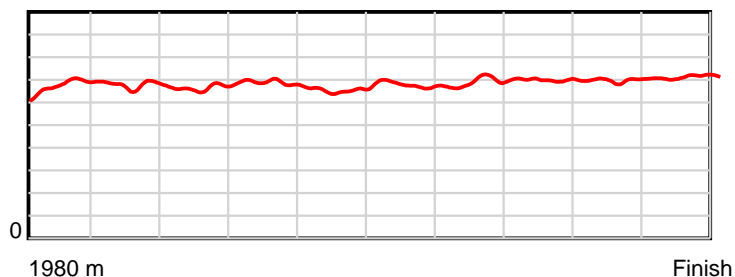
HRNZ and NZMTC and Thoroughbred Ratings Pty Ltd accepts no responsibility for the completeness or accuracy of any of the information contained herein, and makes no representations about its suitability for any particular purpose. Users should make their own judgements about those matters and/or seek independent advice. You assume all risks associated with use of the data provided on this page.

Race Results

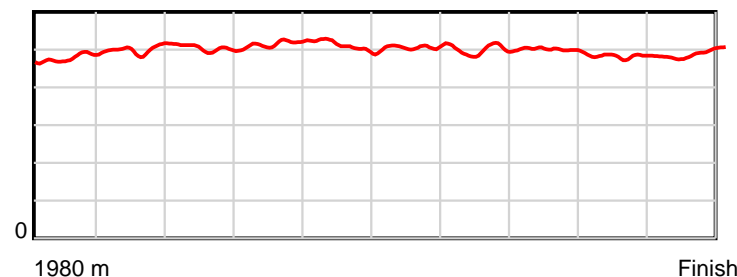
April 20, 2023, Race 8, FIRST DIRECT TAXIS MOBILE PACE, Distance 1980m, Addington - Survey 1980m

Result	TAB no.	Horse (Barrier)	1980 to	1800m to	1600m to	1400m to	1200m to	1000m to	800m to	600m to	400m to	200m to	Total or	Margin
10th	3	Franco Hoffman (3)	1800m	1600m	1400m	1200m	1000m	800m	600m	400m	200m	WP	Average	
		Position in running (margin)	-	8(3.9)	10(7.8)	10(12.9)	10(10.8)	9(8.7)	10(6.4)	10(6.1)	10(7.3)	10(7.3)		7.30
		Sectional time (s)	12.67	15.17	15.36	15.03	15.72	15.25	14.39	14.74	14.26	13.90		
		Cumulative time (s)	146.49	133.82	118.65	103.29	88.26	72.54	57.29	42.90	28.16	13.90	2:26.49	
		Speed (m/s)	14.20	13.18	13.02	13.31	12.72	13.11	13.90	13.57	14.03	14.39	13.52	
		Stride length (m)	6.79	6.61	6.56	6.88	6.48	6.66	6.92	6.77	6.77	7.07	6.75	
		Stride duration (s)	0.479	0.501	0.503	0.517	0.509	0.508	0.498	0.499	0.482	0.492	0.499	
		Stride efficiency (%)	72.13	68.30	67.16	73.95	65.55	69.27	74.80	71.53	71.53	78.22	71.10	
		Stride count	26.49	30.25	30.51	29.07	30.88	30.04	28.91	29.56	29.56	28.27	293.54	

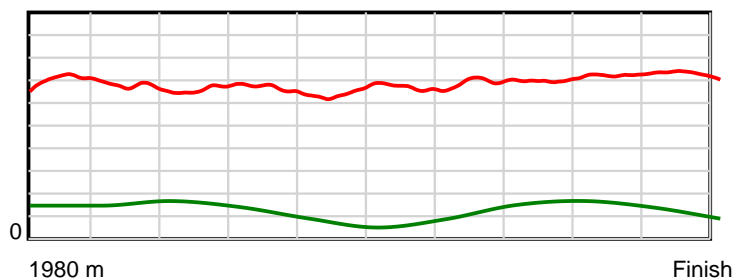
10 m Stride length



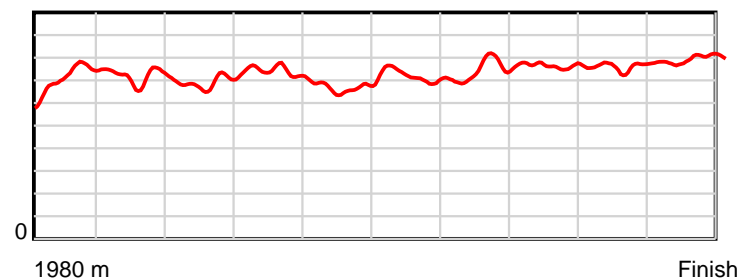
0.6 s Stride duration



20 m/sec Speed



100 % Stride efficiency



Note: Horizontal distance axis grid lines are 200m furlongs.

Disclaimer.

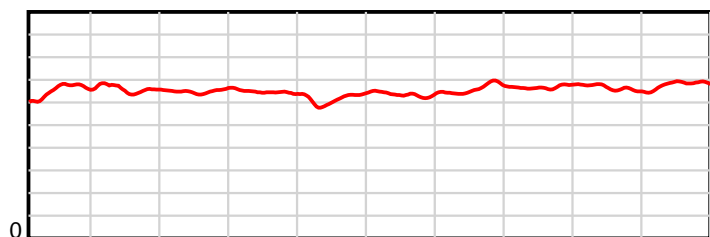
HRNZ and NZMTC and Thoroughbred Ratings Pty Ltd accepts no responsibility for the completeness or accuracy of any of the information contained herein, and makes no representations about its suitability for any particular purpose. Users should make their own judgements about those matters and/or seek independent advice. You assume all risks associated with use of the data provided on this page.

Race Results

April 20, 2023, Race 8, FIRST DIRECT TAXIS MOBILE PACE, Distance 1980m, Addington - Survey 1980m

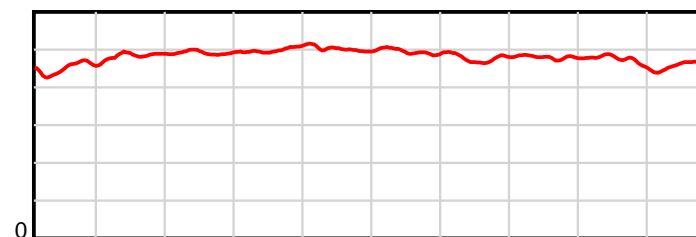
Result	TAB no.	Horse (Barrier)	1980 to	1800m to	1600m to	1400m to	1200m to	1000m to	800m to	600m to	400m to	200m to	Total or	Margin
11th	2	Ifyousayso (2)	1800m	1600m	1400m	1200m	1000m	800m	600m	400m	200m	WP	Average	
		Position in running (margin)	-	5(1.9)	6(4.7)	6(8.0)	7(8.5)	8(8.4)	11(8.1)	12(8.3)	12(8.2)	11(8.3)		7.70
		Sectional time (s)	12.47	14.98	15.07	15.46	16.05	15.59	14.47	14.54	14.26	13.68		
		Cumulative time (s)	146.57	134.10	119.12	104.05	88.59	72.54	56.95	42.48	27.94	13.68	2:26.57	
		Speed (m/s)	14.43	13.35	13.27	12.94	12.46	12.83	13.82	13.76	14.03	14.62	13.51	
		Stride length (m)	6.55	6.48	6.53	6.47	6.24	6.35	6.59	6.60	6.61	6.79	6.52	
		Stride duration (s)	0.451	0.485	0.492	0.500	0.501	0.495	0.477	0.480	0.472	0.464	0.483	
		Stride efficiency (%)	67.14	65.62	66.69	65.37	60.85	63.00	67.91	68.08	68.35	72.01	66.40	
		Stride count	27.46	30.86	30.62	30.92	32.05	31.50	30.34	30.30	30.24	29.46	303.75	

10 m Stride length



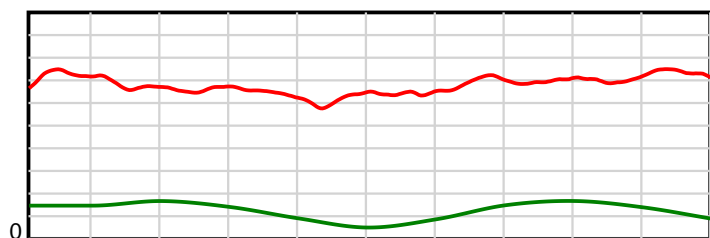
1980 m Finish

0.6 s Stride duration



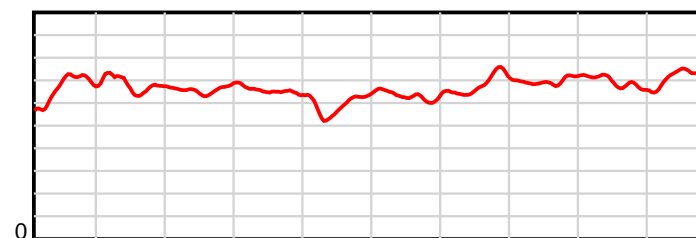
1980 m Finish

20 m/sec Speed



1980 m Finish

100 % Stride efficiency



1980 m Finish

Note: Horizontal distance axis grid lines are 200m furlongs.

Disclaimer.

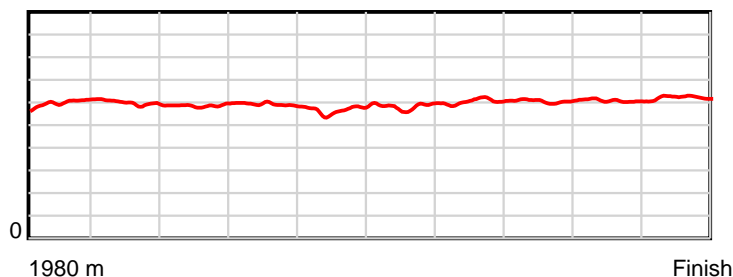
HRNZ and NZMTC and Thoroughbred Ratings Pty Ltd accepts no responsibility for the completeness or accuracy of any of the information contained herein, and makes no representations about its suitability for any particular purpose. Users should make their own judgements about those matters and/or seek independent advice. You assume all risks associated with use of the data provided on this page.

Race Results

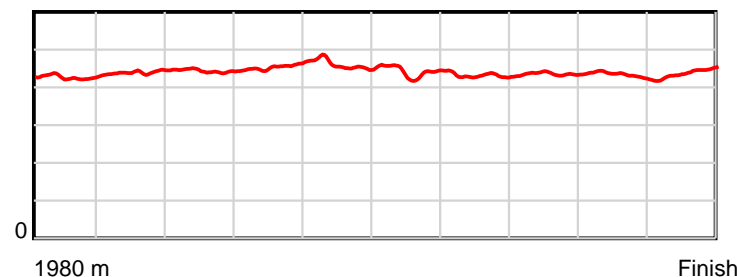
April 20, 2023, Race 8, FIRST DIRECT TAXIS MOBILE PACE, Distance 1980m, Addington - Survey 1980m

Result	TAB no.	Horse (Barrier)	1980 to	1800m to	1600m to	1400m to	1200m to	1000m to	800m to	600m to	400m to	200m to	Total or	Margin
12th	12	Doctor Tim (12)	1800m	1600m	1400m	1200m	1000m	800m	600m	400m	200m	WP	Average	
		Position in running (margin)	-	11(6.7)	9(7.4)	8(10.4)	9(10.1)	11(11.0)	12(9.0)	11(7.2)	11(7.6)	12(8.4)		10.00
		Sectional time (s)	13.34	14.63	15.03	15.31	16.22	15.30	14.14	14.62	14.39	14.03		
		Cumulative time (s)	147.01	133.67	119.04	104.01	88.70	72.48	57.18	43.04	28.42	14.03	2:27.01	
		Speed (m/s)	13.49	13.67	13.31	13.06	12.33	13.07	14.14	13.68	13.90	14.26	13.47	
		Stride length (m)	6.04	6.00	5.91	5.92	5.67	5.79	6.10	5.96	6.02	6.25	5.96	
		Stride duration (s)	0.427	0.439	0.444	0.453	0.460	0.443	0.431	0.435	0.433	0.439	0.443	
		Stride efficiency (%)	56.94	56.31	54.51	54.76	50.25	52.37	58.07	55.47	56.66	61.11	55.52	
		Stride count	29.82	33.32	33.86	33.78	35.27	34.55	32.81	33.57	33.21	31.98	332.17	

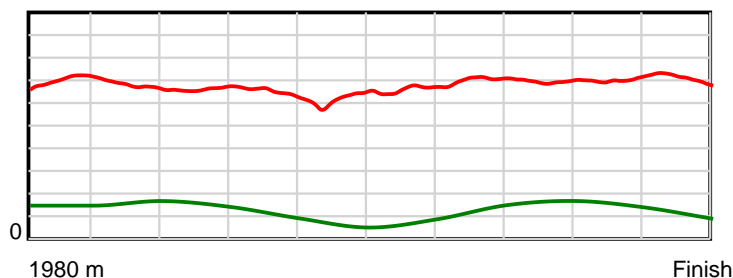
10 m Stride length



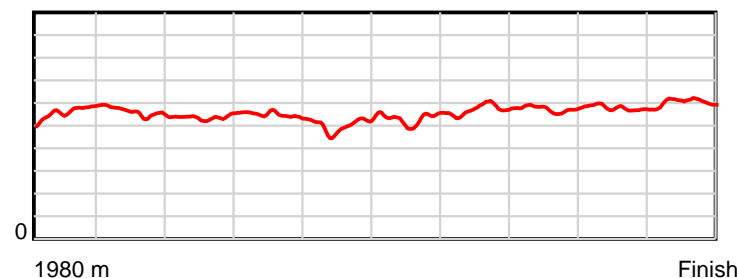
0.6 s Stride duration



20 m/sec Speed



100 % Stride efficiency



Note: Horizontal distance axis grid lines are 200m furlongs.

Disclaimer.

HRNZ and NZMTC and Thoroughbred Ratings Pty Ltd accepts no responsibility for the completeness or accuracy of any of the information contained herein, and makes no representations about its suitability for any particular purpose. Users should make their own judgements about those matters and/or seek independent advice. You assume all risks associated with use of the data provided on this page.