



## Race Results

NZ Metropolitan Trotting Club Inc, HRNZ, April 28, 2023

Compilation date: April 28, 2023, 5:39:44 PM (NZST)

Copyright © 2023 HRNZ and NZMTC. All rights reserved.

### Trademarks.

StrideMASTER is a registered trademark of Thoroughbred Ratings Pty Ltd.

### Disclaimer.

HRNZ and NZMTC and Thoroughbred Ratings Pty Ltd accepts no responsibility for the completeness or accuracy of any of the information contained herein, and makes no representations about its suitability for any particular purpose. Users should make their own judgements about those matters and/or seek independent advice. You assume all risks associated with use of the data provided on this page.



# Race Results



April 28, 2023, Race 7, , Distance 2600m, Addington - Survey 3200m

Result	TAB no.	Horse (Barrier)	2600 to	2400m to
1st	9	I Dream Of Jea... (5)	2400m	2200m
		Position in running (margin)	-	5(10.7)
		Sectional time (s)	19.25	15.54
		Cumulative time (s)	201.43	182.18
		Speed (m/s)	10.39	12.87
		Stride length (m)	6.06	6.31
		Stride duration (s)	0.456	0.490
		Stride efficiency (%)	57.29	62.14
		Stride count	33.03	31.72

## Disclaimer.

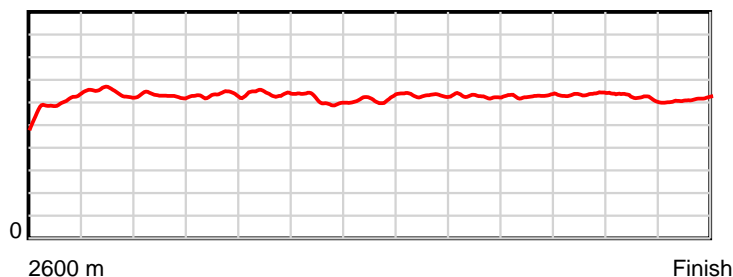
HRNZ and NZMTC and Thoroughbred Ratings Pty Ltd accepts no responsibility for the completeness or accuracy of any of the information contained herein, and makes no representations about its suitability for any particular purpose. Users should make their own judgements about those matters and/or seek independent advice. You assume all risks associated with use of the data provided on this page.

# Race Results

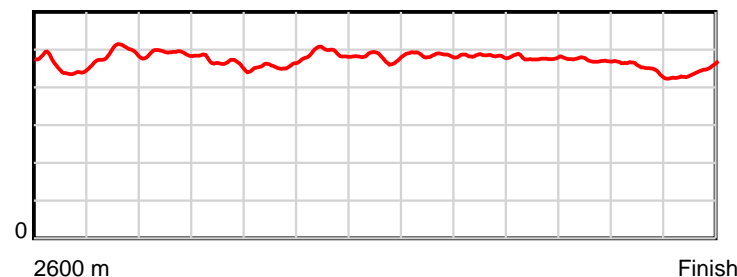
April 28, 2023, Race 7, , Distance 2600m, Addington - Survey 3200m

Result	TAB no.	Horse (Barrier)	2200m to	2000m to	1800m to	1600m to	1400m to	1200m to	1000m to	800m to	600m to	400m to	200m to	Total or	Margin
1st	9	I Dream Of Jea... (5)	2000m	1800m	1600m	1400m	1200m	1000m	800m	600m	400m	200m	WP	Average	
		Position in running (margin)	5(7.1)	5(4.6)	2(2.2)	1(0.0)	2(2.1)	3(2.3)	3(1.4)	3(1.8)	3(1.6)	3(2.1)	2(1.7)		0.00
		Sectional time (s)	15.93	14.67	14.40	16.06	15.53	15.48	15.61	15.16	14.94	14.35	14.51		
		Cumulative time (s)	166.64	150.71	136.04	121.64	105.58	90.05	74.57	58.96	43.80	28.86	14.51	3:21.43	
		Speed (m/s)	12.55	13.63	13.89	12.45	12.88	12.92	12.81	13.19	13.39	13.94	13.78	12.91	
		Stride length (m)	6.17	6.36	6.34	6.12	6.18	6.27	6.19	6.30	6.32	6.25	6.11	6.23	
		Stride duration (s)	0.491	0.466	0.457	0.491	0.480	0.486	0.484	0.477	0.472	0.449	0.443	0.482	
		Stride efficiency (%)	59.41	63.13	62.91	58.50	59.62	61.50	59.95	62.02	62.36	61.10	58.42	60.59	
		Stride count	32.44	31.47	31.52	32.69	32.38	31.88	32.29	31.75	31.66	31.99	32.71	417.53	

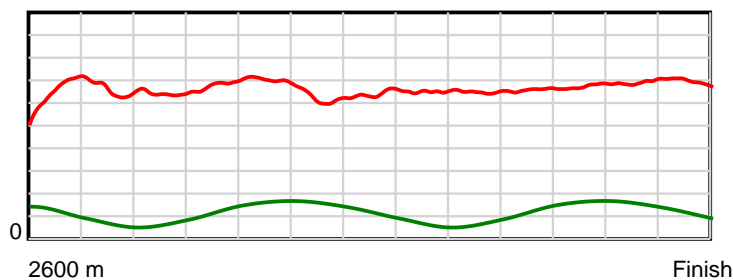
10 m Stride length



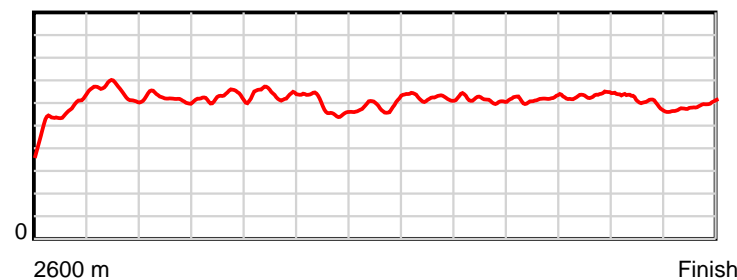
0.6 s Stride duration



20 m/sec Speed



100 % Stride efficiency



Note: Horizontal distance axis grid lines are 200m furlongs.

## Disclaimer.

HRNZ and NZMTC and Thoroughbred Ratings Pty Ltd accepts no responsibility for the completeness or accuracy of any of the information contained herein, and makes no representations about its suitability for any particular purpose. Users should make their own judgements about those matters and/or seek independent advice. You assume all risks associated with use of the data provided on this page.



# Race Results



April 28, 2023, Race 7, , Distance 2600m, Addington - Survey 3200m

Result	TAB no.	Horse (Barrier)	2600 to	2400m to
2nd	8	<b>Peregrine (4)</b>	<b>2400m</b>	<b>2200m</b>
		Position in running (margin)	-	7(14.5)
		Sectional time (s)	19.91	15.53
		Cumulative time (s)	201.58	181.67
		Speed (m/s)	10.04	12.88
		Stride length (m)	6.14	6.28
		Stride duration (s)	0.481	0.488
		Stride efficiency (%)	58.98	61.72
		Stride count	32.55	31.82

## Disclaimer.

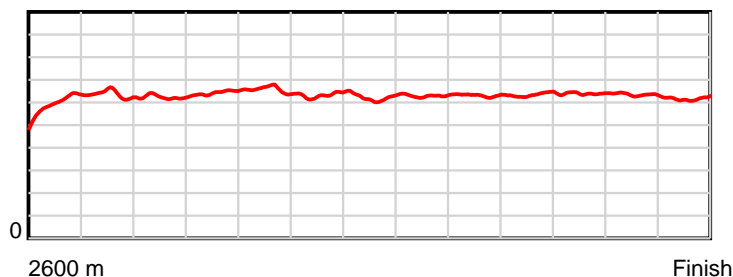
HRNZ and NZMTC and Thoroughbred Ratings Pty Ltd accepts no responsibility for the completeness or accuracy of any of the information contained herein, and makes no representations about its suitability for any particular purpose. Users should make their own judgements about those matters and/or seek independent advice. You assume all risks associated with use of the data provided on this page.

# Race Results

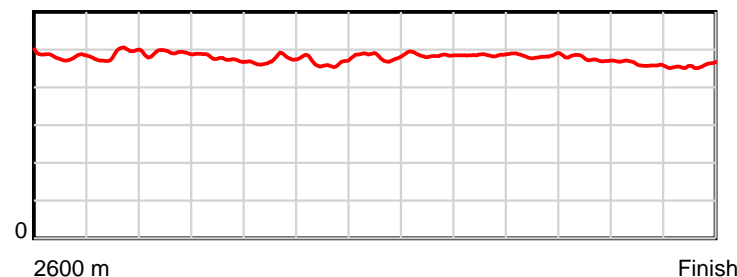
April 28, 2023, Race 7, , Distance 2600m, Addington - Survey 3200m

Result	TAB no.	Horse (Barrier)	2200m to	2000m to	1800m to	1600m to	1400m to	1200m to	1000m to	800m to	600m to	400m to	200m to	Total or	Margin
2nd	8	<b>Peregrine (4)</b>	<b>2000m</b>	<b>1800m</b>	<b>1600m</b>	<b>1400m</b>	<b>1200m</b>	<b>1000m</b>	<b>800m</b>	<b>600m</b>	<b>400m</b>	<b>200m</b>	<b>WP</b>	<b>Average</b>	
		Position in running (margin)	7(10.8)	7(8.9)	7(6.8)	4(5.4)	1(0.0)	1(0.0)	1(0.0)	1(0.0)	1(0.0)	1(0.0)	1(0.0)		0.80
		Sectional time (s)	16.02	14.72	14.54	14.80	15.51	15.62	15.55	15.19	14.86	14.42	14.91		
		Cumulative time (s)	166.14	150.12	135.40	120.86	106.06	90.55	74.93	59.38	44.19	29.33	14.91	3:21.58	
		Speed (m/s)	12.48	13.59	13.76	13.51	12.89	12.80	12.86	13.17	13.46	13.87	13.41	12.90	
		Stride length (m)	6.12	6.48	6.50	6.31	6.22	6.21	6.25	6.36	6.40	6.39	6.15	6.29	
		Stride duration (s)	0.491	0.477	0.473	0.467	0.482	0.485	0.486	0.483	0.475	0.461	0.458	0.488	
		Stride efficiency (%)	58.59	65.59	66.10	62.24	60.39	60.34	61.00	63.24	63.93	63.90	59.03	61.86	
		Stride count	32.66	30.87	30.75	31.69	32.17	32.19	32.01	31.44	31.27	31.28	32.54	413.24	

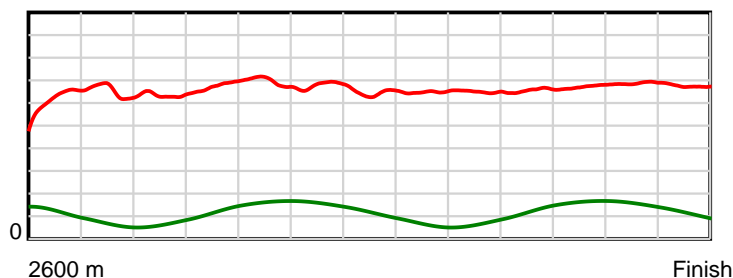
10 m Stride length



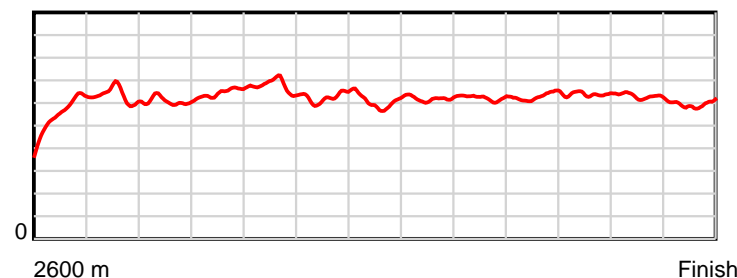
0.6 s Stride duration



20 m/sec Speed



100 % Stride efficiency



Note: Horizontal distance axis grid lines are 200m furlongs.

**Disclaimer.**

HRNZ and NZMTC and Thoroughbred Ratings Pty Ltd accepts no responsibility for the completeness or accuracy of any of the information contained herein, and makes no representations about its suitability for any particular purpose. Users should make their own judgements about those matters and/or seek independent advice. You assume all risks associated with use of the data provided on this page.



# Race Results



April 28, 2023, Race 7, , Distance 2600m, Addington - Survey 3200m

Result	TAB no.	Horse (Barrier)	2600 to	2400m to
3rd	5	<b>Bella Button (6)</b>	<b>2400m</b>	<b>2200m</b>
		Position in running (margin)	-	4(4.8)
		Sectional time (s)	18.17	16.17
		Cumulative time (s)	202.06	183.89
		Speed (m/s)	11.01	12.37
		Stride length (m)	5.62	5.97
		Stride duration (s)	0.470	0.483
		Stride efficiency (%)	49.40	55.76
		Stride count	35.57	33.48

## Disclaimer.

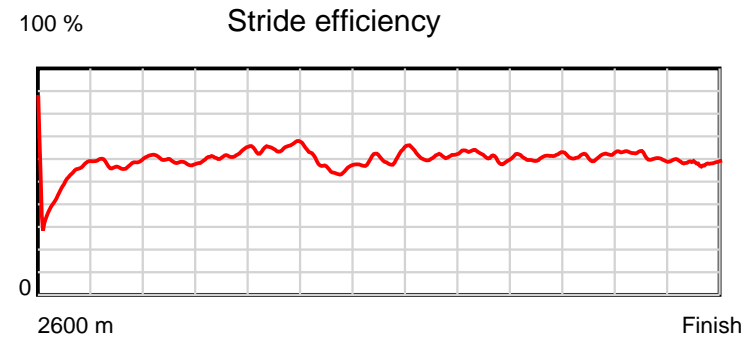
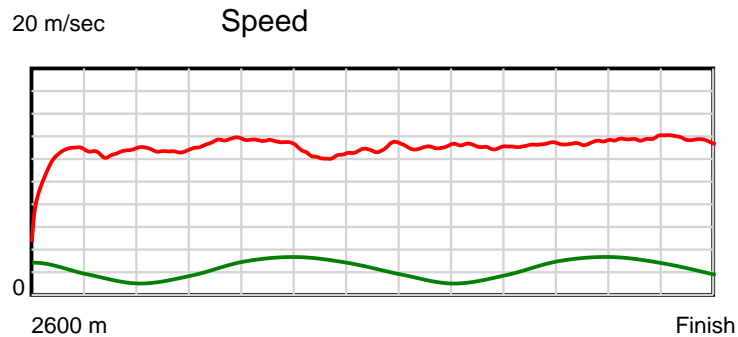
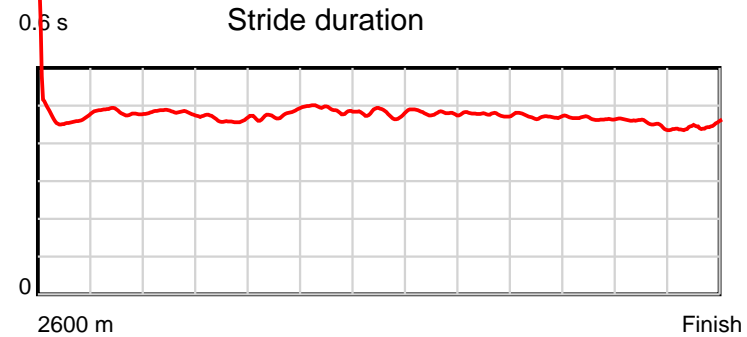
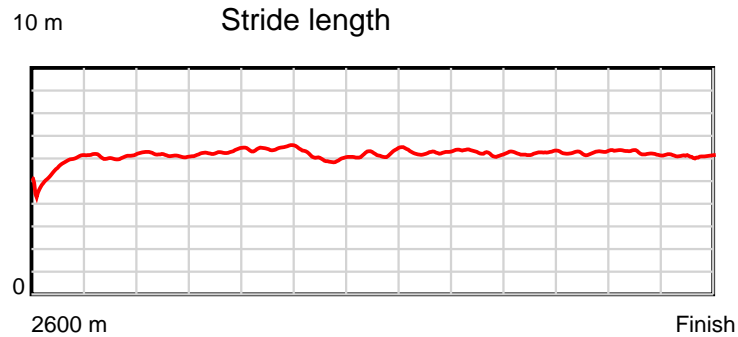
HRNZ and NZMTC and Thoroughbred Ratings Pty Ltd accepts no responsibility for the completeness or accuracy of any of the information contained herein, and makes no representations about its suitability for any particular purpose. Users should make their own judgements about those matters and/or seek independent advice. You assume all risks associated with use of the data provided on this page.



# Race Results

April 28, 2023, Race 7, , Distance 2600m, Addington - Survey 3200m

Result	TAB no.	Horse (Barrier)	2200m to	2000m to	1800m to	1600m to	1400m to	1200m to	1000m to	800m to	600m to	400m to	200m to	Total or	Margin
3rd	5	<b>Bella Button (6)</b>	<b>2000m</b>	<b>1800m</b>	<b>1600m</b>	<b>1400m</b>	<b>1200m</b>	<b>1000m</b>	<b>800m</b>	<b>600m</b>	<b>400m</b>	<b>200m</b>	<b>WP</b>	<b>Average</b>	
		Position in running (margin)	4(5.0)	3(2.0)	1(0.0)	2(0.7)	3(4.0)	4(4.0)	5(4.1)	5(3.8)	5(3.6)	5(4.0)	3(4.6)		3.30
		Sectional time (s)	15.84	14.75	14.88	16.25	15.51	15.64	15.50	15.16	14.92	14.52	14.75		
		Cumulative time (s)	167.72	151.88	137.13	122.25	106.00	90.49	74.85	59.35	44.19	29.27	14.75	3:22.06	
		Speed (m/s)	12.63	13.56	13.44	12.31	12.89	12.79	12.90	13.19	13.40	13.77	13.56	12.87	
		Stride length (m)	6.09	6.30	6.41	6.03	6.19	6.14	6.16	6.21	6.24	6.22	6.04	6.12	
		Stride duration (s)	0.483	0.464	0.477	0.490	0.480	0.480	0.477	0.471	0.466	0.452	0.445	0.476	
		Stride efficiency (%)	58.00	61.93	64.13	56.91	59.92	58.95	59.30	60.29	60.83	60.54	57.03	58.53	
		Stride count	32.83	31.77	31.22	33.14	32.30	32.56	32.47	32.20	32.05	32.13	33.10	424.82	



Note: Horizontal distance axis grid lines are 200m furlongs.

#### Disclaimer.

HRNZ and NZMTC and Thoroughbred Ratings Pty Ltd accepts no responsibility for the completeness or accuracy of any of the information contained herein, and makes no representations about its suitability for any particular purpose. Users should make their own judgements about those matters and/or seek independent advice. You assume all risks associated with use of the data provided on this page.



# Race Results



April 28, 2023, Race 7, , Distance 2600m, Addington - Survey 3200m

Result	TAB no.	Horse (Barrier)	2600 to	2400m to
4th	4	Musclynn (3)	2400m	2200m
		Position in running (margin)	-	3(4.4)
		Sectional time (s)	18.38	16.01
		Cumulative time (s)	202.81	184.43
		Speed (m/s)	10.88	12.49
		Stride length (m)	5.48	5.75
		Stride duration (s)	0.460	0.460
		Stride efficiency (%)	46.95	51.68
		Stride count	36.49	34.78

#### Disclaimer.

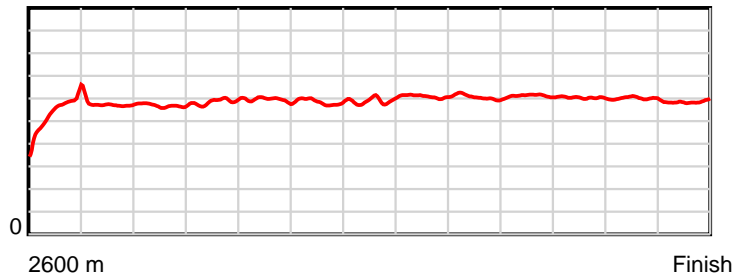
HRNZ and NZMTC and Thoroughbred Ratings Pty Ltd accepts no responsibility for the completeness or accuracy of any of the information contained herein, and makes no representations about its suitability for any particular purpose. Users should make their own judgements about those matters and/or seek independent advice. You assume all risks associated with use of the data provided on this page.

# Race Results

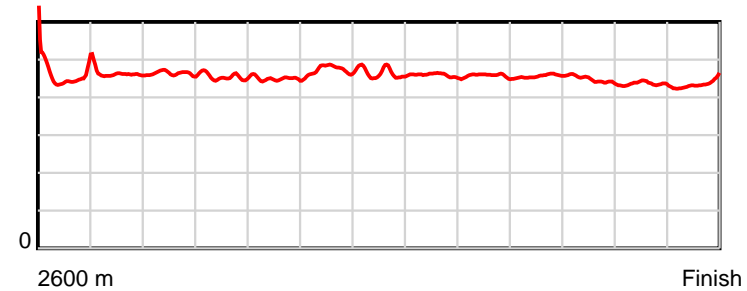
April 28, 2023, Race 7, , Distance 2600m, Addington - Survey 3200m

Result	TAB no.	Horse (Barrier)	2200m to	2000m to	1800m to	1600m to	1400m to	1200m to	1000m to	800m to	600m to	400m to	200m to	Total or	Margin
4th	4	Musclynn (3)	2000m	1800m	1600m	1400m	1200m	1000m	800m	600m	400m	200m	WP	Average	
		Position in running (margin)	3(3.6)	4(3.6)	6(5.8)	6(8.1)	7(10.3)	7(11.6)	7(8.9)	7(7.5)	7(5.8)	7(6.7)	6(7.1)		7.30
		Sectional time (s)	16.34	15.45	15.14	16.08	15.72	15.18	15.32	14.91	15.01	14.48	14.79		
		Cumulative time (s)	168.42	152.08	136.63	121.49	105.41	89.69	74.51	59.19	44.28	29.27	14.79	3:22.81	
		Speed (m/s)	12.24	12.94	13.21	12.44	12.72	13.18	13.05	13.41	13.32	13.81	13.52	12.82	
		Stride length (m)	5.68	5.89	5.93	5.88	5.92	6.04	5.98	6.12	5.96	6.01	5.91	5.88	
		Stride duration (s)	0.464	0.455	0.449	0.472	0.465	0.459	0.458	0.457	0.447	0.436	0.437	0.459	
		Stride efficiency (%)	50.33	54.21	55.04	53.97	54.83	57.09	55.79	58.60	55.43	56.53	54.58	54.11	
		Stride count	35.24	33.96	33.70	34.03	33.76	33.09	33.47	32.66	33.58	33.25	33.84	441.85	

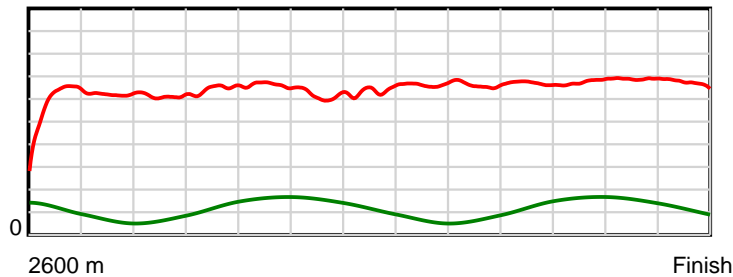
10 m Stride length



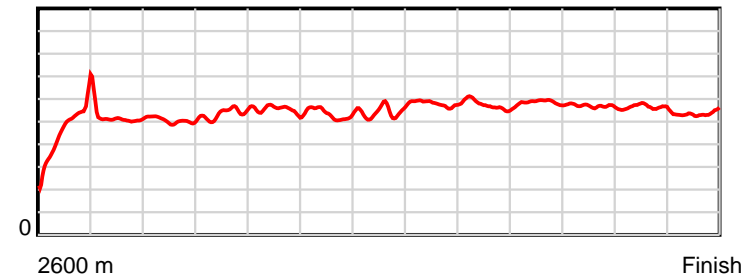
0.6 s Stride duration



20 m/sec Speed



100 % Stride efficiency



Note: Horizontal distance axis grid lines are 200m furlongs.

## Disclaimer.

HRNZ and NZMTC and Thoroughbred Ratings Pty Ltd accepts no responsibility for the completeness or accuracy of any of the information contained herein, and makes no representations about its suitability for any particular purpose. Users should make their own judgements about those matters and/or seek independent advice. You assume all risks associated with use of the data provided on this page.



# Race Results



April 28, 2023, Race 7, , Distance 2600m, Addington - Survey 3200m

Result	TAB no.	Horse (Barrier)	2600 to	2400m to
5th	2	<b>Madeleine Stow... (7)</b>	<b>2400m</b>	<b>2200m</b>
		Position in running (margin)	-	1(0.0)
		Sectional time (s)	17.33	16.15
		Cumulative time (s)	203.01	185.68
		Speed (m/s)	11.54	12.38
		Stride length (m)	5.03	5.45
		Stride duration (s)	0.439	0.440
		Stride efficiency (%)	39.55	46.41
		Stride count	39.75	36.70

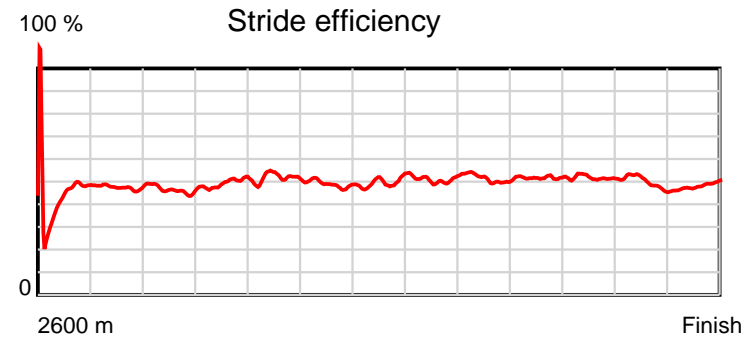
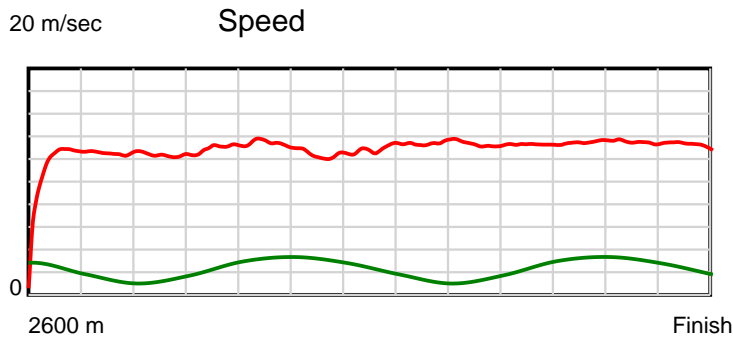
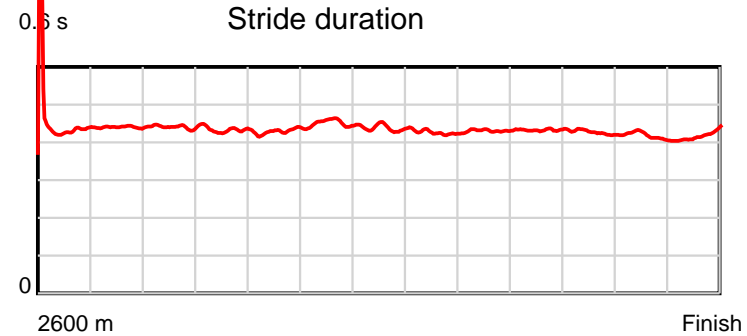
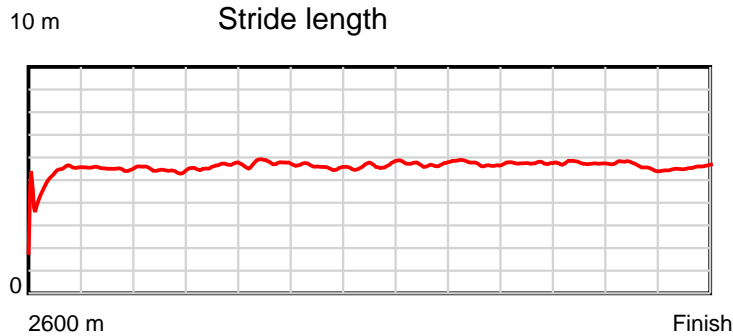
#### Disclaimer.

HRNZ and NZMTC and Thoroughbred Ratings Pty Ltd accepts no responsibility for the completeness or accuracy of any of the information contained herein, and makes no representations about its suitability for any particular purpose. Users should make their own judgements about those matters and/or seek independent advice. You assume all risks associated with use of the data provided on this page.

# Race Results

April 28, 2023, Race 7, , Distance 2600m, Addington - Survey 3200m

Result	TAB no.	Horse (Barrier)	2200m to	2000m to	1800m to	1600m to	1400m to	1200m to	1000m to	800m to	600m to	400m to	200m to	Total or	Margin
5th	2	Madeleine Stow... (7)	2000m	1800m	1600m	1400m	1200m	1000m	800m	600m	400m	200m	WP	Average	
		Position in running (margin)	1(0.0)	1(0.0)	3(2.5)	3(3.8)	5(6.2)	5(6.7)	4(4.0)	4(2.9)	4(2.0)	4(3.3)	5(6.9)		8.30
		Sectional time (s)	16.34	15.50	14.97	16.10	15.60	15.16	15.38	15.04	15.08	15.01	15.35		
		Cumulative time (s)	169.53	153.19	137.69	122.72	106.62	91.02	75.86	60.48	45.44	30.36	15.35	3:23.01	
		Speed (m/s)	12.24	12.90	13.36	12.42	12.82	13.19	13.00	13.30	13.26	13.32	13.03	12.81	
		Stride length (m)	5.39	5.60	5.73	5.60	5.62	5.63	5.60	5.76	5.65	5.56	5.47	5.54	
		Stride duration (s)	0.441	0.434	0.429	0.451	0.438	0.427	0.431	0.433	0.426	0.417	0.420	0.432	
		Stride efficiency (%)	45.47	48.97	51.33	48.96	49.33	49.46	49.02	51.77	49.85	48.26	46.84	47.94	
		Stride count	37.07	35.73	34.89	35.73	35.59	35.55	35.71	34.75	35.41	35.99	36.53	469.40	



Note: Horizontal distance axis grid lines are 200m furlongs.

#### Disclaimer.

HRNZ and NZMTC and Thoroughbred Ratings Pty Ltd accepts no responsibility for the completeness or accuracy of any of the information contained herein, and makes no representations about its suitability for any particular purpose. Users should make their own judgements about those matters and/or seek independent advice. You assume all risks associated with use of the data provided on this page.



# Race Results



April 28, 2023, Race 7, , Distance 2600m, Addington - Survey 3200m

Result	TAB no.	Horse (Barrier)	2600 to	2400m to
6th	1	Illegal Alien (1)	2400m	2200m
		Position in running (margin)	-	2(2.9)
		Sectional time (s)	17.89	15.92
		Cumulative time (s)	204.41	186.52
		Speed (m/s)	11.18	12.56
		Stride length (m)	5.07	5.94
		Stride duration (s)	0.455	0.472
		Stride efficiency (%)	40.19	55.05
		Stride count	39.44	33.70

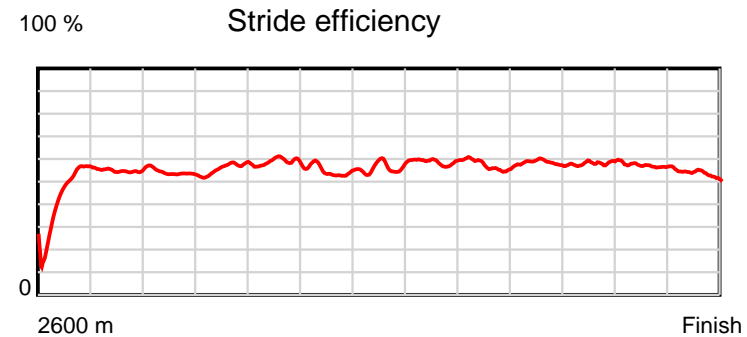
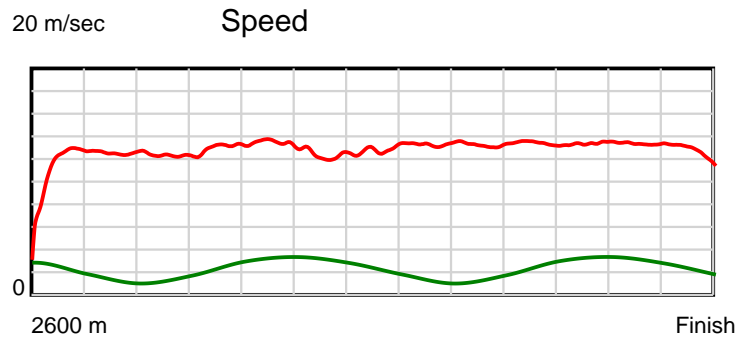
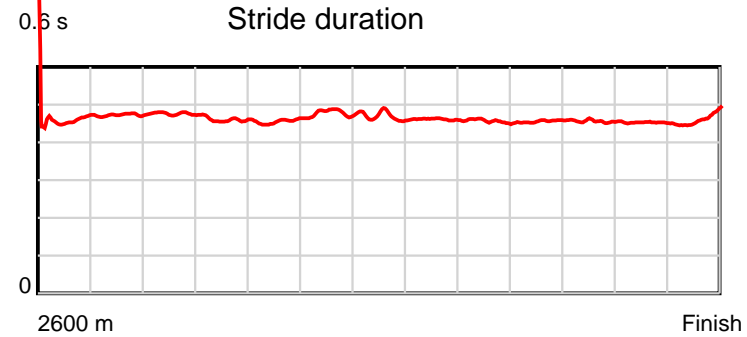
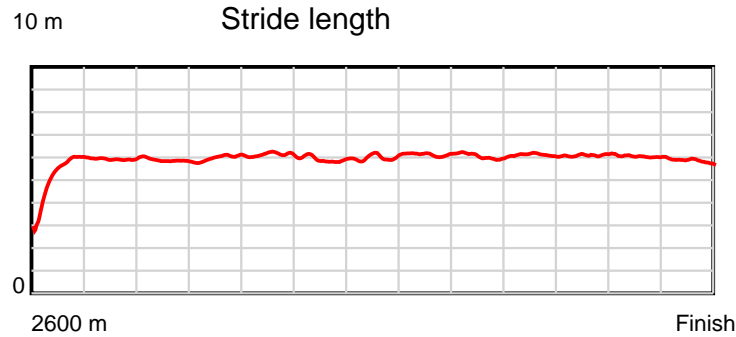
## Disclaimer.

HRNZ and NZMTC and Thoroughbred Ratings Pty Ltd accepts no responsibility for the completeness or accuracy of any of the information contained herein, and makes no representations about its suitability for any particular purpose. Users should make their own judgements about those matters and/or seek independent advice. You assume all risks associated with use of the data provided on this page.

# Race Results

April 28, 2023, Race 7, , Distance 2600m, Addington - Survey 3200m

Result	TAB no.	Horse (Barrier)	2200m to	2000m to	1800m to	1600m to	1400m to	1200m to	1000m to	800m to	600m to	400m to	200m to	Total or	Margin
6th	1	Illegal Alien (1)	2000m	1800m	1600m	1400m	1200m	1000m	800m	600m	400m	200m	WP	Average	
		Position in running (margin)	2(1.5)	2(1.4)	4(4.0)	5(5.8)	6(8.4)	6(9.6)	6(6.5)	6(5.3)	6(4.0)	6(6.5)	7(10.8)		15.70
		Sectional time (s)	16.32	15.52	15.06	16.12	15.71	15.10	15.36	14.97	15.27	15.13	16.04		
		Cumulative time (s)	170.60	154.28	138.76	123.70	107.58	91.87	76.77	61.41	46.44	31.17	16.04	3:24.41	
		Speed (m/s)	12.25	12.89	13.28	12.41	12.73	13.25	13.02	13.36	13.10	13.22	12.47	12.72	
		Stride length (m)	5.83	5.94	6.05	5.92	5.98	6.10	5.94	6.09	5.98	5.97	5.79	5.88	
		Stride duration (s)	0.476	0.461	0.456	0.477	0.470	0.461	0.456	0.456	0.456	0.452	0.464	0.462	
		Stride efficiency (%)	53.17	55.08	57.15	54.74	55.85	58.22	55.07	57.95	55.80	55.74	52.37	54.01	
		Stride count	34.29	33.69	33.07	33.79	33.45	32.77	33.69	32.84	33.47	33.49	34.55	442.24	



Note: Horizontal distance axis grid lines are 200m furlongs.

#### Disclaimer.

HRNZ and NZMTC and Thoroughbred Ratings Pty Ltd accepts no responsibility for the completeness or accuracy of any of the information contained herein, and makes no representations about its suitability for any particular purpose. Users should make their own judgements about those matters and/or seek independent advice. You assume all risks associated with use of the data provided on this page.



# Race Results



April 28, 2023, Race 7, , Distance 2600m, Addington - Survey 3200m

Result	TAB no.	Horse (Barrier)	2600 to	2400m to
7th	6	Missalyssa (2)	2400m	2200m
		Position in running (margin)	-	6(12.7)
		Sectional time (s)	19.56	15.48
		Cumulative time (s)	204.65	185.09
		Speed (m/s)	10.22	12.92
		Stride length (m)	5.57	6.11
		Stride duration (s)	0.444	0.473
		Stride efficiency (%)	48.52	58.37
		Stride count	35.89	32.73

## Disclaimer.

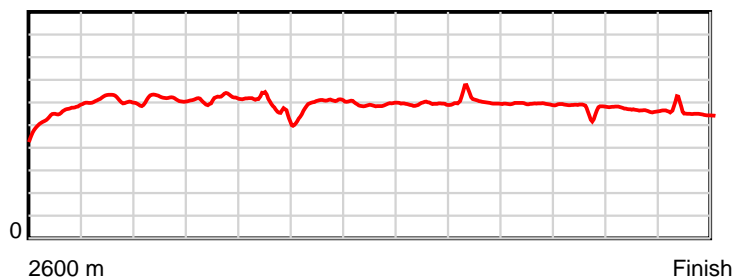
HRNZ and NZMTC and Thoroughbred Ratings Pty Ltd accepts no responsibility for the completeness or accuracy of any of the information contained herein, and makes no representations about its suitability for any particular purpose. Users should make their own judgements about those matters and/or seek independent advice. You assume all risks associated with use of the data provided on this page.

# Race Results

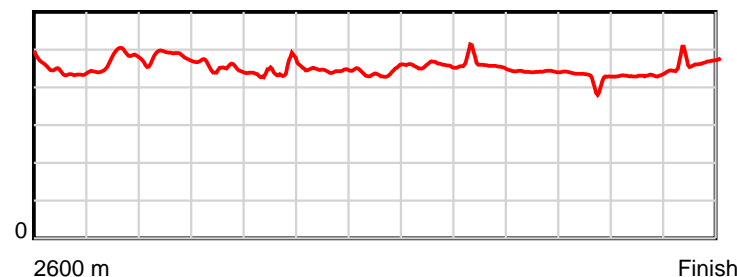
April 28, 2023, Race 7, , Distance 2600m, Addington - Survey 3200m

Result	TAB no.	Horse (Barrier)	2200m to	2000m to	1800m to	1600m to	1400m to	1200m to	1000m to	800m to	600m to	400m to	200m to	Total or	Margin
7th	6	Missalyssa (2)	2000m	1800m	1600m	1400m	1200m	1000m	800m	600m	400m	200m	WP	Average	
		Position in running (margin)	6(8.7)	6(6.0)	5(4.1)	7(9.0)	4(4.7)	2(1.0)	2(0.7)	2(1.1)	2(0.2)	2(1.5)	4(6.6)		16.90
		Sectional time (s)	15.89	14.76	15.58	14.99	14.89	15.57	15.62	15.04	15.07	15.28	16.92		
		Cumulative time (s)	169.61	153.72	138.96	123.38	108.39	93.50	77.93	62.31	47.27	32.20	16.92	3:24.65	
		Speed (m/s)	12.59	13.55	12.84	13.34	13.43	12.85	12.80	13.30	13.27	13.09	11.82	12.70	
		Stride length (m)	6.06	6.12	5.65	5.93	5.92	5.89	5.88	5.87	5.63	5.67	5.52	5.83	
		Stride duration (s)	0.481	0.451	0.440	0.445	0.441	0.459	0.460	0.442	0.424	0.433	0.467	0.459	
		Stride efficiency (%)	57.29	58.47	49.81	54.99	54.72	54.29	54.09	53.89	49.58	50.15	47.56	53.02	
		Stride count	33.03	32.70	35.43	33.72	33.80	33.93	33.99	34.06	35.51	35.30	36.25	446.34	

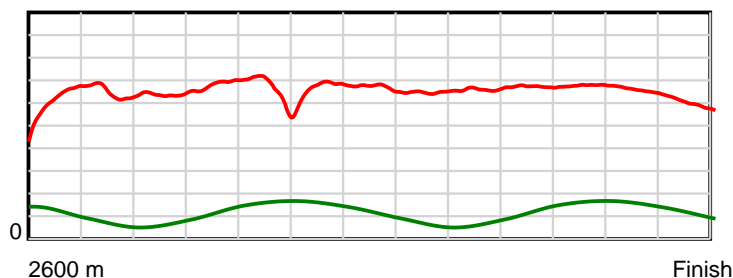
10 m Stride length



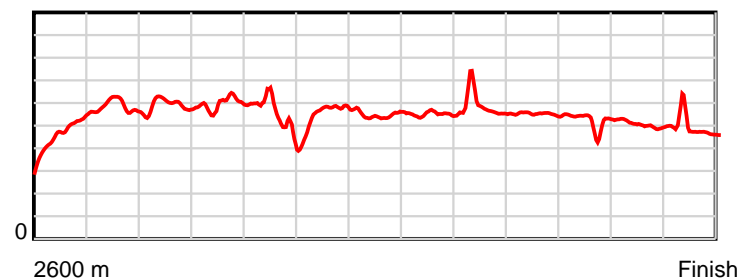
0.6 s Stride duration



20 m/sec Speed



100 % Stride efficiency



Note: Horizontal distance axis grid lines are 200m furlongs.

**Disclaimer.**

HRNZ and NZMTC and Thoroughbred Ratings Pty Ltd accepts no responsibility for the completeness or accuracy of any of the information contained herein, and makes no representations about its suitability for any particular purpose. Users should make their own judgements about those matters and/or seek independent advice. You assume all risks associated with use of the data provided on this page.



# Race Results



April 28, 2023, Race 7, , Distance 2600m, Addington - Survey 3200m

Result	TAB no.	Horse (Barrier)	2600 to	2400m to
8th	7	<b>Sioux Princess (0)</b>	<b>2400m</b>	<b>2200m</b>
		Position in running (margin)	-	8(34.2)
		Sectional time (s)	23.30	15.99
		Cumulative time (s)	224.64	201.34
		Speed (m/s)	8.58	12.51
		Stride length (m)	4.58	5.59
		Stride duration (s)	0.439	0.447
		Stride efficiency (%)	32.79	48.85
		Stride count	43.66	35.77

#### Disclaimer.

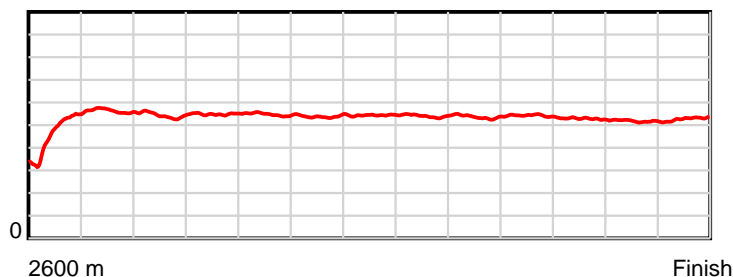
HRNZ and NZMTC and Thoroughbred Ratings Pty Ltd accepts no responsibility for the completeness or accuracy of any of the information contained herein, and makes no representations about its suitability for any particular purpose. Users should make their own judgements about those matters and/or seek independent advice. You assume all risks associated with use of the data provided on this page.

# Race Results

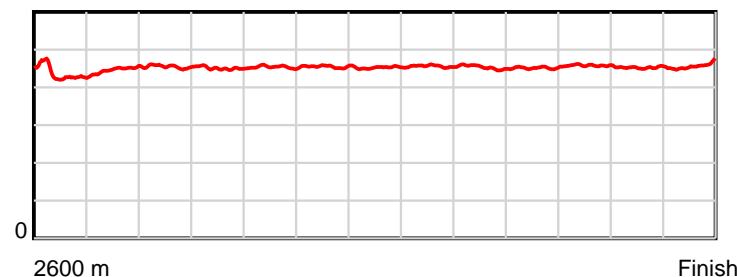
April 28, 2023, Race 7, , Distance 2600m, Addington - Survey 3200m

Result	TAB no.	Horse (Barrier)	2200m to	2000m to	1800m to	1600m to	1400m to	1200m to	1000m to	800m to	600m to	400m to	200m to	Total or	Margin
8th	7	<b>Sioux Princess (0)</b>	<b>2000m</b>	<b>1800m</b>	<b>1600m</b>	<b>1400m</b>	<b>1200m</b>	<b>1000m</b>	<b>800m</b>	<b>600m</b>	<b>400m</b>	<b>200m</b>	<b>WP</b>	<b>Average</b>	
		Position in running (margin)	8(33.2)	8(36.1)	8(43.9)	8(54.4)	8(60.5)	8(67.0)	8(74.4)	8(83.1)	8(91.7)	8(106.5)	8(123.7)		122.10
		Sectional time (s)	16.81	16.39	16.50	16.72	16.60	16.85	17.00	16.64	17.32	17.28	17.24		
		Cumulative time (s)	185.35	168.54	152.15	135.65	118.93	102.33	85.48	68.48	51.84	34.52	17.24	3:44.64	
		Speed (m/s)	11.90	12.20	12.12	11.96	12.05	11.87	11.76	12.02	11.55	11.57	11.60	11.57	
		Stride length (m)	5.41	5.50	5.50	5.44	5.45	5.41	5.33	5.43	5.29	5.24	5.31	5.33	
		Stride duration (s)	0.454	0.451	0.454	0.455	0.452	0.456	0.453	0.452	0.458	0.453	0.458	0.461	
		Stride efficiency (%)	45.69	47.28	47.27	46.33	46.43	45.79	44.41	46.09	43.69	42.89	44.04	44.45	
		Stride count	36.99	36.36	36.36	36.73	36.69	36.95	37.52	36.82	37.83	38.17	37.67	487.52	

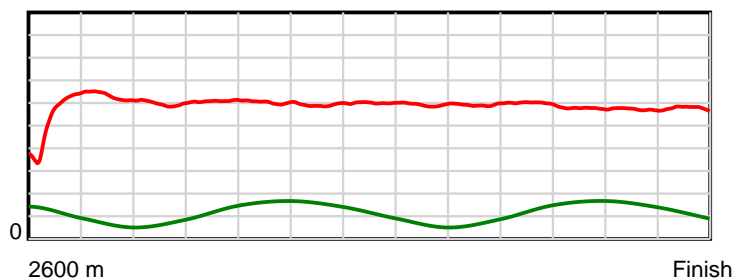
10 m Stride length



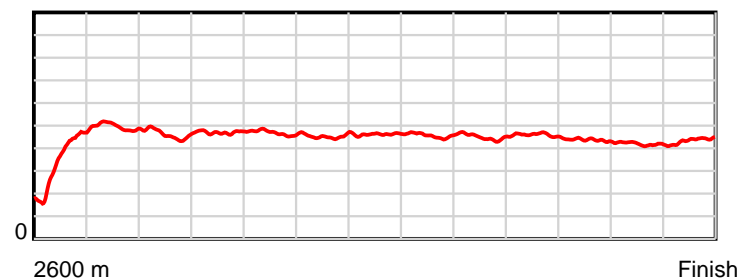
0.6 s Stride duration



20 m/sec Speed



100 % Stride efficiency



Note: Horizontal distance axis grid lines are 200m furlongs.

## Disclaimer.

HRNZ and NZMTC and Thoroughbred Ratings Pty Ltd accepts no responsibility for the completeness or accuracy of any of the information contained herein, and makes no representations about its suitability for any particular purpose. Users should make their own judgements about those matters and/or seek independent advice. You assume all risks associated with use of the data provided on this page.