



Race Results

NZ Metropolitan Trotting Club Inc, HRNZ, May 05, 2023

Compilation date: May 5, 2023, 5:59:35 PM (NZST)

Copyright © 2023 HRNZ and NZMTC. All rights reserved.

Trademarks.

StrideMASTER is a registered trademark of Thoroughbred Ratings Pty Ltd.

Disclaimer.

HRNZ and NZMTC and Thoroughbred Ratings Pty Ltd accepts no responsibility for the completeness or accuracy of any of the information contained herein, and makes no representations about its suitability for any particular purpose. Users should make their own judgements about those matters and/or seek independent advice. You assume all risks associated with use of the data provided on this page.



Race Results



May 05, 2023, Race 3, FAT EDDIES MOBILE PACE, Distance 2600m, Addington - Survey 3200m

Result	TAB no.	Horse (Barrier)	2600 to	2400m to
1st	7	Sweet Belle (7)	2400m	2200m
		Position in running (margin)	-	3(0.6)
		Sectional time (s)	12.97	14.34
		Cumulative time (s)	194.36	181.39
		Speed (m/s)	15.42	13.95
		Stride length (m)	6.41	6.19
		Stride duration (s)	0.421	0.444
		Stride efficiency (%)	64.29	59.97
		Stride count	31.18	32.28

Disclaimer.

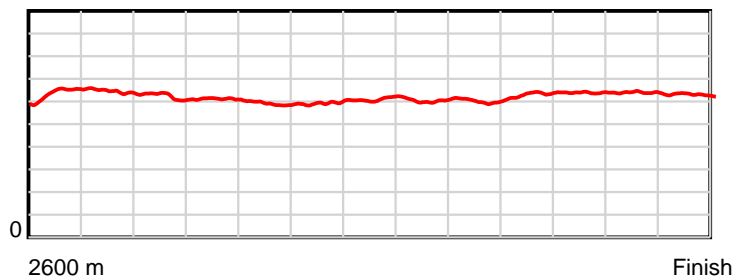
HRNZ and NZMTC and Thoroughbred Ratings Pty Ltd accepts no responsibility for the completeness or accuracy of any of the information contained herein, and makes no representations about its suitability for any particular purpose. Users should make their own judgements about those matters and/or seek independent advice. You assume all risks associated with use of the data provided on this page.

Race Results

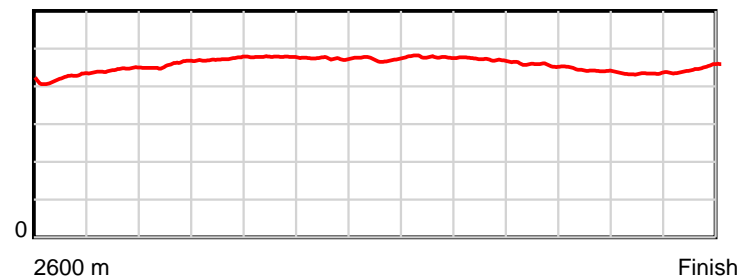
May 05, 2023, Race 3, FAT EDDIES MOBILE PACE, Distance 2600m, Addington - Survey 3200m

Result	TAB no.	Horse (Barrier)	2200m to	2000m to	1800m to	1600m to	1400m to	1200m to	1000m to	800m to	600m to	400m to	200m to	Total or	Margin
1st	7	Sweet Belle (7)	2000m	1800m	1600m	1400m	1200m	1000m	800m	600m	400m	200m	WP	Average	
		Position in running (margin)	1(0.0)	1(0.0)	1(0.0)	1(0.0)	1(0.0)	1(0.0)	1(0.0)	1(0.0)	1(0.0)	1(0.0)	1(0.0)		0.00
		Sectional time (s)	15.19	15.54	16.32	16.07	15.52	15.91	15.88	14.51	13.93	13.75	14.43		
		Cumulative time (s)	167.05	151.86	136.32	120.00	103.93	88.41	72.50	56.62	42.11	28.18	14.43	3:14.36	
		Speed (m/s)	13.17	12.87	12.25	12.45	12.89	12.57	12.59	13.78	14.36	14.55	13.86	13.38	
		Stride length (m)	6.04	6.09	5.86	5.90	6.09	6.01	5.93	6.30	6.35	6.31	6.22	6.13	
		Stride duration (s)	0.458	0.473	0.478	0.474	0.472	0.478	0.471	0.457	0.442	0.434	0.448	0.458	
		Stride efficiency (%)	56.92	57.89	53.62	54.43	57.87	56.36	54.97	62.02	63.10	62.19	60.39	58.63	
		Stride count	33.14	32.86	34.14	33.89	32.87	33.30	33.72	31.75	31.47	31.70	32.17	424.47	

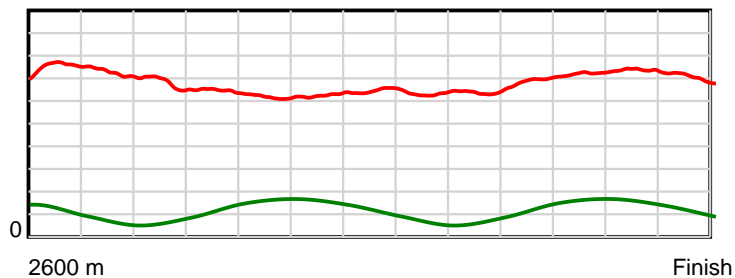
10 m Stride length



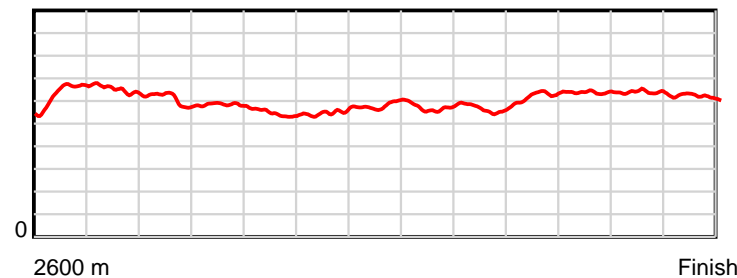
0.6 s Stride duration



20 m/sec Speed



100 % Stride efficiency



Note: Horizontal distance axis grid lines are 200m furlongs.

Disclaimer.

HRNZ and NZMTC and Thoroughbred Ratings Pty Ltd accepts no responsibility for the completeness or accuracy of any of the information contained herein, and makes no representations about its suitability for any particular purpose. Users should make their own judgements about those matters and/or seek independent advice. You assume all risks associated with use of the data provided on this page.



Race Results



May 05, 2023, Race 3, FAT EDDIES MOBILE PACE, Distance 2600m, Addington - Survey 3200m

Result	TAB no.	Horse (Barrier)	2600 to	2400m to
2nd	14	Jimmy James Ma... (14)	2400m	2200m
		Position in running (margin)	-	13(11.8)
		Sectional time (s)	15.02	15.05
		Cumulative time (s)	194.39	179.37
		Speed (m/s)	13.32	13.29
		Stride length (m)	6.34	6.03
		Stride duration (s)	0.466	0.454
		Stride efficiency (%)	62.78	56.79
		Stride count	31.55	33.17

Disclaimer.

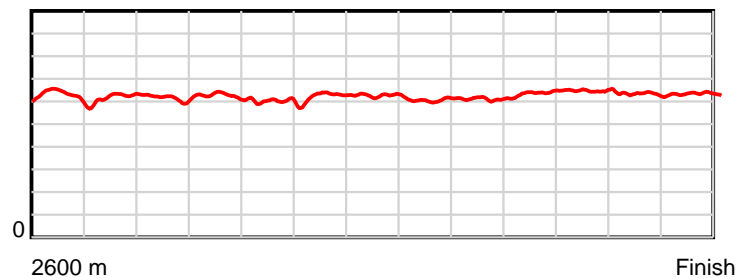
HRNZ and NZMTC and Thoroughbred Ratings Pty Ltd accepts no responsibility for the completeness or accuracy of any of the information contained herein, and makes no representations about its suitability for any particular purpose. Users should make their own judgements about those matters and/or seek independent advice. You assume all risks associated with use of the data provided on this page.

Race Results

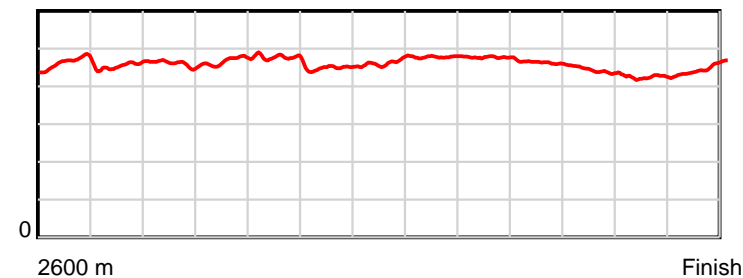
May 05, 2023, Race 3, FAT EDDIES MOBILE PACE, Distance 2600m, Addington - Survey 3200m

Result	TAB no.	Horse (Barrier)	2200m to	2000m to	1800m to	1600m to	1400m to	1200m to	1000m to	800m to	600m to	400m to	200m to	Total or	Margin
2nd	14	Jimmy James Ma... (14)	2000m	1800m	1600m	1400m	1200m	1000m	800m	600m	400m	200m	WP	Average	
		Position in running (margin)	11(15.4)	11(17.0)	11(13.6)	11(12.8)	6(4.5)	2(0.7)	2(1.5)	2(1.6)	2(1.1)	2(0.8)	2(0.0)		0.20
		Sectional time (s)	15.45	14.97	16.19	14.68	14.89	16.05	15.89	14.44	13.88	13.62	14.26		
		Cumulative time (s)	164.32	148.87	133.90	117.71	103.03	88.14	72.09	56.20	41.76	27.88	14.26	3:14.39	
		Speed (m/s)	12.94	13.36	12.35	13.62	13.43	12.46	12.59	13.85	14.41	14.68	14.03	13.38	
		Stride length (m)	5.95	6.25	5.88	6.11	6.25	5.95	5.98	6.40	6.33	6.24	6.31	6.15	
		Stride duration (s)	0.460	0.468	0.476	0.449	0.465	0.478	0.475	0.462	0.439	0.425	0.450	0.460	
		Stride efficiency (%)	55.41	61.08	53.97	58.35	60.98	55.40	55.97	63.91	62.53	60.81	62.26	59.11	
		Stride count	33.59	31.99	34.03	32.73	32.02	33.59	33.42	31.27	31.62	32.06	31.69	422.73	

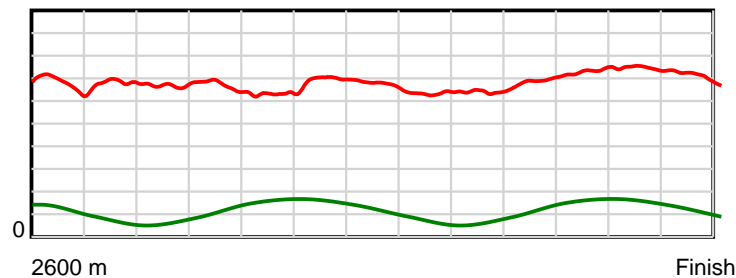
10 m Stride length



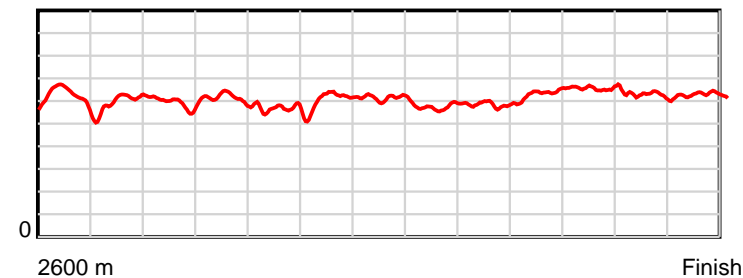
0.6 s Stride duration



20 m/sec Speed



100 % Stride efficiency



Note: Horizontal distance axis grid lines are 200m furlongs.

Disclaimer.

HRNZ and NZMTC and Thoroughbred Ratings Pty Ltd accepts no responsibility for the completeness or accuracy of any of the information contained herein, and makes no representations about its suitability for any particular purpose. Users should make their own judgements about those matters and/or seek independent advice. You assume all risks associated with use of the data provided on this page.



Race Results



May 05, 2023, Race 3, FAT EDDIES MOBILE PACE, Distance 2600m, Addington - Survey 3200m

Result	TAB no.	Horse (Barrier)	2600 to	2400m to
3rd	6	Evangelist (6)	2400m	2200m
		Position in running (margin)	-	1(0.0)
		Sectional time (s)	13.16	14.77
		Cumulative time (s)	194.40	181.24
		Speed (m/s)	15.20	13.54
		Stride length (m)	6.18	5.81
		Stride duration (s)	0.405	0.429
		Stride efficiency (%)	59.65	52.78
		Stride count	32.37	34.41

Disclaimer.

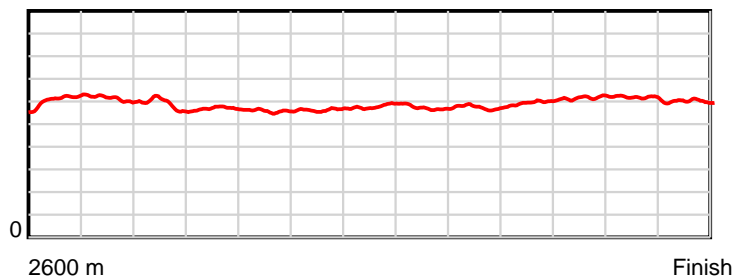
HRNZ and NZMTC and Thoroughbred Ratings Pty Ltd accepts no responsibility for the completeness or accuracy of any of the information contained herein, and makes no representations about its suitability for any particular purpose. Users should make their own judgements about those matters and/or seek independent advice. You assume all risks associated with use of the data provided on this page.

Race Results

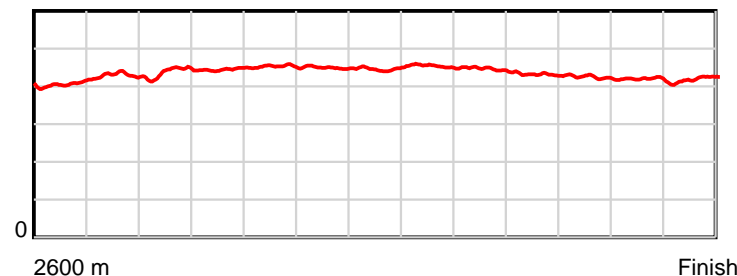
May 05, 2023, Race 3, FAT EDDIES MOBILE PACE, Distance 2600m, Addington - Survey 3200m

Result	TAB no.	Horse (Barrier)	2200m to	2000m to	1800m to	1600m to	1400m to	1200m to	1000m to	800m to	600m to	400m to	200m to	Total or	Margin
3rd	6	Evangelist (6)	2000m	1800m	1600m	1400m	1200m	1000m	800m	600m	400m	200m	WP	Average	
		Position in running (margin)	4(2.0)	2(3.1)	2(3.4)	3(2.7)	2(1.3)	3(0.9)	3(2.8)	3(3.2)	3(2.7)	3(2.5)	3(1.4)		0.20
		Sectional time (s)	15.37	15.60	16.20	15.83	15.46	16.22	15.94	14.44	13.90	13.56	13.95		
		Cumulative time (s)	166.47	151.10	135.50	119.30	103.47	88.01	71.79	55.85	41.41	27.51	13.95	3:14.40	
		Speed (m/s)	13.01	12.82	12.35	12.63	12.94	12.33	12.55	13.85	14.39	14.75	14.34	13.37	
		Stride length (m)	5.70	5.70	5.59	5.68	5.77	5.59	5.59	5.97	6.10	6.18	6.02	5.83	
		Stride duration (s)	0.438	0.445	0.452	0.450	0.446	0.453	0.446	0.431	0.424	0.419	0.420	0.436	
		Stride efficiency (%)	50.79	50.85	48.78	50.42	52.06	48.82	48.89	55.78	58.15	59.66	56.58	53.11	
		Stride count	35.08	35.06	35.80	35.21	34.65	35.78	35.76	33.48	32.79	32.37	33.24	446.00	

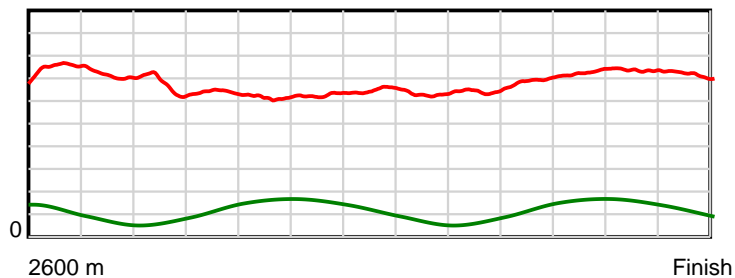
10 m Stride length



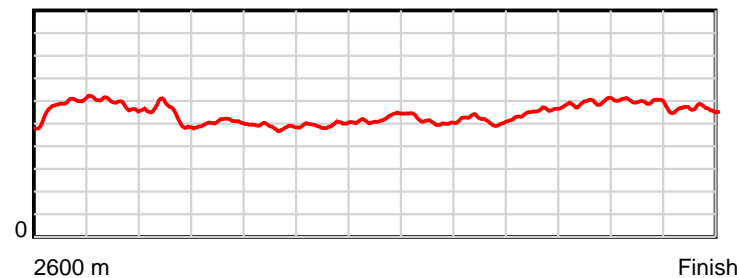
0.6 s Stride duration



20 m/sec Speed



100 % Stride efficiency



Note: Horizontal distance axis grid lines are 200m furlongs.

Disclaimer.

HRNZ and NZMTC and Thoroughbred Ratings Pty Ltd accepts no responsibility for the completeness or accuracy of any of the information contained herein, and makes no representations about its suitability for any particular purpose. Users should make their own judgements about those matters and/or seek independent advice. You assume all risks associated with use of the data provided on this page.



Race Results



May 05, 2023, Race 3, FAT EDDIES MOBILE PACE, Distance 2600m, Addington - Survey 3200m

Result	TAB no.	Horse (Barrier)	2600 to	2400m to
4th	5	Onedin Hurrica... (5)	2400m	2200m
		Position in running (margin)	-	2(0.4)
		Sectional time (s)	13.20	14.47
		Cumulative time (s)	195.08	181.88
		Speed (m/s)	15.16	13.82
		Stride length (m)	6.67	6.43
		Stride duration (s)	0.439	0.466
		Stride efficiency (%)	69.52	64.69
		Stride count	29.98	31.08

Disclaimer.

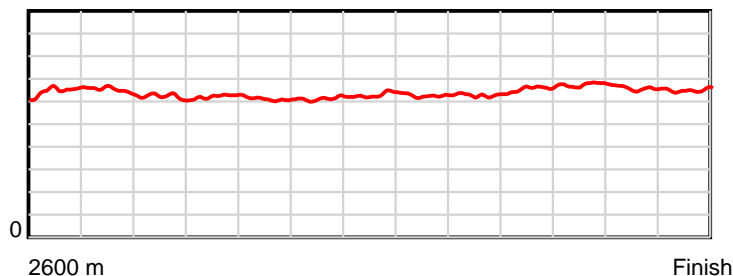
HRNZ and NZMTC and Thoroughbred Ratings Pty Ltd accepts no responsibility for the completeness or accuracy of any of the information contained herein, and makes no representations about its suitability for any particular purpose. Users should make their own judgements about those matters and/or seek independent advice. You assume all risks associated with use of the data provided on this page.

Race Results

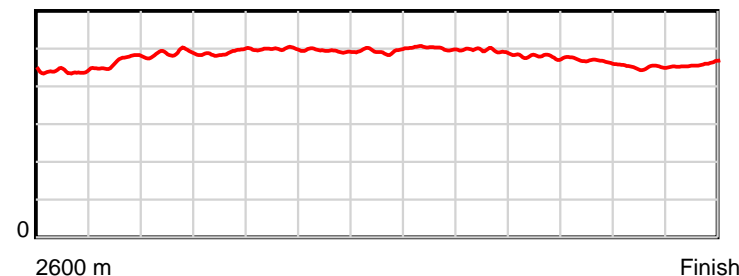
May 05, 2023, Race 3, FAT EDDIES MOBILE PACE, Distance 2600m, Addington - Survey 3200m

Result	TAB no.	Horse (Barrier)	2200m to	2000m to	1800m to	1600m to	1400m to	1200m to	1000m to	800m to	600m to	400m to	200m to	Total or	Margin
4th	5	Onedin Hurrica... (5)	2000m	1800m	1600m	1400m	1200m	1000m	800m	600m	400m	200m	WP	Average	
		Position in running (margin)	2(0.6)	3(3.8)	3(4.2)	4(4.0)	4(3.9)	5(3.4)	5(4.5)	4(3.3)	5(3.4)	5(3.6)	4(5.2)		4.00
		Sectional time (s)	15.71	15.60	16.30	16.04	15.44	16.08	15.69	14.52	13.97	14.01	14.05		
		Cumulative time (s)	167.41	151.70	136.10	119.80	103.76	88.32	72.24	56.55	42.03	28.06	14.05	3:15.08	
		Speed (m/s)	12.73	12.82	12.27	12.47	12.95	12.44	12.75	13.77	14.32	14.28	14.23	13.33	
		Stride length (m)	6.21	6.28	6.11	6.17	6.40	6.23	6.30	6.60	6.69	6.44	6.53	6.38	
		Stride duration (s)	0.488	0.490	0.498	0.495	0.494	0.501	0.494	0.479	0.467	0.451	0.458	0.479	
		Stride efficiency (%)	60.25	61.63	58.38	59.41	63.99	60.65	62.10	68.06	69.97	64.76	66.57	63.69	
		Stride count	32.21	31.85	32.72	32.44	31.25	32.10	31.73	30.30	29.89	31.07	30.64	407.26	

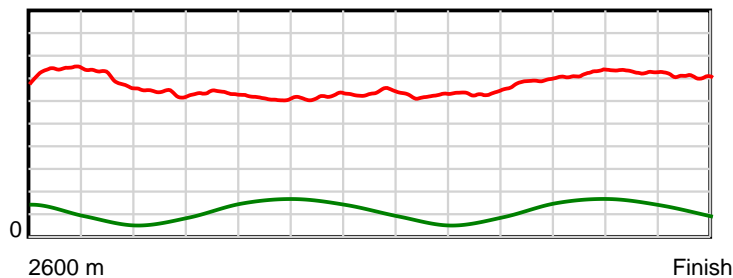
10 m Stride length



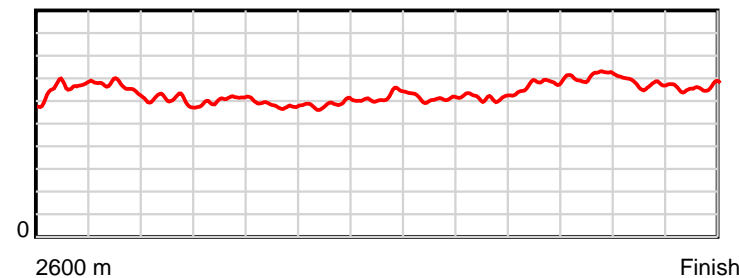
0.6 s Stride duration



20 m/sec Speed



100 % Stride efficiency



Note: Horizontal distance axis grid lines are 200m furlongs.

Disclaimer.

HRNZ and NZMTC and Thoroughbred Ratings Pty Ltd accepts no responsibility for the completeness or accuracy of any of the information contained herein, and makes no representations about its suitability for any particular purpose. Users should make their own judgements about those matters and/or seek independent advice. You assume all risks associated with use of the data provided on this page.



Race Results



May 05, 2023, Race 3, FAT EDDIES MOBILE PACE, Distance 2600m, Addington - Survey 3200m

Result	TAB no.	Horse (Barrier)	2600 to	2400m to
5th	1	Jazelle (1)	2400m	2200m
		Position in running (margin)	-	4(1.7)
		Sectional time (s)	13.25	14.47
		Cumulative time (s)	195.11	181.86
		Speed (m/s)	15.10	13.82
		Stride length (m)	6.02	6.22
		Stride duration (s)	0.401	0.450
		Stride efficiency (%)	56.60	60.40
		Stride count	33.23	32.17

Disclaimer.

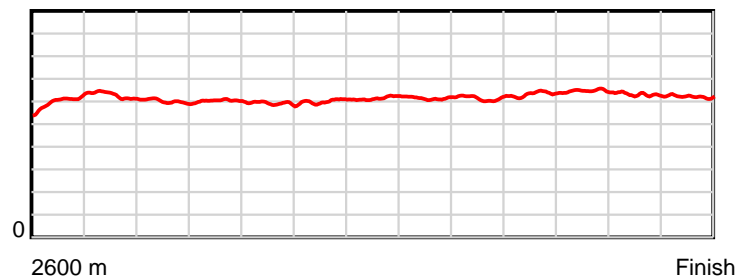
HRNZ and NZMTC and Thoroughbred Ratings Pty Ltd accepts no responsibility for the completeness or accuracy of any of the information contained herein, and makes no representations about its suitability for any particular purpose. Users should make their own judgements about those matters and/or seek independent advice. You assume all risks associated with use of the data provided on this page.

Race Results

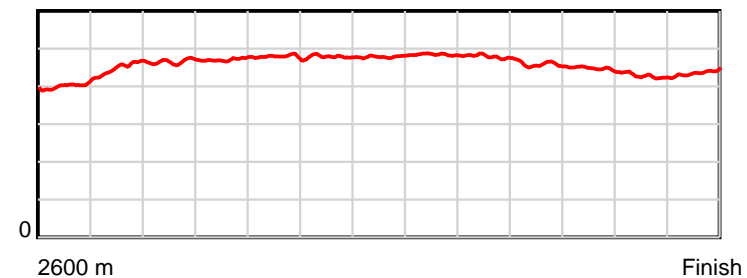
May 05, 2023, Race 3, FAT EDDIES MOBILE PACE, Distance 2600m, Addington - Survey 3200m

Result	TAB no.	Horse (Barrier)	2200m to	2000m to	1800m to	1600m to	1400m to	1200m to	1000m to	800m to	600m to	400m to	200m to	Total or	Margin
5th	1	Jazelle (1)	2000m	1800m	1600m	1400m	1200m	1000m	800m	600m	400m	200m	WP	Average	
		Position in running (margin)	3(1.8)	5(5.5)	6(6.0)	6(6.1)	7(5.4)	7(6.0)	7(5.9)	7(5.8)	7(5.5)	7(6.3)	5(5.3)		4.10
		Sectional time (s)	15.79	15.63	16.34	15.95	15.63	15.88	15.86	14.47	14.06	13.59	14.19		
		Cumulative time (s)	167.39	151.60	135.97	119.63	103.68	88.05	72.17	56.31	41.84	27.78	14.19	3:15.11	
		Speed (m/s)	12.67	12.80	12.24	12.54	12.80	12.59	12.61	13.82	14.22	14.72	14.09	13.33	
		Stride length (m)	5.90	6.03	5.86	6.00	6.12	6.09	6.03	6.33	6.36	6.29	6.16	6.10	
		Stride duration (s)	0.466	0.471	0.478	0.478	0.478	0.484	0.479	0.458	0.447	0.427	0.437	0.458	
		Stride efficiency (%)	54.34	56.76	53.61	56.26	58.53	58.03	56.89	62.60	63.14	61.74	59.24	58.21	
		Stride count	33.92	33.18	34.15	33.33	32.68	32.82	33.15	31.60	31.46	31.82	32.48	425.99	

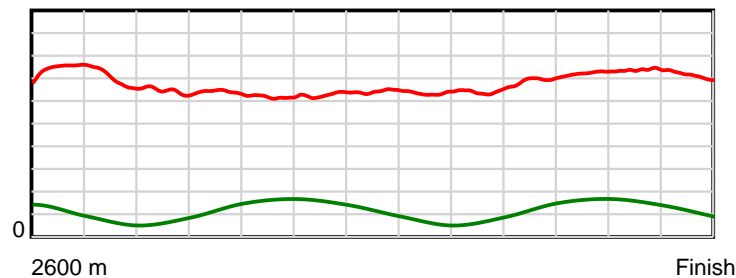
10 m Stride length



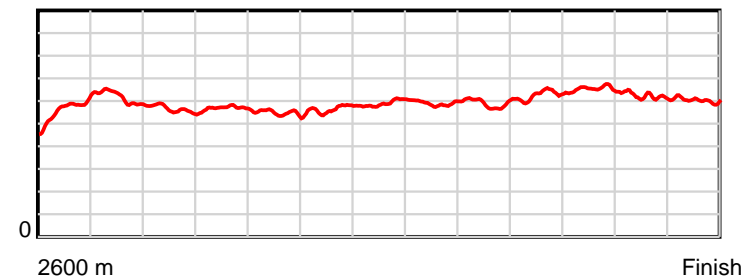
0.6 s Stride duration



20 m/sec Speed



100 % Stride efficiency



Note: Horizontal distance axis grid lines are 200m furlongs.

Disclaimer.

HRNZ and NZMTC and Thoroughbred Ratings Pty Ltd accepts no responsibility for the completeness or accuracy of any of the information contained herein, and makes no representations about its suitability for any particular purpose. Users should make their own judgements about those matters and/or seek independent advice. You assume all risks associated with use of the data provided on this page.



Race Results



May 05, 2023, Race 3, FAT EDDIES MOBILE PACE, Distance 2600m, Addington - Survey 3200m

Result	TAB no.	Horse (Barrier)	2600 to	2400m to
6th	10	Ultimate Bird (10)	2400m	2200m
		Position in running (margin)	-	6(3.6)
		Sectional time (s)	13.63	14.31
		Cumulative time (s)	195.43	181.80
		Speed (m/s)	14.68	13.98
		Stride length (m)	6.32	6.30
		Stride duration (s)	0.421	0.451
		Stride efficiency (%)	62.36	62.10
		Stride count	31.66	31.73

Disclaimer.

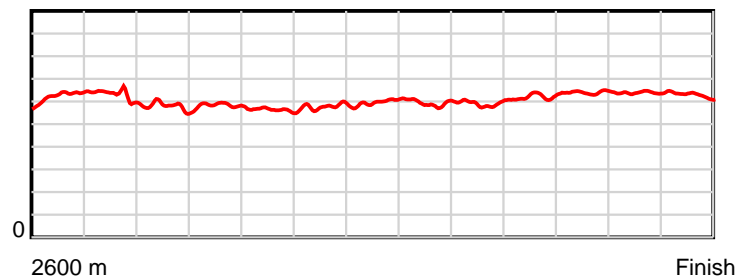
HRNZ and NZMTC and Thoroughbred Ratings Pty Ltd accepts no responsibility for the completeness or accuracy of any of the information contained herein, and makes no representations about its suitability for any particular purpose. Users should make their own judgements about those matters and/or seek independent advice. You assume all risks associated with use of the data provided on this page.

Race Results

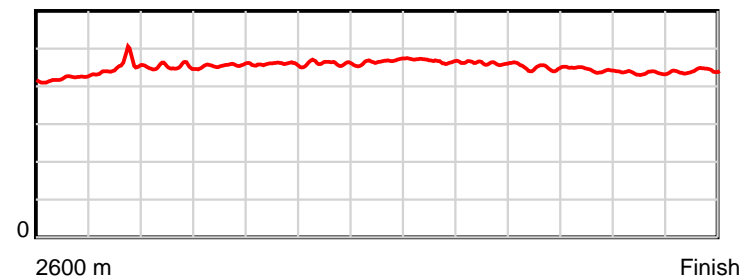
May 05, 2023, Race 3, FAT EDDIES MOBILE PACE, Distance 2600m, Addington - Survey 3200m

Result	TAB no.	Horse (Barrier)	2200m to	2000m to	1800m to	1600m to	1400m to	1200m to	1000m to	800m to	600m to	400m to	200m to	Total or	Margin
6th	10	Ultimate Bird (10)	2000m	1800m	1600m	1400m	1200m	1000m	800m	600m	400m	200m	WP	Average	
		Position in running (margin)	5(2.9)	7(7.6)	8(7.8)	8(8.1)	10(7.7)	10(8.5)	9(8.2)	9(7.5)	9(7.5)	8(7.8)	8(7.8)		5.90
		Sectional time (s)	15.98	15.58	16.37	15.98	15.66	15.86	15.76	14.51	13.98	13.76	14.05		
		Cumulative time (s)	167.49	151.51	135.93	119.56	103.58	87.92	72.06	56.30	41.79	27.81	14.05	3:15.43	
		Speed (m/s)	12.52	12.84	12.22	12.52	12.77	12.61	12.69	13.78	14.31	14.53	14.23	13.30	
		Stride length (m)	5.66	5.85	5.60	5.77	5.95	5.89	5.86	6.20	6.36	6.33	6.28	6.02	
		Stride duration (s)	0.452	0.456	0.458	0.461	0.466	0.467	0.462	0.450	0.444	0.435	0.441	0.452	
		Stride efficiency (%)	50.00	53.50	48.98	52.06	55.36	54.28	53.61	60.08	63.14	62.57	61.68	56.57	
		Stride count	35.36	34.18	35.72	34.65	33.60	33.93	34.15	32.26	31.46	31.61	31.83	432.14	

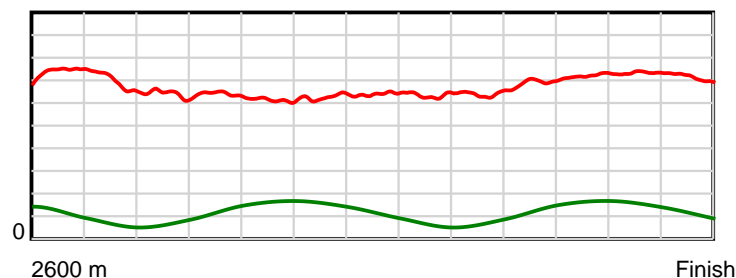
10 m Stride length



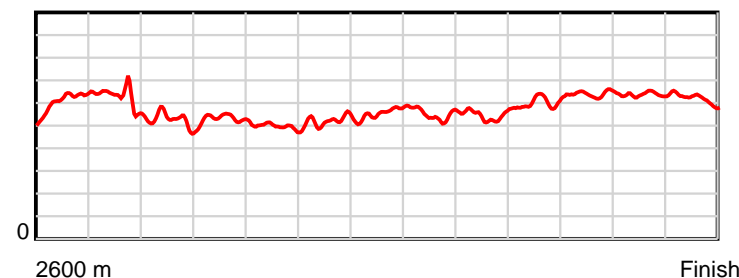
0.6 s Stride duration



20 m/sec Speed



100 % Stride efficiency



Note: Horizontal distance axis grid lines are 200m furlongs.

Disclaimer.

HRNZ and NZMTC and Thoroughbred Ratings Pty Ltd accepts no responsibility for the completeness or accuracy of any of the information contained herein, and makes no representations about its suitability for any particular purpose. Users should make their own judgements about those matters and/or seek independent advice. You assume all risks associated with use of the data provided on this page.



Race Results



May 05, 2023, Race 3, FAT EDDIES MOBILE PACE, Distance 2600m, Addington - Survey 3200m

Result	TAB no.	Horse (Barrier)	2600 to	2400m to
7th	2	Itz Magical Me... (2)	2400m	2200m
		Position in running (margin)	-	7(4.0)
		Sectional time (s)	13.75	14.95
		Cumulative time (s)	195.44	181.69
		Speed (m/s)	14.55	13.38
		Stride length (m)	6.01	5.88
		Stride duration (s)	0.414	0.440
		Stride efficiency (%)	56.51	54.06
		Stride count	33.26	34.00

Disclaimer.

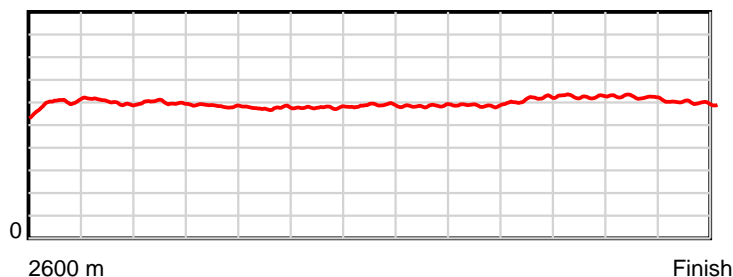
HRNZ and NZMTC and Thoroughbred Ratings Pty Ltd accepts no responsibility for the completeness or accuracy of any of the information contained herein, and makes no representations about its suitability for any particular purpose. Users should make their own judgements about those matters and/or seek independent advice. You assume all risks associated with use of the data provided on this page.

Race Results

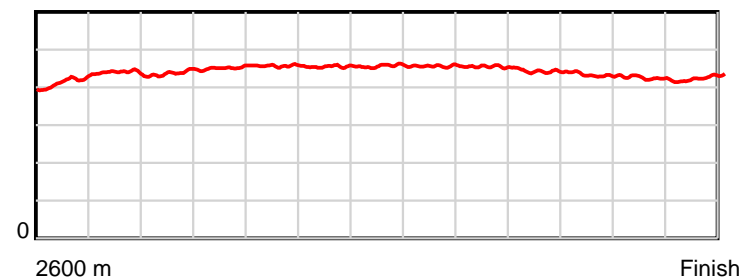
May 05, 2023, Race 3, FAT EDDIES MOBILE PACE, Distance 2600m, Addington - Survey 3200m

Result	TAB no.	Horse (Barrier)	2200m to	2000m to	1800m to	1600m to	1400m to	1200m to	1000m to	800m to	600m to	400m to	200m to	Total or	Margin
7th	2	ltz Magical Me... (2)	2000m	1800m	1600m	1400m	1200m	1000m	800m	600m	400m	200m	WP	Average	
		Position in running (margin)	7(7.1)	6(6.2)	5(5.4)	5(5.0)	5(4.0)	6(4.7)	6(5.0)	6(4.9)	6(4.4)	6(5.5)	7(6.6)		6.00
		Sectional time (s)	15.05	15.40	16.26	15.90	15.64	15.96	15.87	14.42	14.10	13.93	14.21		
		Cumulative time (s)	166.74	151.69	136.29	120.03	104.13	88.49	72.53	56.66	42.24	28.14	14.21	3:15.44	
		Speed (m/s)	13.29	12.99	12.30	12.58	12.79	12.53	12.60	13.87	14.18	14.36	14.07	13.30	
		Stride length (m)	5.82	5.86	5.62	5.72	5.84	5.72	5.73	6.13	6.13	6.08	6.00	5.88	
		Stride duration (s)	0.438	0.451	0.457	0.455	0.456	0.457	0.454	0.442	0.432	0.423	0.426	0.442	
		Stride efficiency (%)	52.98	53.67	49.33	51.13	53.25	51.17	51.27	58.66	58.70	57.68	56.27	54.08	
		Stride count	34.35	34.13	35.60	34.96	34.26	34.95	34.92	32.64	32.63	32.92	33.33	441.95	

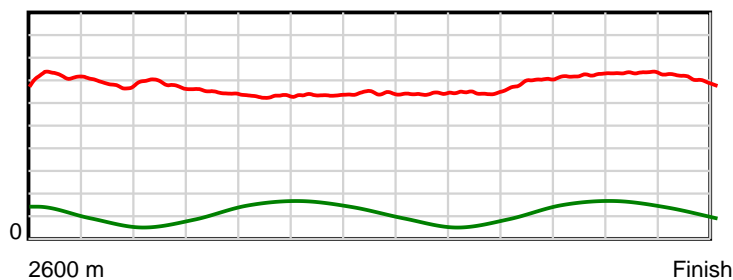
10 m Stride length



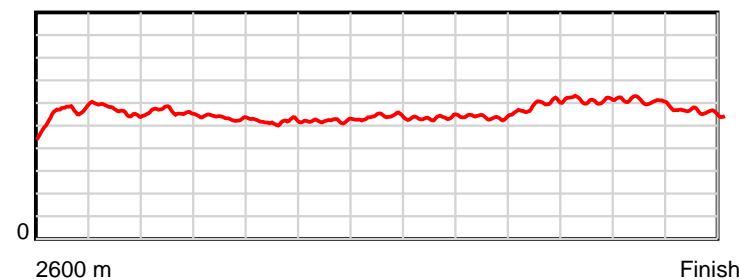
0.6 s Stride duration



20 m/sec Speed



100 % Stride efficiency



Note: Horizontal distance axis grid lines are 200m furlongs.

Disclaimer.

HRNZ and NZMTC and Thoroughbred Ratings Pty Ltd accepts no responsibility for the completeness or accuracy of any of the information contained herein, and makes no representations about its suitability for any particular purpose. Users should make their own judgements about those matters and/or seek independent advice. You assume all risks associated with use of the data provided on this page.



Race Results



May 05, 2023, Race 3, FAT EDDIES MOBILE PACE, Distance 2600m, Addington - Survey 3200m

Result	TAB no.	Horse (Barrier)	2600 to	2400m to
8th	4	Santanna Mach (4)	2400m	2200m
		Position in running (margin)	-	9(8.0)
		Sectional time (s)	14.46	15.11
		Cumulative time (s)	195.57	181.11
		Speed (m/s)	13.83	13.24
		Stride length (m)	6.63	7.31
		Stride duration (s)	0.480	0.553
		Stride efficiency (%)	68.75	83.58
		Stride count	30.15	27.35

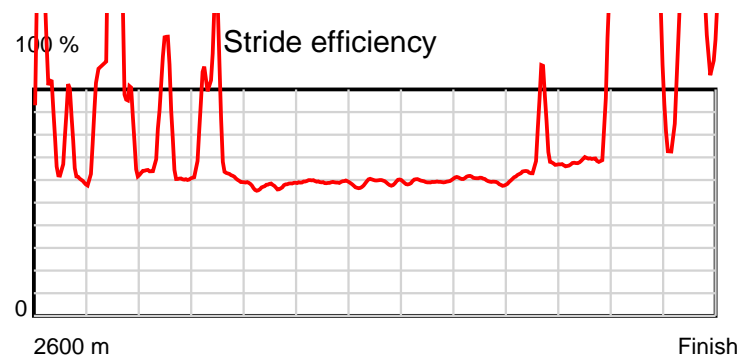
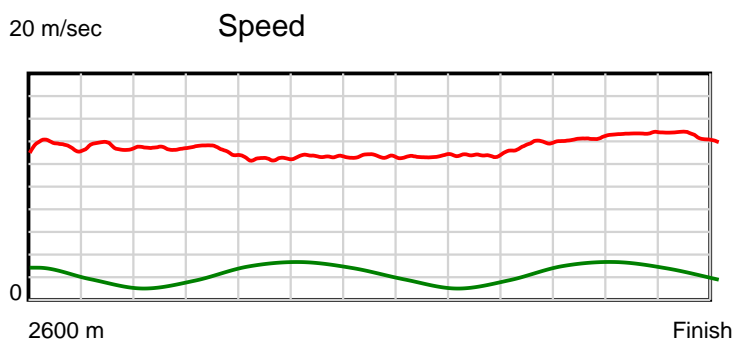
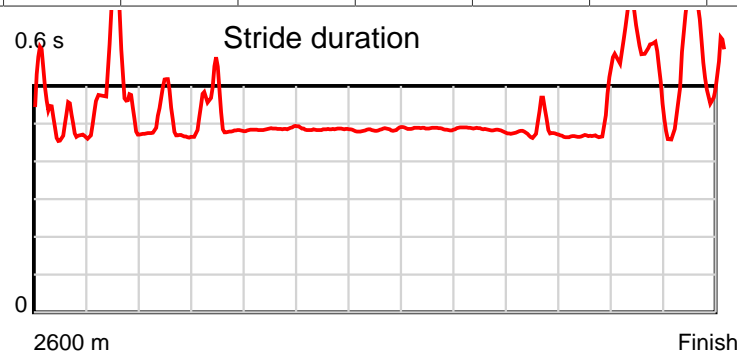
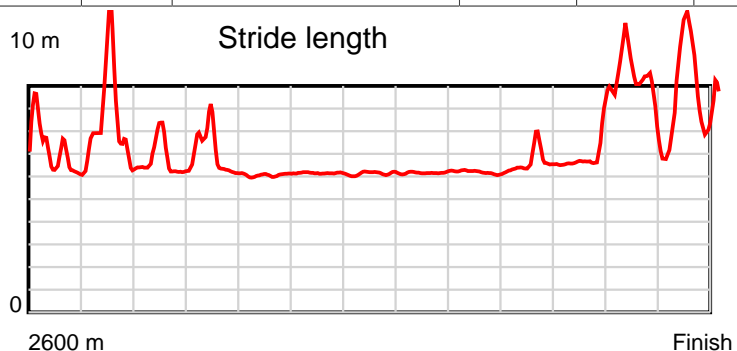
Disclaimer.

HRNZ and NZMTC and Thoroughbred Ratings Pty Ltd accepts no responsibility for the completeness or accuracy of any of the information contained herein, and makes no representations about its suitability for any particular purpose. Users should make their own judgements about those matters and/or seek independent advice. You assume all risks associated with use of the data provided on this page.

Race Results

May 05, 2023, Race 3, FAT EDDIES MOBILE PACE, Distance 2600m, Addington - Survey 3200m

Result	TAB no.	Horse (Barrier)	2200m to	2000m to	1800m to	1600m to	1400m to	1200m to	1000m to	800m to	600m to	400m to	200m to	Total or	Margin
8th	4	Santanna Mach (4)	2000m	1800m	1600m	1400m	1200m	1000m	800m	600m	400m	200m	WP	Average	
		Position in running (margin)	9(12.1)	9(13.0)	9(10.0)	9(9.1)	9(7.5)	9(8.2)	10(8.7)	10(9.1)	10(8.4)	10(9.9)	10(9.5)		6.70
		Sectional time (s)	15.35	15.03	16.17	15.81	15.65	15.98	15.95	14.40	14.17	13.68	13.81		
		Cumulative time (s)	166.00	150.65	135.62	119.45	103.64	87.99	72.01	56.06	41.66	27.49	13.81	3:15.57	
		Speed (m/s)	13.03	13.31	12.37	12.65	12.78	12.52	12.54	13.89	14.11	14.62	14.48	13.29	
		Stride length (m)	6.32	6.76	6.02	6.12	6.19	6.10	6.05	6.62	7.01	8.45	9.12	6.72	
		Stride duration (s)	0.485	0.508	0.487	0.484	0.484	0.487	0.483	0.477	0.497	0.578	0.630	0.505	
		Stride efficiency (%)	62.41	71.38	56.63	58.57	59.91	58.07	57.20	68.48	76.81	111.56	129.90	70.48	
		Stride count	31.65	29.59	33.22	32.67	32.30	32.81	33.06	30.21	28.53	23.67	21.94	387.15	



Note: Horizontal distance axis grid lines are 200m furlongs.

Disclaimer.

HRNZ and NZMTC and Thoroughbred Ratings Pty Ltd accepts no responsibility for the completeness or accuracy of any of the information contained herein, and makes no representations about its suitability for any particular purpose. Users should make their own judgements about those matters and/or seek independent advice. You assume all risks associated with use of the data provided on this page.



Race Results



May 05, 2023, Race 3, FAT EDDIES MOBILE PACE, Distance 2600m, Addington - Survey 3200m

Result	TAB no.	Horse (Barrier)	2600 to	2400m to
9th	12	Doctor Tim (12)		
		Position in running (margin)		
		Sectional time (s)		
		Cumulative time (s)		
		Speed (m/s)		
		Stride length (m)		
		Stride duration (s)		
		Stride efficiency (%)		
		Stride count		

Disclaimer.

HRNZ and NZMTC and Thoroughbred Ratings Pty Ltd accepts no responsibility for the completeness or accuracy of any of the information contained herein, and makes no representations about its suitability for any particular purpose. Users should make their own judgements about those matters and/or seek independent advice. You assume all risks associated with use of the data provided on this page.




Race Results



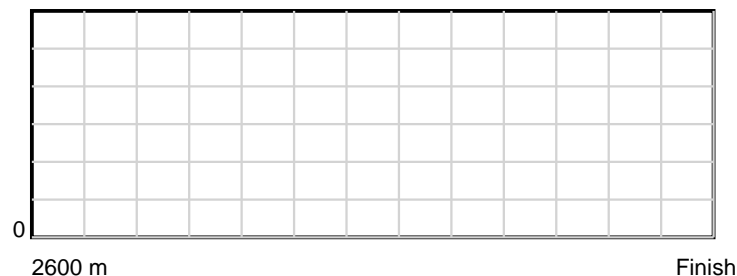
May 05, 2023, Race 3, FAT EDDIES MOBILE PACE, Distance 2600m, Addington - Survey 3200m

Result	TAB no.	Horse (Barrier)	2200m to	2000m to	1800m to	1600m to	1400m to	1200m to	1000m to	800m to	600m to	400m to	200m to	Total or	Margin
9th	12	Doctor Tim (12)													
		Position in running (margin)													
		Sectional time (s)													
		Cumulative time (s)													
		Speed (m/s)													
		Stride length (m)													
		Stride duration (s)													
		Stride efficiency (%)													
		Stride count													


10 m Stride length




0.6 s Stride duration



20 m/sec Speed



100 % Stride efficiency



Note: Horizontal distance axis grid lines are 200m furlongs.

Disclaimer.

HRNZ and NZMTC and Thoroughbred Ratings Pty Ltd accepts no responsibility for the completeness or accuracy of any of the information contained herein, and makes no representations about its suitability for any particular purpose. Users should make their own judgements about those matters and/or seek independent advice. You assume all risks associated with use of the data provided on this page.



Race Results



May 05, 2023, Race 3, FAT EDDIES MOBILE PACE, Distance 2600m, Addington - Survey 3200m

Result	TAB no.	Horse (Barrier)	2600 to	2400m to
10th	3	Maren Franco (3)	2400m	2200m
		Position in running (margin)	-	5(1.9)
		Sectional time (s)	13.43	14.74
		Cumulative time (s)	195.97	182.54
		Speed (m/s)	14.90	13.57
		Stride length (m)	6.35	6.13
		Stride duration (s)	0.425	0.452
		Stride efficiency (%)	62.91	58.78
		Stride count	31.52	32.61

Disclaimer.

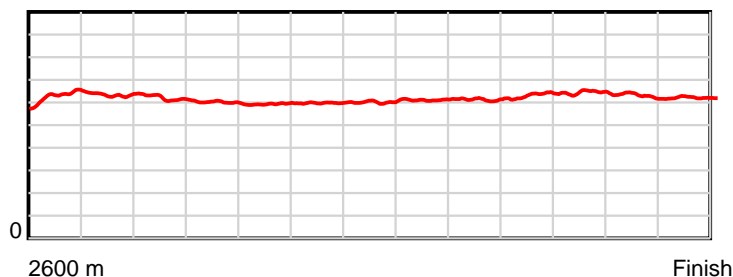
HRNZ and NZMTC and Thoroughbred Ratings Pty Ltd accepts no responsibility for the completeness or accuracy of any of the information contained herein, and makes no representations about its suitability for any particular purpose. Users should make their own judgements about those matters and/or seek independent advice. You assume all risks associated with use of the data provided on this page.

Race Results

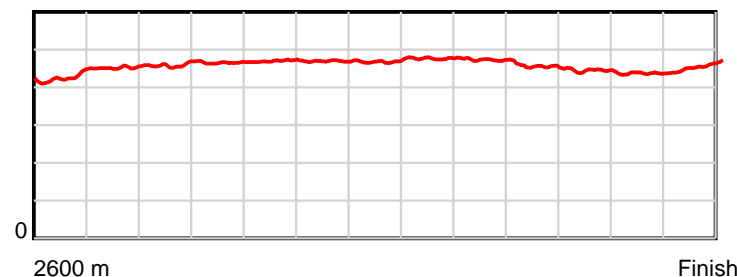
May 05, 2023, Race 3, FAT EDDIES MOBILE PACE, Distance 2600m, Addington - Survey 3200m

Result	TAB no.	Horse (Barrier)	2200m to	2000m to	1800m to	1600m to	1400m to	1200m to	1000m to	800m to	600m to	400m to	200m to	Total or	Margin
10th	3	Maren Franco (3)	2000m	1800m	1600m	1400m	1200m	1000m	800m	600m	400m	200m	WP	Average	
		Position in running (margin)	6(3.7)	4(4.2)	4(4.3)	2(2.7)	3(1.8)	4(2.0)	4(3.5)	5(4.2)	4(3.3)	4(3.6)	6(6.0)		8.90
		Sectional time (s)	15.28	15.56	16.04	15.92	15.55	16.17	15.99	14.36	13.97	14.15	14.81		
		Cumulative time (s)	167.80	152.52	136.96	120.92	105.00	89.45	73.28	57.29	42.93	28.96	14.81	3:15.97	
		Speed (m/s)	13.09	12.85	12.47	12.56	12.86	12.37	12.51	13.93	14.32	14.13	13.50	13.27	
		Stride length (m)	6.01	5.98	5.86	5.90	6.03	5.89	5.90	6.34	6.34	6.18	6.18	6.08	
		Stride duration (s)	0.459	0.465	0.470	0.469	0.469	0.477	0.472	0.455	0.443	0.437	0.457	0.458	
		Stride efficiency (%)	56.42	55.92	53.69	54.34	56.77	54.28	54.38	62.72	62.89	59.64	59.60	57.74	
		Stride count	33.28	33.43	34.12	33.92	33.18	33.93	33.90	31.57	31.53	32.37	32.38	427.74	

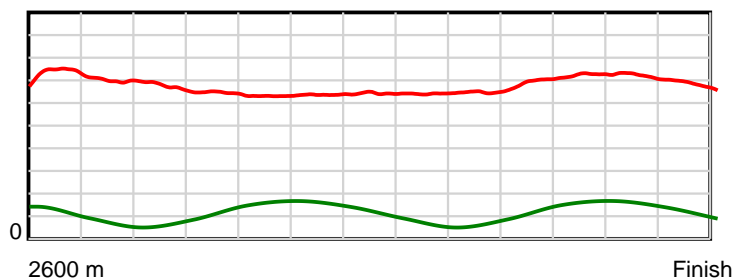
10 m Stride length



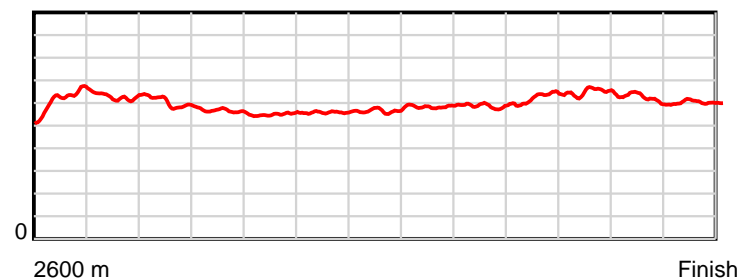
0.6 s Stride duration



20 m/sec Speed



100 % Stride efficiency



Note: Horizontal distance axis grid lines are 200m furlongs.

Disclaimer.

HRNZ and NZMTC and Thoroughbred Ratings Pty Ltd accepts no responsibility for the completeness or accuracy of any of the information contained herein, and makes no representations about its suitability for any particular purpose. Users should make their own judgements about those matters and/or seek independent advice. You assume all risks associated with use of the data provided on this page.



Race Results



May 05, 2023, Race 3, FAT EDDIES MOBILE PACE, Distance 2600m, Addington - Survey 3200m

Result	TAB no.	Horse (Barrier)	2600 to	2400m to
11th	8	Magic Four (8)	2400m	2200m
		Position in running (margin)	-	10(9.4)
		Sectional time (s)	14.69	15.90
		Cumulative time (s)	195.97	181.28
		Speed (m/s)	13.62	12.58
		Stride length (m)	6.35	5.87
		Stride duration (s)	0.463	0.467
		Stride efficiency (%)	62.93	53.93
		Stride count	31.52	34.05

Disclaimer.

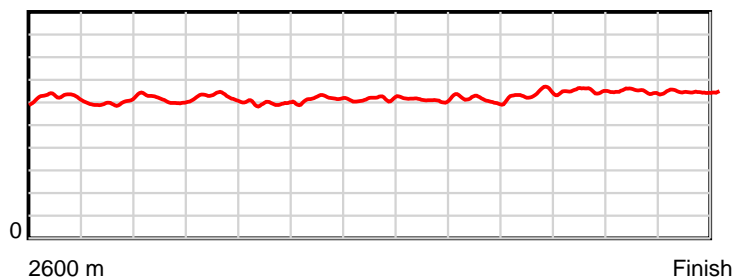
HRNZ and NZMTC and Thoroughbred Ratings Pty Ltd accepts no responsibility for the completeness or accuracy of any of the information contained herein, and makes no representations about its suitability for any particular purpose. Users should make their own judgements about those matters and/or seek independent advice. You assume all risks associated with use of the data provided on this page.

Race Results

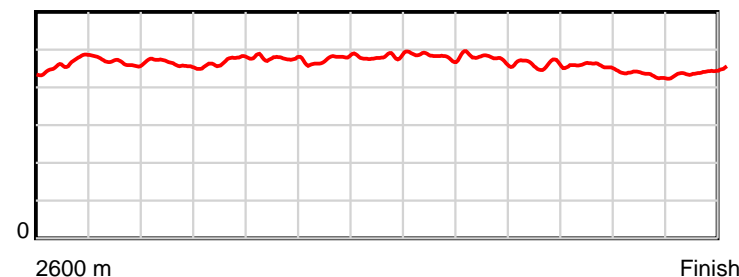
May 05, 2023, Race 3, FAT EDDIES MOBILE PACE, Distance 2600m, Addington - Survey 3200m

Result	TAB no.	Horse (Barrier)	2200m to	2000m to	1800m to	1600m to	1400m to	1200m to	1000m to	800m to	600m to	400m to	200m to	Total or	Margin
11th	8	Magic Four (8)	2000m	1800m	1600m	1400m	1200m	1000m	800m	600m	400m	200m	WP	Average	
		Position in running (margin)	12(18.2)	12(18.9)	12(14.9)	12(14.5)	12(11.9)	12(12.1)	12(12.6)	12(12.3)	12(11.3)	12(13.5)	13(13.1)		8.90
		Sectional time (s)	15.30	14.88	16.25	15.64	15.55	15.99	15.82	14.35	14.29	13.69	13.62		
		Cumulative time (s)	165.38	150.08	135.20	118.95	103.31	87.76	71.77	55.95	41.60	27.31	13.62	3:15.97	
		Speed (m/s)	13.07	13.44	12.31	12.79	12.86	12.51	12.64	13.94	14.00	14.61	14.68	13.27	
		Stride length (m)	6.05	6.31	5.88	6.07	6.20	6.05	6.01	6.42	6.36	6.32	6.50	6.18	
		Stride duration (s)	0.463	0.469	0.478	0.475	0.482	0.483	0.475	0.461	0.454	0.433	0.443	0.466	
		Stride efficiency (%)	57.26	62.18	53.99	57.55	59.99	57.10	56.35	64.39	63.18	62.49	66.05	59.61	
		Stride count	33.04	31.71	34.03	32.96	32.28	33.08	33.30	31.16	31.45	31.63	30.76	420.97	

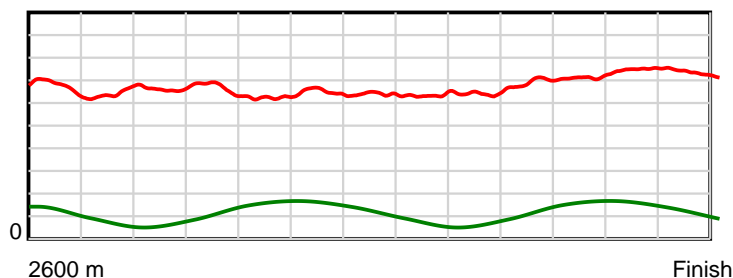
10 m Stride length



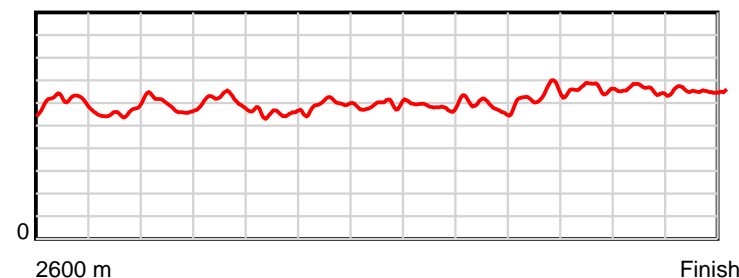
0.6 s Stride duration



20 m/sec Speed



100 % Stride efficiency



Note: Horizontal distance axis grid lines are 200m furlongs.

Disclaimer.

HRNZ and NZMTC and Thoroughbred Ratings Pty Ltd accepts no responsibility for the completeness or accuracy of any of the information contained herein, and makes no representations about its suitability for any particular purpose. Users should make their own judgements about those matters and/or seek independent advice. You assume all risks associated with use of the data provided on this page.



Race Results



May 05, 2023, Race 3, FAT EDDIES MOBILE PACE, Distance 2600m, Addington - Survey 3200m

Result	TAB no.	Horse (Barrier)	2600 to	2400m to
12th	11	Midfrew Luisia... (11)	2400m	2200m
		Position in running (margin)	-	8(6.6)
		Sectional time (s)	14.08	15.02
		Cumulative time (s)	196.01	181.93
		Speed (m/s)	14.21	13.32
		Stride length (m)	7.20	6.85
		Stride duration (s)	0.492	0.515
		Stride efficiency (%)	81.09	73.31
		Stride count	27.76	29.20

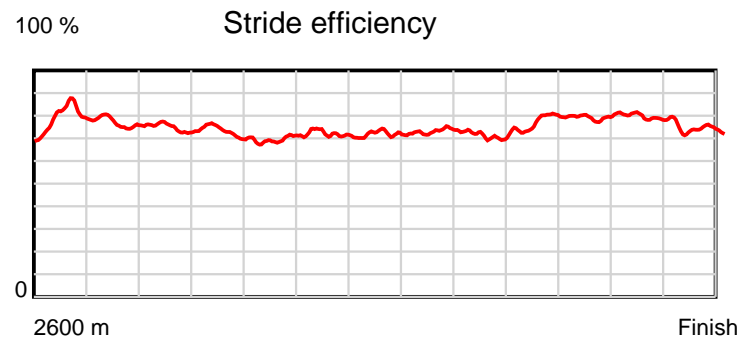
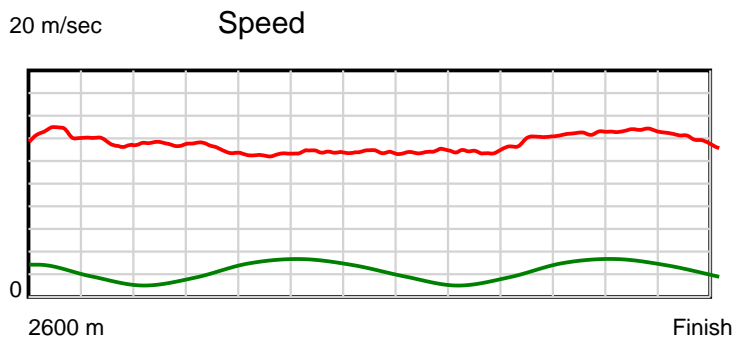
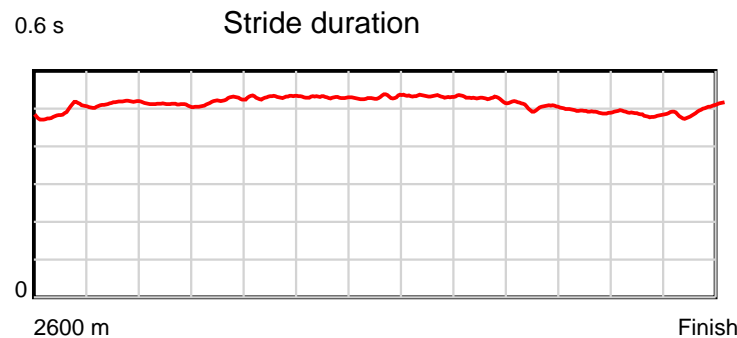
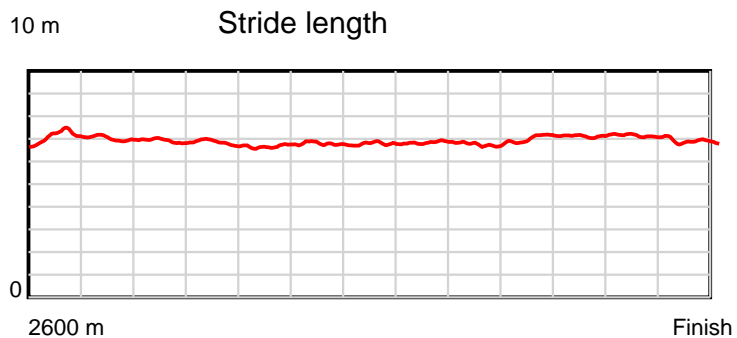
Disclaimer.

HRNZ and NZMTC and Thoroughbred Ratings Pty Ltd accepts no responsibility for the completeness or accuracy of any of the information contained herein, and makes no representations about its suitability for any particular purpose. Users should make their own judgements about those matters and/or seek independent advice. You assume all risks associated with use of the data provided on this page.

Race Results

May 05, 2023, Race 3, FAT EDDIES MOBILE PACE, Distance 2600m, Addington - Survey 3200m

Result	TAB no.	Horse (Barrier)	2200m to	2000m to	1800m to	1600m to	1400m to	1200m to	1000m to	800m to	600m to	400m to	200m to	Total or	Margin
12th	11	Midfrew Luisia... (11)	2000m	1800m	1600m	1400m	1200m	1000m	800m	600m	400m	200m	WP	Average	
		Position in running (margin)	8(10.1)	8(9.9)	7(7.6)	7(6.9)	8(6.4)	8(6.6)	8(7.5)	8(7.2)	8(6.7)	9(7.9)	9(8.6)		9.10
		Sectional time (s)	15.15	15.16	16.21	15.99	15.54	16.06	15.83	14.42	14.12	13.88	14.55		
		Cumulative time (s)	166.91	151.76	136.60	120.39	104.40	88.86	72.80	56.97	42.55	28.43	14.55	3:16.01	
		Speed (m/s)	13.20	13.19	12.34	12.51	12.87	12.45	12.63	13.87	14.16	14.41	13.75	13.26	
		Stride length (m)	6.75	6.88	6.55	6.63	6.83	6.64	6.62	6.99	6.96	6.99	6.84	6.82	
		Stride duration (s)	0.511	0.521	0.531	0.530	0.531	0.533	0.524	0.504	0.492	0.485	0.497	0.514	
		Stride efficiency (%)	71.12	73.98	67.12	68.69	72.87	68.87	68.47	76.33	75.80	76.46	73.03	72.70	
		Stride count	29.65	29.07	30.52	30.17	29.29	30.13	30.21	28.62	28.72	28.59	29.26	381.19	



Note: Horizontal distance axis grid lines are 200m furlongs.

Disclaimer.

HRNZ and NZMTC and Thoroughbred Ratings Pty Ltd accepts no responsibility for the completeness or accuracy of any of the information contained herein, and makes no representations about its suitability for any particular purpose. Users should make their own judgements about those matters and/or seek independent advice. You assume all risks associated with use of the data provided on this page.



Race Results



May 05, 2023, Race 3, FAT EDDIES MOBILE PACE, Distance 2600m, Addington - Survey 3200m

Result	TAB no.	Horse (Barrier)	2600 to	2400m to
13th	9	Lone Wolf (9)	2400m	2200m
		Position in running (margin)	-	11(9.7)
		Sectional time (s)	14.66	16.28
		Cumulative time (s)	196.06	181.40
		Speed (m/s)	13.65	12.29
		Stride length (m)	6.67	6.16
		Stride duration (s)	0.490	0.501
		Stride efficiency (%)	69.52	59.25
		Stride count	29.99	32.48

Disclaimer.

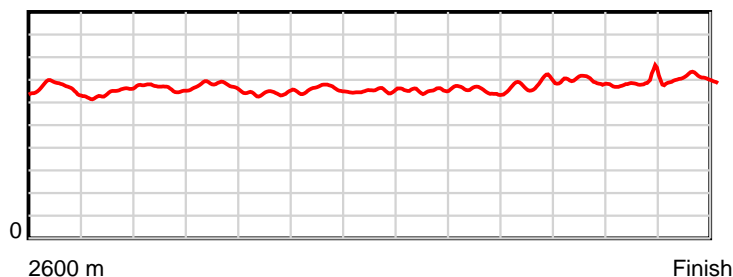
HRNZ and NZMTC and Thoroughbred Ratings Pty Ltd accepts no responsibility for the completeness or accuracy of any of the information contained herein, and makes no representations about its suitability for any particular purpose. Users should make their own judgements about those matters and/or seek independent advice. You assume all risks associated with use of the data provided on this page.

Race Results

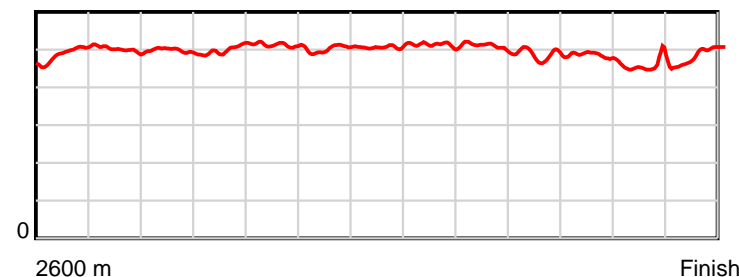
May 05, 2023, Race 3, FAT EDDIES MOBILE PACE, Distance 2600m, Addington - Survey 3200m

Result	TAB no.	Horse (Barrier)	2200m to	2000m to	1800m to	1600m to	1400m to	1200m to	1000m to	800m to	600m to	400m to	200m to	Total or	Margin
13th	9	Lone Wolf (9)	2000m	1800m	1600m	1400m	1200m	1000m	800m	600m	400m	200m	WP	Average	
		Position in running (margin)	13(20.8)	13(21.5)	13(17.3)	13(16.7)	13(13.8)	13(13.8)	13(15.2)	13(14.5)	13(13.4)	13(15.4)	12(12.3)		9.40
		Sectional time (s)	15.31	14.84	16.22	15.58	15.52	16.14	15.77	14.31	14.27	13.24	13.92		
		Cumulative time (s)	165.12	149.81	134.97	118.75	103.17	87.65	71.51	55.74	41.43	27.16	13.92	3:16.06	
		Speed (m/s)	13.06	13.48	12.33	12.84	12.89	12.39	12.68	13.98	14.02	15.11	14.37	13.26	
		Stride length (m)	6.50	6.75	6.32	6.44	6.54	6.35	6.42	6.81	6.74	6.85	7.06	6.58	
		Stride duration (s)	0.497	0.501	0.512	0.502	0.508	0.512	0.506	0.487	0.481	0.454	0.492	0.496	
		Stride efficiency (%)	66.02	71.29	62.33	64.83	66.89	63.01	64.32	72.51	70.96	73.42	77.89	67.58	
		Stride count	30.77	29.61	31.67	31.05	30.57	31.50	31.17	29.36	29.68	29.18	28.33	395.36	

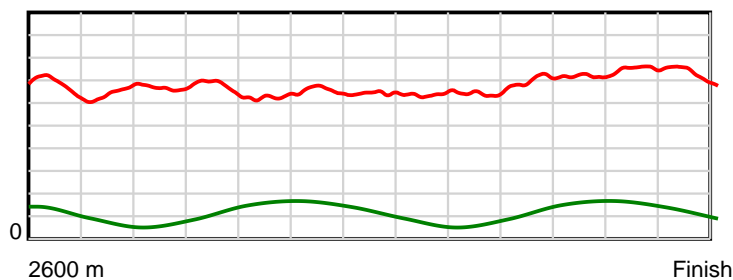
10 m Stride length



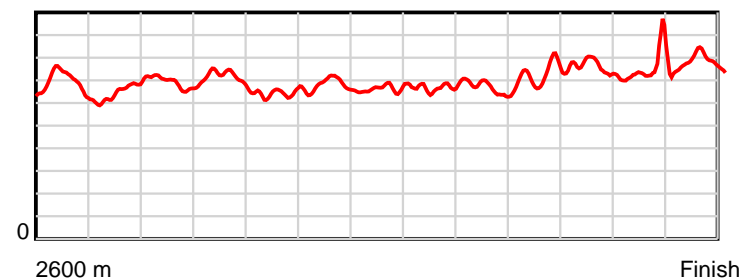
0.6 s Stride duration



20 m/sec Speed



100 % Stride efficiency



Note: Horizontal distance axis grid lines are 200m furlongs.

Disclaimer.

HRNZ and NZMTC and Thoroughbred Ratings Pty Ltd accepts no responsibility for the completeness or accuracy of any of the information contained herein, and makes no representations about its suitability for any particular purpose. Users should make their own judgements about those matters and/or seek independent advice. You assume all risks associated with use of the data provided on this page.



Race Results



May 05, 2023, Race 3, FAT EDDIES MOBILE PACE, Distance 2600m, Addington - Survey 3200m

Result	TAB no.	Horse (Barrier)	2600 to	2400m to
14th	13	Arizonawildcat (13)	2400m	2200m
		Position in running (margin)	-	12(10.4)
		Sectional time (s)	14.90	14.99
		Cumulative time (s)	196.14	181.24
		Speed (m/s)	13.43	13.34
		Stride length (m)	6.38	6.13
		Stride duration (s)	0.461	0.459
		Stride efficiency (%)	63.69	58.64
		Stride count	31.33	32.65

Disclaimer.

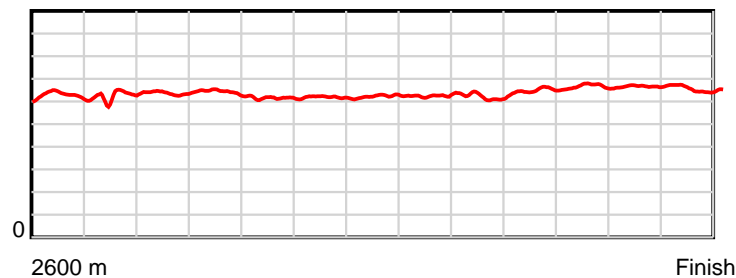
HRNZ and NZMTC and Thoroughbred Ratings Pty Ltd accepts no responsibility for the completeness or accuracy of any of the information contained herein, and makes no representations about its suitability for any particular purpose. Users should make their own judgements about those matters and/or seek independent advice. You assume all risks associated with use of the data provided on this page.

Race Results

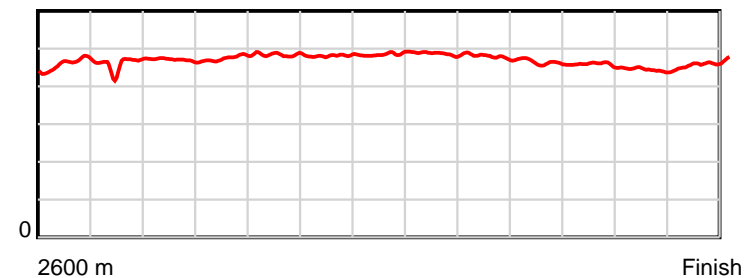
May 05, 2023, Race 3, FAT EDDIES MOBILE PACE, Distance 2600m, Addington - Survey 3200m

Result	TAB no.	Horse (Barrier)	2200m to	2000m to	1800m to	1600m to	1400m to	1200m to	1000m to	800m to	600m to	400m to	200m to	Total or	Margin
14th	13	Arizonawildcat (13)	2000m	1800m	1600m	1400m	1200m	1000m	800m	600m	400m	200m	WP	Average	
		Position in running (margin)	10(13.7)	10(14.7)	10(11.4)	10(11.9)	11(9.9)	11(10.3)	11(10.8)	11(11.0)	11(10.0)	11(11.8)	11(11.1)		9.90
		Sectional time (s)	15.35	14.98	16.40	15.73	15.59	16.00	15.90	14.34	14.23	13.64	14.09		
		Cumulative time (s)	166.25	150.90	135.92	119.52	103.79	88.20	72.20	56.30	41.96	27.73	14.09	3:16.14	
		Speed (m/s)	13.03	13.35	12.20	12.71	12.83	12.50	12.58	13.95	14.05	14.66	14.19	13.26	
		Stride length (m)	6.13	6.35	5.90	6.12	6.23	6.08	6.01	6.45	6.42	6.51	6.57	6.25	
		Stride duration (s)	0.471	0.475	0.484	0.481	0.486	0.487	0.478	0.462	0.457	0.444	0.463	0.471	
		Stride efficiency (%)	58.75	62.93	54.43	58.49	60.74	57.85	56.44	64.93	64.46	66.23	67.35	60.96	
		Stride count	32.62	31.52	33.89	32.69	32.08	32.87	33.28	31.03	31.14	30.72	30.46	416.28	

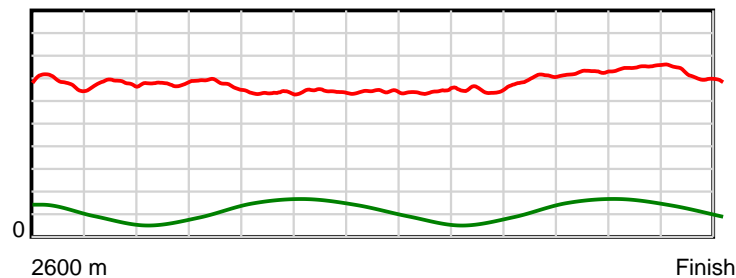
10 m Stride length



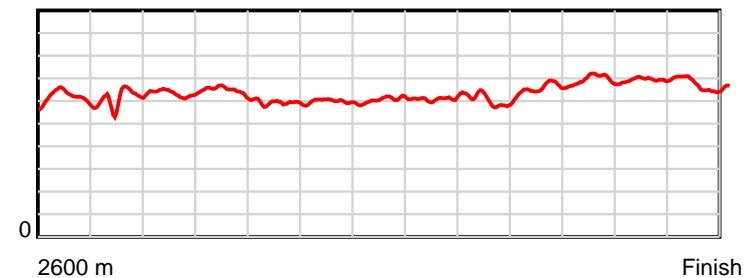
0.6 s Stride duration



20 m/sec Speed



100 % Stride efficiency



Note: Horizontal distance axis grid lines are 200m furlongs.

Disclaimer.

HRNZ and NZMTC and Thoroughbred Ratings Pty Ltd accepts no responsibility for the completeness or accuracy of any of the information contained herein, and makes no representations about its suitability for any particular purpose. Users should make their own judgements about those matters and/or seek independent advice. You assume all risks associated with use of the data provided on this page.