



## Race Results

NZ Metropolitan Trotting Club Inc, HRNZ, May 12, 2023

Compilation date: May 12, 2023, 7:15:34 PM (NZST)

Copyright © 2023 HRNZ and NZMTC. All rights reserved.

### Trademarks.

StrideMASTER is a registered trademark of Thoroughbred Ratings Pty Ltd.

### Disclaimer.

HRNZ and NZMTC and Thoroughbred Ratings Pty Ltd accepts no responsibility for the completeness or accuracy of any of the information contained herein, and makes no representations about its suitability for any particular purpose. Users should make their own judgements about those matters and/or seek independent advice. You assume all risks associated with use of the data provided on this page.



# Race Results



May 12, 2023, Race 4, COMMODORE HOTEL HANDICAP PACE, Distance 2600m, Addington - Survey 3200m

Result	TAB no.	Horse (Barrier)	2600 to	2400m to
1st	6	<b>Smoke On The W... (6)</b>	<b>2400m</b>	<b>2200m</b>
		Position in running (margin)	-	14(14.0)
		Sectional time (s)	18.21	15.22
		Cumulative time (s)	195.77	177.56
		Speed (m/s)	10.98	13.14
		Stride length (m)	5.33	5.88
		Stride duration (s)	0.445	0.448
		Stride efficiency (%)	44.32	54.07
		Stride count	37.55	34.00

#### Disclaimer.

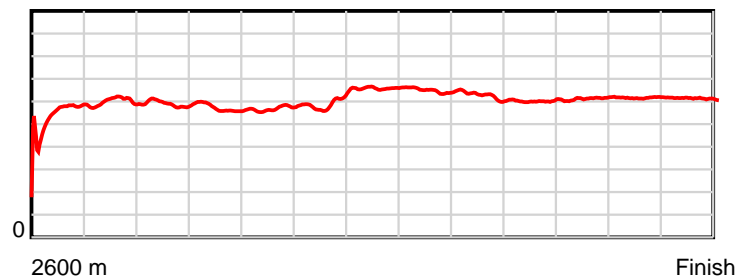
HRNZ and NZMTC and Thoroughbred Ratings Pty Ltd accepts no responsibility for the completeness or accuracy of any of the information contained herein, and makes no representations about its suitability for any particular purpose. Users should make their own judgements about those matters and/or seek independent advice. You assume all risks associated with use of the data provided on this page.

# Race Results

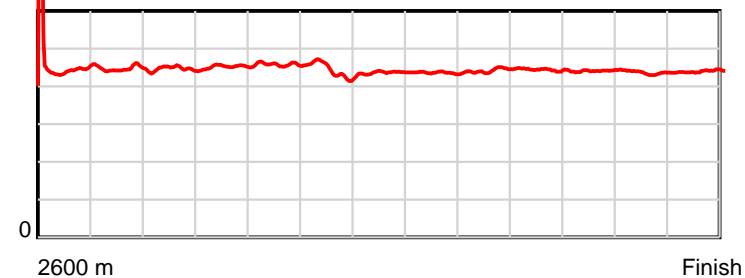
May 12, 2023, Race 4, COMMODORE HOTEL HANDICAP PACE, Distance 2600m, Addington - Survey 3200m

Result	TAB no.	Horse (Barrier)	2200m to	2000m to	1800m to	1600m to	1400m to	1200m to	1000m to	800m to	600m to	400m to	200m to	Total or	Margin
1st	6	<b>Smoke On The W... (6)</b>	<b>2000m</b>	<b>1800m</b>	<b>1600m</b>	<b>1400m</b>	<b>1200m</b>	<b>1000m</b>	<b>800m</b>	<b>600m</b>	<b>400m</b>	<b>200m</b>	<b>WP</b>	<b>Average</b>	
		Position in running (margin)	14(19.0)	14(18.6)	15(16.6)	15(17.0)	14(13.1)	7(4.7)	4(1.9)	2(1.0)	2(0.0)	2(0.6)	2(1.1)		0.00
		Sectional time (s)	15.30	15.85	16.18	15.10	13.31	13.84	14.62	14.74	14.74	14.28	14.38		
		Cumulative time (s)	162.34	147.04	131.19	115.01	99.91	86.60	72.76	58.14	43.40	28.66	14.38	3:15.77	
		Speed (m/s)	13.07	12.62	12.36	13.25	15.03	14.45	13.68	13.57	13.57	14.01	13.91	13.28	
		Stride length (m)	5.83	5.70	5.66	5.88	6.55	6.30	6.06	6.02	5.98	6.11	6.11	5.94	
		Stride duration (s)	0.446	0.452	0.458	0.444	0.436	0.436	0.443	0.443	0.441	0.436	0.440	0.447	
		Stride efficiency (%)	53.17	50.80	50.10	54.02	67.14	62.05	57.29	56.59	55.96	58.26	58.38	55.15	
		Stride count	34.29	35.08	35.32	34.02	30.51	31.74	33.03	33.23	33.42	32.75	32.72	437.66	

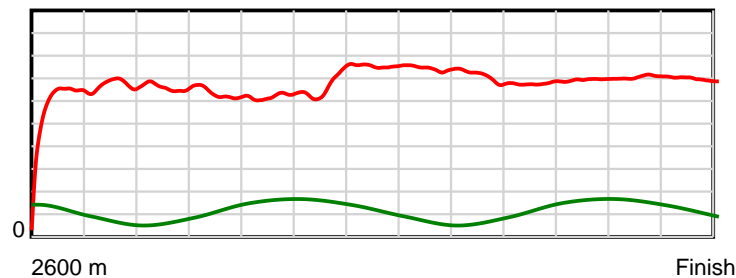
10 m Stride length



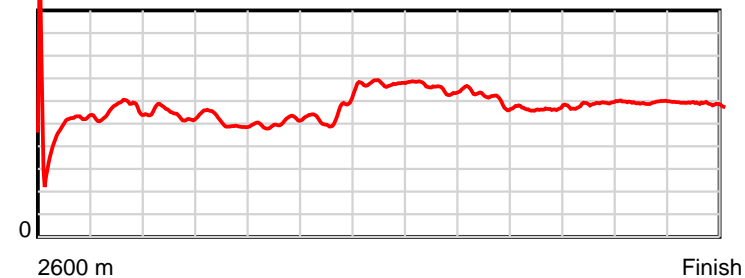
0.5 s Stride duration



20 m/sec Speed



100 % Stride efficiency



Note: Horizontal distance axis grid lines are 200m furlongs.

## Disclaimer.

HRNZ and NZMTC and Thoroughbred Ratings Pty Ltd accepts no responsibility for the completeness or accuracy of any of the information contained herein, and makes no representations about its suitability for any particular purpose. Users should make their own judgements about those matters and/or seek independent advice. You assume all risks associated with use of the data provided on this page.



# Race Results



May 12, 2023, Race 4, COMMODORE HOTEL HANDICAP PACE, Distance 2600m, Addington - Survey 3200m

Result	TAB no.	Horse (Barrier)	2600 to	2400m to
2nd	17	Ventura (0)	2400m	2200m
		Position in running (margin)	-	4(3.3)
		Sectional time (s)	16.51	13.84
		Cumulative time (s)	195.82	179.31
		Speed (m/s)	12.11	14.45
		Stride length (m)	5.58	6.12
		Stride duration (s)	0.406	0.423
		Stride efficiency (%)	48.64	58.52
		Stride count	35.85	32.68

#### Disclaimer.

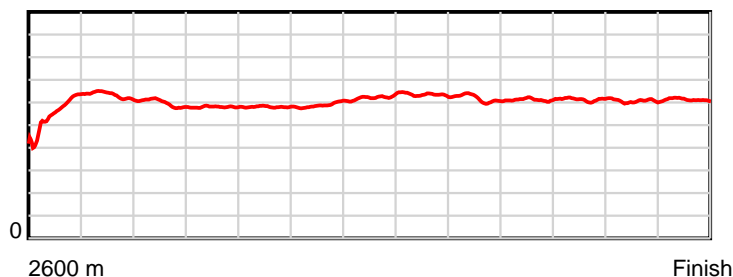
HRNZ and NZMTC and Thoroughbred Ratings Pty Ltd accepts no responsibility for the completeness or accuracy of any of the information contained herein, and makes no representations about its suitability for any particular purpose. Users should make their own judgements about those matters and/or seek independent advice. You assume all risks associated with use of the data provided on this page.

# Race Results

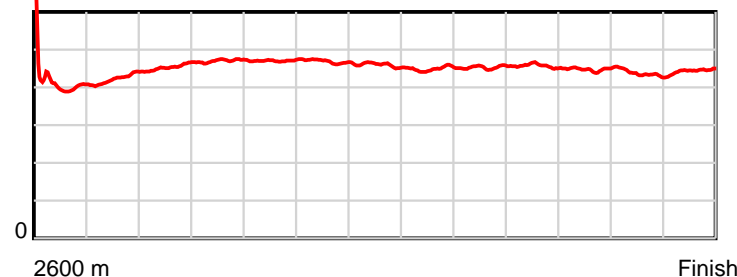
May 12, 2023, Race 4, COMMODORE HOTEL HANDICAP PACE, Distance 2600m, Addington - Survey 3200m

Result	TAB no.	Horse (Barrier)	2200m to	2000m to	1800m to	1600m to	1400m to	1200m to	1000m to	800m to	600m to	400m to	200m to	Total or	Margin
2nd	17	Ventura (0)	2000m	1800m	1600m	1400m	1200m	1000m	800m	600m	400m	200m	WP	Average	
		Position in running (margin)	1(0.0)	1(0.0)	1(0.0)	1(0.0)	1(0.0)	1(0.0)	1(0.0)	1(0.0)	1(0.0)	1(0.0)	1(0.0)		0.20
		Sectional time (s)	15.37	16.17	16.12	15.75	14.71	14.30	14.76	14.90	14.65	14.19	14.55		
		Cumulative time (s)	165.47	150.10	133.93	117.81	102.06	87.35	73.05	58.29	43.39	28.74	14.55	3:15.82	
		Speed (m/s)	13.01	12.37	12.41	12.70	13.60	13.99	13.55	13.42	13.65	14.09	13.75	13.28	
		Stride length (m)	5.91	5.82	5.83	5.95	6.24	6.28	6.14	6.12	6.12	6.14	6.11	6.02	
		Stride duration (s)	0.454	0.471	0.470	0.468	0.459	0.449	0.453	0.456	0.448	0.436	0.445	0.454	
		Stride efficiency (%)	54.52	52.97	53.18	55.28	60.82	61.62	58.96	58.50	58.52	58.97	58.43	56.67	
		Stride count	33.86	34.35	34.28	33.63	32.06	31.85	32.56	32.69	32.68	32.56	32.71	431.76	

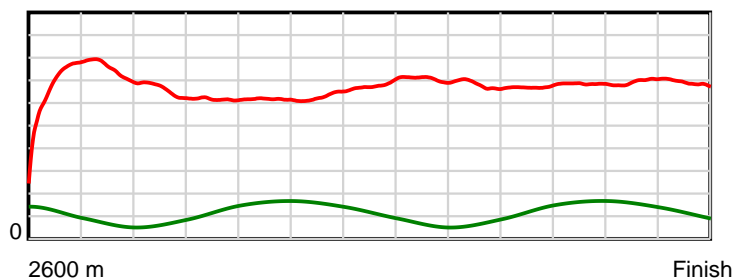
10 m Stride length



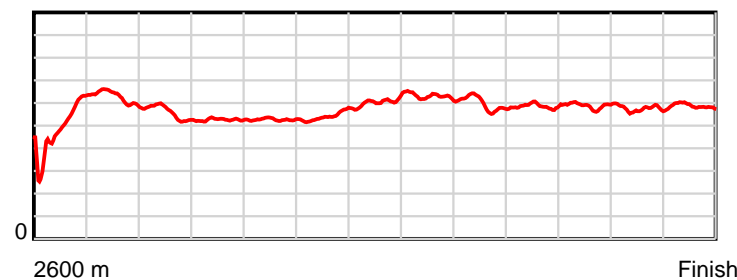
0.6 s Stride duration



20 m/sec Speed



100 % Stride efficiency



Note: Horizontal distance axis grid lines are 200m furlongs.

## Disclaimer.

HRNZ and NZMTC and Thoroughbred Ratings Pty Ltd accepts no responsibility for the completeness or accuracy of any of the information contained herein, and makes no representations about its suitability for any particular purpose. Users should make their own judgements about those matters and/or seek independent advice. You assume all risks associated with use of the data provided on this page.



# Race Results



May 12, 2023, Race 4, COMMODORE HOTEL HANDICAP PACE, Distance 2600m, Addington - Survey 3200m

Result	TAB no.	Horse (Barrier)	2600 to	2400m to
3rd	14	<b>Absolute Dynam... (14)</b>	<b>2400m</b>	<b>2200m</b>
		Position in running (margin)	-	10(11.3)
		Sectional time (s)	17.92	14.70
		Cumulative time (s)	195.87	177.95
		Speed (m/s)	11.16	13.61
		Stride length (m)	5.21	5.92
		Stride duration (s)	0.422	0.435
		Stride efficiency (%)	42.45	54.74
		Stride count	38.37	33.79

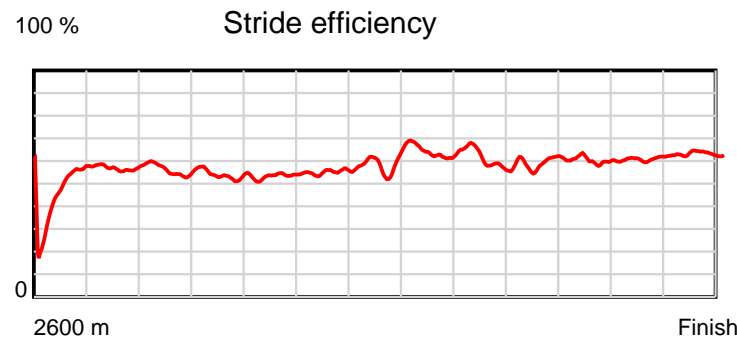
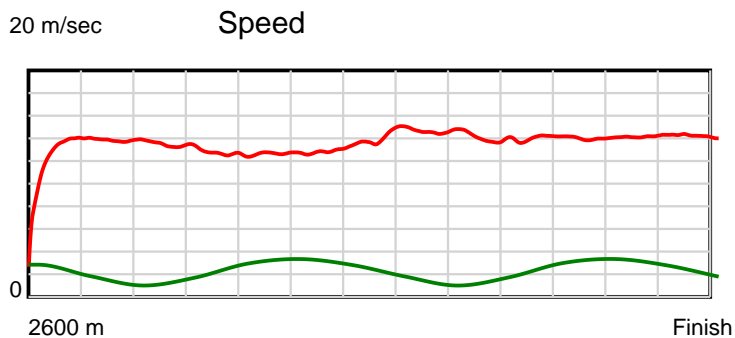
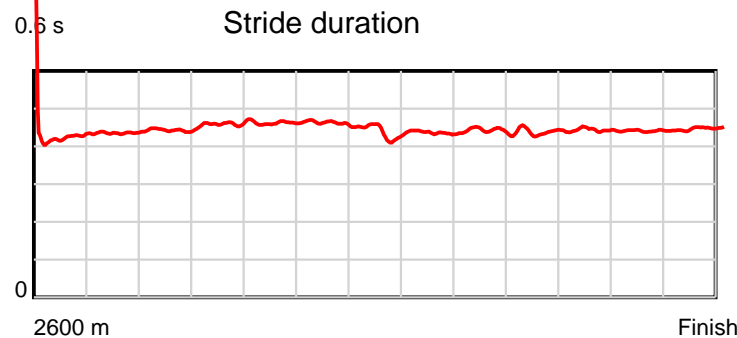
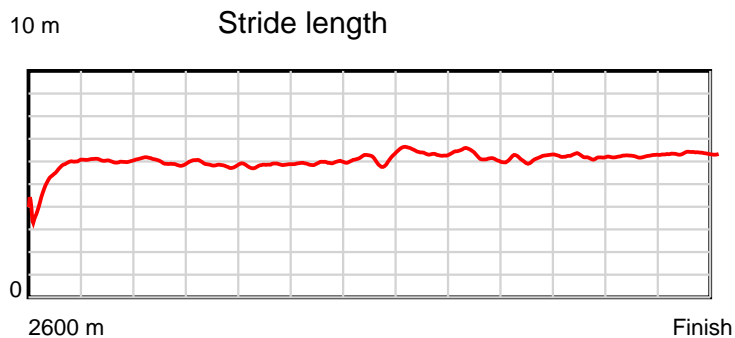
#### Disclaimer.

HRNZ and NZMTC and Thoroughbred Ratings Pty Ltd accepts no responsibility for the completeness or accuracy of any of the information contained herein, and makes no representations about its suitability for any particular purpose. Users should make their own judgements about those matters and/or seek independent advice. You assume all risks associated with use of the data provided on this page.

# Race Results

May 12, 2023, Race 4, COMMODORE HOTEL HANDICAP PACE, Distance 2600m, Addington - Survey 3200m

Result	TAB no.	Horse (Barrier)	2200m to	2000m to	1800m to	1600m to	1400m to	1200m to	1000m to	800m to	600m to	400m to	200m to	Total or	Margin
3rd	14	<b>Absolute Dynam... (14)</b>	<b>2000m</b>	<b>1800m</b>	<b>1600m</b>	<b>1400m</b>	<b>1200m</b>	<b>1000m</b>	<b>800m</b>	<b>600m</b>	<b>400m</b>	<b>200m</b>	<b>WP</b>	<b>Average</b>	
		Position in running (margin)	10(13.2)	10(13.3)	10(10.5)	10(10.7)	9(9.0)	10(6.5)	8(4.9)	7(5.9)	5(2.3)	5(2.9)	4(3.2)		0.60
		Sectional time (s)	15.38	15.71	16.16	15.45	14.31	14.03	14.93	14.30	14.75	14.25	13.98		
		Cumulative time (s)	163.25	147.87	132.16	116.00	100.55	86.24	72.21	57.28	42.98	28.23	13.98	3:15.87	
		Speed (m/s)	13.00	12.73	12.38	12.94	13.98	14.26	13.40	13.99	13.56	14.04	14.31	13.27	
		Stride length (m)	5.76	5.86	5.72	5.98	6.13	6.22	5.92	6.15	6.01	6.19	6.40	5.95	
		Stride duration (s)	0.443	0.460	0.462	0.462	0.439	0.436	0.442	0.440	0.443	0.441	0.448	0.448	
		Stride efficiency (%)	51.86	53.63	51.08	55.91	58.77	60.47	54.69	59.14	56.42	59.97	64.10	55.23	
		Stride count	34.72	34.14	34.98	33.44	32.61	32.15	33.81	32.51	33.28	32.29	31.23	437.32	



Note: Horizontal distance axis grid lines are 200m furlongs.

#### Disclaimer.

HRNZ and NZMTC and Thoroughbred Ratings Pty Ltd accepts no responsibility for the completeness or accuracy of any of the information contained herein, and makes no representations about its suitability for any particular purpose. Users should make their own judgements about those matters and/or seek independent advice. You assume all risks associated with use of the data provided on this page.



# Race Results



May 12, 2023, Race 4, COMMODORE HOTEL HANDICAP PACE, Distance 2600m, Addington - Survey 3200m

Result	TAB no.	Horse (Barrier)	2600 to	2400m to
4th	5	<b>Ron McKinley (5)</b>	<b>2400m</b>	<b>2200m</b>
		Position in running (margin)	-	12(12.6)
		Sectional time (s)	17.97	15.18
		Cumulative time (s)	196.02	178.05
		Speed (m/s)	11.13	13.18
		Stride length (m)	5.34	5.81
		Stride duration (s)	0.444	0.441
		Stride efficiency (%)	44.49	52.74
		Stride count	37.48	34.43

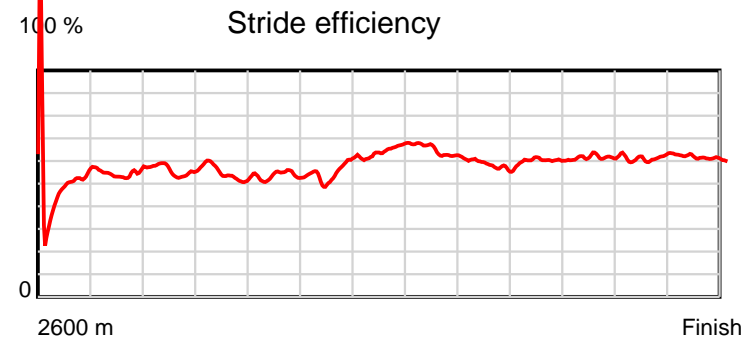
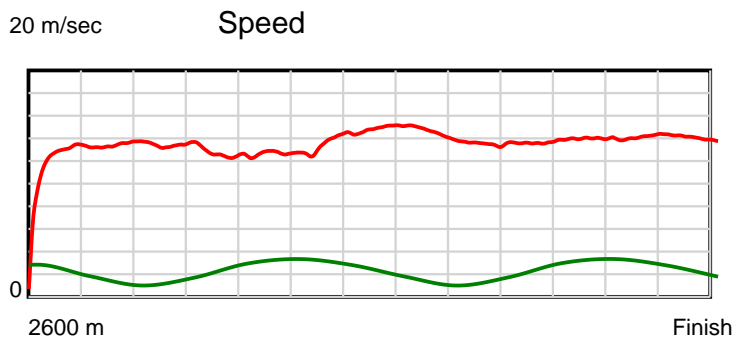
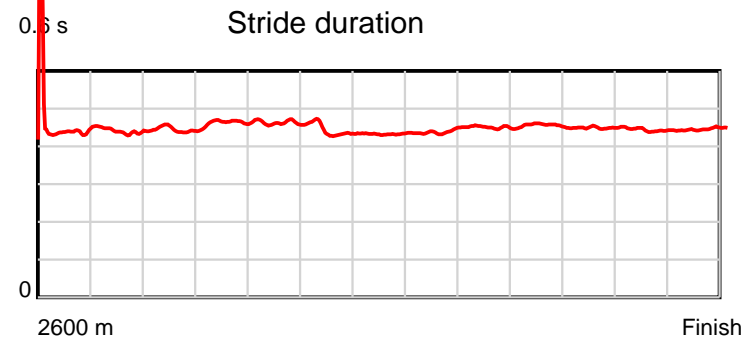
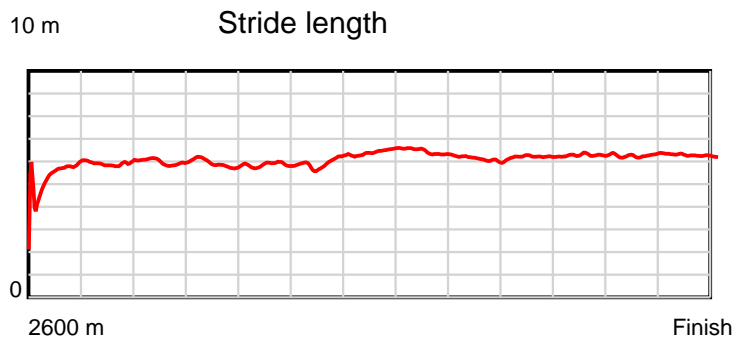
#### Disclaimer.

HRNZ and NZMTC and Thoroughbred Ratings Pty Ltd accepts no responsibility for the completeness or accuracy of any of the information contained herein, and makes no representations about its suitability for any particular purpose. Users should make their own judgements about those matters and/or seek independent advice. You assume all risks associated with use of the data provided on this page.

# Race Results

May 12, 2023, Race 4, COMMODORE HOTEL HANDICAP PACE, Distance 2600m, Addington - Survey 3200m

Result	TAB no.	Horse (Barrier)	2200m to	2000m to	1800m to	1600m to	1400m to	1200m to	1000m to	800m to	600m to	400m to	200m to	Total or	Margin
4th	5	Ron McKinley (5)	2000m	1800m	1600m	1400m	1200m	1000m	800m	600m	400m	200m	WP	Average	
		Position in running (margin)	13(17.3)	13(16.8)	13(14.0)	13(14.2)	10(9.2)	4(1.9)	2(0.4)	4(3.3)	4(2.3)	4(2.7)	5(3.6)		1.40
		Sectional time (s)	15.29	15.70	16.15	14.91	13.50	14.06	15.23	14.74	14.73	14.34	14.22		
		Cumulative time (s)	162.87	147.58	131.88	115.73	100.82	87.32	73.26	58.03	43.29	28.56	14.22	3:16.02	
		Speed (m/s)	13.08	12.74	12.38	13.41	14.81	14.22	13.13	13.57	13.58	13.95	14.06	13.26	
		Stride length (m)	5.81	5.91	5.73	5.92	6.41	6.26	5.91	6.19	6.10	6.17	6.28	5.97	
		Stride duration (s)	0.444	0.464	0.462	0.441	0.433	0.440	0.450	0.456	0.449	0.443	0.446	0.450	
		Stride efficiency (%)	52.82	54.55	51.23	54.75	64.29	61.23	54.56	59.80	58.24	59.58	61.56	55.77	
		Stride count	34.40	33.85	34.93	33.79	31.18	31.95	33.85	32.33	32.76	32.39	31.87	435.21	



Note: Horizontal distance axis grid lines are 200m furlongs.

#### Disclaimer.

HRNZ and NZMTC and Thoroughbred Ratings Pty Ltd accepts no responsibility for the completeness or accuracy of any of the information contained herein, and makes no representations about its suitability for any particular purpose. Users should make their own judgements about those matters and/or seek independent advice. You assume all risks associated with use of the data provided on this page.



# Race Results



May 12, 2023, Race 4, COMMODORE HOTEL HANDICAP PACE, Distance 2600m, Addington - Survey 3200m

Result	TAB no.	Horse (Barrier)	2600 to	2400m to
5th	4	Mucho Macho Ma... (4)	2400m	2200m
		Position in running (margin)	-	3(3.2)
		Sectional time (s)	16.58	14.59
		Cumulative time (s)	196.05	179.47
		Speed (m/s)	12.06	13.71
		Stride length (m)	5.23	5.86
		Stride duration (s)	0.431	0.427
		Stride efficiency (%)	42.70	53.63
		Stride count	38.26	34.14

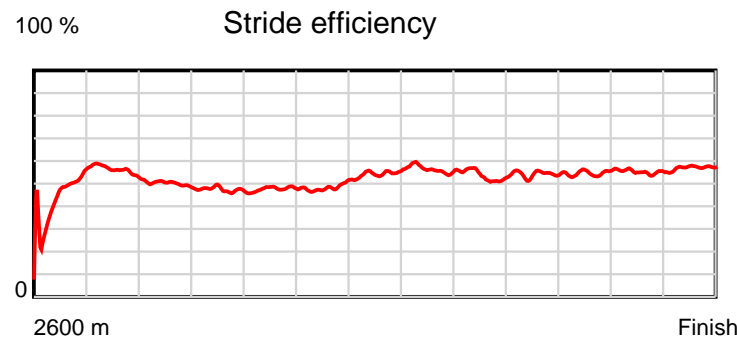
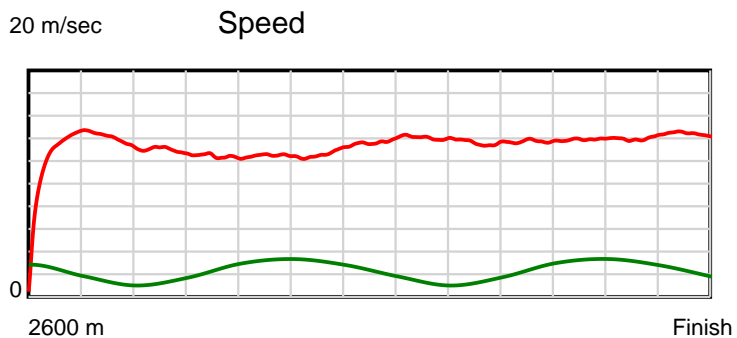
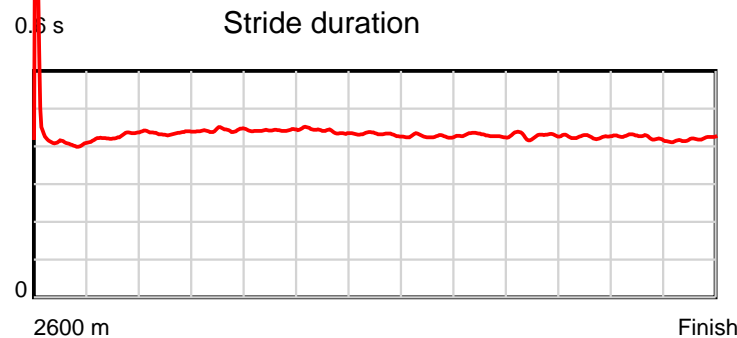
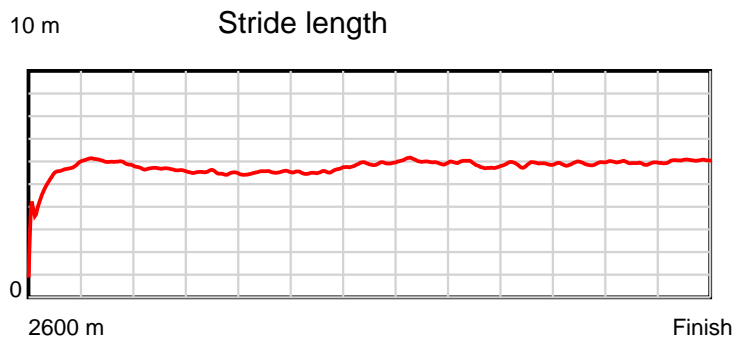
#### Disclaimer.

HRNZ and NZMTC and Thoroughbred Ratings Pty Ltd accepts no responsibility for the completeness or accuracy of any of the information contained herein, and makes no representations about its suitability for any particular purpose. Users should make their own judgements about those matters and/or seek independent advice. You assume all risks associated with use of the data provided on this page.

# Race Results

May 12, 2023, Race 4, COMMODORE HOTEL HANDICAP PACE, Distance 2600m, Addington - Survey 3200m

Result	TAB no.	Horse (Barrier)	2200m to	2000m to	1800m to	1600m to	1400m to	1200m to	1000m to	800m to	600m to	400m to	200m to	Total or	Margin
5th	4	Mucho Macho Ma... (4)	2000m	1800m	1600m	1400m	1200m	1000m	800m	600m	400m	200m	WP	Average	
		Position in running (margin)	5(4.4)	5(6.7)	6(6.7)	6(5.8)	6(5.4)	8(4.9)	9(5.5)	8(6.0)	8(4.8)	7(4.4)	7(4.8)		1.60
		Sectional time (s)	15.75	16.17	15.98	15.66	14.65	14.40	14.84	14.71	14.58	14.25	13.89		
		Cumulative time (s)	164.88	149.13	132.96	116.98	101.32	86.67	72.27	57.43	42.72	28.14	13.89	3:16.05	
		Speed (m/s)	12.70	12.37	12.52	12.77	13.65	13.89	13.48	13.60	13.72	14.04	14.40	13.26	
		Stride length (m)	5.53	5.48	5.54	5.63	5.90	5.93	5.78	5.84	5.84	5.95	6.05	5.73	
		Stride duration (s)	0.436	0.443	0.442	0.441	0.432	0.427	0.429	0.429	0.426	0.424	0.420	0.432	
		Stride efficiency (%)	47.86	46.95	47.88	49.58	54.34	54.92	52.23	53.25	53.22	55.25	57.14	51.22	
		Stride count	36.14	36.49	36.13	35.51	33.91	33.74	34.59	34.26	34.27	33.63	33.07	454.14	



Note: Horizontal distance axis grid lines are 200m furlongs.

**Disclaimer.**

HRNZ and NZMTC and Thoroughbred Ratings Pty Ltd accepts no responsibility for the completeness or accuracy of any of the information contained herein, and makes no representations about its suitability for any particular purpose. Users should make their own judgements about those matters and/or seek independent advice. You assume all risks associated with use of the data provided on this page.



# Race Results



May 12, 2023, Race 4, COMMODORE HOTEL HANDICAP PACE, Distance 2600m, Addington - Survey 3200m

Result	TAB no.	Horse (Barrier)	2600 to	2400m to
6th	10	<b>The Conqueror (10)</b>	<b>2400m</b>	<b>2200m</b>
		Position in running (margin)	-	2(1.7)
		Sectional time (s)	16.12	14.40
		Cumulative time (s)	196.19	180.07
		Speed (m/s)	12.41	13.89
		Stride length (m)	6.18	6.80
		Stride duration (s)	0.494	0.490
		Stride efficiency (%)	59.67	72.30
		Stride count	32.37	29.40

## Disclaimer.

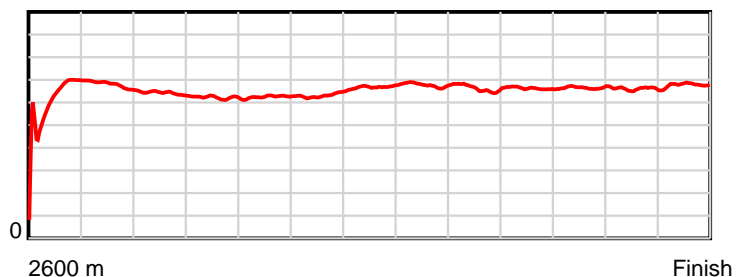
HRNZ and NZMTC and Thoroughbred Ratings Pty Ltd accepts no responsibility for the completeness or accuracy of any of the information contained herein, and makes no representations about its suitability for any particular purpose. Users should make their own judgements about those matters and/or seek independent advice. You assume all risks associated with use of the data provided on this page.

# Race Results

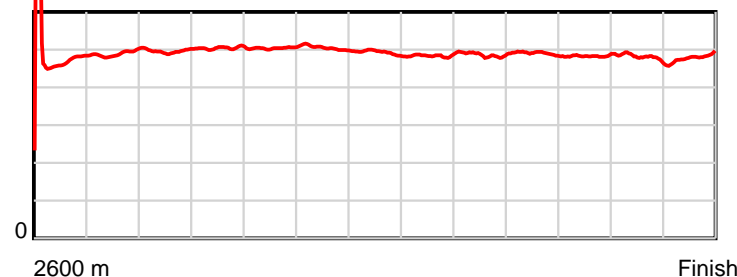
May 12, 2023, Race 4, COMMODORE HOTEL HANDICAP PACE, Distance 2600m, Addington - Survey 3200m

Result	TAB no.	Horse (Barrier)	2200m to	2000m to	1800m to	1600m to	1400m to	1200m to	1000m to	800m to	600m to	400m to	200m to	Total or	Margin
6th	10	<b>The Conqueror (10)</b>	<b>2000m</b>	<b>1800m</b>	<b>1600m</b>	<b>1400m</b>	<b>1200m</b>	<b>1000m</b>	<b>800m</b>	<b>600m</b>	<b>400m</b>	<b>200m</b>	<b>WP</b>	<b>Average</b>	
		Position in running (margin)	3(1.8)	3(4.5)	4(4.4)	4(4.7)	4(3.9)	5(3.5)	6(3.5)	5(4.3)	6(3.8)	6(3.6)	6(4.2)		2.40
		Sectional time (s)	15.81	16.15	16.18	15.60	14.65	14.30	14.90	14.82	14.62	14.29	14.35		
		Cumulative time (s)	165.67	149.86	133.71	117.53	101.93	87.28	72.98	58.08	43.26	28.64	14.35	3:16.19	
		Speed (m/s)	12.65	12.38	12.36	12.82	13.65	13.99	13.42	13.50	13.68	14.00	13.94	13.25	
		Stride length (m)	6.28	6.24	6.23	6.47	6.72	6.77	6.52	6.61	6.61	6.70	6.69	6.52	
		Stride duration (s)	0.496	0.504	0.504	0.504	0.492	0.484	0.486	0.490	0.483	0.479	0.480	0.492	
		Stride efficiency (%)	61.56	60.90	60.68	65.34	70.57	71.66	66.43	68.29	68.24	70.24	69.94	66.39	
		Stride count	31.86	32.04	32.10	30.93	29.76	29.53	30.67	30.25	30.26	29.83	29.89	398.89	

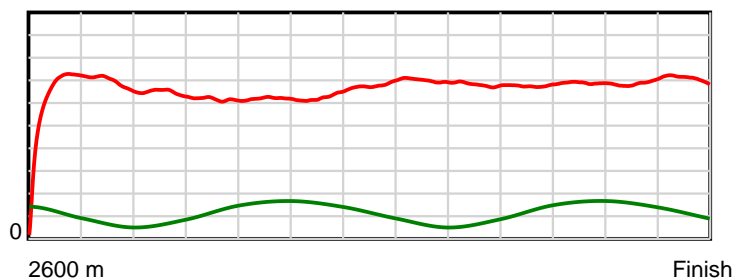
10 m Stride length



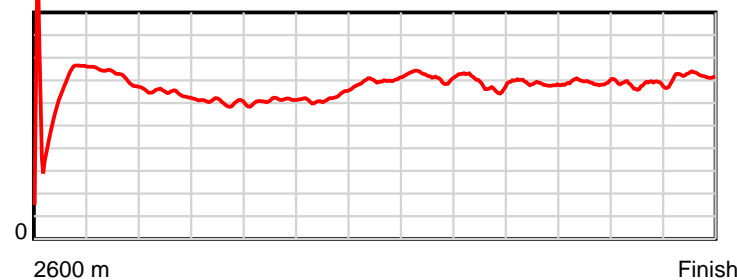
0.6 s Stride duration



20 m/sec Speed



100 % Stride efficiency



Note: Horizontal distance axis grid lines are 200m furlongs.

**Disclaimer.**

HRNZ and NZMTC and Thoroughbred Ratings Pty Ltd accepts no responsibility for the completeness or accuracy of any of the information contained herein, and makes no representations about its suitability for any particular purpose. Users should make their own judgements about those matters and/or seek independent advice. You assume all risks associated with use of the data provided on this page.



# Race Results



May 12, 2023, Race 4, COMMODORE HOTEL HANDICAP PACE, Distance 2600m, Addington - Survey 3200m

Result	TAB no.	Horse (Barrier)	2600 to	2400m to
7th	13	Foveaux Gamble... (13)	2400m	2200m
		Position in running (margin)	-	8(8.7)
		Sectional time (s)	17.17	14.53
		Cumulative time (s)	196.19	179.02
		Speed (m/s)	11.65	13.76
		Stride length (m)	5.56	6.24
		Stride duration (s)	0.436	0.454
		Stride efficiency (%)	48.32	60.90
		Stride count	35.97	32.04

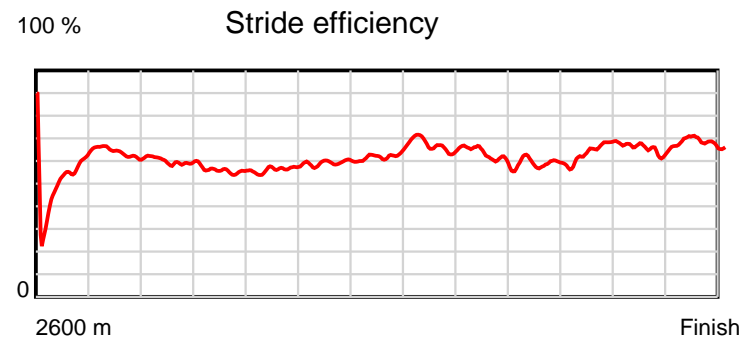
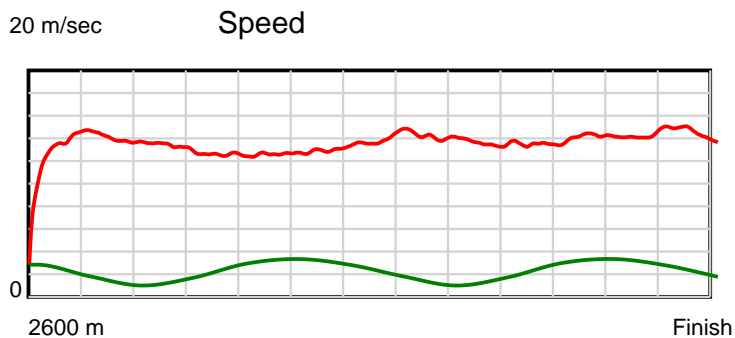
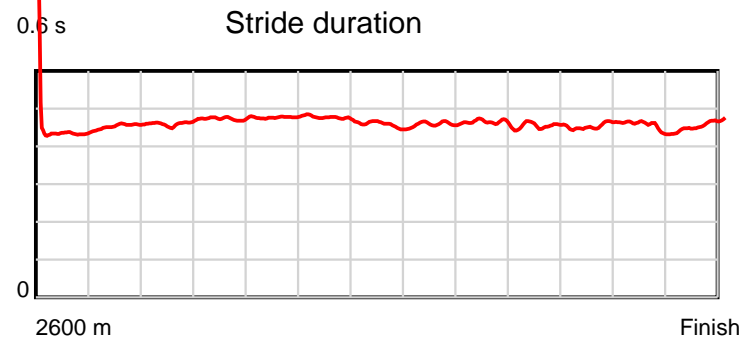
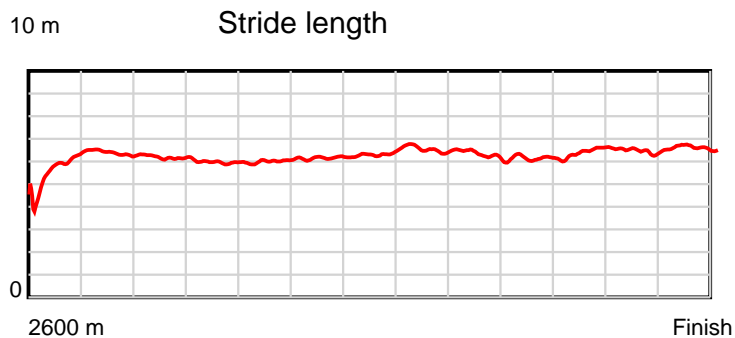
## Disclaimer.

HRNZ and NZMTC and Thoroughbred Ratings Pty Ltd accepts no responsibility for the completeness or accuracy of any of the information contained herein, and makes no representations about its suitability for any particular purpose. Users should make their own judgements about those matters and/or seek independent advice. You assume all risks associated with use of the data provided on this page.

# Race Results

May 12, 2023, Race 4, COMMODORE HOTEL HANDICAP PACE, Distance 2600m, Addington - Survey 3200m

Result	TAB no.	Horse (Barrier)	2200m to	2000m to	1800m to	1600m to	1400m to	1200m to	1000m to	800m to	600m to	400m to	200m to	Total or	Margin
7th	13	<b>Foveaux Gamble... (13)</b>	<b>2000m</b>	<b>1800m</b>	<b>1600m</b>	<b>1400m</b>	<b>1200m</b>	<b>1000m</b>	<b>800m</b>	<b>600m</b>	<b>400m</b>	<b>200m</b>	<b>WP</b>	<b>Average</b>	
		Position in running (margin)	8(9.6)	8(9.5)	7(7.6)	8(7.7)	7(7.1)	9(6.0)	10(6.5)	12(8.7)	11(7.6)	10(6.1)	10(6.6)		2.40
		Sectional time (s)	15.36	15.85	16.14	15.65	14.53	14.38	15.12	14.72	14.41	14.27	14.06		
		Cumulative time (s)	164.49	149.13	133.28	117.14	101.49	86.96	72.58	57.46	42.74	28.33	14.06	3:16.19	
		Speed (m/s)	13.02	12.62	12.39	12.78	13.76	13.91	13.23	13.59	13.88	14.02	14.22	13.25	
		Stride length (m)	6.00	5.98	5.91	6.08	6.29	6.40	6.12	6.18	6.31	6.33	6.53	6.14	
		Stride duration (s)	0.461	0.474	0.477	0.476	0.457	0.460	0.463	0.455	0.455	0.451	0.459	0.463	
		Stride efficiency (%)	56.24	55.86	54.54	57.71	61.77	64.00	58.46	59.75	62.22	62.57	66.61	58.87	
		Stride count	33.34	33.45	33.85	32.91	31.81	31.25	32.70	32.34	31.70	31.61	30.63	423.60	



Note: Horizontal distance axis grid lines are 200m furlongs.

#### Disclaimer.

HRNZ and NZMTC and Thoroughbred Ratings Pty Ltd accepts no responsibility for the completeness or accuracy of any of the information contained herein, and makes no representations about its suitability for any particular purpose. Users should make their own judgements about those matters and/or seek independent advice. You assume all risks associated with use of the data provided on this page.



# Race Results



May 12, 2023, Race 4, COMMODORE HOTEL HANDICAP PACE, Distance 2600m, Addington - Survey 3200m

Result	TAB no.	Horse (Barrier)	2600 to	2400m to
8th	11	<b>Piece Of Gold (11)</b>	<b>2400m</b>	<b>2200m</b>
		Position in running (margin)	-	1(0.0)
		Sectional time (s)	15.91	14.48
		Cumulative time (s)	196.48	180.57
		Speed (m/s)	12.57	13.81
		Stride length (m)	5.27	6.02
		Stride duration (s)	0.419	0.436
		Stride efficiency (%)	43.38	56.57
		Stride count	37.96	33.24

#### Disclaimer.

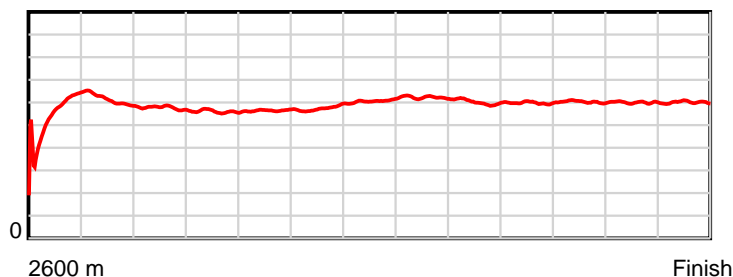
HRNZ and NZMTC and Thoroughbred Ratings Pty Ltd accepts no responsibility for the completeness or accuracy of any of the information contained herein, and makes no representations about its suitability for any particular purpose. Users should make their own judgements about those matters and/or seek independent advice. You assume all risks associated with use of the data provided on this page.

# Race Results

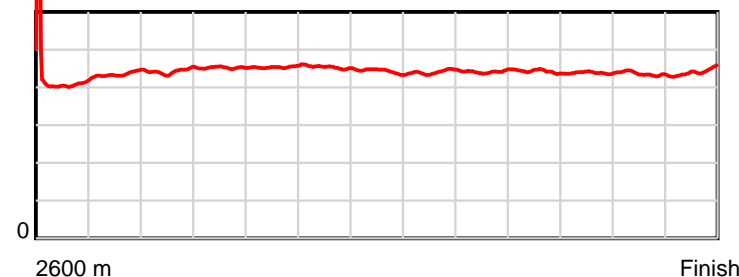
May 12, 2023, Race 4, COMMODORE HOTEL HANDICAP PACE, Distance 2600m, Addington - Survey 3200m

Result	TAB no.	Horse (Barrier)	2200m to	2000m to	1800m to	1600m to	1400m to	1200m to	1000m to	800m to	600m to	400m to	200m to	Total or	Margin
8th	11	<b>Piece Of Gold (11)</b>	<b>2000m</b>	<b>1800m</b>	<b>1600m</b>	<b>1400m</b>	<b>1200m</b>	<b>1000m</b>	<b>800m</b>	<b>600m</b>	<b>400m</b>	<b>200m</b>	<b>WP</b>	<b>Average</b>	
		Position in running (margin)	2(0.6)	2(2.5)	2(2.5)	2(2.1)	2(1.7)	2(1.3)	3(1.6)	3(2.4)	3(1.9)	3(1.6)	3(2.4)		4.00
		Sectional time (s)	15.69	16.17	16.05	15.68	14.65	14.36	14.89	14.82	14.60	14.33	14.85		
		Cumulative time (s)	166.09	150.40	134.23	118.18	102.50	87.85	73.49	58.60	43.78	29.18	14.85	3:16.48	
		Speed (m/s)	12.75	12.37	12.46	12.76	13.65	13.93	13.43	13.50	13.70	13.96	13.47	13.23	
		Stride length (m)	5.65	5.59	5.65	5.78	6.05	6.14	5.93	5.97	6.01	6.09	5.96	5.84	
		Stride duration (s)	0.443	0.452	0.454	0.453	0.443	0.441	0.441	0.442	0.439	0.436	0.442	0.442	
		Stride efficiency (%)	49.81	48.81	49.94	52.27	57.11	58.94	54.90	55.64	56.36	57.88	55.48	53.34	
		Stride count	35.43	35.79	35.38	34.58	33.08	32.57	33.74	33.52	33.30	32.86	33.57	445.02	

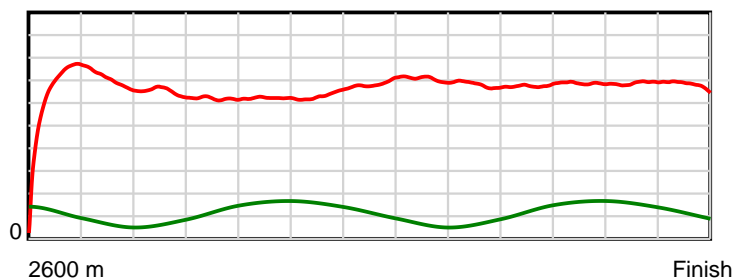
10 m Stride length



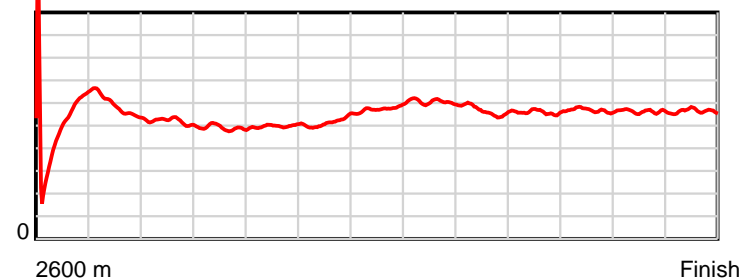
0.5 s Stride duration



20 m/sec Speed



100 % Stride efficiency



Note: Horizontal distance axis grid lines are 200m furlongs.

## Disclaimer.

HRNZ and NZMTC and Thoroughbred Ratings Pty Ltd accepts no responsibility for the completeness or accuracy of any of the information contained herein, and makes no representations about its suitability for any particular purpose. Users should make their own judgements about those matters and/or seek independent advice. You assume all risks associated with use of the data provided on this page.



# Race Results



May 12, 2023, Race 4, COMMODORE HOTEL HANDICAP PACE, Distance 2600m, Addington - Survey 3200m

Result	TAB no.	Horse (Barrier)	2600 to	2400m to
9th	1	<b>Justace (1)</b>	<b>2400m</b>	<b>2200m</b>
		Position in running (margin)	-	6(6.3)
		Sectional time (s)	16.88	14.44
		Cumulative time (s)	196.71	179.83
		Speed (m/s)	11.85	13.85
		Stride length (m)	5.46	6.38
		Stride duration (s)	0.444	0.460
		Stride efficiency (%)	46.52	63.59
		Stride count	36.65	31.35

#### Disclaimer.

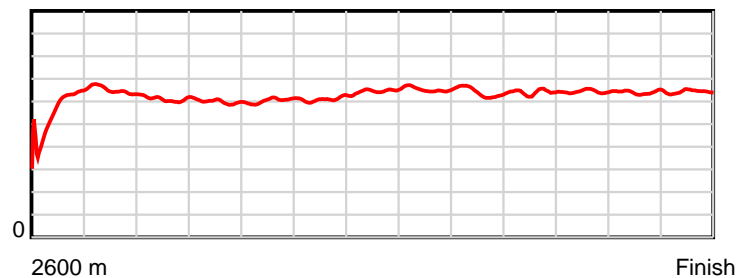
HRNZ and NZMTC and Thoroughbred Ratings Pty Ltd accepts no responsibility for the completeness or accuracy of any of the information contained herein, and makes no representations about its suitability for any particular purpose. Users should make their own judgements about those matters and/or seek independent advice. You assume all risks associated with use of the data provided on this page.

# Race Results

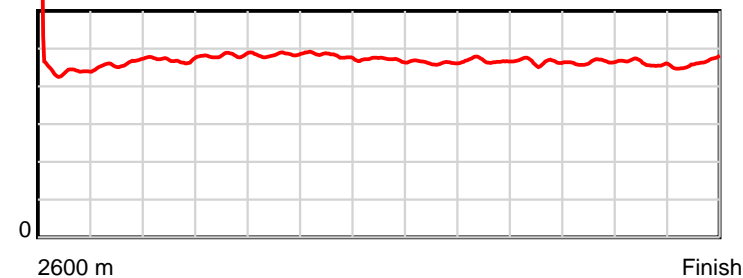
May 12, 2023, Race 4, COMMODORE HOTEL HANDICAP PACE, Distance 2600m, Addington - Survey 3200m

Result	TAB no.	Horse (Barrier)	2200m to	2000m to	1800m to	1600m to	1400m to	1200m to	1000m to	800m to	600m to	400m to	200m to	Total or	Margin
9th	1	Justace (1)	2000m	1800m	1600m	1400m	1200m	1000m	800m	600m	400m	200m	WP	Average	
		Position in running (margin)	7(6.6)	7(8.4)	8(8.1)	7(7.4)	8(7.8)	11(7.3)	12(7.6)	11(7.8)	9(6.1)	9(5.0)	8(6.4)		5.40
		Sectional time (s)	15.67	16.11	16.01	15.82	14.63	14.34	14.80	14.61	14.49	14.41	14.50		
		Cumulative time (s)	165.39	149.72	133.61	117.60	101.78	87.15	72.81	58.01	43.40	28.91	14.50	3:16.71	
		Speed (m/s)	12.76	12.41	12.49	12.64	13.67	13.95	13.51	13.69	13.80	13.88	13.79	13.22	
		Stride length (m)	6.00	5.99	6.04	6.10	6.43	6.46	6.32	6.37	6.40	6.41	6.38	6.20	
		Stride duration (s)	0.470	0.482	0.484	0.483	0.471	0.463	0.468	0.465	0.464	0.462	0.463	0.469	
		Stride efficiency (%)	56.33	56.05	57.05	58.17	64.68	65.14	62.51	63.42	64.10	64.26	63.68	60.05	
		Stride count	33.31	33.39	33.10	32.78	31.09	30.98	31.62	31.39	31.23	31.19	31.33	419.41	

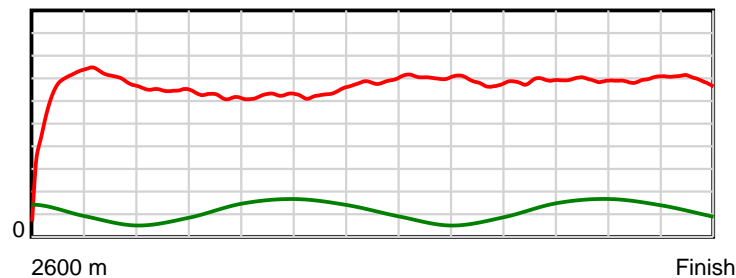
10 m Stride length



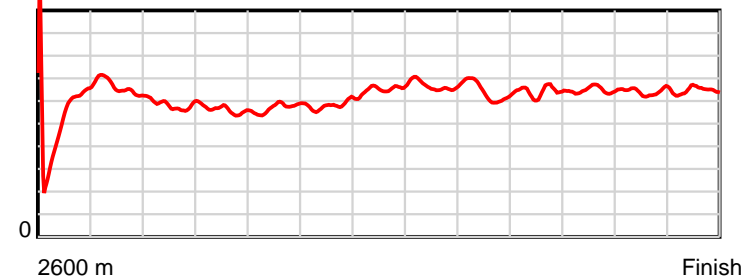
0.6 s Stride duration



20 m/sec Speed



100 % Stride efficiency



Note: Horizontal distance axis grid lines are 200m furlongs.

## Disclaimer.

HRNZ and NZMTC and Thoroughbred Ratings Pty Ltd accepts no responsibility for the completeness or accuracy of any of the information contained herein, and makes no representations about its suitability for any particular purpose. Users should make their own judgements about those matters and/or seek independent advice. You assume all risks associated with use of the data provided on this page.



# Race Results



May 12, 2023, Race 4, COMMODORE HOTEL HANDICAP PACE, Distance 2600m, Addington - Survey 3200m

Result	TAB no.	Horse (Barrier)	2600 to	2400m to
10th	9	Kiwi Hero (9)	2400m	2200m
		Position in running (margin)	-	5(3.5)
		Sectional time (s)	16.36	14.52
		Cumulative time (s)	196.74	180.38
		Speed (m/s)	12.23	13.77
		Stride length (m)	5.67	6.24
		Stride duration (s)	0.461	0.453
		Stride efficiency (%)	50.23	60.83
		Stride count	35.28	32.06

## Disclaimer.

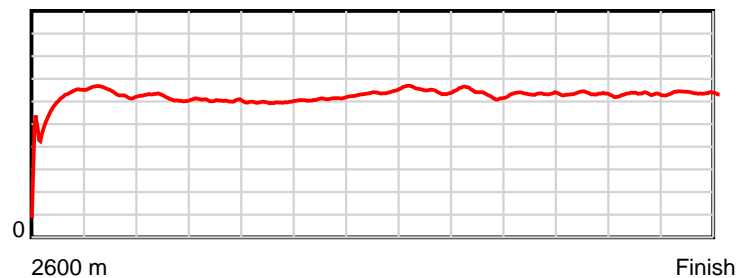
HRNZ and NZMTC and Thoroughbred Ratings Pty Ltd accepts no responsibility for the completeness or accuracy of any of the information contained herein, and makes no representations about its suitability for any particular purpose. Users should make their own judgements about those matters and/or seek independent advice. You assume all risks associated with use of the data provided on this page.

# Race Results

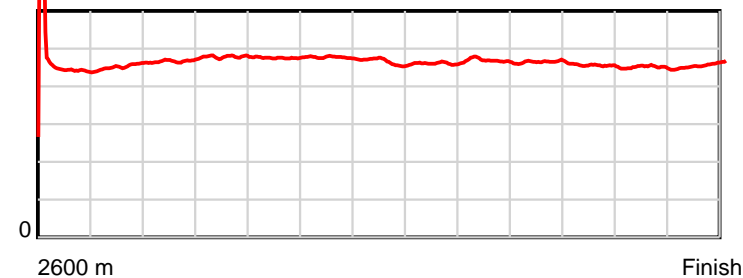
May 12, 2023, Race 4, COMMODORE HOTEL HANDICAP PACE, Distance 2600m, Addington - Survey 3200m

Result	TAB no.	Horse (Barrier)	2200m to	2000m to	1800m to	1600m to	1400m to	1200m to	1000m to	800m to	600m to	400m to	200m to	Total or	Margin
10th	9	Kiwi Hero (9)	<b>2000m</b>	<b>1800m</b>	<b>1600m</b>	<b>1400m</b>	<b>1200m</b>	<b>1000m</b>	<b>800m</b>	<b>600m</b>	<b>400m</b>	<b>200m</b>	<b>WP</b>	<b>Average</b>	
		Position in running (margin)	4(4.3)	4(6.3)	3(4.0)	3(4.0)	3(2.7)	3(1.5)	5(2.6)	6(5.6)	7(4.4)	8(4.8)	9(6.5)		5.50
		Sectional time (s)	15.70	15.78	16.14	15.52	14.51	14.48	15.27	14.71	14.72	14.47	14.56		
		Cumulative time (s)	165.86	150.16	134.38	118.24	102.72	88.21	73.73	58.46	43.75	29.03	14.56	3:16.74	
		Speed (m/s)	12.74	12.67	12.39	12.89	13.78	13.81	13.10	13.60	13.59	13.82	13.74	13.22	
		Stride length (m)	5.95	6.06	5.90	6.14	6.40	6.37	6.13	6.32	6.17	6.22	6.29	6.14	
		Stride duration (s)	0.467	0.478	0.476	0.477	0.464	0.461	0.468	0.465	0.454	0.450	0.458	0.464	
		Stride efficiency (%)	55.31	57.38	54.33	59.01	63.96	63.43	58.75	62.42	59.46	60.46	61.86	58.84	
		Stride count	33.62	33.01	33.92	32.55	31.26	31.39	32.62	31.64	32.42	32.15	31.79	423.71	

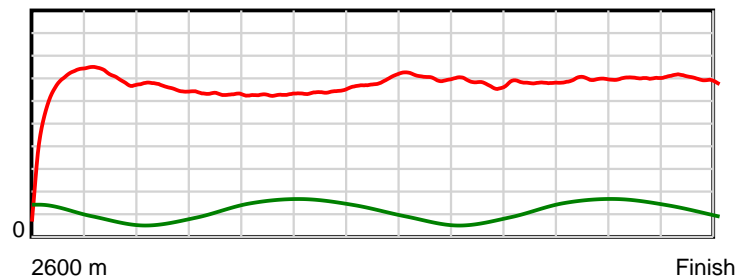
10 m Stride length



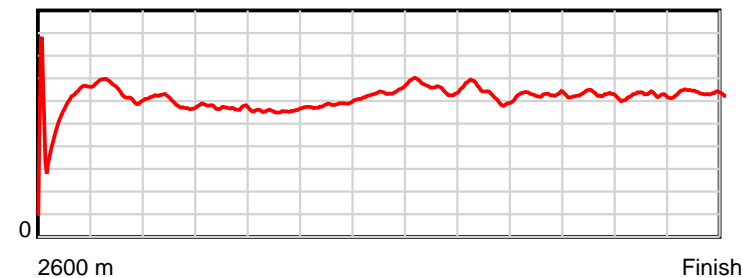
0.5 s Stride duration



20 m/sec Speed



100 % Stride efficiency



Note: Horizontal distance axis grid lines are 200m furlongs.

## Disclaimer.

HRNZ and NZMTC and Thoroughbred Ratings Pty Ltd accepts no responsibility for the completeness or accuracy of any of the information contained herein, and makes no representations about its suitability for any particular purpose. Users should make their own judgements about those matters and/or seek independent advice. You assume all risks associated with use of the data provided on this page.



# Race Results



May 12, 2023, Race 4, COMMODORE HOTEL HANDICAP PACE, Distance 2600m, Addington - Survey 3200m

Result	TAB no.	Horse (Barrier)	2600 to	2400m to
11th	7	<b>Rakero Slammer (7)</b>	<b>2400m</b>	<b>2200m</b>
		Position in running (margin)	-	7(6.4)
		Sectional time (s)	16.91	14.34
		Cumulative time (s)	197.33	180.42
		Speed (m/s)	11.83	13.95
		Stride length (m)	5.44	6.24
		Stride duration (s)	0.438	0.448
		Stride efficiency (%)	46.29	60.90
		Stride count	36.75	32.04

#### Disclaimer.

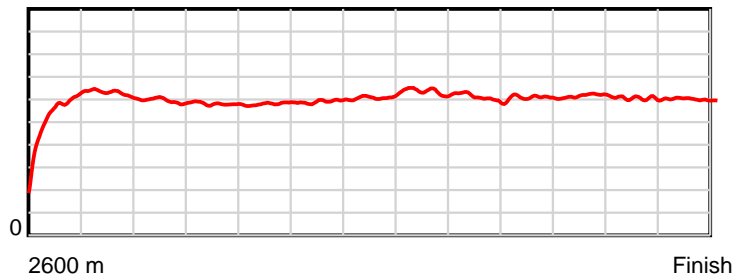
HRNZ and NZMTC and Thoroughbred Ratings Pty Ltd accepts no responsibility for the completeness or accuracy of any of the information contained herein, and makes no representations about its suitability for any particular purpose. Users should make their own judgements about those matters and/or seek independent advice. You assume all risks associated with use of the data provided on this page.

# Race Results

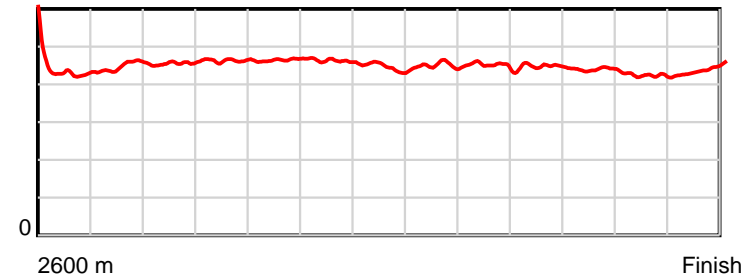
May 12, 2023, Race 4, COMMODORE HOTEL HANDICAP PACE, Distance 2600m, Addington - Survey 3200m

Result	TAB no.	Horse (Barrier)	2200m to	2000m to	1800m to	1600m to	1400m to	1200m to	1000m to	800m to	600m to	400m to	200m to	Total or	Margin
11th	7	<b>Rakero Slammer (7)</b>	<b>2000m</b>	<b>1800m</b>	<b>1600m</b>	<b>1400m</b>	<b>1200m</b>	<b>1000m</b>	<b>800m</b>	<b>600m</b>	<b>400m</b>	<b>200m</b>	<b>WP</b>	<b>Average</b>	
		Position in running (margin)	6(6.1)	6(7.5)	5(5.3)	5(5.6)	5(5.2)	6(4.0)	7(4.4)	9(7.0)	10(6.1)	11(6.6)	11(8.1)		8.90
		Sectional time (s)	15.60	15.81	16.18	15.67	14.52	14.36	15.19	14.76	14.74	14.44	14.81		
		Cumulative time (s)	166.08	150.48	134.67	118.49	102.82	88.30	73.94	58.75	43.99	29.25	14.81	3:17.33	
		Speed (m/s)	12.82	12.65	12.36	12.76	13.77	13.93	13.17	13.55	13.57	13.85	13.50	13.18	
		Stride length (m)	5.84	5.86	5.74	5.90	6.14	6.27	5.92	6.08	5.95	5.86	5.97	5.93	
		Stride duration (s)	0.455	0.463	0.464	0.463	0.446	0.450	0.450	0.448	0.438	0.423	0.442	0.450	
		Stride efficiency (%)	53.21	53.70	51.52	54.46	58.84	61.40	54.83	57.70	55.31	53.73	55.62	54.98	
		Stride count	34.28	34.12	34.83	33.88	32.59	31.91	33.76	32.91	33.62	34.11	33.52	438.32	

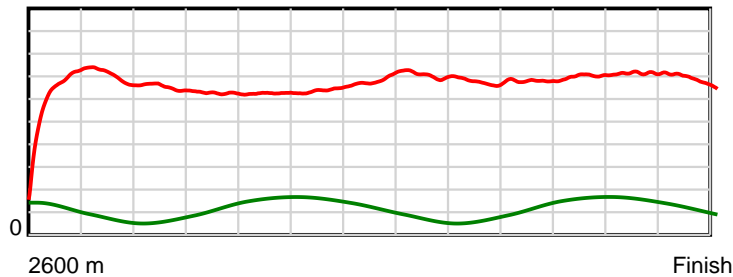
10 m Stride length



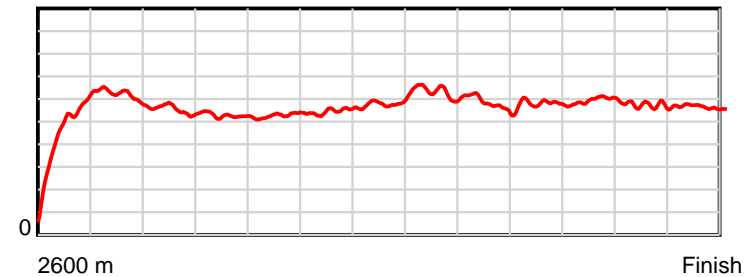
0.6 s Stride duration



20 m/sec Speed



100 % Stride efficiency



Note: Horizontal distance axis grid lines are 200m furlongs.

### Disclaimer.

HRNZ and NZMTC and Thoroughbred Ratings Pty Ltd accepts no responsibility for the completeness or accuracy of any of the information contained herein, and makes no representations about its suitability for any particular purpose. Users should make their own judgements about those matters and/or seek independent advice. You assume all risks associated with use of the data provided on this page.



# Race Results



May 12, 2023, Race 4, COMMODORE HOTEL HANDICAP PACE, Distance 2600m, Addington - Survey 3200m

Result	TAB no.	Horse (Barrier)	2600 to	2400m to
12th	18	<b>Kingsdown Atom (2)</b>	<b>2400m</b>	<b>2200m</b>
		Position in running (margin)	-	15(19.2)
		Sectional time (s)	19.01	14.42
		Cumulative time (s)	197.34	178.33
		Speed (m/s)	10.52	13.87
		Stride length (m)	5.80	6.18
		Stride duration (s)	0.435	0.445
		Stride efficiency (%)	52.58	59.66
		Stride count	34.48	32.37

#### Disclaimer.

HRNZ and NZMTC and Thoroughbred Ratings Pty Ltd accepts no responsibility for the completeness or accuracy of any of the information contained herein, and makes no representations about its suitability for any particular purpose. Users should make their own judgements about those matters and/or seek independent advice. You assume all risks associated with use of the data provided on this page.



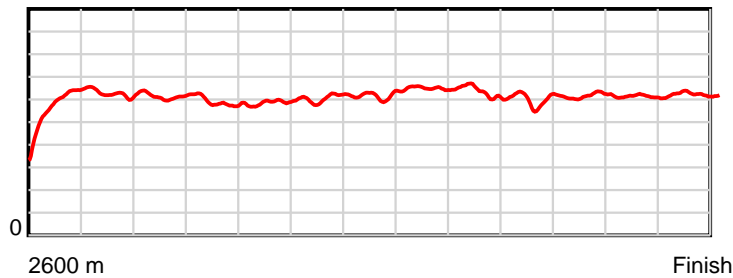
# Race Results



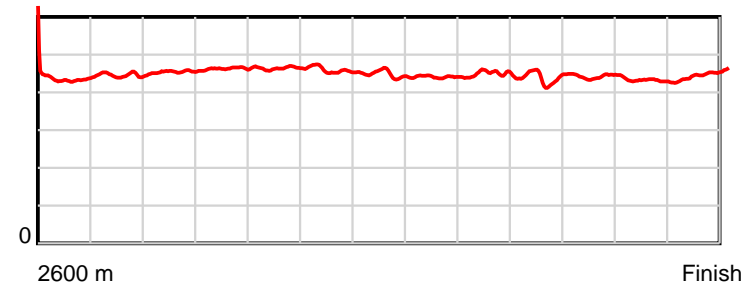
May 12, 2023, Race 4, COMMODORE HOTEL HANDICAP PACE, Distance 2600m, Addington - Survey 3200m

Result	TAB no.	Horse (Barrier)	2200m to	2000m to	1800m to	1600m to	1400m to	1200m to	1000m to	800m to	600m to	400m to	200m to	Total or	Margin
12th	18	<b>Kingsdown Atom (2)</b>	<b>2000m</b>	<b>1800m</b>	<b>1600m</b>	<b>1400m</b>	<b>1200m</b>	<b>1000m</b>	<b>800m</b>	<b>600m</b>	<b>400m</b>	<b>200m</b>	<b>WP</b>	<b>Average</b>	
		Position in running (margin)	15(19.4)	15(19.1)	14(16.1)	14(15.7)	15(13.1)	14(11.5)	13(9.1)	13(9.5)	12(7.7)	13(8.2)	13(10.2)		8.90
		Sectional time (s)	15.32	15.66	16.07	15.31	14.44	13.89	14.84	14.61	14.74	14.51	14.52		
		Cumulative time (s)	163.91	148.59	132.93	116.86	101.55	87.11	73.22	58.38	43.77	29.03	14.52	3:17.34	
		Speed (m/s)	13.05	12.77	12.45	13.06	13.85	14.40	13.48	13.69	13.57	13.78	13.77	13.18	
		Stride length (m)	5.93	5.91	5.77	6.00	6.19	6.35	6.04	6.03	5.98	5.93	6.22	6.02	
		Stride duration (s)	0.454	0.463	0.464	0.459	0.447	0.441	0.448	0.441	0.441	0.430	0.451	0.457	
		Stride efficiency (%)	54.94	54.64	52.05	56.29	59.92	63.07	56.98	56.87	55.93	54.97	60.36	56.67	
		Stride count	33.73	33.82	34.65	33.32	32.30	31.48	33.12	33.15	33.43	33.72	32.18	431.75	

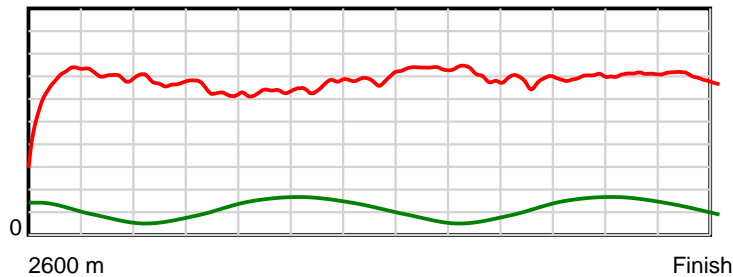
10 m Stride length



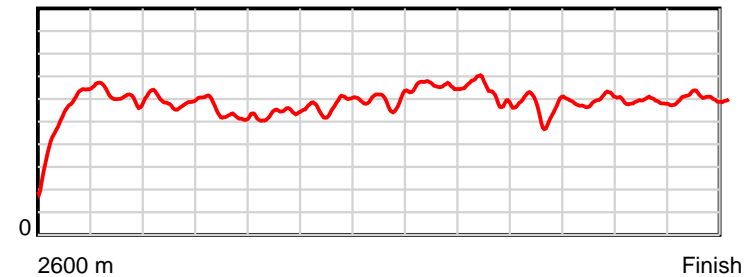
0.6 s Stride duration



20 m/sec Speed



100 % Stride efficiency



Note: Horizontal distance axis grid lines are 200m furlongs.

## Disclaimer.

HRNZ and NZMTC and Thoroughbred Ratings Pty Ltd accepts no responsibility for the completeness or accuracy of any of the information contained herein, and makes no representations about its suitability for any particular purpose. Users should make their own judgements about those matters and/or seek independent advice. You assume all risks associated with use of the data provided on this page.



# Race Results



May 12, 2023, Race 4, COMMODORE HOTEL HANDICAP PACE, Distance 2600m, Addington - Survey 3200m

Result	TAB no.	Horse (Barrier)	2600 to	2400m to
13th	12	<b>B Smart (12)</b>	<b>2400m</b>	<b>2200m</b>
		Position in running (margin)	-	9(10.1)
		Sectional time (s)	17.64	14.52
		Cumulative time (s)	197.79	180.15
		Speed (m/s)	11.34	13.77
		Stride length (m)	5.37	5.87
		Stride duration (s)	0.426	0.426
		Stride efficiency (%)	44.99	53.81
		Stride count	37.28	34.08

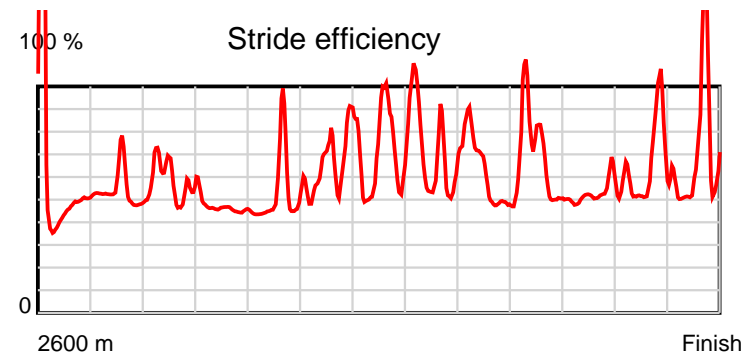
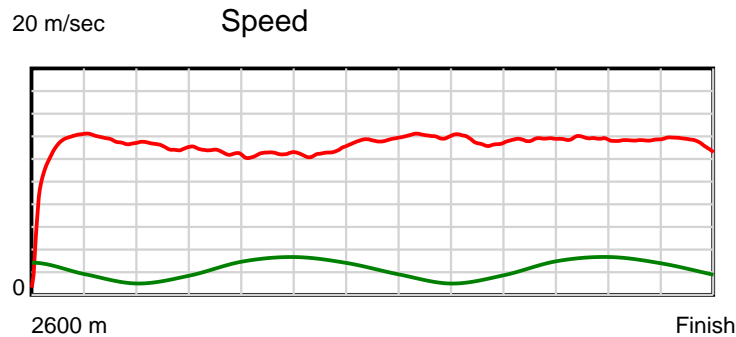
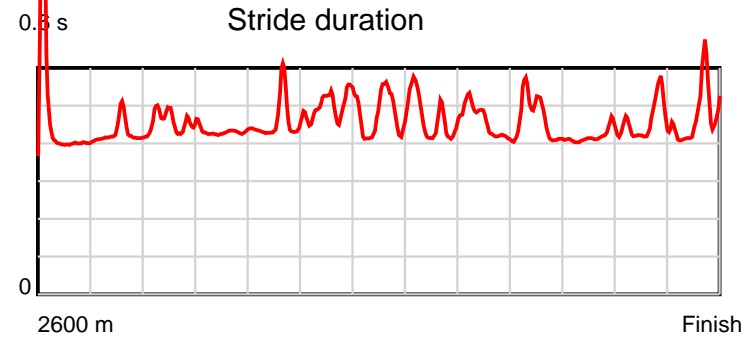
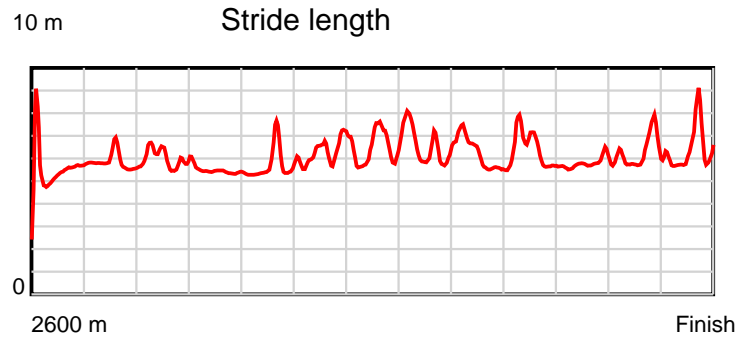
#### Disclaimer.

HRNZ and NZMTC and Thoroughbred Ratings Pty Ltd accepts no responsibility for the completeness or accuracy of any of the information contained herein, and makes no representations about its suitability for any particular purpose. Users should make their own judgements about those matters and/or seek independent advice. You assume all risks associated with use of the data provided on this page.

# Race Results

May 12, 2023, Race 4, COMMODORE HOTEL HANDICAP PACE, Distance 2600m, Addington - Survey 3200m

Result	TAB no.	Horse (Barrier)	2200m to	2000m to	1800m to	1600m to	1400m to	1200m to	1000m to	800m to	600m to	400m to	200m to	Total or	Margin
13th	12	<b>B Smart (12)</b>	<b>2000m</b>	<b>1800m</b>	<b>1600m</b>	<b>1400m</b>	<b>1200m</b>	<b>1000m</b>	<b>800m</b>	<b>600m</b>	<b>400m</b>	<b>200m</b>	<b>WP</b>	<b>Average</b>	
		Position in running (margin)	9(10.9)	9(12.1)	9(10.2)	9(10.3)	11(10.0)	13(9.5)	14(9.2)	14(10.4)	13(8.1)	12(7.8)	12(10.1)		11.50
		Sectional time (s)	15.56	15.85	16.15	15.69	14.63	14.26	14.97	14.52	14.59	14.57	14.84		
		Cumulative time (s)	165.63	150.07	134.22	118.07	102.38	87.75	73.49	58.52	44.00	29.41	14.84	3:17.79	
		Speed (m/s)	12.85	12.62	12.38	12.75	13.67	14.03	13.36	13.77	13.71	13.73	13.48	13.15	
		Stride length (m)	5.73	5.41	5.66	5.94	6.27	6.18	5.94	6.03	5.72	6.11	6.16	5.86	
		Stride duration (s)	0.446	0.429	0.457	0.466	0.458	0.441	0.445	0.438	0.417	0.445	0.457	0.446	
		Stride efficiency (%)	51.23	45.79	49.97	55.08	61.38	59.70	55.19	56.91	51.07	58.26	59.31	53.69	
		Stride count	34.93	36.95	35.37	33.69	31.91	32.36	33.65	33.14	34.98	32.75	32.46	443.55	



Note: Horizontal distance axis grid lines are 200m furlongs.

**Disclaimer.**

HRNZ and NZMTC and Thoroughbred Ratings Pty Ltd accepts no responsibility for the completeness or accuracy of any of the information contained herein, and makes no representations about its suitability for any particular purpose. Users should make their own judgements about those matters and/or seek independent advice. You assume all risks associated with use of the data provided on this page.



# Race Results



May 12, 2023, Race 4, COMMODORE HOTEL HANDICAP PACE, Distance 2600m, Addington - Survey 3200m

Result	TAB no.	Horse (Barrier)	2600 to	2400m to
14th	2	<b>Oliver North (3)</b>	<b>2400m</b>	<b>2200m</b>
		Position in running (margin)	-	11(12.3)
		Sectional time (s)	17.88	14.78
		Cumulative time (s)	198.03	180.15
		Speed (m/s)	11.19	13.53
		Stride length (m)	5.43	6.32
		Stride duration (s)	0.467	0.467
		Stride efficiency (%)	46.05	62.32
		Stride count	36.84	31.67

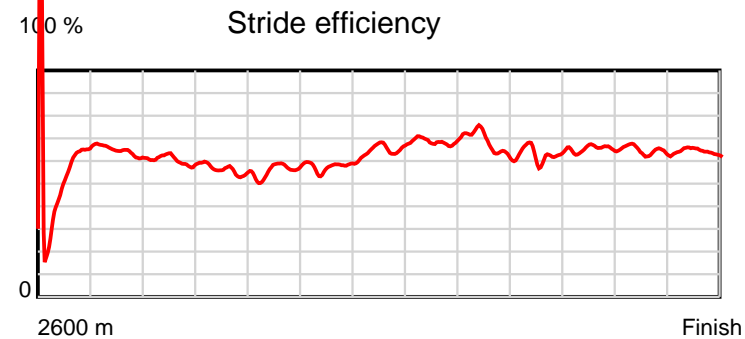
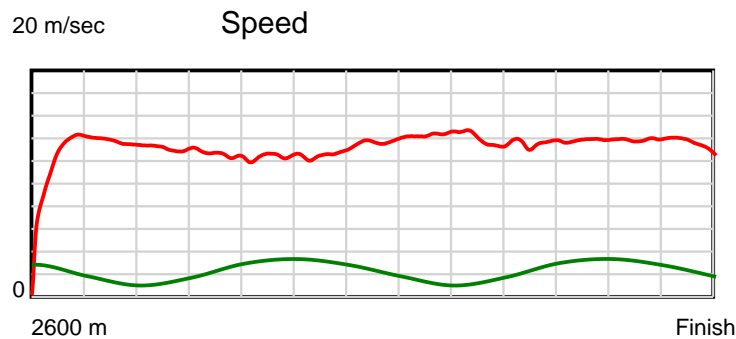
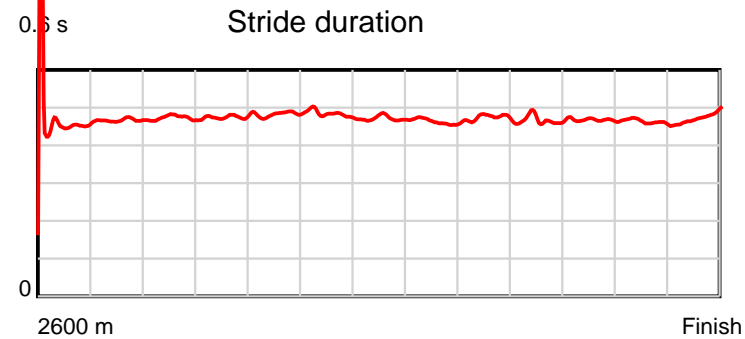
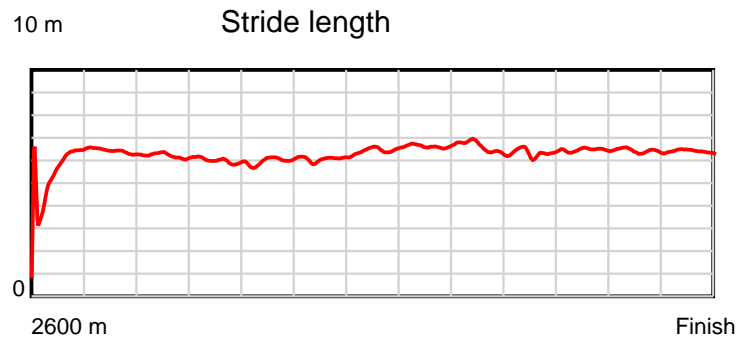
#### Disclaimer.

HRNZ and NZMTC and Thoroughbred Ratings Pty Ltd accepts no responsibility for the completeness or accuracy of any of the information contained herein, and makes no representations about its suitability for any particular purpose. Users should make their own judgements about those matters and/or seek independent advice. You assume all risks associated with use of the data provided on this page.

# Race Results

May 12, 2023, Race 4, COMMODORE HOTEL HANDICAP PACE, Distance 2600m, Addington - Survey 3200m

Result	TAB no.	Horse (Barrier)	2200m to	2000m to	1800m to	1600m to	1400m to	1200m to	1000m to	800m to	600m to	400m to	200m to	Total or	Margin
14th	2	<b>Oliver North (3)</b>	<b>2000m</b>	<b>1800m</b>	<b>1600m</b>	<b>1400m</b>	<b>1200m</b>	<b>1000m</b>	<b>800m</b>	<b>600m</b>	<b>400m</b>	<b>200m</b>	<b>WP</b>	<b>Average</b>	
		Position in running (margin)	11(14.7)	11(14.7)	11(12.2)	11(11.1)	13(12.4)	15(11.8)	15(11.0)	15(10.7)	14(9.9)	14(9.5)	14(11.5)		12.90
		Sectional time (s)	15.37	15.76	15.94	15.95	14.63	14.16	14.72	14.77	14.58	14.52	14.97		
		Cumulative time (s)	165.37	150.00	134.24	118.30	102.35	87.72	73.56	58.84	44.07	29.49	14.97	3:18.03	
		Speed (m/s)	13.01	12.69	12.55	12.54	13.67	14.12	13.59	13.54	13.72	13.77	13.36	13.13	
		Stride length (m)	6.15	6.03	6.05	6.07	6.44	6.53	6.43	6.33	6.41	6.37	6.36	6.21	
		Stride duration (s)	0.473	0.475	0.482	0.484	0.471	0.463	0.473	0.467	0.467	0.462	0.476	0.473	
		Stride efficiency (%)	59.12	56.81	57.21	57.56	64.90	66.70	64.67	62.60	64.11	63.40	63.29	60.29	
		Stride count	32.52	33.17	33.05	32.95	31.03	30.61	31.09	31.60	31.22	31.40	31.43	418.58	



Note: Horizontal distance axis grid lines are 200m furlongs.

#### Disclaimer.

HRNZ and NZMTC and Thoroughbred Ratings Pty Ltd accepts no responsibility for the completeness or accuracy of any of the information contained herein, and makes no representations about its suitability for any particular purpose. Users should make their own judgements about those matters and/or seek independent advice. You assume all risks associated with use of the data provided on this page.



# Race Results



May 12, 2023, Race 4, COMMODORE HOTEL HANDICAP PACE, Distance 2600m, Addington - Survey 3200m

Result	TAB no.	Horse (Barrier)	2600 to	2400m to
15th	8	<b>Aint No Angel (8)</b>	<b>2400m</b>	<b>2200m</b>
		Position in running (margin)	-	16(36.7)
		Sectional time (s)	21.99	15.74
		Cumulative time (s)	207.11	185.12
		Speed (m/s)	9.10	12.71
		Stride length (m)	4.20	5.76
		Stride duration (s)	0.447	0.453
		Stride efficiency (%)	27.53	51.88
		Stride count	47.65	34.71

## Disclaimer.

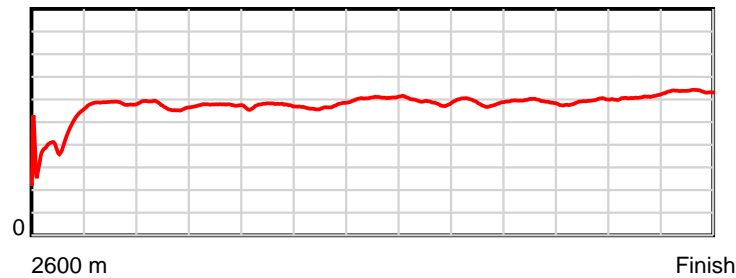
HRNZ and NZMTC and Thoroughbred Ratings Pty Ltd accepts no responsibility for the completeness or accuracy of any of the information contained herein, and makes no representations about its suitability for any particular purpose. Users should make their own judgements about those matters and/or seek independent advice. You assume all risks associated with use of the data provided on this page.

# Race Results

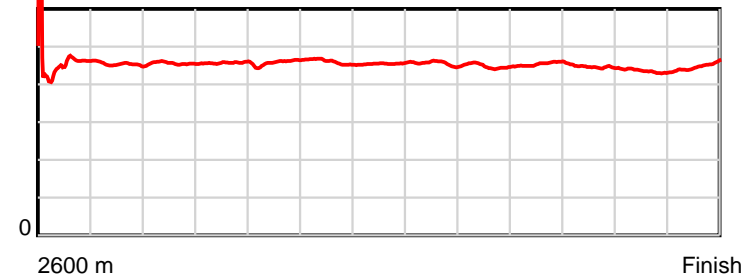
May 12, 2023, Race 4, COMMODORE HOTEL HANDICAP PACE, Distance 2600m, Addington - Survey 3200m

Result	TAB no.	Horse (Barrier)	2200m to	2000m to	1800m to	1600m to	1400m to	1200m to	1000m to	800m to	600m to	400m to	200m to	Total or	Margin
15th	8	<b>Aint No Angel (8)</b>	<b>2000m</b>	<b>1800m</b>	<b>1600m</b>	<b>1400m</b>	<b>1200m</b>	<b>1000m</b>	<b>800m</b>	<b>600m</b>	<b>400m</b>	<b>200m</b>	<b>WP</b>	<b>Average</b>	
		Position in running (margin)	16(44.8)	16(49.4)	16(47.9)	16(48.0)	16(49.7)	16(51.6)	16(59.5)	16(63.7)	16(66.8)	16(69.8)	15(70.1)		64.80
		Sectional time (s)	16.14	15.92	16.13	16.02	15.03	15.62	15.46	15.42	15.15	14.24	14.25		
		Cumulative time (s)	169.38	153.24	137.32	121.19	105.17	90.14	74.52	59.06	43.64	28.49	14.25	3:27.11	
		Speed (m/s)	12.39	12.56	12.40	12.48	13.31	12.80	12.94	12.97	13.20	14.04	14.04	12.55	
		Stride length (m)	5.65	5.74	5.68	5.74	6.05	5.83	5.80	5.90	5.89	6.11	6.30	5.69	
		Stride duration (s)	0.456	0.457	0.458	0.460	0.455	0.455	0.448	0.455	0.446	0.435	0.449	0.453	
		Stride efficiency (%)	49.92	51.53	50.38	51.48	57.20	53.09	52.53	54.34	54.27	58.25	61.97	50.60	
		Stride count	35.39	34.83	35.22	34.85	33.06	34.31	34.50	33.92	33.94	32.76	31.76	456.90	

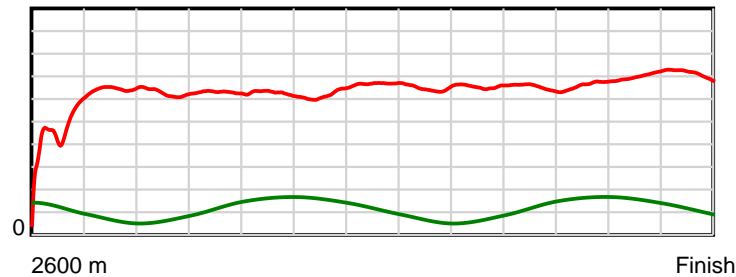
10 m Stride length



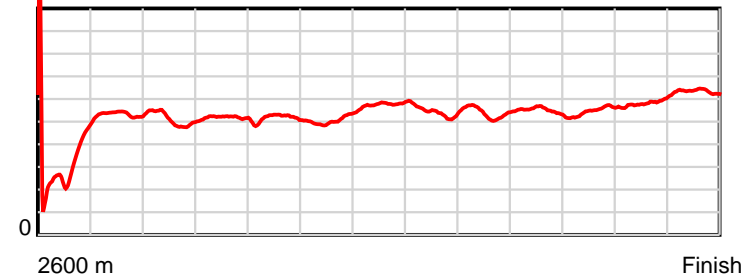
0.5 s Stride duration



20 m/sec Speed



100 % Stride efficiency



Note: Horizontal distance axis grid lines are 200m furlongs.

### Disclaimer.

HRNZ and NZMTC and Thoroughbred Ratings Pty Ltd accepts no responsibility for the completeness or accuracy of any of the information contained herein, and makes no representations about its suitability for any particular purpose. Users should make their own judgements about those matters and/or seek independent advice. You assume all risks associated with use of the data provided on this page.



# Race Results



May 12, 2023, Race 4, COMMODORE HOTEL HANDICAP PACE, Distance 2600m, Addington - Survey 3200m

Result	TAB no.	Horse (Barrier)	2600 to	2400m to
16th	15	<b>The Real McCoy (15)</b>	<b>2400m</b>	<b>2200m</b>
		Position in running (margin)	-	13(13.1)
		Sectional time (s)	18.17	14.86
		Cumulative time (s)	208.85	190.68
		Speed (m/s)	11.01	13.46
		Stride length (m)	5.80	6.23
		Stride duration (s)	0.459	0.463
		Stride efficiency (%)	52.63	60.59
		Stride count	34.46	32.12

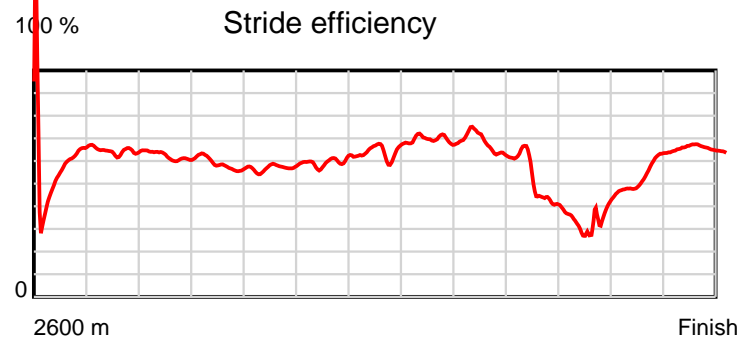
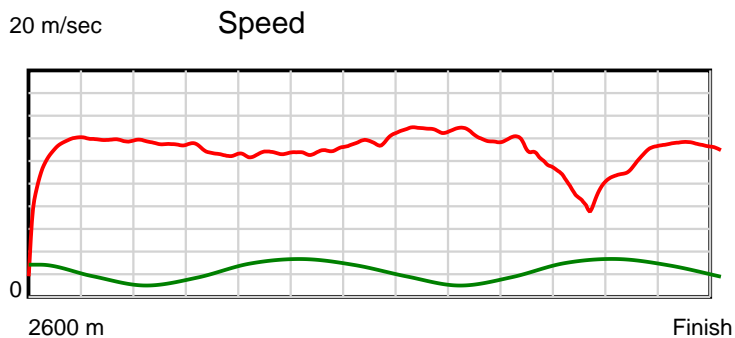
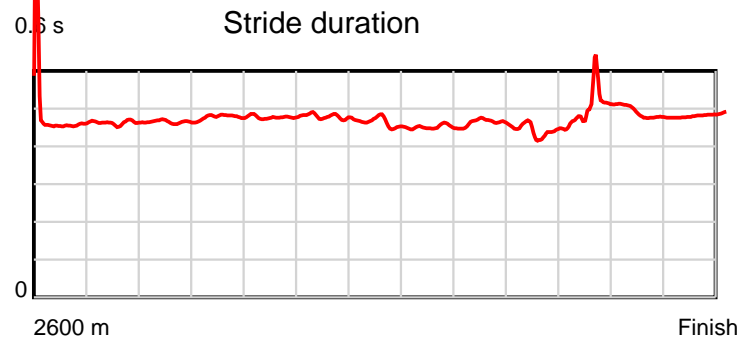
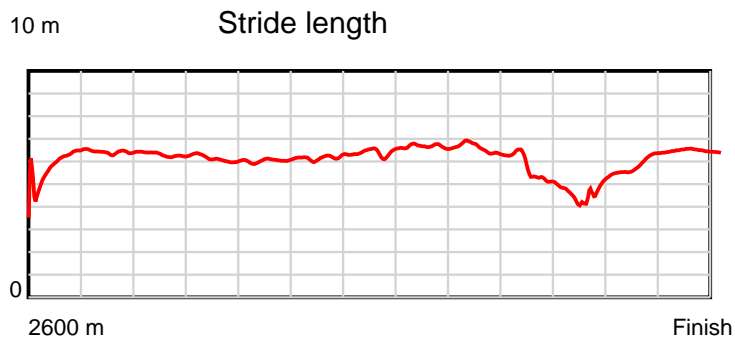
## Disclaimer.

HRNZ and NZMTC and Thoroughbred Ratings Pty Ltd accepts no responsibility for the completeness or accuracy of any of the information contained herein, and makes no representations about its suitability for any particular purpose. Users should make their own judgements about those matters and/or seek independent advice. You assume all risks associated with use of the data provided on this page.

# Race Results

May 12, 2023, Race 4, COMMODORE HOTEL HANDICAP PACE, Distance 2600m, Addington - Survey 3200m

Result	TAB no.	Horse (Barrier)	2200m to	2000m to	1800m to	1600m to	1400m to	1200m to	1000m to	800m to	600m to	400m to	200m to	Total or	Margin
16th	15	<b>The Real McCoy (15)</b>	<b>2000m</b>	<b>1800m</b>	<b>1600m</b>	<b>1400m</b>	<b>1200m</b>	<b>1000m</b>	<b>800m</b>	<b>600m</b>	<b>400m</b>	<b>200m</b>	<b>WP</b>	<b>Average</b>	
		Position in running (margin)	12(16.0)	12(15.2)	12(12.4)	12(11.9)	12(10.6)	12(9.1)	11(7.4)	10(7.8)	15(14.6)	15(62.0)	16(75.9)		74.70
		Sectional time (s)	15.24	15.70	16.05	15.53	14.46	14.02	14.82	16.04	22.55	16.51	14.90		
		Cumulative time (s)	175.82	160.58	144.88	128.83	113.30	98.84	84.82	70.00	53.96	31.41	14.90	3:28.85	
		Speed (m/s)	13.12	12.74	12.46	12.88	13.83	14.27	13.50	12.47	8.87	12.11	13.42	12.45	
		Stride length (m)	6.10	6.10	5.95	6.16	6.40	6.43	6.24	5.50	4.42	5.86	6.50	5.92	
		Stride duration (s)	0.465	0.479	0.477	0.478	0.462	0.450	0.463	0.441	0.498	0.483	0.484	0.476	
		Stride efficiency (%)	58.19	58.17	55.29	59.32	63.94	64.51	60.88	47.23	30.53	53.58	65.97	54.76	
		Stride count	32.77	32.78	33.62	32.46	31.27	31.13	32.04	36.38	45.25	34.16	30.78	439.22	



Note: Horizontal distance axis grid lines are 200m furlongs.

#### Disclaimer.

HRNZ and NZMTC and Thoroughbred Ratings Pty Ltd accepts no responsibility for the completeness or accuracy of any of the information contained herein, and makes no representations about its suitability for any particular purpose. Users should make their own judgements about those matters and/or seek independent advice. You assume all risks associated with use of the data provided on this page.