



Race Results

NZ Metropolitan Trotting Club Inc, HRNZ, May 12, 2023

Compilation date: May 12, 2023, 8:48:51 PM (NZST)

Copyright © 2023 HRNZ and NZMTC. All rights reserved.

Trademarks.

StrideMASTER is a registered trademark of Thoroughbred Ratings Pty Ltd.

Disclaimer.

HRNZ and NZMTC and Thoroughbred Ratings Pty Ltd accepts no responsibility for the completeness or accuracy of any of the information contained herein, and makes no representations about its suitability for any particular purpose. Users should make their own judgements about those matters and/or seek independent advice. You assume all risks associated with use of the data provided on this page.



Race Results



May 12, 2023, Race 7, HYDROFLOW NZ COUNTRY CHAMPIONSHIP FINAL (HCP PACE), Distance 3200m, Addington - Survey 3200m

Result	TAB no.	Horse (Barrier)	3200 to	3000m to	2800m to	2600m to	2400m to
1st	17	Mighty Looee (0)	3000m	2800m	2600m	2400m	2200m
		Position in running (margin)	-	16(33.1)	15(28.2)	15(25.9)	14(18.0)
		Sectional time (s)	21.75	13.73	13.61	13.62	15.32
		Cumulative time (s)	239.10	217.35	203.62	190.01	176.39
		Speed (m/s)	9.20	14.57	14.70	14.68	13.05
		Stride length (m)	4.72	6.03	6.12	6.33	5.80
		Stride duration (s)	0.425	0.414	0.416	0.431	0.444
		Stride efficiency (%)	34.85	56.85	58.54	62.61	52.61
		Stride count	42.35	33.16	32.68	31.60	34.47

Disclaimer.

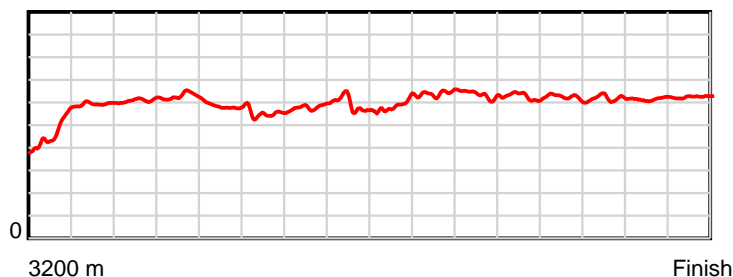
HRNZ and NZMTC and Thoroughbred Ratings Pty Ltd accepts no responsibility for the completeness or accuracy of any of the information contained herein, and makes no representations about its suitability for any particular purpose. Users should make their own judgements about those matters and/or seek independent advice. You assume all risks associated with use of the data provided on this page.

Race Results

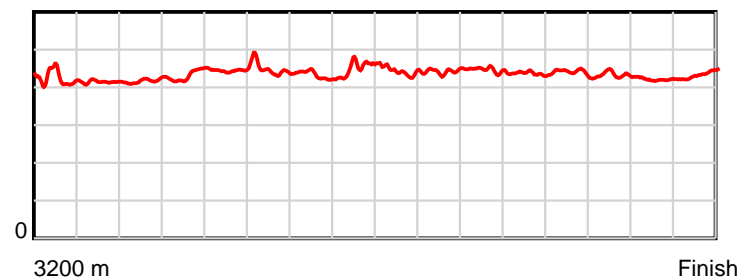
May 12, 2023, Race 7, HYDROFLOW NZ COUNTRY CHAMPIONSHIP FINAL (HCP PACE), Distance 3200m, Addington - Survey 3200m

Result	TAB no.	Horse (Barrier)	2200m to	2000m to	1800m to	1600m to	1400m to	1200m to	1000m to	800m to	600m to	400m to	200m to	Total or	Margin
1st	17	Mighty Looee (0)	2000m	1800m	1600m	1400m	1200m	1000m	800m	600m	400m	200m	WP	Average	
		Position in running (margin)	12(13.6)	13(13.4)	14(13.3)	16(14.1)	16(14.1)	15(10.5)	14(7.8)	10(5.9)	8(5.2)	5(4.5)	4(2.2)		0.00
		Sectional time (s)	16.30	14.95	15.30	15.45	13.83	14.53	14.28	14.17	14.30	14.09	13.87		
		Cumulative time (s)	161.07	144.77	129.82	114.52	99.07	85.24	70.71	56.43	42.26	27.96	13.87	3:59.10	
		Speed (m/s)	12.27	13.38	13.07	12.94	14.46	13.76	14.01	14.11	13.99	14.19	14.42	13.38	
		Stride length (m)	5.51	5.80	5.88	5.74	6.40	6.14	6.11	6.21	6.05	5.97	6.29	5.91	
		Stride duration (s)	0.449	0.434	0.450	0.444	0.442	0.446	0.436	0.440	0.433	0.420	0.436	0.442	
		Stride efficiency (%)	47.47	52.56	54.01	51.49	63.92	58.96	58.26	60.34	57.24	55.67	61.87	54.67	
		Stride count	36.29	34.49	34.02	34.84	31.27	32.56	32.75	32.19	33.05	33.51	31.79	541.02	

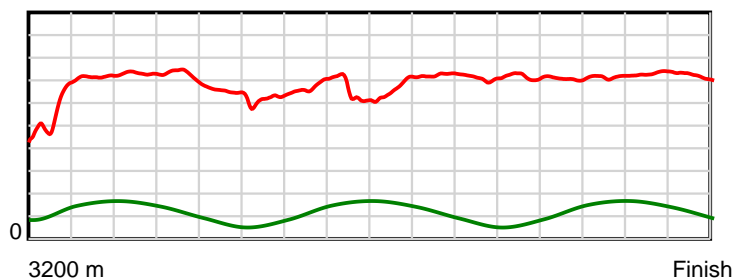
10 m Stride length



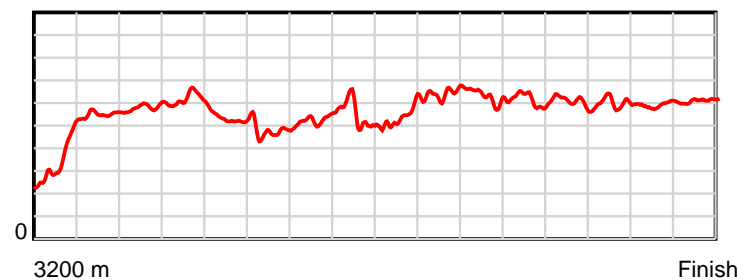
0.6 s Stride duration



20 m/sec Speed



100 % Stride efficiency



Note: Horizontal distance axis grid lines are 200m furlongs.

Disclaimer.

HRNZ and NZMTC and Thoroughbred Ratings Pty Ltd accepts no responsibility for the completeness or accuracy of any of the information contained herein, and makes no representations about its suitability for any particular purpose. Users should make their own judgements about those matters and/or seek independent advice. You assume all risks associated with use of the data provided on this page.



Race Results



May 12, 2023, Race 7, HYDROFLOW NZ COUNTRY CHAMPIONSHIP FINAL (HCP PACE), Distance 3200m, Addington - Survey 3200m

Result	TAB no.	Horse (Barrier)	3200 to	3000m to	2800m to	2600m to	2400m to
2nd	10	Wheels Of Fort... (4)	3000m	2800m	2600m	2400m	2200m
		Position in running (margin)	-	12(14.5)	10(13.7)	9(16.0)	10(13.0)
		Sectional time (s)	18.66	14.41	14.38	14.43	15.80
		Cumulative time (s)	239.32	220.66	206.25	191.87	177.44
		Speed (m/s)	10.72	13.88	13.91	13.86	12.66
		Stride length (m)	5.62	6.45	6.46	6.60	6.18
		Stride duration (s)	0.456	0.465	0.465	0.476	0.488
		Stride efficiency (%)	49.30	65.08	65.19	68.14	59.66
		Stride count	35.61	30.99	30.96	30.29	32.37

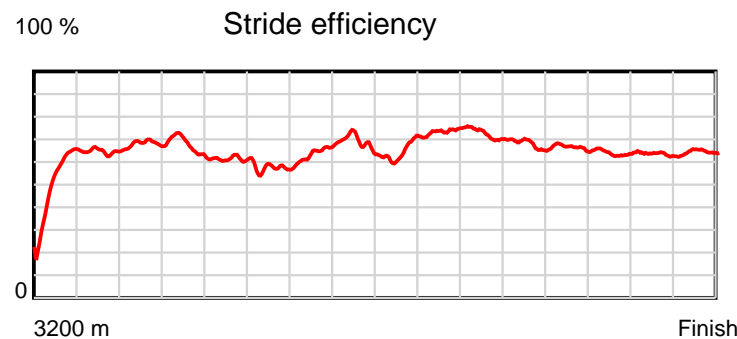
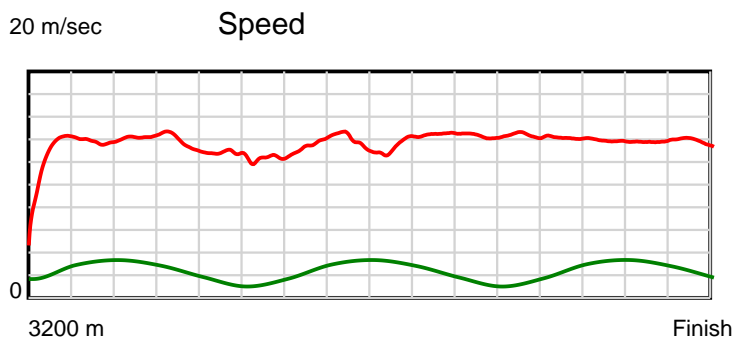
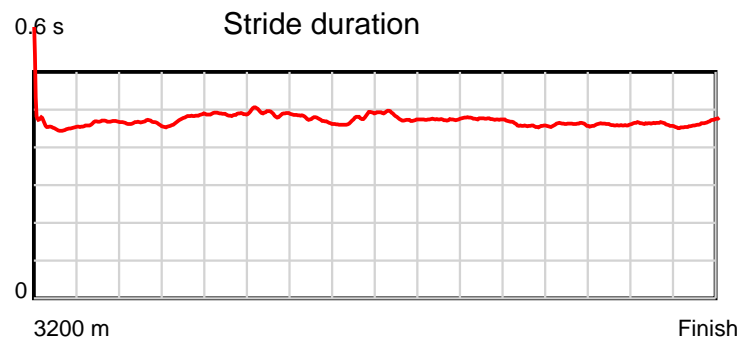
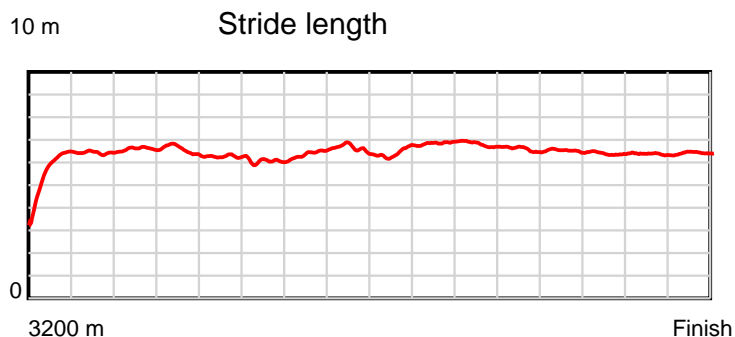
Disclaimer.

HRNZ and NZMTC and Thoroughbred Ratings Pty Ltd accepts no responsibility for the completeness or accuracy of any of the information contained herein, and makes no representations about its suitability for any particular purpose. Users should make their own judgements about those matters and/or seek independent advice. You assume all risks associated with use of the data provided on this page.

Race Results

May 12, 2023, Race 7, HYDROFLOW NZ COUNTRY CHAMPIONSHIP FINAL (HCP PACE), Distance 3200m, Addington - Survey 3200m

Result	TAB no.	Horse (Barrier)	2200m to	2000m to	1800m to	1600m to	1400m to	1200m to	1000m to	800m to	600m to	400m to	200m to	Total or	Margin
2nd	10	Wheels Of Fort... (4)	2000m	1800m	1600m	1400m	1200m	1000m	800m	600m	400m	200m	WP	Average	
		Position in running (margin)	11(11.5)	11(12.1)	12(12.0)	10(8.9)	10(7.9)	8(4.7)	4(2.2)	2(0.3)	1(0.0)	1(0.0)	1(0.0)		1.30
		Sectional time (s)	16.43	14.96	14.66	15.27	13.89	14.56	14.29	14.24	14.42	14.47	14.45		
		Cumulative time (s)	161.64	145.21	130.25	115.59	100.32	86.43	71.87	57.58	43.34	28.92	14.45	3:59.32	
		Speed (m/s)	12.17	13.37	13.64	13.10	14.40	13.74	14.00	14.04	13.87	13.82	13.84	13.37	
		Stride length (m)	5.99	6.35	6.51	6.29	6.82	6.52	6.40	6.48	6.39	6.36	6.44	6.36	
		Stride duration (s)	0.492	0.475	0.477	0.480	0.474	0.475	0.457	0.461	0.461	0.461	0.465	0.475	
		Stride efficiency (%)	56.05	62.93	66.15	61.85	72.73	66.39	64.01	65.63	63.83	63.29	64.85	63.11	
		Stride count	33.39	31.52	30.74	31.79	29.32	30.68	31.25	30.86	31.29	31.43	31.05	503.54	



Note: Horizontal distance axis grid lines are 200m furlongs.

Disclaimer.

HRNZ and NZMTC and Thoroughbred Ratings Pty Ltd accepts no responsibility for the completeness or accuracy of any of the information contained herein, and makes no representations about its suitability for any particular purpose. Users should make their own judgements about those matters and/or seek independent advice. You assume all risks associated with use of the data provided on this page.



Race Results



May 12, 2023, Race 7, HYDROFLOW NZ COUNTRY CHAMPIONSHIP FINAL (HCP PACE), Distance 3200m, Addington - Survey 3200m

Result	TAB no.	Horse (Barrier)	3200 to	3000m to	2800m to	2600m to	2400m to
3rd	14	Get Up N Dance (11)	3000m	2800m	2600m	2400m	2200m
		Position in running (margin)	-	13(14.9)	14(18.6)	13(22.3)	13(17.9)
		Sectional time (s)	18.72	15.17	14.61	14.20	15.68
		Cumulative time (s)	239.48	220.76	205.59	190.98	176.78
		Speed (m/s)	10.69	13.18	13.69	14.08	12.76
		Stride length (m)	5.24	5.66	5.79	6.17	5.64
		Stride duration (s)	0.433	0.430	0.423	0.438	0.442
		Stride efficiency (%)	42.87	50.12	52.40	59.39	49.78
		Stride count	38.19	35.31	34.54	32.44	35.43

Disclaimer.

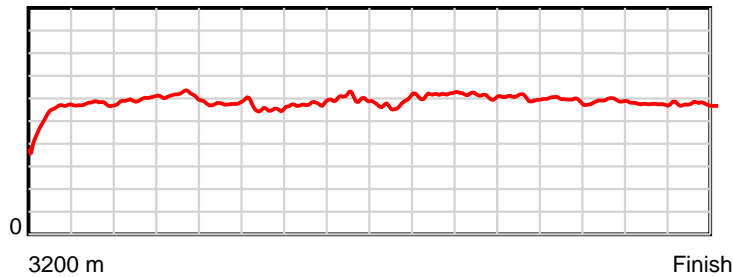
HRNZ and NZMTC and Thoroughbred Ratings Pty Ltd accepts no responsibility for the completeness or accuracy of any of the information contained herein, and makes no representations about its suitability for any particular purpose. Users should make their own judgements about those matters and/or seek independent advice. You assume all risks associated with use of the data provided on this page.

Race Results

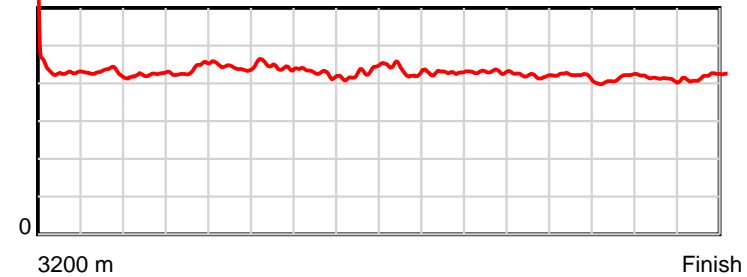
May 12, 2023, Race 7, HYDROFLOW NZ COUNTRY CHAMPIONSHIP FINAL (HCP PACE), Distance 3200m, Addington - Survey 3200m

Result	TAB no.	Horse (Barrier)	2200m to	2000m to	1800m to	1600m to	1400m to	1200m to	1000m to	800m to	600m to	400m to	200m to	Total or	Margin
3rd	14	Get Up N Dance (11)	2000m	1800m	1600m	1400m	1200m	1000m	800m	600m	400m	200m	WP	Average	
		Position in running (margin)	14(15.6)	14(14.9)	15(14.2)	13(11.0)	13(10.0)	10(6.9)	8(4.4)	6(2.4)	2(1.2)	2(0.2)	2(0.6)		2.20
		Sectional time (s)	16.19	14.86	14.63	15.28	13.92	14.56	14.28	14.08	14.25	14.53	14.52		
		Cumulative time (s)	161.10	144.91	130.05	115.42	100.14	86.22	71.66	57.38	43.30	29.05	14.52	3:59.48	
		Speed (m/s)	12.35	13.46	13.67	13.09	14.37	13.74	14.01	14.20	14.04	13.76	13.77	13.36	
		Stride length (m)	5.50	5.76	5.88	5.69	6.15	5.91	5.88	5.93	5.83	5.67	5.76	5.77	
		Stride duration (s)	0.445	0.428	0.430	0.435	0.428	0.430	0.420	0.417	0.416	0.412	0.419	0.432	
		Stride efficiency (%)	47.21	51.81	53.97	50.56	59.20	54.52	54.00	54.88	53.17	50.16	51.92	52.02	
		Stride count	36.39	34.73	34.03	35.16	32.49	33.86	34.02	33.75	34.29	35.30	34.70	554.63	

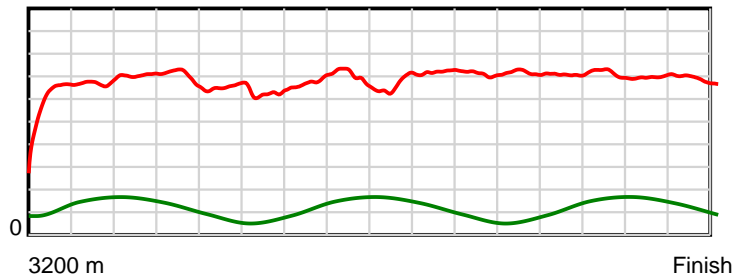
10 m Stride length



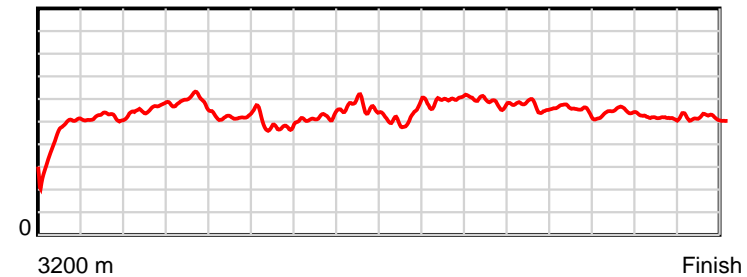
0.6 s Stride duration



20 m/sec Speed



100 % Stride efficiency



Note: Horizontal distance axis grid lines are 200m furlongs.

Disclaimer.

HRNZ and NZMTC and Thoroughbred Ratings Pty Ltd accepts no responsibility for the completeness or accuracy of any of the information contained herein, and makes no representations about its suitability for any particular purpose. Users should make their own judgements about those matters and/or seek independent advice. You assume all risks associated with use of the data provided on this page.



Race Results



May 12, 2023, Race 7, HYDROFLOW NZ COUNTRY CHAMPIONSHIP FINAL (HCP PACE), Distance 3200m, Addington - Survey 3200m

Result	TAB no.	Horse (Barrier)	3200 to 3000m	3000m to 2800m	2800m to 2600m	2600m to 2400m	2400m to 2200m
4th	12	Heisenberg (9)					
		Position in running (margin)	-	10(12.0)	9(12.7)	10(16.3)	9(11.9)
		Sectional time (s)	18.11	14.69	14.59	14.18	15.75
		Cumulative time (s)	239.53	221.42	206.73	192.14	177.96
		Speed (m/s)	11.05	13.61	13.71	14.10	12.70
		Stride length (m)	6.46	7.26	6.69	7.79	6.49
		Stride duration (s)	0.518	0.533	0.488	0.552	0.511
		Stride efficiency (%)	65.25	82.44	69.88	94.80	65.76
		Stride count	30.95	27.54	29.91	25.68	30.83

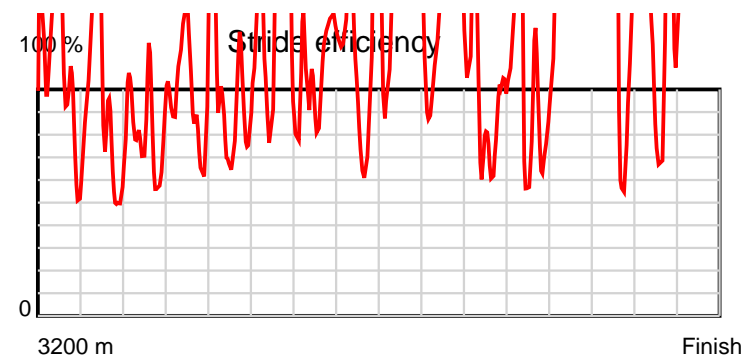
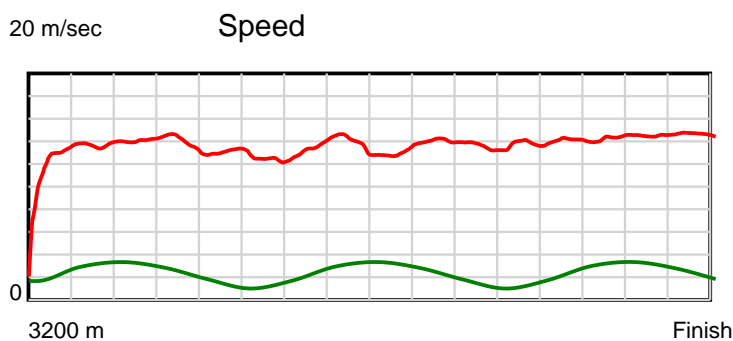
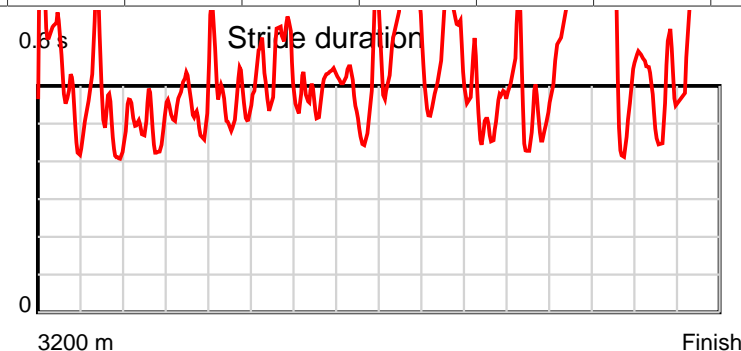
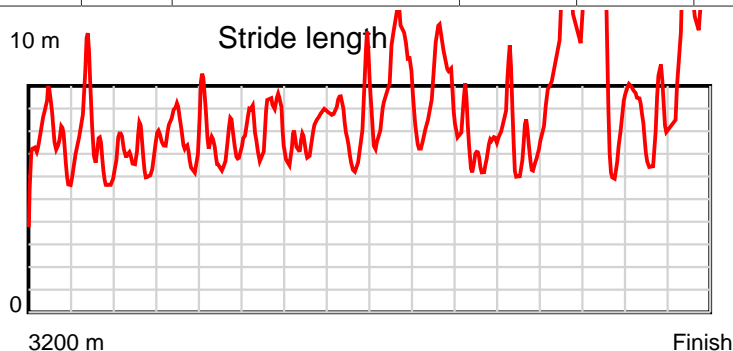
Disclaimer.

HRNZ and NZMTC and Thoroughbred Ratings Pty Ltd accepts no responsibility for the completeness or accuracy of any of the information contained herein, and makes no representations about its suitability for any particular purpose. Users should make their own judgements about those matters and/or seek independent advice. You assume all risks associated with use of the data provided on this page.

Race Results

May 12, 2023, Race 7, HYDROFLOW NZ COUNTRY CHAMPIONSHIP FINAL (HCP PACE), Distance 3200m, Addington - Survey 3200m

Result	TAB no.	Horse (Barrier)	2200m to	2000m to	1800m to	1600m to	1400m to	1200m to	1000m to	800m to	600m to	400m to	200m to	Total or	Margin
4th	12	Heisenberg (9)	2000m	1800m	1600m	1400m	1200m	1000m	800m	600m	400m	200m	WP	Average	
		Position in running (margin)	9(10.0)	10(10.3)	10(9.3)	8(7.4)	9(7.8)	11(7.0)	13(7.6)	14(7.8)	10(7.1)	7(6.4)	5(4.6)		2.50
		Sectional time (s)	16.37	14.80	14.86	15.52	14.28	15.09	14.64	14.17	14.31	14.17	14.00		
		Cumulative time (s)	162.21	145.84	131.04	116.18	100.66	86.38	71.29	56.65	42.48	28.17	14.00	3:59.53	
		Speed (m/s)	12.22	13.51	13.46	12.89	14.01	13.25	13.66	14.11	13.98	14.11	14.29	13.36	
		Stride length (m)	6.56	7.11	7.71	8.04	8.39	6.82	7.09	10.93	8.48	7.12	12.93	7.60	
		Stride duration (s)	0.537	0.526	0.573	0.624	0.599	0.514	0.519	0.774	0.606	0.505	0.905	0.569	
		Stride efficiency (%)	67.23	79.05	92.83	100.93	110.12	72.62	78.60	186.83	112.28	79.32	261.13	90.22	
		Stride count	30.49	28.12	25.95	24.89	23.82	29.34	28.20	18.29	23.59	28.07	15.47	421.14	



Note: Horizontal distance axis grid lines are 200m furlongs.

Disclaimer.

HRNZ and NZMTC and Thoroughbred Ratings Pty Ltd accepts no responsibility for the completeness or accuracy of any of the information contained herein, and makes no representations about its suitability for any particular purpose. Users should make their own judgements about those matters and/or seek independent advice. You assume all risks associated with use of the data provided on this page.



Race Results



May 12, 2023, Race 7, HYDROFLOW NZ COUNTRY CHAMPIONSHIP FINAL (HCP PACE), Distance 3200m, Addington - Survey 3200m

Result	TAB no.	Horse (Barrier)	3200 to	3000m to	2800m to	2600m to	2400m to
5th	11	Better's Tart (6)	3000m	2800m	2600m	2400m	2200m
		Position in running (margin)	-	6(10.1)	7(9.7)	7(13.6)	8(11.2)
		Sectional time (s)	17.84	14.50	14.65	14.53	15.81
		Cumulative time (s)	239.74	221.90	207.40	192.75	178.22
		Speed (m/s)	11.21	13.79	13.65	13.76	12.65
		Stride length (m)	5.42	6.04	6.00	6.30	5.89
		Stride duration (s)	0.429	0.438	0.439	0.458	0.466
		Stride efficiency (%)	45.96	57.07	56.17	62.07	54.21
		Stride count	36.88	33.10	33.36	31.73	33.96

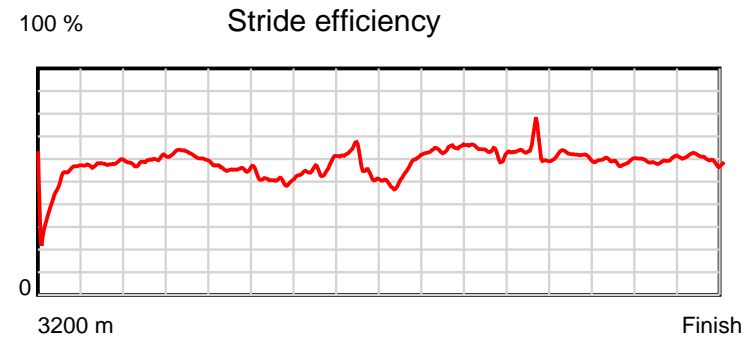
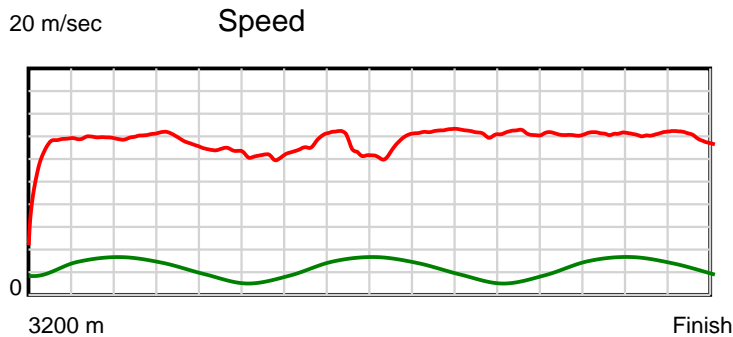
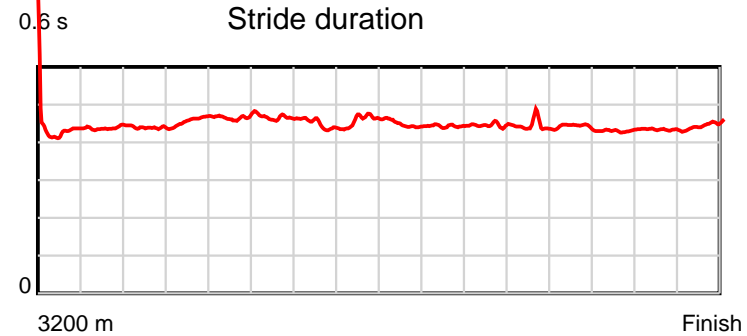
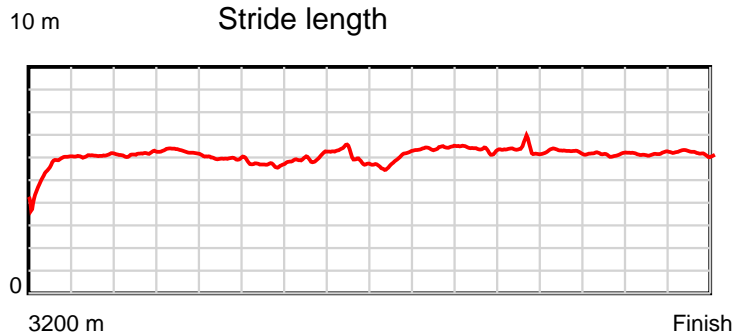
Disclaimer.

HRNZ and NZMTC and Thoroughbred Ratings Pty Ltd accepts no responsibility for the completeness or accuracy of any of the information contained herein, and makes no representations about its suitability for any particular purpose. Users should make their own judgements about those matters and/or seek independent advice. You assume all risks associated with use of the data provided on this page.

Race Results

May 12, 2023, Race 7, HYDROFLOW NZ COUNTRY CHAMPIONSHIP FINAL (HCP PACE), Distance 3200m, Addington - Survey 3200m

Result	TAB no.	Horse (Barrier)	2200m to	2000m to	1800m to	1600m to	1400m to	1200m to	1000m to	800m to	600m to	400m to	200m to	Total or	Margin
5th	11	Better's Tart (6)	2000m	1800m	1600m	1400m	1200m	1000m	800m	600m	400m	200m	WP	Average	
		Position in running (margin)	8(9.8)	9(10.2)	11(10.9)	14(11.7)	14(12.6)	14(8.9)	11(5.9)	8(4.1)	6(3.4)	3(3.3)	3(2.1)		3.70
		Sectional time (s)	16.39	15.09	15.30	15.60	13.80	14.49	14.31	14.16	14.41	14.28	14.58		
		Cumulative time (s)	162.41	146.02	130.93	115.63	100.03	86.23	71.74	57.43	43.27	28.86	14.58	3:59.74	
		Speed (m/s)	12.20	13.25	13.07	12.82	14.49	13.80	13.98	14.12	13.88	14.01	13.72	13.35	
		Stride length (m)	5.69	5.95	5.99	5.76	6.41	6.15	6.18	6.25	5.98	6.07	6.15	6.00	
		Stride duration (s)	0.466	0.449	0.458	0.449	0.443	0.445	0.442	0.442	0.431	0.433	0.448	0.450	
		Stride efficiency (%)	50.58	55.40	55.98	51.76	64.26	59.03	59.69	61.06	55.95	57.61	59.04	56.34	
		Stride count	35.15	33.59	33.41	34.75	31.19	32.54	32.36	32.00	33.43	32.94	32.54	532.93	



Note: Horizontal distance axis grid lines are 200m furlongs.

Disclaimer.

HRNZ and NZMTC and Thoroughbred Ratings Pty Ltd accepts no responsibility for the completeness or accuracy of any of the information contained herein, and makes no representations about its suitability for any particular purpose. Users should make their own judgements about those matters and/or seek independent advice. You assume all risks associated with use of the data provided on this page.



Race Results



May 12, 2023, Race 7, HYDROFLOW NZ COUNTRY CHAMPIONSHIP FINAL (HCP PACE), Distance 3200m, Addington - Survey 3200m

Result	TAB no.	Horse (Barrier)	3200 to	3000m to	2800m to	2600m to	2400m to
6th	4	Cya Art (10)	3000m	2800m	2600m	2400m	2200m
		Position in running (margin)	-	11(14.2)	11(16.5)	11(18.4)	11(14.2)
		Sectional time (s)	18.61	14.94	14.31	14.23	15.53
		Cumulative time (s)	240.13	221.52	206.58	192.27	178.04
		Speed (m/s)	10.75	13.39	13.98	14.05	12.88
		Stride length (m)	4.96	5.83	6.12	6.24	5.76
		Stride duration (s)	0.425	0.436	0.438	0.444	0.448
		Stride efficiency (%)	38.44	53.17	58.48	60.91	51.93
		Stride count	40.33	34.29	32.69	32.03	34.70

Disclaimer.

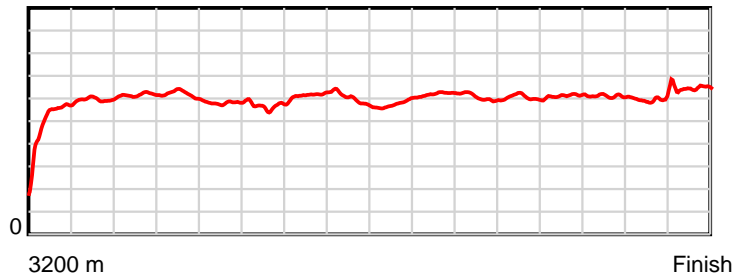
HRNZ and NZMTC and Thoroughbred Ratings Pty Ltd accepts no responsibility for the completeness or accuracy of any of the information contained herein, and makes no representations about its suitability for any particular purpose. Users should make their own judgements about those matters and/or seek independent advice. You assume all risks associated with use of the data provided on this page.

Race Results

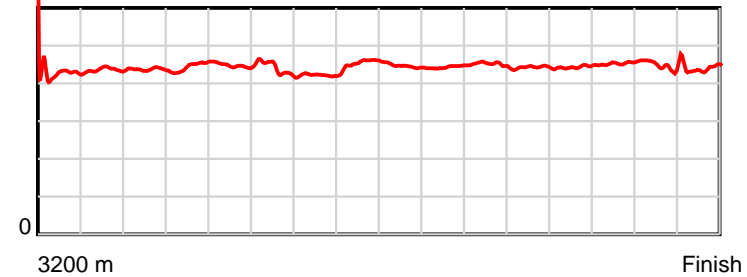
May 12, 2023, Race 7, HYDROFLOW NZ COUNTRY CHAMPIONSHIP FINAL (HCP PACE), Distance 3200m, Addington - Survey 3200m

Result	TAB no.	Horse (Barrier)	2200m to	2000m to	1800m to	1600m to	1400m to	1200m to	1000m to	800m to	600m to	400m to	200m to	Total or	Margin
6th	4	Cya Art (10)	2000m	1800m	1600m	1400m	1200m	1000m	800m	600m	400m	200m	WP	Average	
		Position in running (margin)	10(11.0)	8(8.5)	2(0.5)	2(2.7)	2(2.4)	2(1.5)	3(1.2)	4(1.9)	5(3.2)	9(7.1)	8(10.5)		6.10
		Sectional time (s)	15.90	13.63	15.56	15.38	14.28	14.93	14.73	14.50	15.08	15.03	13.49		
		Cumulative time (s)	162.51	146.61	132.98	117.42	102.04	87.76	72.83	58.10	43.60	28.52	13.49	4:00.13	
		Speed (m/s)	12.58	14.67	12.85	13.00	14.01	13.40	13.58	13.79	13.26	13.31	14.83	13.33	
		Stride length (m)	5.53	6.19	5.86	5.80	6.21	6.04	6.00	6.12	6.01	5.95	6.49	5.92	
		Stride duration (s)	0.439	0.422	0.456	0.446	0.443	0.451	0.442	0.444	0.453	0.447	0.438	0.445	
		Stride efficiency (%)	47.73	59.89	53.61	52.50	60.30	56.97	56.28	58.57	56.53	55.41	65.85	54.84	
		Stride count	36.19	32.31	34.15	34.50	32.19	33.13	33.33	32.67	33.25	33.59	30.81	540.16	

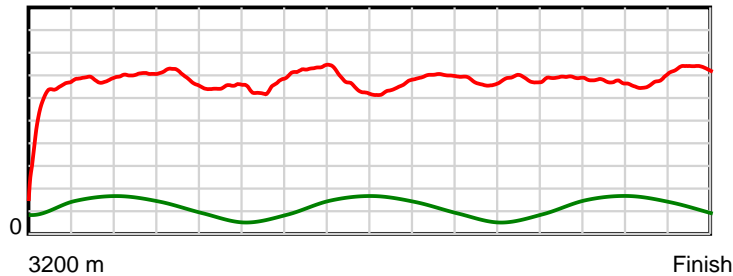
10 m Stride length



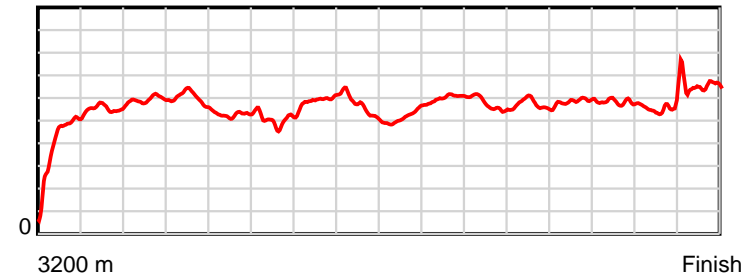
0.6 s Stride duration



20 m/sec Speed



100 % Stride efficiency



Note: Horizontal distance axis grid lines are 200m furlongs.

Disclaimer.

HRNZ and NZMTC and Thoroughbred Ratings Pty Ltd accepts no responsibility for the completeness or accuracy of any of the information contained herein, and makes no representations about its suitability for any particular purpose. Users should make their own judgements about those matters and/or seek independent advice. You assume all risks associated with use of the data provided on this page.



Race Results



May 12, 2023, Race 7, HYDROFLOW NZ COUNTRY CHAMPIONSHIP FINAL (HCP PACE), Distance 3200m, Addington - Survey 3200m

Result	TAB no.	Horse (Barrier)	3200 to	3000m to	2800m to	2600m to	2400m to
7th	18	Franco Norton (1)	3000m	2800m	2600m	2400m	2200m
		Position in running (margin)	-	5(9.2)	2(3.4)	3(4.4)	3(5.1)
		Sectional time (s)	17.55	13.59	14.16	15.04	15.86
		Cumulative time (s)	240.42	222.87	209.28	195.12	180.08
		Speed (m/s)	11.40	14.72	14.12	13.30	12.61
		Stride length (m)	5.51	6.20	6.04	6.18	5.92
		Stride duration (s)	0.394	0.421	0.427	0.465	0.469
		Stride efficiency (%)	47.48	60.12	56.93	59.76	54.72
		Stride count	36.28	32.25	33.14	32.34	33.80

Disclaimer.

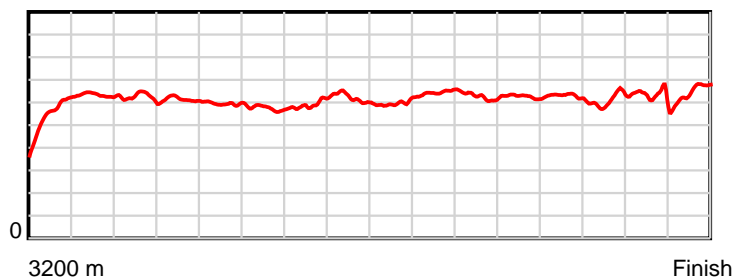
HRNZ and NZMTC and Thoroughbred Ratings Pty Ltd accepts no responsibility for the completeness or accuracy of any of the information contained herein, and makes no representations about its suitability for any particular purpose. Users should make their own judgements about those matters and/or seek independent advice. You assume all risks associated with use of the data provided on this page.

Race Results

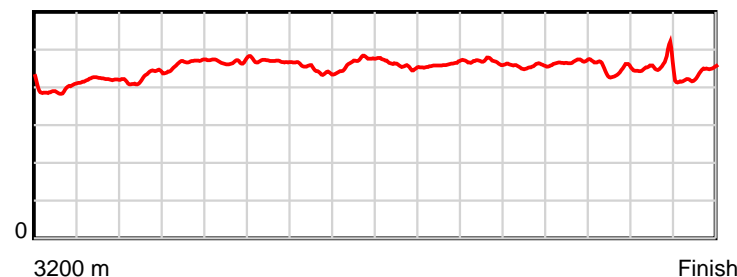
May 12, 2023, Race 7, HYDROFLOW NZ COUNTRY CHAMPIONSHIP FINAL (HCP PACE), Distance 3200m, Addington - Survey 3200m

Result	TAB no.	Horse (Barrier)	2200m to	2000m to	1800m to	1600m to	1400m to	1200m to	1000m to	800m to	600m to	400m to	200m to	Total or	Margin
7th	18	Franco Norton (1)	2000m	1800m	1600m	1400m	1200m	1000m	800m	600m	400m	200m	WP	Average	
		Position in running (margin)	3(3.9)	3(4.0)	5(5.0)	7(6.0)	8(6.3)	9(5.5)	10(5.7)	11(5.9)	14(10.5)	14(13.4)	14(13.0)		7.80
		Sectional time (s)	16.34	15.14	15.34	15.48	14.30	15.01	14.66	15.04	14.91	14.41	13.59		
		Cumulative time (s)	164.22	147.88	132.74	117.40	101.92	87.62	72.61	57.95	42.91	28.00	13.59	4:00.42	
		Speed (m/s)	12.24	13.21	13.04	12.92	13.99	13.32	13.64	13.30	13.41	13.88	14.72	13.31	
		Stride length (m)	5.74	5.91	6.11	5.93	6.44	6.24	6.22	6.22	6.00	6.27	6.45	6.08	
		Stride duration (s)	0.469	0.448	0.468	0.459	0.461	0.468	0.456	0.467	0.448	0.451	0.438	0.457	
		Stride efficiency (%)	51.50	54.62	58.25	54.92	64.86	60.80	60.46	60.42	56.33	61.34	64.96	57.69	
		Stride count	34.84	33.83	32.76	33.74	31.04	32.06	32.15	32.16	33.31	31.92	31.02	526.64	

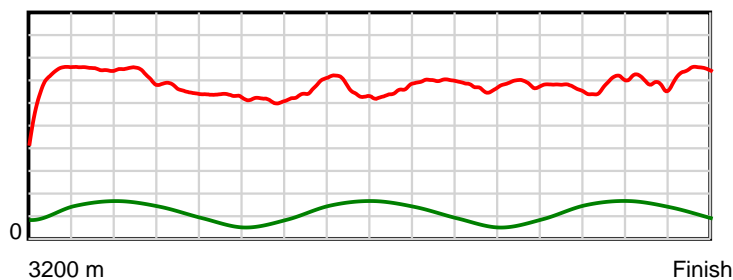
10 m Stride length



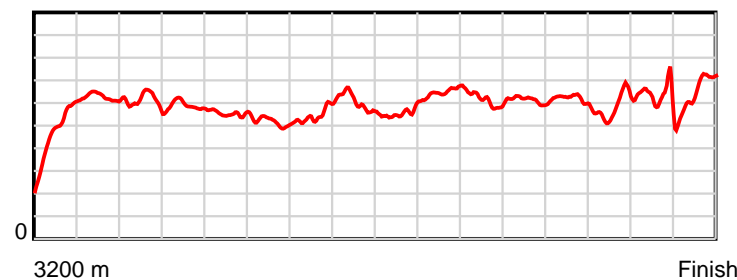
0.6 s Stride duration



20 m/sec Speed



100 % Stride efficiency



Note: Horizontal distance axis grid lines are 200m furlongs.

Disclaimer.

HRNZ and NZMTC and Thoroughbred Ratings Pty Ltd accepts no responsibility for the completeness or accuracy of any of the information contained herein, and makes no representations about its suitability for any particular purpose. Users should make their own judgements about those matters and/or seek independent advice. You assume all risks associated with use of the data provided on this page.



Race Results



May 12, 2023, Race 7, HYDROFLOW NZ COUNTRY CHAMPIONSHIP FINAL (HCP PACE), Distance 3200m, Addington - Survey 3200m

Result	TAB no.	Horse (Barrier)	3200 to	3000m to	2800m to	2600m to	2400m to
8th	15	Got You Covere... (13)	3000m	2800m	2600m	2400m	2200m
		Position in running (margin)	-	9(11.6)	13(18.4)	14(24.1)	15(19.7)
		Sectional time (s)	18.03	15.69	14.95	14.19	15.72
		Cumulative time (s)	240.88	222.85	207.16	192.21	178.02
		Speed (m/s)	11.09	12.75	13.38	14.09	12.72
		Stride length (m)	5.51	5.70	5.91	6.36	5.87
		Stride duration (s)	0.443	0.447	0.442	0.451	0.462
		Stride efficiency (%)	47.39	50.68	54.61	63.19	53.91
		Stride count	36.32	35.12	33.83	31.45	34.05

Disclaimer.

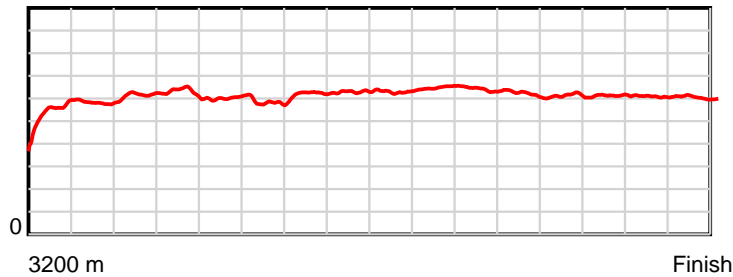
HRNZ and NZMTC and Thoroughbred Ratings Pty Ltd accepts no responsibility for the completeness or accuracy of any of the information contained herein, and makes no representations about its suitability for any particular purpose. Users should make their own judgements about those matters and/or seek independent advice. You assume all risks associated with use of the data provided on this page.

Race Results

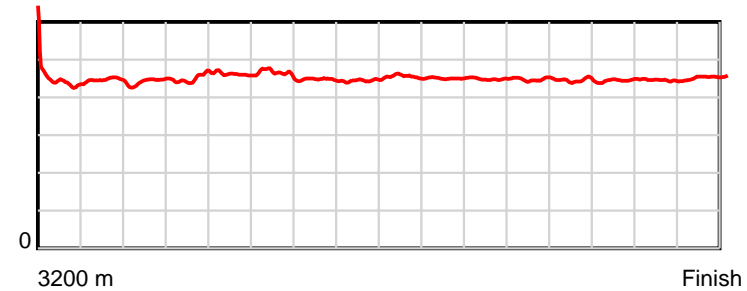
May 12, 2023, Race 7, HYDROFLOW NZ COUNTRY CHAMPIONSHIP FINAL (HCP PACE), Distance 3200m, Addington - Survey 3200m

Result	TAB no.	Horse (Barrier)	2200m to	2000m to	1800m to	1600m to	1400m to	1200m to	1000m to	800m to	600m to	400m to	200m to	Total or	Margin
8th	15	Got You Covere... (13)	2000m	1800m	1600m	1400m	1200m	1000m	800m	600m	400m	200m	WP	Average	
		Position in running (margin)	15(17.7)	16(16.7)	13(13.1)	11(9.3)	7(6.1)	5(3.3)	2(0.3)	3(0.5)	4(2.1)	4(4.1)	6(5.9)		10.50
		Sectional time (s)	16.16	14.37	14.55	14.90	13.96	14.48	14.66	14.55	14.75	14.78	15.14		
		Cumulative time (s)	162.30	146.14	131.77	117.22	102.32	88.36	73.88	59.22	44.67	29.92	15.14	4:00.88	
		Speed (m/s)	12.38	13.92	13.75	13.42	14.33	13.81	13.64	13.75	13.56	13.53	13.21	13.28	
		Stride length (m)	5.74	6.23	6.12	6.11	6.45	6.20	6.10	6.10	6.06	6.02	6.00	6.02	
		Stride duration (s)	0.464	0.448	0.445	0.455	0.451	0.449	0.447	0.444	0.447	0.445	0.455	0.453	
		Stride efficiency (%)	51.51	60.71	58.58	58.28	65.09	60.06	58.11	58.18	57.31	56.68	56.33	56.65	
		Stride count	34.83	32.09	32.66	32.75	30.99	32.26	32.80	32.78	33.02	33.21	33.31	531.47	

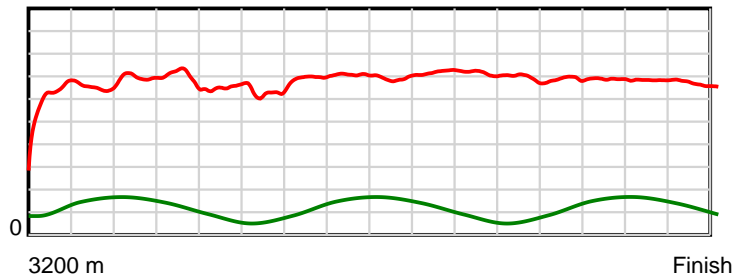
10 m Stride length



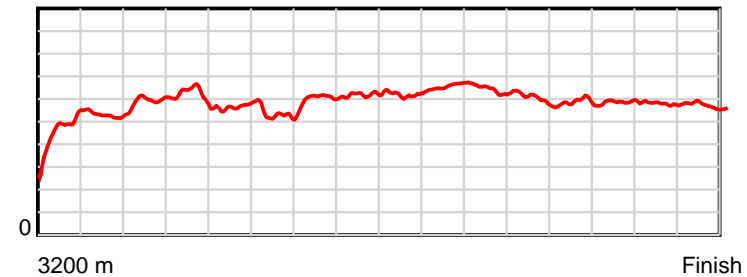
0.6 s Stride duration



20 m/sec Speed



100 % Stride efficiency



Note: Horizontal distance axis grid lines are 200m furlongs.

Disclaimer.

HRNZ and NZMTC and Thoroughbred Ratings Pty Ltd accepts no responsibility for the completeness or accuracy of any of the information contained herein, and makes no representations about its suitability for any particular purpose. Users should make their own judgements about those matters and/or seek independent advice. You assume all risks associated with use of the data provided on this page.



Race Results



May 12, 2023, Race 7, HYDROFLOW NZ COUNTRY CHAMPIONSHIP FINAL (HCP PACE), Distance 3200m, Addington - Survey 3200m

Result	TAB no.	Horse (Barrier)	3200 to	3000m to	2800m to	2600m to	2400m to
9th	9	Hesashorething (2)	3000m	2800m	2600m	2400m	2200m
		Position in running (margin)	-	15(30.7)	16(42.3)	16(40.7)	16(31.5)
		Sectional time (s)	21.24	16.49	13.72	13.40	14.63
		Cumulative time (s)	241.01	219.77	203.28	189.56	176.16
		Speed (m/s)	9.42	12.13	14.58	14.93	13.67
		Stride length (m)	4.31	5.50	6.45	6.60	6.27
		Stride duration (s)	0.442	0.454	0.443	0.442	0.459
		Stride efficiency (%)	29.09	47.35	65.05	68.11	61.47
		Stride count	46.35	36.33	31.00	30.29	31.89

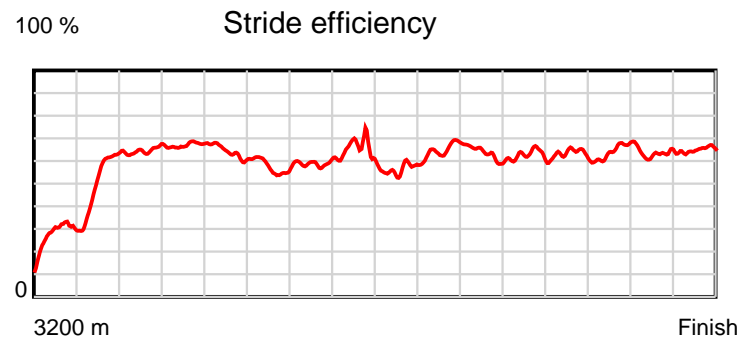
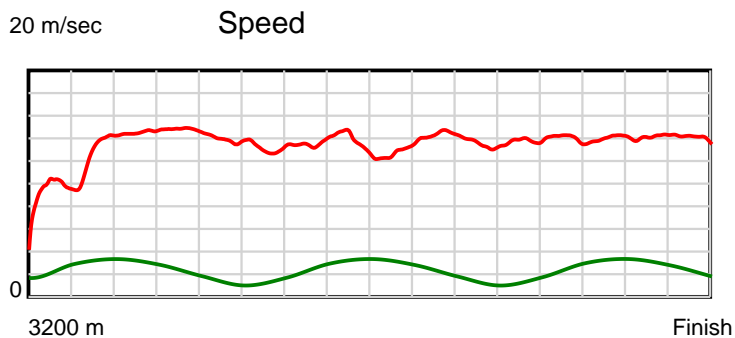
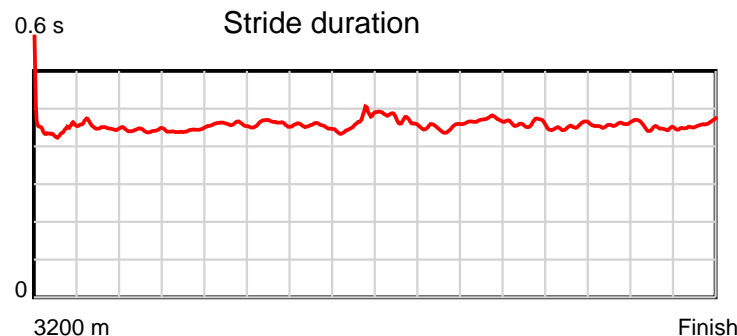
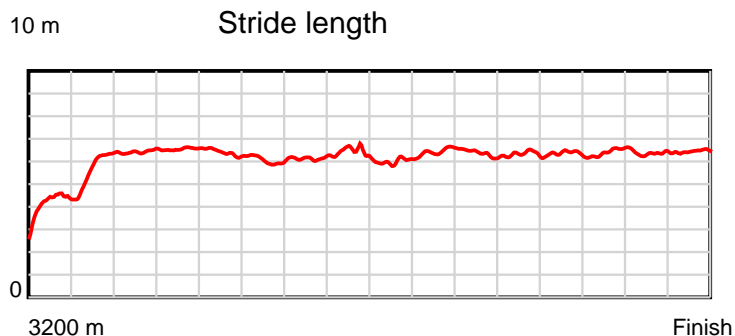
Disclaimer.

HRNZ and NZMTC and Thoroughbred Ratings Pty Ltd accepts no responsibility for the completeness or accuracy of any of the information contained herein, and makes no representations about its suitability for any particular purpose. Users should make their own judgements about those matters and/or seek independent advice. You assume all risks associated with use of the data provided on this page.

Race Results

May 12, 2023, Race 7, HYDROFLOW NZ COUNTRY CHAMPIONSHIP FINAL (HCP PACE), Distance 3200m, Addington - Survey 3200m

Result	TAB no.	Horse (Barrier)	2200m to	2000m to	1800m to	1600m to	1400m to	1200m to	1000m to	800m to	600m to	400m to	200m to	Total or	Margin
9th	9	Heshorething (2)	2000m	1800m	1600m	1400m	1200m	1000m	800m	600m	400m	200m	WP	Average	
		Position in running (margin)	16(23.0)	15(16.7)	16(15.8)	15(12.0)	15(14.0)	16(10.8)	16(9.8)	16(10.4)	15(10.5)	13(11.3)	10(11.4)		11.30
		Sectional time (s)	15.27	14.83	14.55	15.77	13.90	14.81	14.70	14.30	14.56	14.49	14.35		
		Cumulative time (s)	161.53	146.26	131.43	116.88	101.11	87.21	72.40	57.70	43.40	28.84	14.35	4:01.01	
		Speed (m/s)	13.10	13.49	13.75	12.68	14.39	13.50	13.61	13.99	13.74	13.80	13.94	13.28	
		Stride length (m)	6.03	6.13	6.36	5.99	6.47	6.35	6.26	6.33	6.29	6.20	6.41	6.06	
		Stride duration (s)	0.461	0.454	0.462	0.472	0.450	0.470	0.460	0.453	0.458	0.449	0.460	0.457	
		Stride efficiency (%)	56.88	58.66	63.16	56.11	65.40	63.00	61.21	62.67	61.81	60.14	64.29	57.47	
		Stride count	33.15	32.64	31.46	33.38	30.91	31.50	31.95	31.58	31.80	32.24	31.18	527.65	



Note: Horizontal distance axis grid lines are 200m furlongs.

Disclaimer.

HRNZ and NZMTC and Thoroughbred Ratings Pty Ltd accepts no responsibility for the completeness or accuracy of any of the information contained herein, and makes no representations about its suitability for any particular purpose. Users should make their own judgements about those matters and/or seek independent advice. You assume all risks associated with use of the data provided on this page.



Race Results



May 12, 2023, Race 7, HYDROFLOW NZ COUNTRY CHAMPIONSHIP FINAL (HCP PACE), Distance 3200m, Addington - Survey 3200m

Result	TAB no.	Horse (Barrier)	3200 to	3000m to	2800m to	2600m to	2400m to
10th	3	Bet West (8)	3000m	2800m	2600m	2400m	2200m
		Position in running (margin)	-	8(10.2)	8(11.4)	8(13.6)	7(10.1)
		Sectional time (s)	17.76	14.75	14.37	14.33	15.62
		Cumulative time (s)	241.21	223.45	208.70	194.33	180.00
		Speed (m/s)	11.26	13.56	13.92	13.96	12.80
		Stride length (m)	5.12	5.99	6.16	6.29	5.87
		Stride duration (s)	0.432	0.442	0.443	0.451	0.459
		Stride efficiency (%)	40.93	56.06	59.33	61.86	53.86
		Stride count	39.08	33.39	32.46	31.79	34.07

Disclaimer.

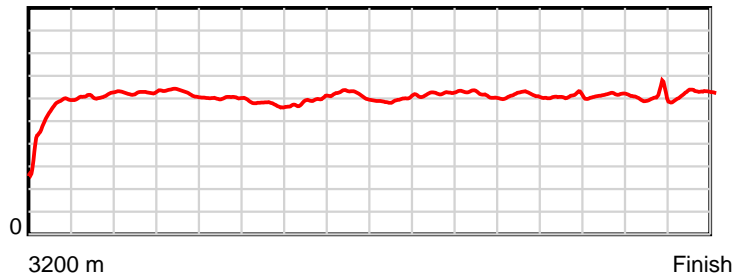
HRNZ and NZMTC and Thoroughbred Ratings Pty Ltd accepts no responsibility for the completeness or accuracy of any of the information contained herein, and makes no representations about its suitability for any particular purpose. Users should make their own judgements about those matters and/or seek independent advice. You assume all risks associated with use of the data provided on this page.

Race Results

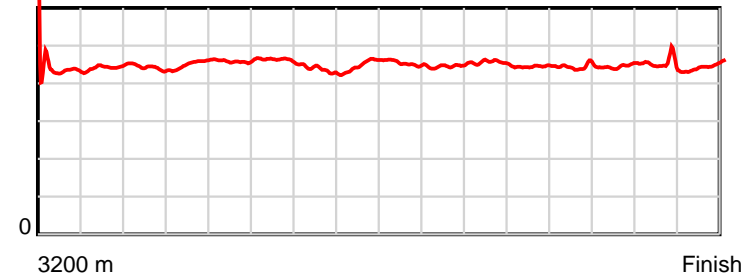
May 12, 2023, Race 7, HYDROFLOW NZ COUNTRY CHAMPIONSHIP FINAL (HCP PACE), Distance 3200m, Addington - Survey 3200m

Result	TAB no.	Horse (Barrier)	2200m to	2000m to	1800m to	1600m to	1400m to	1200m to	1000m to	800m to	600m to	400m to	200m to	Total or	Margin
10th	3	Bet West (8)	2000m	1800m	1600m	1400m	1200m	1000m	800m	600m	400m	200m	WP	Average	
		Position in running (margin)	6(7.4)	6(8.2)	6(7.1)	5(5.5)	6(5.4)	7(4.6)	9(5.5)	12(6.3)	12(8.0)	11(9.0)	13(12.7)		12.40
		Sectional time (s)	16.44	14.79	14.91	15.44	14.29	15.12	14.74	14.57	14.59	15.09	14.40		
		Cumulative time (s)	164.38	147.94	133.15	118.24	102.80	88.51	73.39	58.65	44.08	29.49	14.40	4:01.21	
		Speed (m/s)	12.17	13.52	13.41	12.95	14.00	13.23	13.57	13.73	13.71	13.25	13.89	13.27	
		Stride length (m)	5.62	5.90	6.04	5.87	6.24	6.01	6.03	6.10	6.12	5.94	6.21	5.96	
		Stride duration (s)	0.462	0.437	0.450	0.453	0.446	0.454	0.445	0.444	0.446	0.448	0.447	0.449	
		Stride efficiency (%)	49.39	54.47	57.01	53.81	60.91	56.40	56.84	58.17	58.46	55.10	60.20	55.43	
		Stride count	35.57	33.87	33.11	34.08	32.03	33.29	33.16	32.78	32.70	33.68	32.22	537.28	

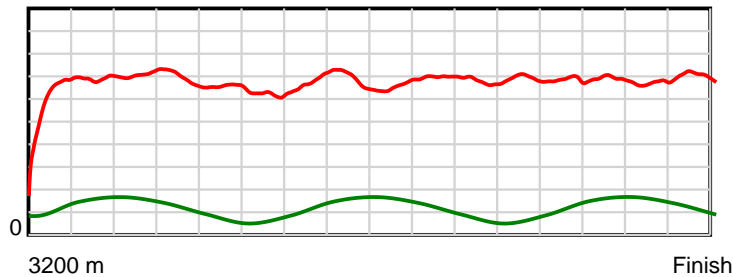
10 m Stride length



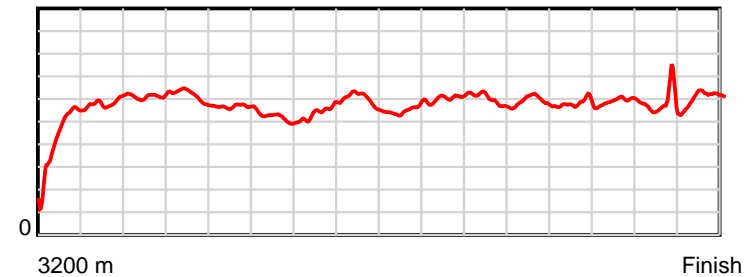
0.6 s Stride duration



20 m/sec Speed



100 % Stride efficiency



Note: Horizontal distance axis grid lines are 200m furlongs.

Disclaimer.

HRNZ and NZMTC and Thoroughbred Ratings Pty Ltd accepts no responsibility for the completeness or accuracy of any of the information contained herein, and makes no representations about its suitability for any particular purpose. Users should make their own judgements about those matters and/or seek independent advice. You assume all risks associated with use of the data provided on this page.



Race Results



May 12, 2023, Race 7, HYDROFLOW NZ COUNTRY CHAMPIONSHIP FINAL (HCP PACE), Distance 3200m, Addington - Survey 3200m

Result	TAB no.	Horse (Barrier)	3200 to	3000m to	2800m to	2600m to	2400m to
11th	7	Cos I Can (14)	3000m	2800m	2600m	2400m	2200m
		Position in running (margin)	-	7(10.1)	6(9.1)	5(9.9)	5(7.7)
		Sectional time (s)	17.86	14.38	14.13	14.56	15.59
		Cumulative time (s)	241.97	224.11	209.73	195.60	181.04
		Speed (m/s)	11.20	13.91	14.15	13.74	12.83
		Stride length (m)	5.52	6.66	6.84	6.88	6.45
		Stride duration (s)	0.479	0.479	0.483	0.501	0.503
		Stride efficiency (%)	47.66	69.40	73.02	73.92	65.01
		Stride count	36.21	30.01	29.26	29.08	31.01

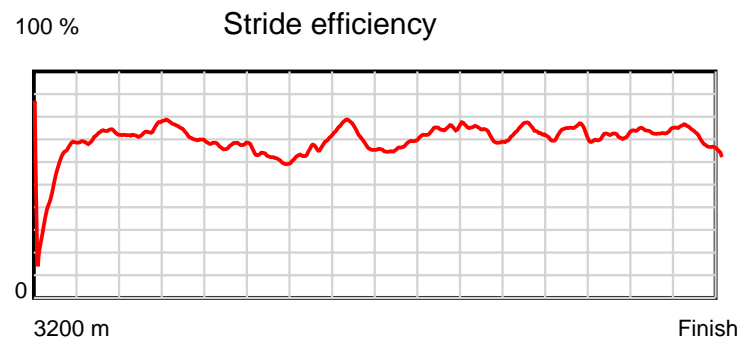
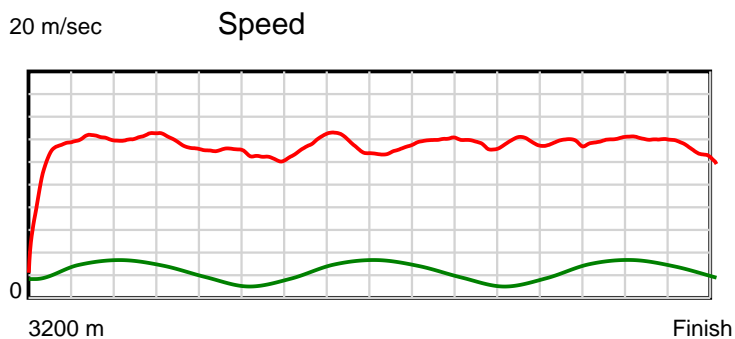
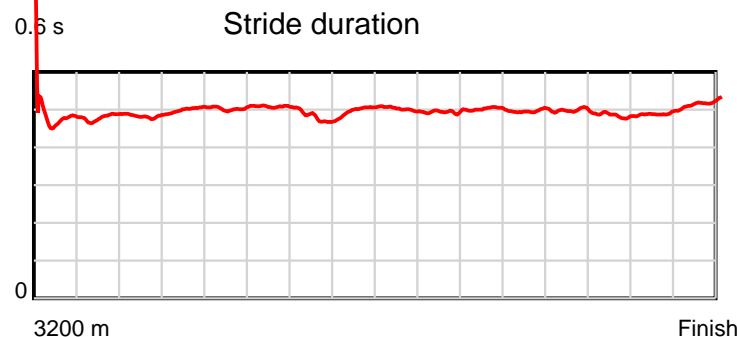
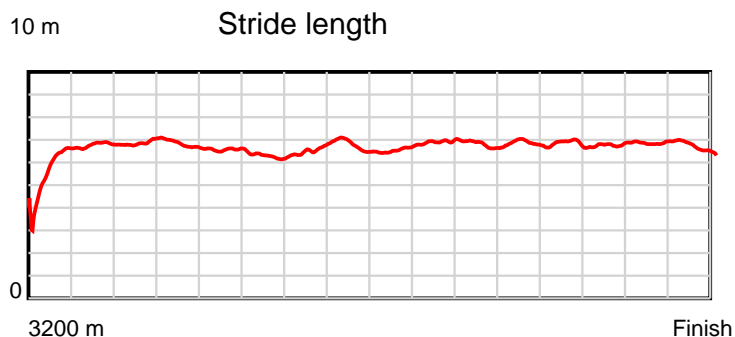
Disclaimer.

HRNZ and NZMTC and Thoroughbred Ratings Pty Ltd accepts no responsibility for the completeness or accuracy of any of the information contained herein, and makes no representations about its suitability for any particular purpose. Users should make their own judgements about those matters and/or seek independent advice. You assume all risks associated with use of the data provided on this page.

Race Results

May 12, 2023, Race 7, HYDROFLOW NZ COUNTRY CHAMPIONSHIP FINAL (HCP PACE), Distance 3200m, Addington - Survey 3200m

Result	TAB no.	Horse (Barrier)	2200m to	2000m to	1800m to	1600m to	1400m to	1200m to	1000m to	800m to	600m to	400m to	200m to	Total or	Margin
11th	7	Cos I Can (14)	2000m	1800m	1600m	1400m	1200m	1000m	800m	600m	400m	200m	WP	Average	
		Position in running (margin)	4(4.9)	4(6.5)	4(4.1)	3(3.8)	3(3.6)	4(2.8)	7(4.0)	9(4.6)	9(6.2)	10(7.2)	7(8.2)		16.90
		Sectional time (s)	16.59	14.57	15.13	15.41	14.30	15.18	14.71	14.55	14.59	14.65	15.77		
		Cumulative time (s)	165.45	148.86	134.29	119.16	103.75	89.45	74.27	59.56	45.01	30.42	15.77	4:01.97	
		Speed (m/s)	12.06	13.73	13.22	12.98	13.99	13.18	13.60	13.75	13.71	13.65	12.68	13.22	
		Stride length (m)	6.12	6.59	6.62	6.50	6.91	6.61	6.75	6.84	6.64	6.71	6.56	6.56	
		Stride duration (s)	0.508	0.480	0.500	0.501	0.494	0.502	0.496	0.497	0.484	0.491	0.517	0.496	
		Stride efficiency (%)	58.61	67.92	68.38	66.03	74.71	68.30	71.11	73.08	68.88	70.30	67.19	67.17	
		Stride count	32.66	30.34	30.23	30.77	28.92	30.25	29.65	29.25	30.12	29.82	30.50	488.08	



Note: Horizontal distance axis grid lines are 200m furlongs.

Disclaimer.

HRNZ and NZMTC and Thoroughbred Ratings Pty Ltd accepts no responsibility for the completeness or accuracy of any of the information contained herein, and makes no representations about its suitability for any particular purpose. Users should make their own judgements about those matters and/or seek independent advice. You assume all risks associated with use of the data provided on this page.



Race Results



May 12, 2023, Race 7, HYDROFLOW NZ COUNTRY CHAMPIONSHIP FINAL (HCP PACE), Distance 3200m, Addington - Survey 3200m

Result	TAB no.	Horse (Barrier)	3200 to	3000m to	2800m to	2600m to	2400m to
12th	16	Homebush Lad (3)	3000m	2800m	2600m	2400m	2200m
		Position in running (margin)	-	14(15.1)	12(17.0)	12(20.2)	12(15.7)
		Sectional time (s)	18.44	14.87	14.53	14.18	15.76
		Cumulative time (s)	242.16	223.72	208.85	194.32	180.14
		Speed (m/s)	10.85	13.45	13.76	14.10	12.69
		Stride length (m)	5.72	6.01	6.13	6.36	5.81
		Stride duration (s)	0.435	0.447	0.445	0.451	0.458
		Stride efficiency (%)	51.19	56.50	58.68	63.18	52.76
		Stride count	34.94	33.26	32.64	31.45	34.42

Disclaimer.

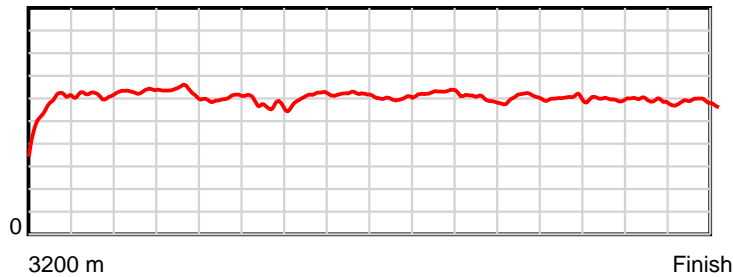
HRNZ and NZMTC and Thoroughbred Ratings Pty Ltd accepts no responsibility for the completeness or accuracy of any of the information contained herein, and makes no representations about its suitability for any particular purpose. Users should make their own judgements about those matters and/or seek independent advice. You assume all risks associated with use of the data provided on this page.

Race Results

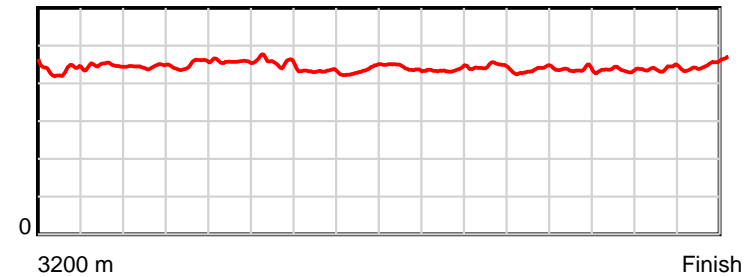
May 12, 2023, Race 7, HYDROFLOW NZ COUNTRY CHAMPIONSHIP FINAL (HCP PACE), Distance 3200m, Addington - Survey 3200m

Result	TAB no.	Horse (Barrier)	2200m to	2000m to	1800m to	1600m to	1400m to	1200m to	1000m to	800m to	600m to	400m to	200m to	Total or	Margin
12th	16	Homebush Lad (3)	2000m	1800m	1600m	1400m	1200m	1000m	800m	600m	400m	200m	WP	Average	
		Position in running (margin)	13(13.9)	12(13.1)	8(8.5)	6(5.8)	4(4.5)	3(1.6)	5(2.5)	5(2.1)	7(3.7)	8(6.5)	9(11.1)		18.00
		Sectional time (s)	16.18	14.21	14.73	15.22	13.95	15.14	14.54	14.54	14.90	15.23	15.74		
		Cumulative time (s)	164.38	148.20	133.99	119.26	104.04	90.09	74.95	60.41	45.87	30.97	15.74	4:02.16	
		Speed (m/s)	12.36	14.07	13.58	13.14	14.34	13.21	13.76	13.76	13.42	13.13	12.71	13.21	
		Stride length (m)	5.63	6.08	5.93	5.79	6.24	5.86	6.00	6.00	5.85	5.75	5.76	5.93	
		Stride duration (s)	0.455	0.432	0.436	0.441	0.436	0.443	0.436	0.436	0.436	0.438	0.453	0.449	
		Stride efficiency (%)	49.49	57.82	54.87	52.44	60.92	53.62	56.29	56.21	53.55	51.74	51.84	54.90	
		Stride count	35.54	32.88	33.75	34.52	32.03	34.14	33.32	33.35	34.16	34.76	34.72	539.88	

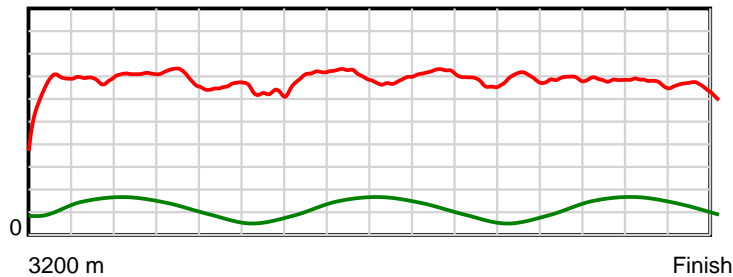
10 m Stride length



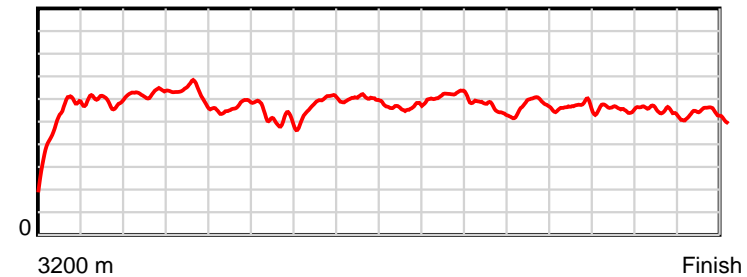
0.6 s Stride duration



20 m/sec Speed



100 % Stride efficiency



Note: Horizontal distance axis grid lines are 200m furlongs.

Disclaimer.

HRNZ and NZMTC and Thoroughbred Ratings Pty Ltd accepts no responsibility for the completeness or accuracy of any of the information contained herein, and makes no representations about its suitability for any particular purpose. Users should make their own judgements about those matters and/or seek independent advice. You assume all risks associated with use of the data provided on this page.



Race Results



May 12, 2023, Race 7, HYDROFLOW NZ COUNTRY CHAMPIONSHIP FINAL (HCP PACE), Distance 3200m, Addington - Survey 3200m

Result	TAB no.	Horse (Barrier)	3200 to	3000m to	2800m to	2600m to	2400m to
13th	1	Santanna Mach (5)	3000m	2800m	2600m	2400m	2200m
		Position in running (margin)	-	3(7.3)	4(6.5)	4(6.6)	4(6.5)
		Sectional time (s)	17.27	14.43	14.00	14.91	15.87
		Cumulative time (s)	242.21	224.94	210.51	196.51	181.60
		Speed (m/s)	11.58	13.86	14.29	13.41	12.60
		Stride length (m)	5.54	6.24	6.52	6.41	6.08
		Stride duration (s)	0.448	0.450	0.456	0.478	0.483
		Stride efficiency (%)	47.93	60.81	66.42	64.30	57.83
		Stride count	36.11	32.06	30.68	31.18	32.88

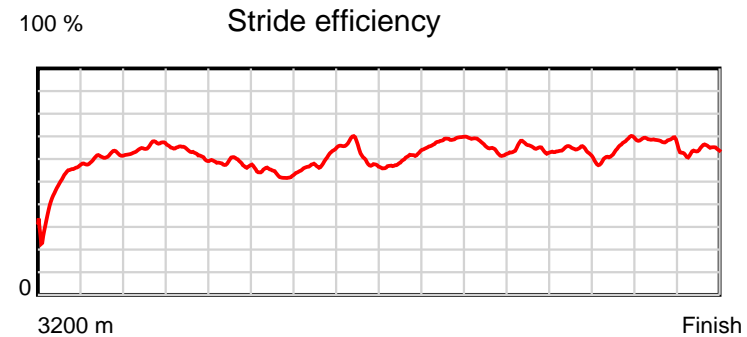
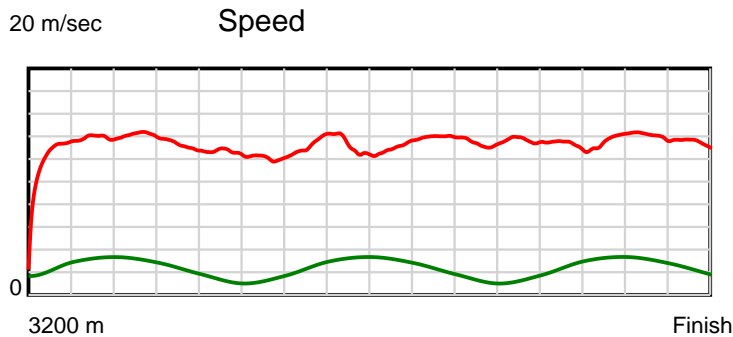
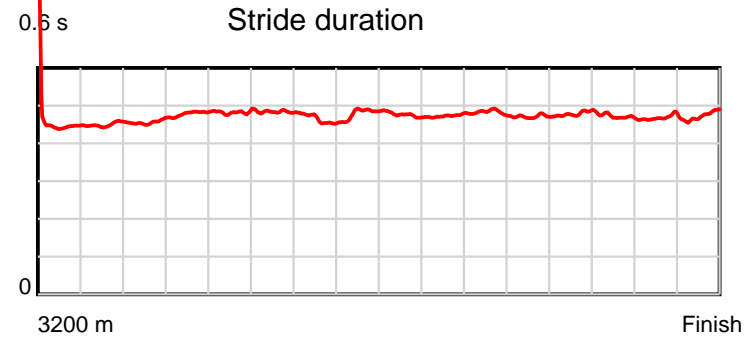
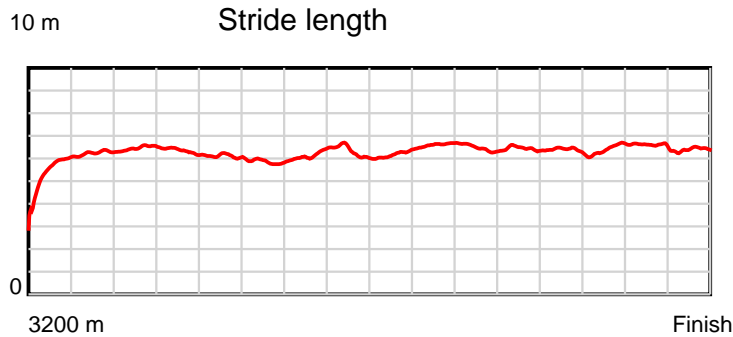
Disclaimer.

HRNZ and NZMTC and Thoroughbred Ratings Pty Ltd accepts no responsibility for the completeness or accuracy of any of the information contained herein, and makes no representations about its suitability for any particular purpose. Users should make their own judgements about those matters and/or seek independent advice. You assume all risks associated with use of the data provided on this page.

Race Results

May 12, 2023, Race 7, HYDROFLOW NZ COUNTRY CHAMPIONSHIP FINAL (HCP PACE), Distance 3200m, Addington - Survey 3200m

Result	TAB no.	Horse (Barrier)	2200m to	2000m to	1800m to	1600m to	1400m to	1200m to	1000m to	800m to	600m to	400m to	200m to	Total or	Margin
13th	1	Santanna Mach (5)	2000m	1800m	1600m	1400m	1200m	1000m	800m	600m	400m	200m	WP	Average	
		Position in running (margin)	5(5.3)	5(6.7)	7(7.4)	9(7.9)	11(8.2)	12(7.4)	12(7.4)	13(7.6)	16(11.7)	16(15.4)	15(15.3)		18.30
		Sectional time (s)	16.54	15.10	15.26	15.49	14.29	14.98	14.66	14.97	15.04	14.46	14.94		
		Cumulative time (s)	165.73	149.19	134.09	118.83	103.34	89.05	74.07	59.41	44.44	29.40	14.94	4:02.21	
		Speed (m/s)	12.09	13.25	13.11	12.91	14.00	13.35	13.64	13.36	13.30	13.83	13.39	13.21	
		Stride length (m)	5.85	6.16	6.29	6.15	6.62	6.44	6.43	6.40	6.27	6.48	6.36	6.25	
		Stride duration (s)	0.484	0.465	0.480	0.476	0.473	0.483	0.471	0.479	0.471	0.468	0.475	0.473	
		Stride efficiency (%)	53.43	59.33	61.80	59.06	68.54	64.87	64.57	63.99	61.43	65.57	63.12	61.10	
		Stride count	34.20	32.46	31.80	32.53	30.20	31.04	31.11	31.25	31.90	30.88	31.47	511.75	



Note: Horizontal distance axis grid lines are 200m furlongs.

Disclaimer.

HRNZ and NZMTC and Thoroughbred Ratings Pty Ltd accepts no responsibility for the completeness or accuracy of any of the information contained herein, and makes no representations about its suitability for any particular purpose. Users should make their own judgements about those matters and/or seek independent advice. You assume all risks associated with use of the data provided on this page.



Race Results



May 12, 2023, Race 7, HYDROFLOW NZ COUNTRY CHAMPIONSHIP FINAL (HCP PACE), Distance 3200m, Addington - Survey 3200m

Result	TAB no.	Horse (Barrier)	3200 to	3000m to	2800m to	2600m to	2400m to
14th	8	Artatac (15)	3000m	2800m	2600m	2400m	2200m
		Position in running (margin)	-	2(1.9)	1(0.0)	1(0.0)	1(0.0)
		Sectional time (s)	16.48	14.24	13.99	14.93	16.06
		Cumulative time (s)	242.96	226.48	212.24	198.25	183.32
		Speed (m/s)	12.14	14.04	14.30	13.40	12.45
		Stride length (m)	5.13	5.95	5.99	6.02	5.68
		Stride duration (s)	0.420	0.424	0.419	0.449	0.456
		Stride efficiency (%)	41.06	55.27	56.05	56.56	50.46
		Stride count	39.02	33.63	33.40	33.24	35.20

Disclaimer.

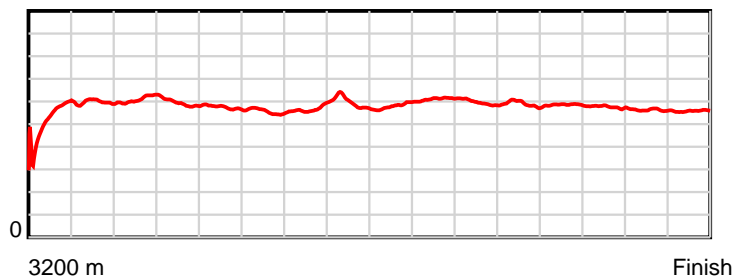
HRNZ and NZMTC and Thoroughbred Ratings Pty Ltd accepts no responsibility for the completeness or accuracy of any of the information contained herein, and makes no representations about its suitability for any particular purpose. Users should make their own judgements about those matters and/or seek independent advice. You assume all risks associated with use of the data provided on this page.

Race Results

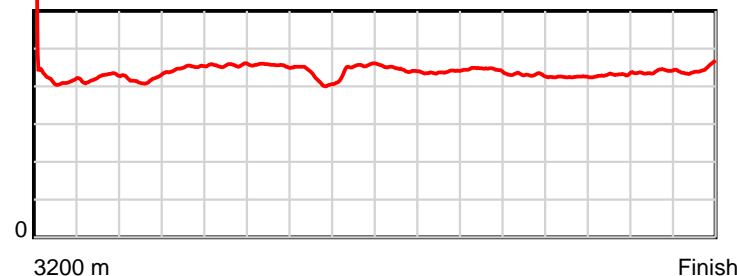
May 12, 2023, Race 7, HYDROFLOW NZ COUNTRY CHAMPIONSHIP FINAL (HCP PACE), Distance 3200m, Addington - Survey 3200m

Result	TAB no.	Horse (Barrier)	2200m to	2000m to	1800m to	1600m to	1400m to	1200m to	1000m to	800m to	600m to	400m to	200m to	Total or	Margin
14th	8	Artatac (15)	2000m	1800m	1600m	1400m	1200m	1000m	800m	600m	400m	200m	WP	Average	
		Position in running (margin)	1(0.0)	1(0.0)	1(0.0)	1(0.0)	1(0.0)	1(0.0)	1(0.0)	1(0.0)	3(1.6)	6(5.0)	12(12.6)		22.70
		Sectional time (s)	16.32	14.97	15.18	15.44	14.43	14.98	14.61	14.55	14.99	15.73	16.06		
		Cumulative time (s)	167.26	150.94	135.97	120.79	105.35	90.92	75.94	61.33	46.78	31.79	16.06	4:02.96	
		Speed (m/s)	12.25	13.36	13.18	12.95	13.86	13.35	13.69	13.75	13.34	12.71	12.45	13.17	
		Stride length (m)	5.58	5.71	5.92	5.77	6.07	5.94	5.89	5.84	5.75	5.58	5.57	5.76	
		Stride duration (s)	0.456	0.427	0.449	0.446	0.438	0.445	0.430	0.425	0.431	0.439	0.447	0.438	
		Stride efficiency (%)	48.73	50.88	54.80	52.10	57.64	55.19	54.20	53.33	51.58	48.74	48.39	51.93	
		Stride count	35.81	35.05	33.77	34.64	32.93	33.65	33.96	34.24	34.81	35.81	35.94	555.10	

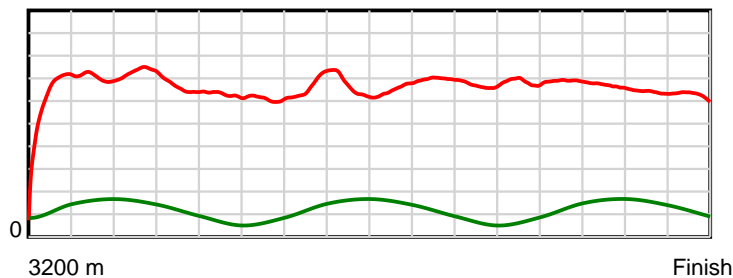
10 m Stride length



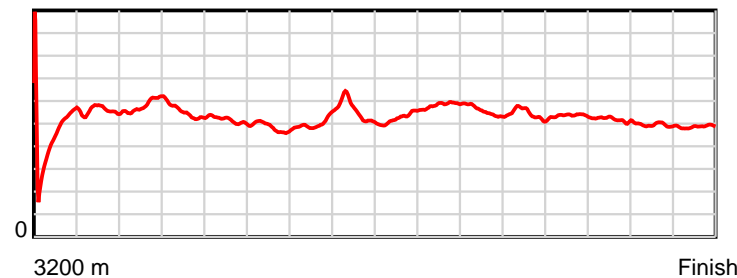
0.5 s Stride duration



20 m/sec Speed



100 % Stride efficiency



Note: Horizontal distance axis grid lines are 200m furlongs.

Disclaimer.

HRNZ and NZMTC and Thoroughbred Ratings Pty Ltd accepts no responsibility for the completeness or accuracy of any of the information contained herein, and makes no representations about its suitability for any particular purpose. Users should make their own judgements about those matters and/or seek independent advice. You assume all risks associated with use of the data provided on this page.



Race Results



May 12, 2023, Race 7, HYDROFLOW NZ COUNTRY CHAMPIONSHIP FINAL (HCP PACE), Distance 3200m, Addington - Survey 3200m

Result	TAB no.	Horse (Barrier)	3200 to	3000m to	2800m to	2600m to	2400m to
15th	2	Tom Martin (7)	3000m	2800m	2600m	2400m	2200m
		Position in running (margin)	-	4(9.2)	5(8.8)	6(10.3)	6(8.9)
		Sectional time (s)	17.63	14.49	14.26	14.68	15.90
		Cumulative time (s)	243.29	225.66	211.17	196.91	182.23
		Speed (m/s)	11.35	13.80	14.03	13.62	12.58
		Stride length (m)	5.24	6.20	6.31	6.35	6.07
		Stride duration (s)	0.451	0.449	0.450	0.466	0.482
		Stride efficiency (%)	42.90	60.10	62.30	63.03	57.57
		Stride count	38.17	32.25	31.68	31.49	32.95

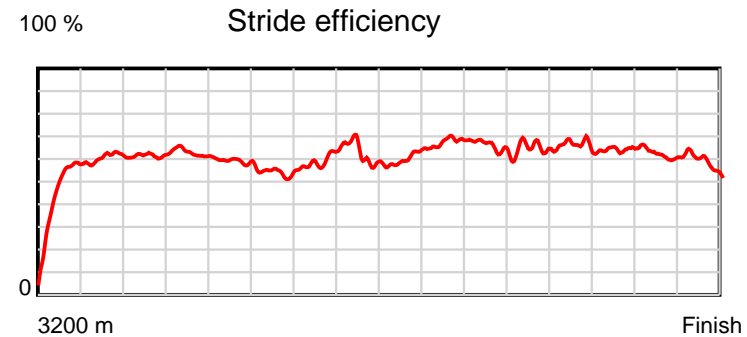
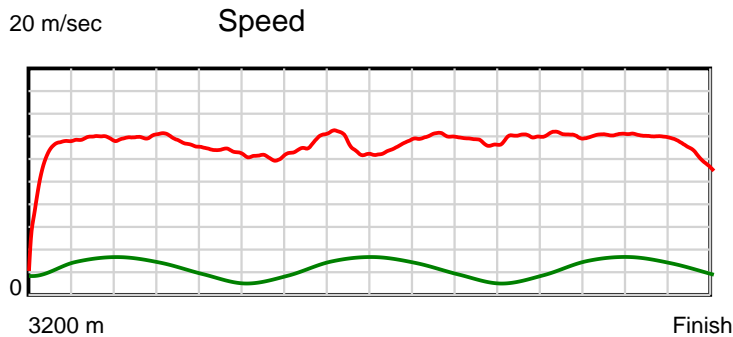
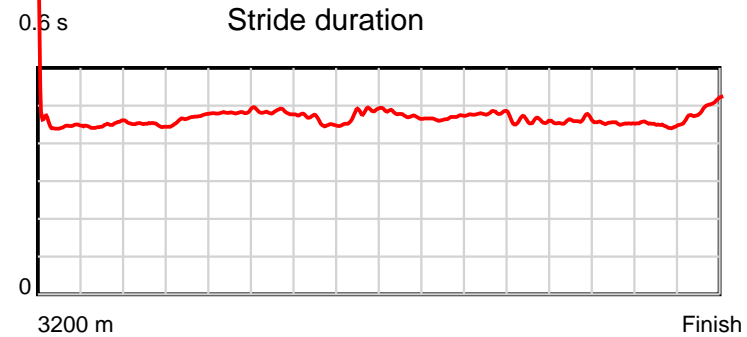
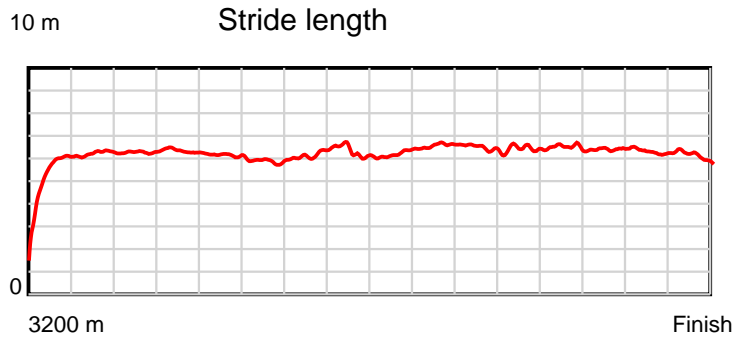
Disclaimer.

HRNZ and NZMTC and Thoroughbred Ratings Pty Ltd accepts no responsibility for the completeness or accuracy of any of the information contained herein, and makes no representations about its suitability for any particular purpose. Users should make their own judgements about those matters and/or seek independent advice. You assume all risks associated with use of the data provided on this page.

Race Results

May 12, 2023, Race 7, HYDROFLOW NZ COUNTRY CHAMPIONSHIP FINAL (HCP PACE), Distance 3200m, Addington - Survey 3200m

Result	TAB no.	Horse (Barrier)	2200m to	2000m to	1800m to	1600m to	1400m to	1200m to	1000m to	800m to	600m to	400m to	200m to	Total or	Margin
15th	2	Tom Martin (7)	2000m	1800m	1600m	1400m	1200m	1000m	800m	600m	400m	200m	WP	Average	
		Position in running (margin)	7(7.9)	7(8.3)	9(9.0)	12(9.6)	12(10.0)	13(8.8)	15(9.7)	15(9.6)	13(9.4)	12(9.8)	11(12.4)		24.60
		Sectional time (s)	16.39	15.09	15.28	15.50	14.24	15.11	14.61	14.24	14.50	14.91	16.46		
		Cumulative time (s)	166.33	149.94	134.85	119.57	104.07	89.83	74.72	60.11	45.87	31.37	16.46	4:03.29	
		Speed (m/s)	12.20	13.25	13.09	12.90	14.04	13.24	13.69	14.04	13.79	13.41	12.15	13.15	
		Stride length (m)	5.90	6.11	6.25	6.15	6.56	6.35	6.28	6.46	6.25	6.02	6.05	6.14	
		Stride duration (s)	0.483	0.461	0.477	0.476	0.467	0.480	0.458	0.460	0.453	0.449	0.498	0.467	
		Stride efficiency (%)	54.38	58.39	60.99	59.01	67.22	63.08	61.55	65.31	60.99	56.72	57.15	59.00	
		Stride count	33.90	32.72	32.01	32.55	30.49	31.48	31.87	30.94	32.01	33.20	33.07	520.78	



Note: Horizontal distance axis grid lines are 200m furlongs.

Disclaimer.

HRNZ and NZMTC and Thoroughbred Ratings Pty Ltd accepts no responsibility for the completeness or accuracy of any of the information contained herein, and makes no representations about its suitability for any particular purpose. Users should make their own judgements about those matters and/or seek independent advice. You assume all risks associated with use of the data provided on this page.



Race Results



May 12, 2023, Race 7, HYDROFLOW NZ COUNTRY CHAMPIONSHIP FINAL (HCP PACE), Distance 3200m, Addington - Survey 3200m

Result	TAB no.	Horse (Barrier)	3200 to	3000m to	2800m to	2600m to	2400m to
16th	6	Jimmy Arma (12)	3000m	2800m	2600m	2400m	2200m
		Position in running (margin)	-	1(0.0)	3(4.4)	2(2.6)	2(2.7)
		Sectional time (s)	15.90	15.28	13.70	14.94	15.73
		Cumulative time (s)	255.08	239.18	223.90	210.20	195.26
		Speed (m/s)	12.58	13.09	14.60	13.39	12.71
		Stride length (m)	5.69	6.27	6.76	6.58	6.36
		Stride duration (s)	0.461	0.479	0.463	0.491	0.500
		Stride efficiency (%)	50.54	61.39	71.40	67.57	63.13
		Stride count	35.17	31.91	29.59	30.42	31.46

Disclaimer.

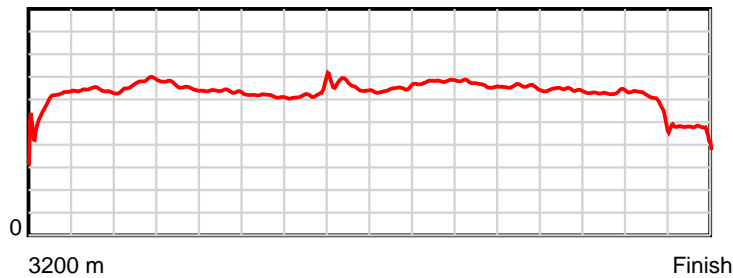
HRNZ and NZMTC and Thoroughbred Ratings Pty Ltd accepts no responsibility for the completeness or accuracy of any of the information contained herein, and makes no representations about its suitability for any particular purpose. Users should make their own judgements about those matters and/or seek independent advice. You assume all risks associated with use of the data provided on this page.

Race Results

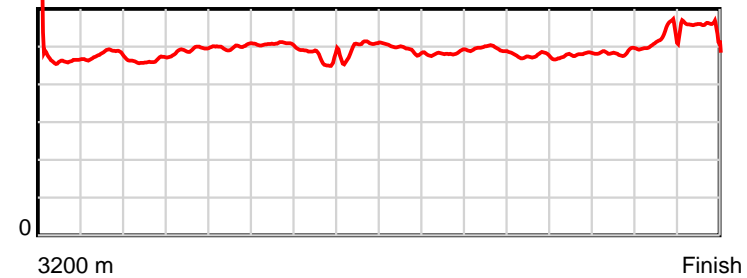
May 12, 2023, Race 7, HYDROFLOW NZ COUNTRY CHAMPIONSHIP FINAL (HCP PACE), Distance 3200m, Addington - Survey 3200m

Result	TAB no.	Horse (Barrier)	2200m to	2000m to	1800m to	1600m to	1400m to	1200m to	1000m to	800m to	600m to	400m to	200m to	Total or	Margin
16th	6	Jimmy Arma (12)	2000m	1800m	1600m	1400m	1200m	1000m	800m	600m	400m	200m	WP	Average	
		Position in running (margin)	2(0.7)	2(2.1)	3(2.6)	4(4.9)	5(5.1)	6(4.3)	6(3.9)	7(3.7)	11(7.8)	15(15.2)	16(40.8)		94.00
		Sectional time (s)	16.55	15.06	15.57	15.46	14.30	14.92	14.57	14.97	15.66	18.74	23.73		
		Cumulative time (s)	179.53	162.98	147.92	132.35	116.89	102.59	87.67	73.10	58.13	42.47	23.73	4:15.08	
		Speed (m/s)	12.08	13.28	12.85	12.94	13.99	13.40	13.73	13.36	12.77	10.67	8.43	12.55	
		Stride length (m)	6.13	6.30	6.38	6.39	6.75	6.62	6.52	6.38	6.20	5.57	4.42	6.14	
		Stride duration (s)	0.507	0.475	0.497	0.494	0.483	0.494	0.475	0.478	0.485	0.521	0.525	0.490	
		Stride efficiency (%)	58.62	62.11	63.62	63.72	71.30	68.56	66.44	63.69	60.01	48.41	30.57	59.00	
		Stride count	32.65	31.72	31.34	31.32	29.61	30.19	30.67	31.33	32.27	35.93	45.22	520.80	

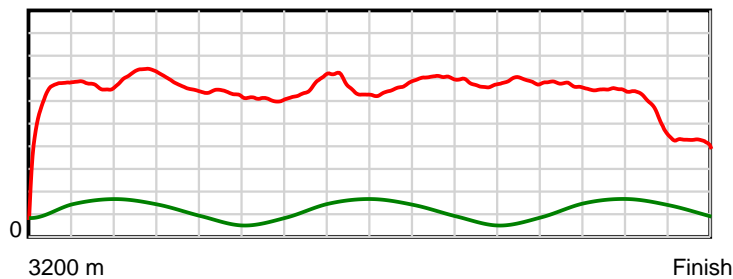
10 m Stride length



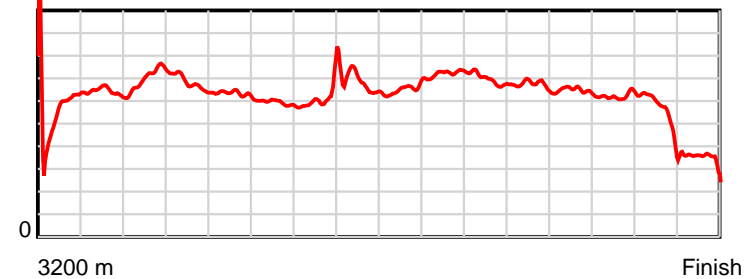
0.5 s Stride duration



20 m/sec Speed



100 % Stride efficiency



Note: Horizontal distance axis grid lines are 200m furlongs.

Disclaimer.

HRNZ and NZMTC and Thoroughbred Ratings Pty Ltd accepts no responsibility for the completeness or accuracy of any of the information contained herein, and makes no representations about its suitability for any particular purpose. Users should make their own judgements about those matters and/or seek independent advice. You assume all risks associated with use of the data provided on this page.