



Race Results

NZ Metropolitan Trotting Club Inc, HRNZ, June 09, 2023

Compilation date: June 9, 2023, 5:25:24 PM (NZST)

Copyright © 2023 HRNZ and NZMTC. All rights reserved.

Trademarks.

StrideMASTER is a registered trademark of Thoroughbred Ratings Pty Ltd.

Disclaimer.

HRNZ and NZMTC and Thoroughbred Ratings Pty Ltd accepts no responsibility for the completeness or accuracy of any of the information contained herein, and makes no representations about its suitability for any particular purpose. Users should make their own judgements about those matters and/or seek independent advice. You assume all risks associated with use of the data provided on this page.



Race Results



June 09, 2023, Race 1, IRT. YOUR HORSE. OUR PASSION. TROT, Distance 2600m, Addington - Survey 3200m

Result	TAB no.	Horse (Barrier)	2600 to	2400m to
1st	3	Sandfly Bay (7)	2400m	2200m
		Position in running (margin)	-	9(9.3)
		Sectional time (s)	18.73	16.03
		Cumulative time (s)	202.14	183.41
		Speed (m/s)	10.68	12.48
		Stride length (m)	4.88	5.76
		Stride duration (s)	0.454	0.462
		Stride efficiency (%)	37.24	51.91
		Stride count	40.97	34.70

Disclaimer.

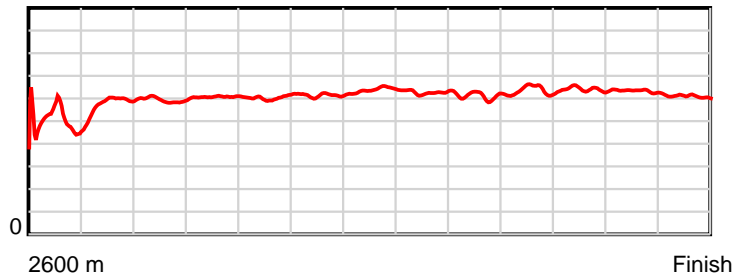
HRNZ and NZMTC and Thoroughbred Ratings Pty Ltd accepts no responsibility for the completeness or accuracy of any of the information contained herein, and makes no representations about its suitability for any particular purpose. Users should make their own judgements about those matters and/or seek independent advice. You assume all risks associated with use of the data provided on this page.

Race Results

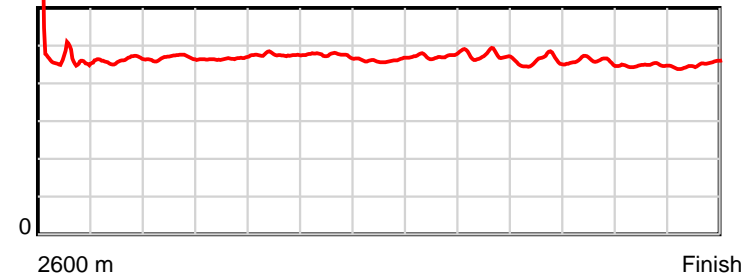
June 09, 2023, Race 1, IRT. YOUR HORSE. OUR PASSION. TROT, Distance 2600m, Addington - Survey 3200m

Result	TAB no.	Horse (Barrier)	2200m to	2000m to	1800m to	1600m to	1400m to	1200m to	1000m to	800m to	600m to	400m to	200m to	Total or	Margin
1st	3	Sandfly Bay (7)	2000m	1800m	1600m	1400m	1200m	1000m	800m	600m	400m	200m	WP	Average	
		Position in running (margin)	9(17.0)	9(17.3)	8(12.4)	9(10.1)	10(9.9)	9(11.8)	8(10.0)	8(10.5)	7(8.3)	6(6.7)	3(3.4)		0.00
		Sectional time (s)	16.10	15.45	15.95	15.41	14.47	15.48	15.89	14.57	14.71	14.36	14.99		
		Cumulative time (s)	167.38	151.28	135.83	119.88	104.47	90.00	74.52	58.63	44.06	29.35	14.99	3:22.14	
		Speed (m/s)	12.42	12.94	12.54	12.98	13.82	12.92	12.59	13.73	13.60	13.93	13.34	12.86	
		Stride length (m)	5.81	6.03	5.96	6.17	6.37	6.12	5.96	6.29	6.25	6.23	6.02	5.96	
		Stride duration (s)	0.468	0.466	0.475	0.475	0.461	0.473	0.474	0.458	0.460	0.447	0.451	0.464	
		Stride efficiency (%)	52.82	56.78	55.52	59.41	63.40	58.44	55.57	61.79	61.09	60.60	56.58	55.56	
		Stride count	34.40	33.18	33.55	32.44	31.40	32.70	33.54	31.80	31.99	32.12	33.24	436.03	

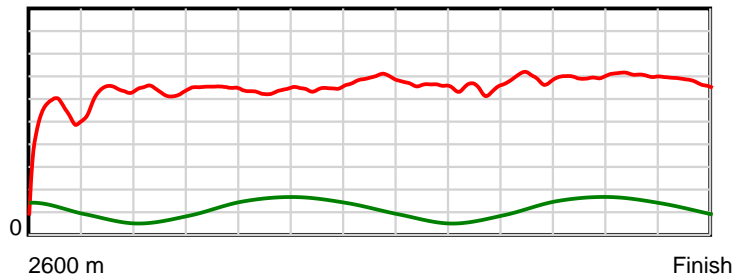
10 m Stride length



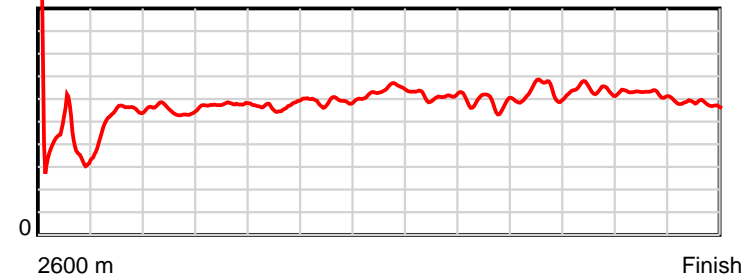
0.5 s Stride duration



20 m/sec Speed



100 % Stride efficiency



Note: Horizontal distance axis grid lines are 200m furlongs.

Disclaimer.

HRNZ and NZMTC and Thoroughbred Ratings Pty Ltd accepts no responsibility for the completeness or accuracy of any of the information contained herein, and makes no representations about its suitability for any particular purpose. Users should make their own judgements about those matters and/or seek independent advice. You assume all risks associated with use of the data provided on this page.



Race Results



June 09, 2023, Race 1, IRT. YOUR HORSE. OUR PASSION. TROT, Distance 2600m, Addington - Survey 3200m

Result	TAB no.	Horse (Barrier)	2600 to	2400m to
2nd	10	Murano (1)	2400m	2200m
		Position in running (margin)	-	6(6.9)
		Sectional time (s)	18.44	15.74
		Cumulative time (s)	202.22	183.78
		Speed (m/s)	10.85	12.71
		Stride length (m)	5.43	5.65
		Stride duration (s)	0.445	0.445
		Stride efficiency (%)	46.02	49.88
		Stride count	36.85	35.40

Disclaimer.

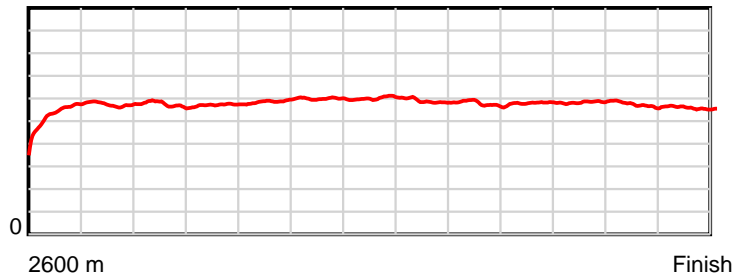
HRNZ and NZMTC and Thoroughbred Ratings Pty Ltd accepts no responsibility for the completeness or accuracy of any of the information contained herein, and makes no representations about its suitability for any particular purpose. Users should make their own judgements about those matters and/or seek independent advice. You assume all risks associated with use of the data provided on this page.

Race Results

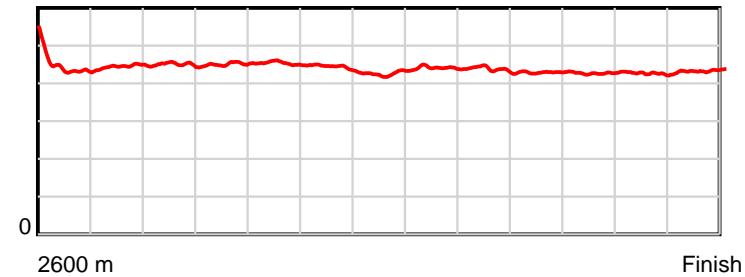
June 09, 2023, Race 1, IRT. YOUR HORSE. OUR PASSION. TROT, Distance 2600m, Addington - Survey 3200m

Result	TAB no.	Horse (Barrier)	2200m to	2000m to	1800m to	1600m to	1400m to	1200m to	1000m to	800m to	600m to	400m to	200m to	Total or	Margin
2nd	10	Murano (1)	2000m	1800m	1600m	1400m	1200m	1000m	800m	600m	400m	200m	WP	Average	
		Position in running (margin)	6(12.8)	6(13.7)	7(10.8)	6(7.7)	5(4.1)	4(4.6)	2(1.5)	2(0.6)	2(0.0)	1(0.0)	1(0.0)		0.50
		Sectional time (s)	16.21	15.77	15.81	14.85	14.23	15.29	15.65	14.84	14.98	14.90	15.51		
		Cumulative time (s)	168.04	151.83	136.06	120.25	105.40	91.17	75.88	60.23	45.39	30.41	15.51	3:22.22	
		Speed (m/s)	12.34	12.68	12.65	13.47	14.05	13.08	12.78	13.48	13.35	13.42	12.89	12.86	
		Stride length (m)	5.55	5.72	5.73	5.98	5.99	5.77	5.58	5.79	5.70	5.72	5.59	5.70	
		Stride duration (s)	0.450	0.451	0.453	0.444	0.427	0.441	0.437	0.429	0.427	0.426	0.434	0.444	
		Stride efficiency (%)	48.09	51.13	51.25	55.79	56.15	52.03	48.74	52.34	50.85	51.06	48.88	50.84	
		Stride count	36.05	34.96	34.92	33.47	33.36	34.66	35.81	34.56	35.06	34.99	35.76	455.85	

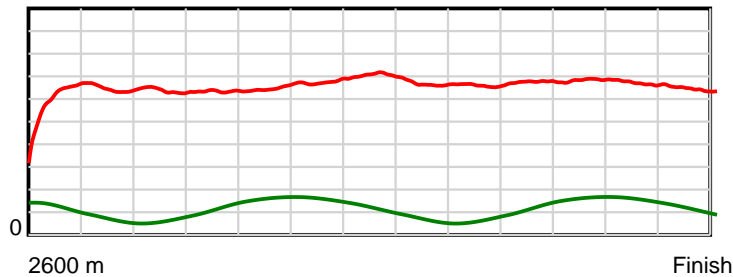
10 m Stride length



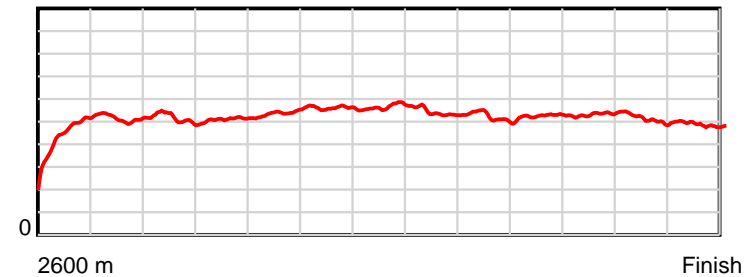
0.6 s Stride duration



20 m/sec Speed



100 % Stride efficiency



Note: Horizontal distance axis grid lines are 200m furlongs.

Disclaimer.

HRNZ and NZMTC and Thoroughbred Ratings Pty Ltd accepts no responsibility for the completeness or accuracy of any of the information contained herein, and makes no representations about its suitability for any particular purpose. Users should make their own judgements about those matters and/or seek independent advice. You assume all risks associated with use of the data provided on this page.



Race Results



June 09, 2023, Race 1, IRT. YOUR HORSE. OUR PASSION. TROT, Distance 2600m, Addington - Survey 3200m

Result	TAB no.	Horse (Barrier)	2600 to	2400m to
3rd	1	Sinner Cool (5)	2400m	2200m
		Position in running (margin)	-	1(0.0)
		Sectional time (s)	17.38	14.96
		Cumulative time (s)	202.24	184.86
		Speed (m/s)	11.51	13.37
		Stride length (m)	5.01	5.65
		Stride duration (s)	0.433	0.422
		Stride efficiency (%)	39.17	49.81
		Stride count	39.95	35.43

Disclaimer.

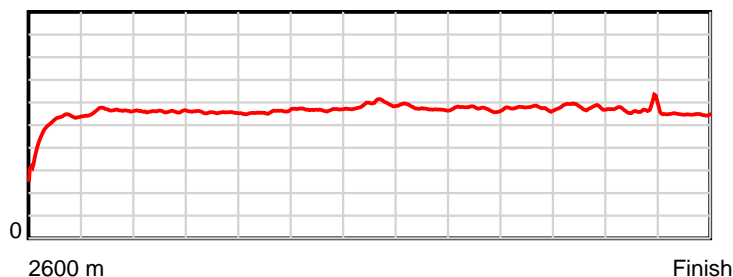
HRNZ and NZMTC and Thoroughbred Ratings Pty Ltd accepts no responsibility for the completeness or accuracy of any of the information contained herein, and makes no representations about its suitability for any particular purpose. Users should make their own judgements about those matters and/or seek independent advice. You assume all risks associated with use of the data provided on this page.

Race Results

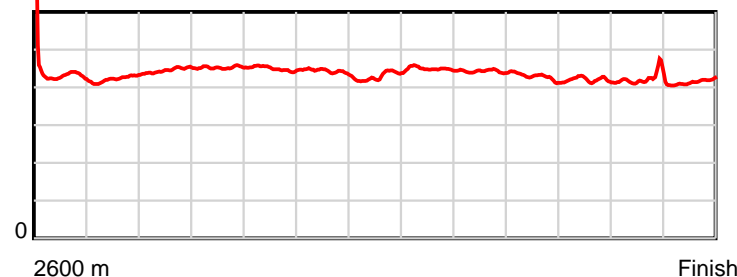
June 09, 2023, Race 1, IRT. YOUR HORSE. OUR PASSION. TROT, Distance 2600m, Addington - Survey 3200m

Result	TAB no.	Horse (Barrier)	2200m to	2000m to	1800m to	1600m to	1400m to	1200m to	1000m to	800m to	600m to	400m to	200m to	Total or	Margin
3rd	1	Sinner Cool (5)	2000m	1800m	1600m	1400m	1200m	1000m	800m	600m	400m	200m	WP	Average	
		Position in running (margin)	2(1.2)	2(2.5)	2(2.3)	2(2.0)	3(1.6)	3(4.2)	5(4.3)	5(3.9)	4(3.5)	3(2.3)	2(2.1)		0.60
		Sectional time (s)	16.27	16.24	16.27	15.39	14.57	15.82	15.74	14.87	14.78	14.88	15.07		
		Cumulative time (s)	169.90	153.63	137.39	121.12	105.73	91.16	75.34	59.60	44.73	29.95	15.07	3:22.24	
		Speed (m/s)	12.29	12.32	12.29	13.00	13.73	12.64	12.71	13.45	13.53	13.44	13.27	12.86	
		Stride length (m)	5.48	5.57	5.52	5.75	5.89	5.68	5.63	5.75	5.68	5.64	5.50	5.59	
		Stride duration (s)	0.445	0.452	0.449	0.443	0.429	0.450	0.443	0.427	0.420	0.419	0.415	0.435	
		Stride efficiency (%)	46.86	48.49	47.68	51.71	54.24	50.47	49.45	51.59	50.43	49.67	47.32	48.79	
		Stride count	36.52	35.90	36.21	34.77	33.95	35.19	35.55	34.81	35.21	35.47	36.34	465.30	

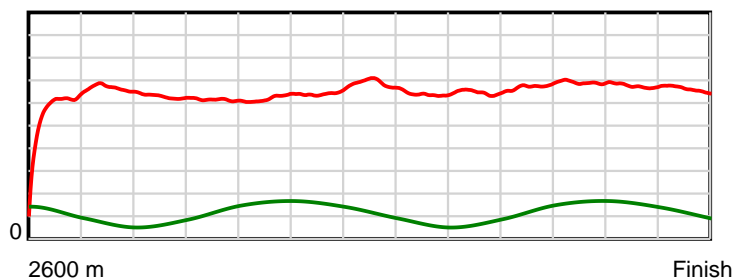
10 m Stride length



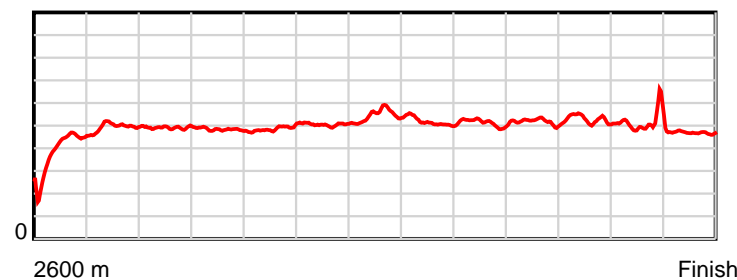
0.6 s Stride duration



20 m/sec Speed



100 % Stride efficiency



Note: Horizontal distance axis grid lines are 200m furlongs.

Disclaimer.

HRNZ and NZMTC and Thoroughbred Ratings Pty Ltd accepts no responsibility for the completeness or accuracy of any of the information contained herein, and makes no representations about its suitability for any particular purpose. Users should make their own judgements about those matters and/or seek independent advice. You assume all risks associated with use of the data provided on this page.



Race Results



June 09, 2023, Race 1, IRT. YOUR HORSE. OUR PASSION. TROT, Distance 2600m, Addington - Survey 3200m

Result	TAB no.	Horse (Barrier)	2600 to	2400m to
4th	6	Rachmaninov (10)	2400m	2200m
		Position in running (margin)	-	3(2.1)
		Sectional time (s)	17.61	15.06
		Cumulative time (s)	202.95	185.34
		Speed (m/s)	11.36	13.28
		Stride length (m)	5.63	6.26
		Stride duration (s)	0.491	0.471
		Stride efficiency (%)	49.49	61.21
		Stride count	35.54	31.96

Disclaimer.

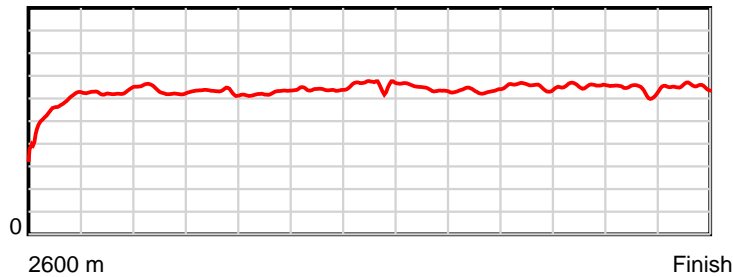
HRNZ and NZMTC and Thoroughbred Ratings Pty Ltd accepts no responsibility for the completeness or accuracy of any of the information contained herein, and makes no representations about its suitability for any particular purpose. Users should make their own judgements about those matters and/or seek independent advice. You assume all risks associated with use of the data provided on this page.

Race Results

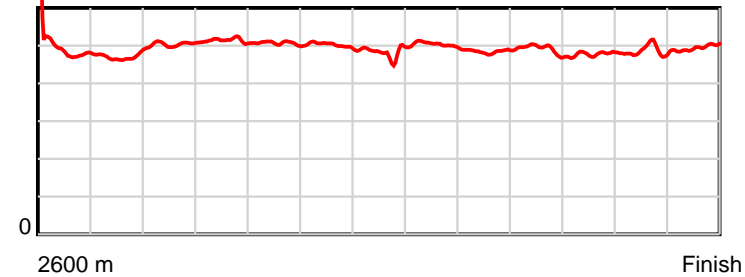
June 09, 2023, Race 1, IRT. YOUR HORSE. OUR PASSION. TROT, Distance 2600m, Addington - Survey 3200m

Result	TAB no.	Horse (Barrier)	2200m to	2000m to	1800m to	1600m to	1400m to	1200m to	1000m to	800m to	600m to	400m to	200m to	Total or	Margin
4th	6	Rachmaninov (10)	2000m	1800m	1600m	1400m	1200m	1000m	800m	600m	400m	200m	WP	Average	
		Position in running (margin)	3(4.0)	3(4.8)	3(4.5)	3(3.9)	4(3.4)	5(5.9)	6(6.0)	6(6.0)	5(6.6)	5(5.3)	5(5.9)		4.50
		Sectional time (s)	16.19	16.22	16.23	15.36	14.57	15.82	15.80	15.03	14.77	15.00	15.29		
		Cumulative time (s)	170.28	154.09	137.87	121.64	106.28	91.71	75.89	60.09	45.06	30.29	15.29	3:22.95	
		Speed (m/s)	12.35	12.33	12.32	13.02	13.73	12.64	12.66	13.31	13.54	13.33	13.08	12.81	
		Stride length (m)	6.23	6.33	6.24	6.53	6.60	6.36	6.13	6.52	6.48	6.49	6.48	6.32	
		Stride duration (s)	0.504	0.514	0.506	0.501	0.481	0.503	0.485	0.490	0.478	0.487	0.495	0.493	
		Stride efficiency (%)	60.59	62.65	60.81	66.62	68.17	63.27	58.76	66.45	65.52	65.85	65.63	62.40	
		Stride count	32.12	31.59	32.06	30.63	30.28	31.43	32.62	30.67	30.89	30.81	30.86	411.46	

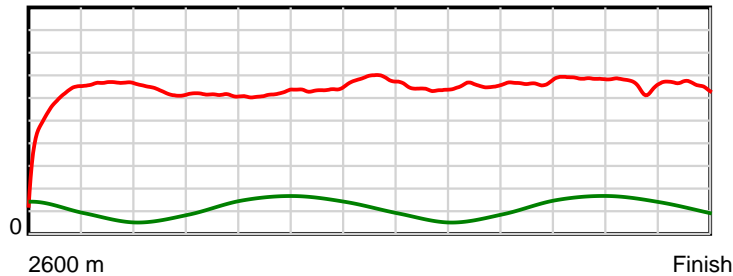
10 m Stride length



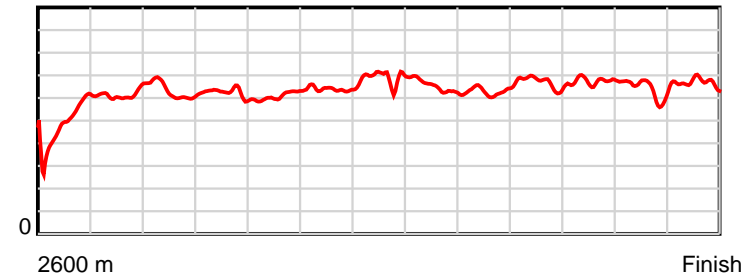
0.6 s Stride duration



20 m/sec Speed



100 % Stride efficiency



Note: Horizontal distance axis grid lines are 200m furlongs.

Disclaimer.

HRNZ and NZMTC and Thoroughbred Ratings Pty Ltd accepts no responsibility for the completeness or accuracy of any of the information contained herein, and makes no representations about its suitability for any particular purpose. Users should make their own judgements about those matters and/or seek independent advice. You assume all risks associated with use of the data provided on this page.



Race Results



June 09, 2023, Race 1, IRT. YOUR HORSE. OUR PASSION. TROT, Distance 2600m, Addington - Survey 3200m

Result	TAB no.	Horse (Barrier)	2600 to	2400m to
5th	9	Kahntdoitalone (3)	2400m	2200m
		Position in running (margin)	-	2(0.1)
		Sectional time (s)	17.33	14.73
		Cumulative time (s)	202.96	185.63
		Speed (m/s)	11.54	13.58
		Stride length (m)	5.76	6.23
		Stride duration (s)	0.468	0.459
		Stride efficiency (%)	51.92	60.70
		Stride count	34.70	32.09

Disclaimer.

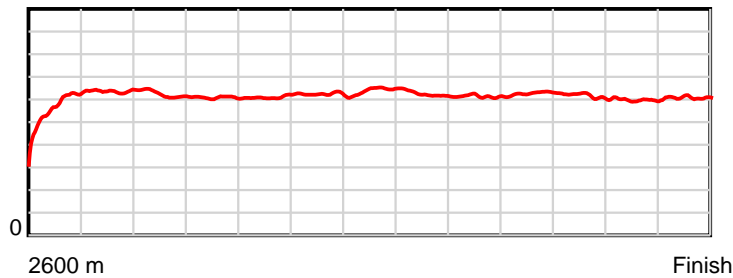
HRNZ and NZMTC and Thoroughbred Ratings Pty Ltd accepts no responsibility for the completeness or accuracy of any of the information contained herein, and makes no representations about its suitability for any particular purpose. Users should make their own judgements about those matters and/or seek independent advice. You assume all risks associated with use of the data provided on this page.

Race Results

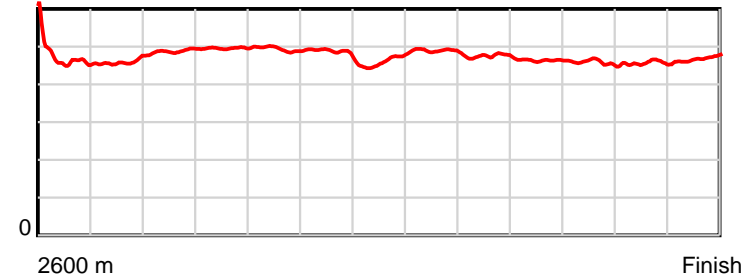
June 09, 2023, Race 1, IRT. YOUR HORSE. OUR PASSION. TROT, Distance 2600m, Addington - Survey 3200m

Result	TAB no.	Horse (Barrier)	2200m to	2000m to	1800m to	1600m to	1400m to	1200m to	1000m to	800m to	600m to	400m to	200m to	Total or	Margin
5th	9	Kahntdoitalone (3)	2000m	1800m	1600m	1400m	1200m	1000m	800m	600m	400m	200m	WP	Average	
		Position in running (margin)	1(0.0)	1(0.0)	1(0.0)	1(0.0)	1(0.0)	2(2.4)	3(2.8)	3(2.4)	3(2.0)	4(2.8)	4(4.1)		4.60
		Sectional time (s)	16.05	16.26	16.33	15.45	14.55	15.86	15.74	14.87	15.11	15.12	15.56		
		Cumulative time (s)	170.90	154.85	138.59	122.26	106.81	92.26	76.40	60.66	45.79	30.68	15.56	3:22.96	
		Speed (m/s)	12.46	12.30	12.25	12.94	13.75	12.61	12.71	13.45	13.24	13.23	12.85	12.81	
		Stride length (m)	6.08	6.10	6.04	6.29	6.34	6.17	6.03	6.23	6.06	6.03	6.02	6.10	
		Stride duration (s)	0.488	0.496	0.493	0.486	0.461	0.489	0.474	0.464	0.458	0.456	0.469	0.476	
		Stride efficiency (%)	57.79	58.11	57.06	61.86	62.81	59.54	56.80	60.73	57.36	56.89	56.65	58.22	
		Stride count	32.89	32.80	33.10	31.79	31.55	32.40	33.17	32.08	33.01	33.15	33.22	425.95	

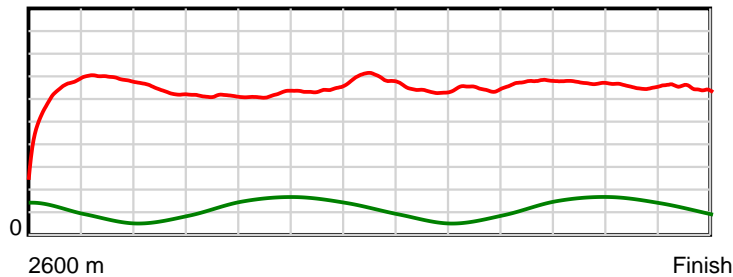
10 m Stride length



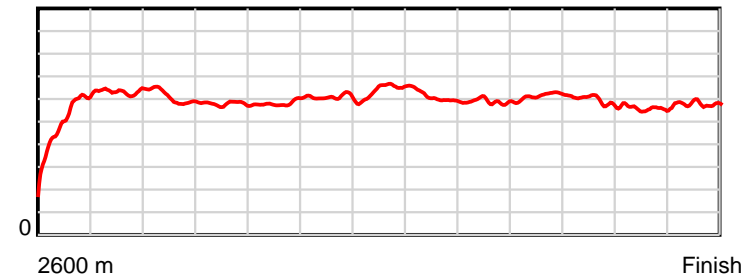
0.6 s Stride duration



20 m/sec Speed



100 % Stride efficiency



Note: Horizontal distance axis grid lines are 200m furlongs.

Disclaimer.

HRNZ and NZMTC and Thoroughbred Ratings Pty Ltd accepts no responsibility for the completeness or accuracy of any of the information contained herein, and makes no representations about its suitability for any particular purpose. Users should make their own judgements about those matters and/or seek independent advice. You assume all risks associated with use of the data provided on this page.



Race Results



June 09, 2023, Race 1, IRT. YOUR HORSE. OUR PASSION. TROT, Distance 2600m, Addington - Survey 3200m

Result	TAB no.	Horse (Barrier)	2600 to	2400m to
6th	8	Tom Brady (4)	2400m	2200m
		Position in running (margin)	-	8(8.9)
		Sectional time (s)	18.72	15.84
		Cumulative time (s)	204.22	185.50
		Speed (m/s)	10.68	12.63
		Stride length (m)	5.85	6.24
		Stride duration (s)	0.494	0.494
		Stride efficiency (%)	53.49	60.79
		Stride count	34.18	32.07

Disclaimer.

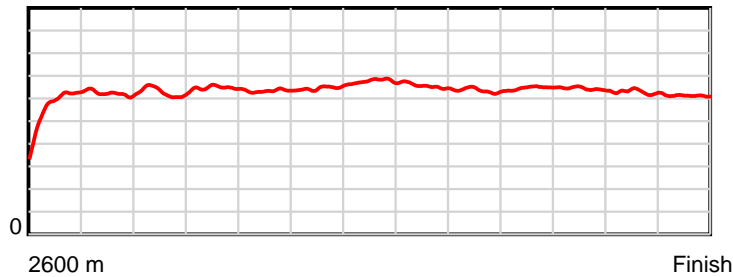
HRNZ and NZMTC and Thoroughbred Ratings Pty Ltd accepts no responsibility for the completeness or accuracy of any of the information contained herein, and makes no representations about its suitability for any particular purpose. Users should make their own judgements about those matters and/or seek independent advice. You assume all risks associated with use of the data provided on this page.

Race Results

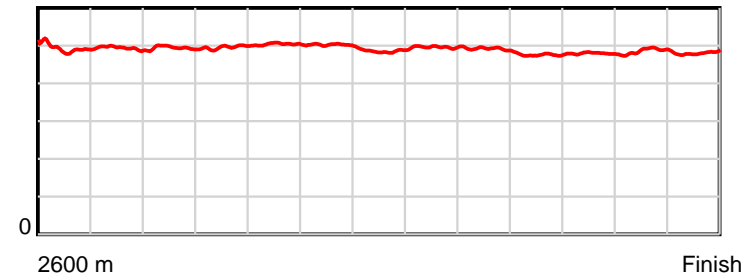
June 09, 2023, Race 1, IRT. YOUR HORSE. OUR PASSION. TROT, Distance 2600m, Addington - Survey 3200m

Result	TAB no.	Horse (Barrier)	2200m to	2000m to	1800m to	1600m to	1400m to	1200m to	1000m to	800m to	600m to	400m to	200m to	Total or	Margin
6th	8	Tom Brady (4)	2000m	1800m	1600m	1400m	1200m	1000m	800m	600m	400m	200m	WP	Average	
		Position in running (margin)	8(15.4)	8(15.7)	6(10.5)	7(9.3)	8(8.1)	8(10.1)	7(8.8)	7(9.0)	6(7.9)	7(8.1)	6(9.8)		11.60
		Sectional time (s)	16.10	15.39	16.13	15.26	14.49	15.58	15.83	14.76	15.02	15.18	15.92		
		Cumulative time (s)	169.66	153.56	138.17	122.04	106.78	92.29	76.71	60.88	46.12	31.10	15.92	3:24.22	
		Speed (m/s)	12.42	13.00	12.40	13.11	13.80	12.84	12.63	13.55	13.32	13.18	12.56	12.73	
		Stride length (m)	6.13	6.45	6.24	6.59	6.70	6.37	6.20	6.44	6.38	6.41	6.04	6.30	
		Stride duration (s)	0.493	0.496	0.503	0.503	0.486	0.496	0.491	0.475	0.479	0.486	0.480	0.495	
		Stride efficiency (%)	58.66	64.94	60.88	67.80	70.19	63.46	60.13	64.87	63.62	64.14	56.95	62.08	
		Stride count	32.64	31.02	32.04	30.36	29.84	31.38	32.24	31.04	31.34	31.22	33.13	412.50	

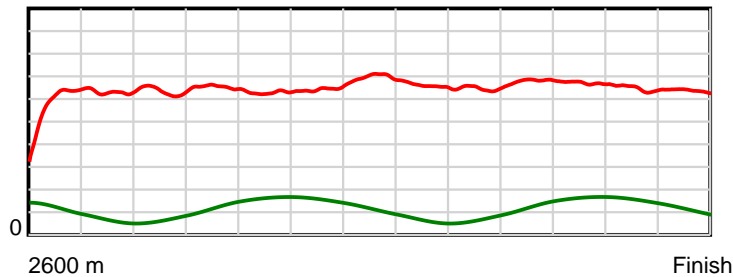
10 m Stride length



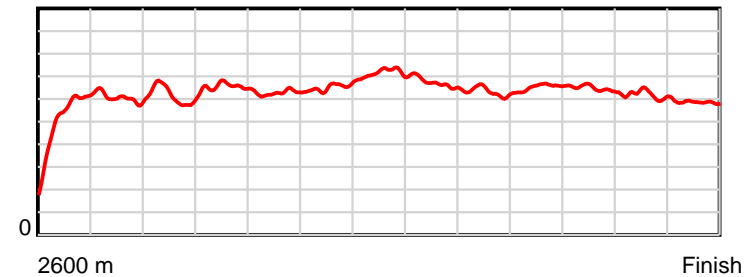
0.6 s Stride duration



20 m/sec Speed



100 % Stride efficiency



Note: Horizontal distance axis grid lines are 200m furlongs.

Disclaimer.

HRNZ and NZMTC and Thoroughbred Ratings Pty Ltd accepts no responsibility for the completeness or accuracy of any of the information contained herein, and makes no representations about its suitability for any particular purpose. Users should make their own judgements about those matters and/or seek independent advice. You assume all risks associated with use of the data provided on this page.



Race Results



June 09, 2023, Race 1, IRT. YOUR HORSE. OUR PASSION. TROT, Distance 2600m, Addington - Survey 3200m

Result	TAB no.	Horse (Barrier)	2600 to	2400m to
7th	11	Vincenzo (0)	2400m	2200m
		Position in running (margin)	-	7(8.4)
		Sectional time (s)	18.79	15.76
		Cumulative time (s)	206.61	187.82
		Speed (m/s)	10.64	12.69
		Stride length (m)	5.68	6.04
		Stride duration (s)	0.475	0.476
		Stride efficiency (%)	50.50	57.01
		Stride count	35.18	33.11

Disclaimer.

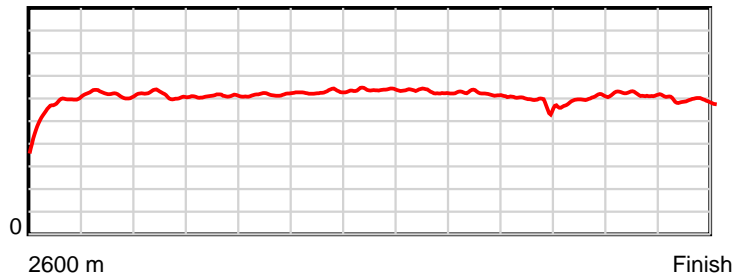
HRNZ and NZMTC and Thoroughbred Ratings Pty Ltd accepts no responsibility for the completeness or accuracy of any of the information contained herein, and makes no representations about its suitability for any particular purpose. Users should make their own judgements about those matters and/or seek independent advice. You assume all risks associated with use of the data provided on this page.

Race Results

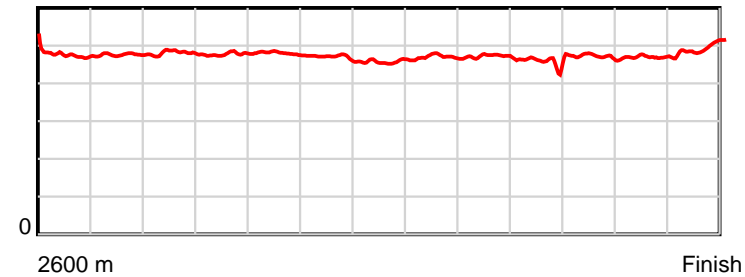
June 09, 2023, Race 1, IRT. YOUR HORSE. OUR PASSION. TROT, Distance 2600m, Addington - Survey 3200m

Result	TAB no.	Horse (Barrier)	2200m to	2000m to	1800m to	1600m to	1400m to	1200m to	1000m to	800m to	600m to	400m to	200m to	Total or	Margin
7th	11	Vincenzo (0)	2000m	1800m	1600m	1400m	1200m	1000m	800m	600m	400m	200m	WP	Average	
		Position in running (margin)	7(14.4)	7(15.3)	9(12.6)	8(10.0)	7(6.5)	7(7.8)	4(4.0)	4(3.2)	8(8.5)	8(14.9)	8(17.2)		24.80
		Sectional time (s)	16.20	15.83	15.89	14.86	14.37	15.15	15.67	15.83	16.06	15.27	16.93		
		Cumulative time (s)	172.06	155.86	140.03	124.14	109.28	94.91	79.76	64.09	48.26	32.20	16.93	3:26.61	
		Speed (m/s)	12.35	12.63	12.59	13.46	13.92	13.20	12.76	12.63	12.45	13.10	11.81	12.58	
		Stride length (m)	5.94	6.03	6.04	6.32	6.37	6.20	6.02	5.81	5.86	6.14	5.88	6.02	
		Stride duration (s)	0.481	0.477	0.480	0.470	0.458	0.470	0.471	0.460	0.471	0.469	0.498	0.478	
		Stride efficiency (%)	55.08	56.77	56.96	62.42	63.40	60.05	56.56	52.73	53.67	58.98	54.00	56.61	
		Stride count	33.69	33.18	33.13	31.65	31.40	32.26	33.24	34.43	34.13	32.56	34.02	431.98	

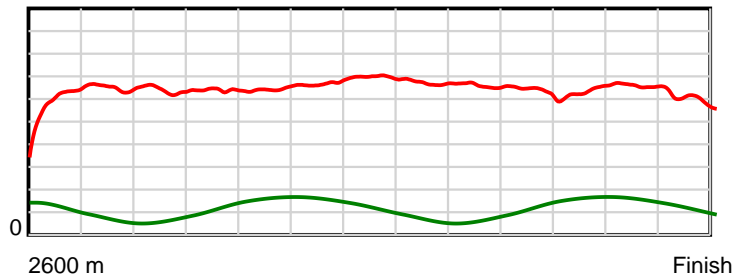
10 m Stride length



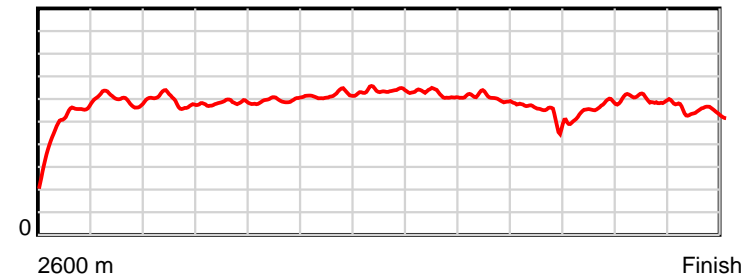
0.6 s Stride duration



20 m/sec Speed



100 % Stride efficiency



Note: Horizontal distance axis grid lines are 200m furlongs.

Disclaimer.

HRNZ and NZMTC and Thoroughbred Ratings Pty Ltd accepts no responsibility for the completeness or accuracy of any of the information contained herein, and makes no representations about its suitability for any particular purpose. Users should make their own judgements about those matters and/or seek independent advice. You assume all risks associated with use of the data provided on this page.



Race Results



June 09, 2023, Race 1, IRT. YOUR HORSE. OUR PASSION. TROT, Distance 2600m, Addington - Survey 3200m

Result	TAB no.	Horse (Barrier)	2600 to	2400m to
8th	5	Hot Saucy Bett... (9)	2400m	2200m
		Position in running (margin)	-	10(13.5)
		Sectional time (s)	19.52	15.35
		Cumulative time (s)	207.50	187.98
		Speed (m/s)	10.25	13.03
		Stride length (m)	4.87	6.10
		Stride duration (s)	0.471	0.468
		Stride efficiency (%)	37.09	58.16
		Stride count	41.05	32.78

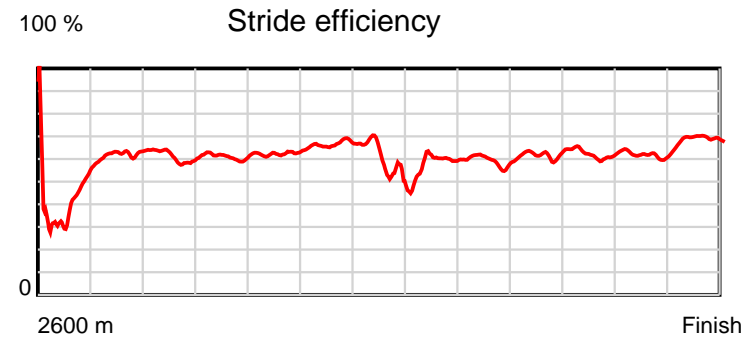
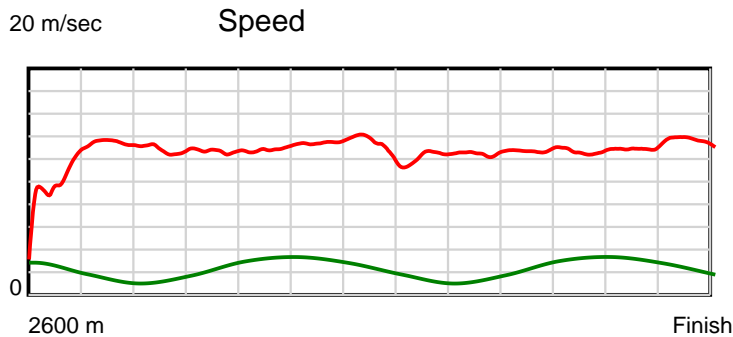
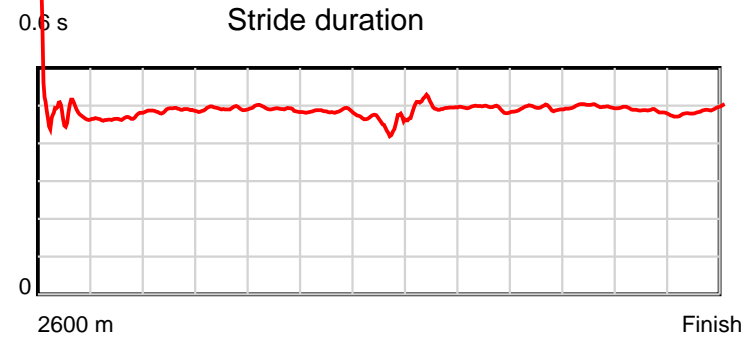
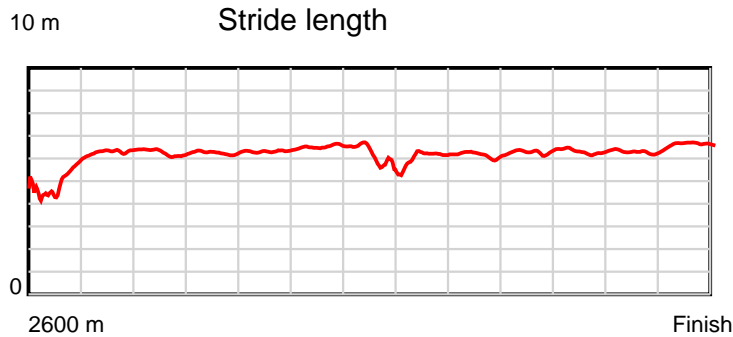
Disclaimer.

HRNZ and NZMTC and Thoroughbred Ratings Pty Ltd accepts no responsibility for the completeness or accuracy of any of the information contained herein, and makes no representations about its suitability for any particular purpose. Users should make their own judgements about those matters and/or seek independent advice. You assume all risks associated with use of the data provided on this page.

Race Results

June 09, 2023, Race 1, IRT. YOUR HORSE. OUR PASSION. TROT, Distance 2600m, Addington - Survey 3200m

Result	TAB no.	Horse (Barrier)	2200m to	2000m to	1800m to	1600m to	1400m to	1200m to	1000m to	800m to	600m to	400m to	200m to	Total or	Margin
8th	5	Hot Saucy Bett... (9)	2000m	1800m	1600m	1400m	1200m	1000m	800m	600m	400m	200m	WP	Average	
		Position in running (margin)	10(17.1)	10(17.9)	11(14.8)	10(11.8)	9(9.0)	11(16.0)	11(21.6)	10(24.5)	10(28.8)	10(34.4)	10(36.6)		29.80
		Sectional time (s)	16.20	15.74	15.84	14.98	15.33	16.73	16.28	15.64	15.92	15.27	14.70		
		Cumulative time (s)	172.63	156.43	140.69	124.85	109.87	94.54	77.81	61.53	45.89	29.97	14.70	3:27.50	
		Speed (m/s)	12.35	12.71	12.63	13.35	13.05	11.95	12.29	12.79	12.56	13.10	13.61	12.53	
		Stride length (m)	6.02	6.26	6.19	6.47	5.72	5.97	6.05	6.31	6.26	6.35	6.64	6.06	
		Stride duration (s)	0.487	0.493	0.490	0.484	0.438	0.500	0.492	0.494	0.498	0.485	0.488	0.484	
		Stride efficiency (%)	56.62	61.22	59.96	65.41	51.04	55.75	57.12	62.31	61.30	63.00	68.89	57.40	
		Stride count	33.23	31.95	32.29	30.91	34.99	33.49	33.08	31.67	31.93	31.50	30.12	428.99	



Note: Horizontal distance axis grid lines are 200m furlongs.

Disclaimer.

HRNZ and NZMTC and Thoroughbred Ratings Pty Ltd accepts no responsibility for the completeness or accuracy of any of the information contained herein, and makes no representations about its suitability for any particular purpose. Users should make their own judgements about those matters and/or seek independent advice. You assume all risks associated with use of the data provided on this page.



Race Results



June 09, 2023, Race 1, IRT. YOUR HORSE. OUR PASSION. TROT, Distance 2600m, Addington - Survey 3200m

Result	TAB no.	Horse (Barrier)	2600 to	2400m to
9th	12	Ellatine (2)	2400m	2200m
		Position in running (margin)	-	5(5.8)
		Sectional time (s)	18.32	15.58
		Cumulative time (s)	208.08	189.76
		Speed (m/s)	10.92	12.84
		Stride length (m)	5.66	6.04
		Stride duration (s)	0.482	0.471
		Stride efficiency (%)	50.09	57.06
		Stride count	35.33	33.10

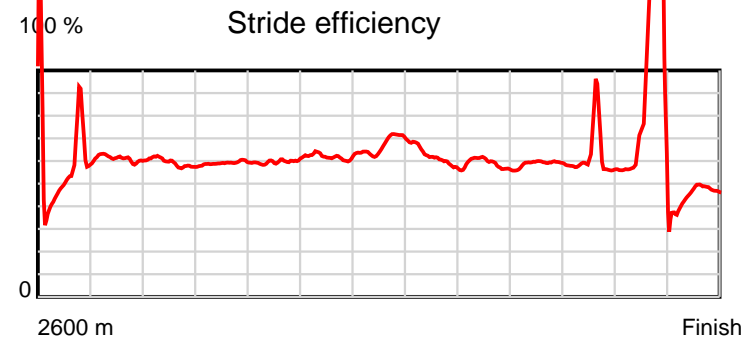
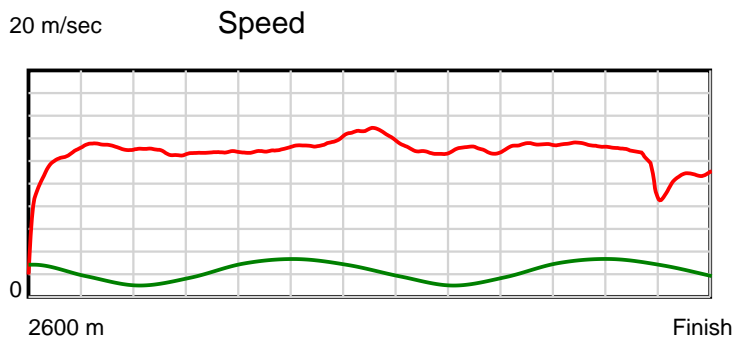
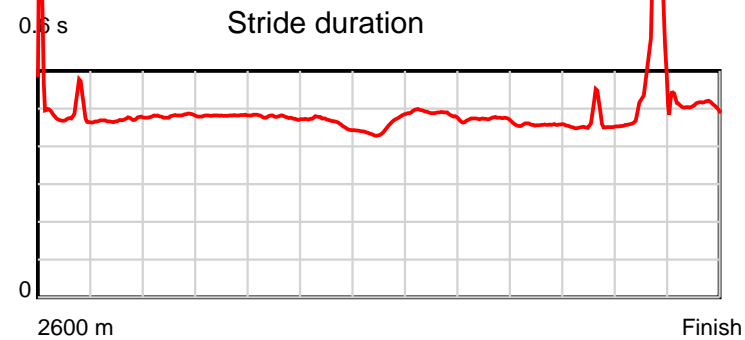
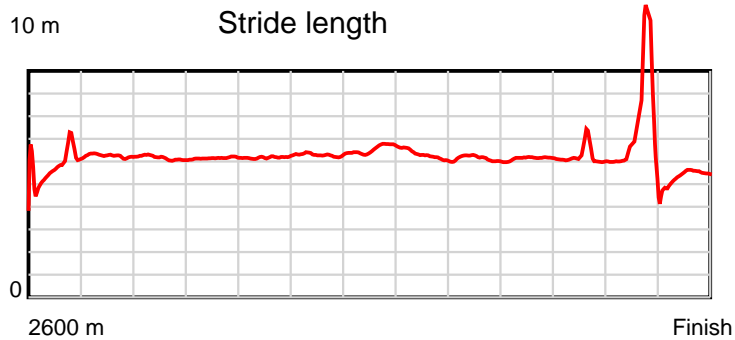
Disclaimer.

HRNZ and NZMTC and Thoroughbred Ratings Pty Ltd accepts no responsibility for the completeness or accuracy of any of the information contained herein, and makes no representations about its suitability for any particular purpose. Users should make their own judgements about those matters and/or seek independent advice. You assume all risks associated with use of the data provided on this page.

Race Results

June 09, 2023, Race 1, IRT. YOUR HORSE. OUR PASSION. TROT, Distance 2600m, Addington - Survey 3200m

Result	TAB no.	Horse (Barrier)	2200m to	2000m to	1800m to	1600m to	1400m to	1200m to	1000m to	800m to	600m to	400m to	200m to	Total or	Margin
9th	12	Ellatine (2)	2000m	1800m	1600m	1400m	1200m	1000m	800m	600m	400m	200m	WP	Average	
		Position in running (margin)	5(10.7)	5(11.6)	5(8.8)	5(5.6)	2(0.9)	1(0.0)	1(0.0)	1(0.0)	1(0.0)	2(0.9)	7(16.5)		33.00
		Sectional time (s)	16.20	15.80	15.81	14.66	14.00	15.80	15.80	14.94	15.12	17.50	18.55		
		Cumulative time (s)	174.18	157.98	142.18	126.37	111.71	97.71	81.91	66.11	51.17	36.05	18.55	3:28.08	
		Speed (m/s)	12.35	12.66	12.65	13.64	14.29	12.66	12.66	13.39	13.23	11.43	10.78	12.50	
		Stride length (m)	5.93	6.10	6.03	6.28	6.53	6.14	5.96	6.12	6.05	6.13	5.44	6.02	
		Stride duration (s)	0.480	0.482	0.477	0.461	0.457	0.485	0.471	0.457	0.457	0.536	0.505	0.482	
		Stride efficiency (%)	54.94	58.21	56.86	61.69	66.56	58.87	55.48	58.47	57.13	58.68	46.31	56.64	
		Stride count	33.73	32.77	33.16	31.83	30.65	32.59	33.56	32.69	33.08	32.64	36.74	431.87	



Note: Horizontal distance axis grid lines are 200m furlongs.

Disclaimer.

HRNZ and NZMTC and Thoroughbred Ratings Pty Ltd accepts no responsibility for the completeness or accuracy of any of the information contained herein, and makes no representations about its suitability for any particular purpose. Users should make their own judgements about those matters and/or seek independent advice. You assume all risks associated with use of the data provided on this page.



Race Results



June 09, 2023, Race 1, IRT. YOUR HORSE. OUR PASSION. TROT, Distance 2600m, Addington - Survey 3200m

Result	TAB no.	Horse (Barrier)	2600 to	2400m to
10th	7	Sunny Son (11)	2400m	2200m
		Position in running (margin)	-	11(21.2)
		Sectional time (s)	20.81	15.47
		Cumulative time (s)	208.20	187.39
		Speed (m/s)	9.61	12.93
		Stride length (m)	4.94	5.82
		Stride duration (s)	0.499	0.450
		Stride efficiency (%)	38.19	53.01
		Stride count	40.46	34.34

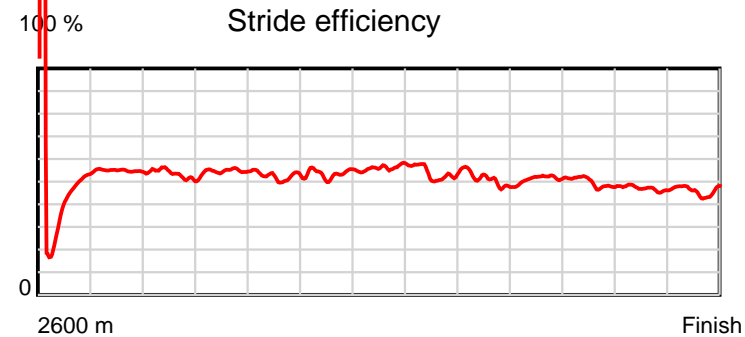
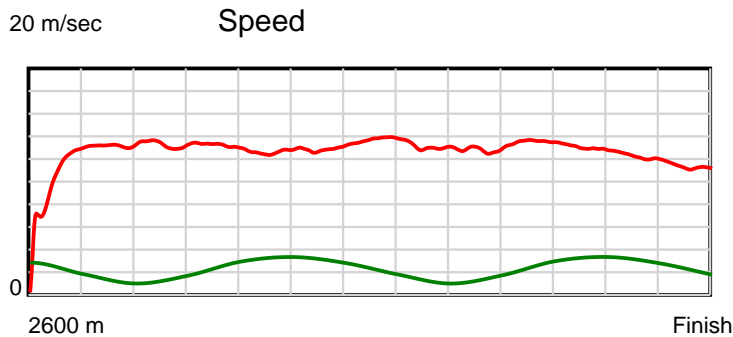
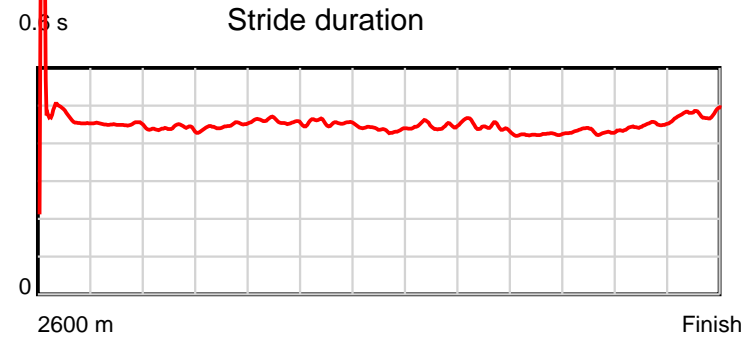
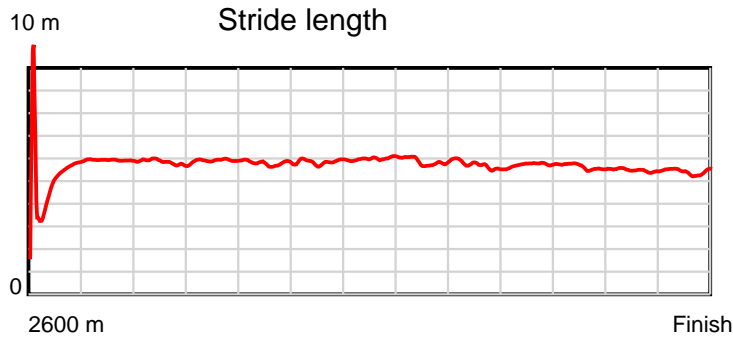
Disclaimer.

HRNZ and NZMTC and Thoroughbred Ratings Pty Ltd accepts no responsibility for the completeness or accuracy of any of the information contained herein, and makes no representations about its suitability for any particular purpose. Users should make their own judgements about those matters and/or seek independent advice. You assume all risks associated with use of the data provided on this page.

Race Results

June 09, 2023, Race 1, IRT. YOUR HORSE. OUR PASSION. TROT, Distance 2600m, Addington - Survey 3200m

Result	TAB no.	Horse (Barrier)	2200m to	2000m to	1800m to	1600m to	1400m to	1200m to	1000m to	800m to	600m to	400m to	200m to	Total or	Margin
10th	7	Sunny Son (11)	2000m	1800m	1600m	1400m	1200m	1000m	800m	600m	400m	200m	WP	Average	
		Position in running (margin)	11(25.5)	11(21.7)	10(14.8)	11(12.5)	11(11.9)	10(14.4)	10(12.7)	9(13.3)	9(12.6)	9(15.3)	9(22.6)		33.70
		Sectional time (s)	15.43	15.11	15.95	15.35	14.57	15.52	15.90	14.81	15.44	16.11	17.73		
		Cumulative time (s)	171.92	156.49	141.38	125.43	110.08	95.51	79.99	64.09	49.28	33.84	17.73	3:28.20	
		Speed (m/s)	12.96	13.24	12.54	13.03	13.73	12.89	12.58	13.50	12.95	12.41	11.28	12.49	
		Stride length (m)	5.69	5.92	5.74	5.94	6.00	5.76	5.58	5.72	5.60	5.54	5.41	5.65	
		Stride duration (s)	0.439	0.447	0.458	0.456	0.437	0.447	0.444	0.424	0.432	0.446	0.479	0.453	
		Stride efficiency (%)	50.66	54.79	51.50	55.10	56.20	51.78	48.65	51.14	48.97	47.91	45.65	49.93	
		Stride count	35.13	33.78	34.84	33.68	33.35	34.74	35.84	34.96	35.73	36.12	37.00	459.97	



Note: Horizontal distance axis grid lines are 200m furlongs.

Disclaimer.

HRNZ and NZMTC and Thoroughbred Ratings Pty Ltd accepts no responsibility for the completeness or accuracy of any of the information contained herein, and makes no representations about its suitability for any particular purpose. Users should make their own judgements about those matters and/or seek independent advice. You assume all risks associated with use of the data provided on this page.



Race Results



June 09, 2023, Race 1, IRT. YOUR HORSE. OUR PASSION. TROT, Distance 2600m, Addington - Survey 3200m

Result	TAB no.	Horse (Barrier)	2600 to	2400m to
11th	4	Starlight Gaze... (8)	2400m	2200m
		Position in running (margin)	-	4(4.2)
		Sectional time (s)	17.87	15.32
		Cumulative time (s)	217.93	200.06
		Speed (m/s)	11.19	13.05
		Stride length (m)	5.15	5.87
		Stride duration (s)	0.456	0.450
		Stride efficiency (%)	41.52	53.82
		Stride count	38.80	34.08

Disclaimer.

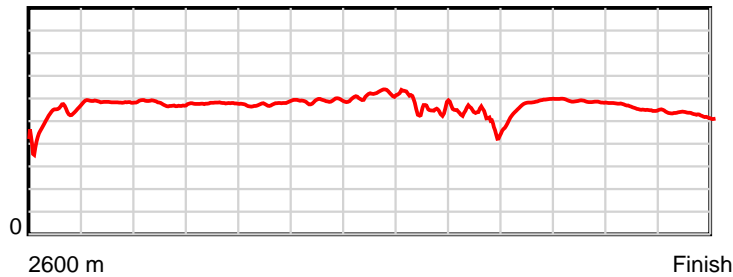
HRNZ and NZMTC and Thoroughbred Ratings Pty Ltd accepts no responsibility for the completeness or accuracy of any of the information contained herein, and makes no representations about its suitability for any particular purpose. Users should make their own judgements about those matters and/or seek independent advice. You assume all risks associated with use of the data provided on this page.

Race Results

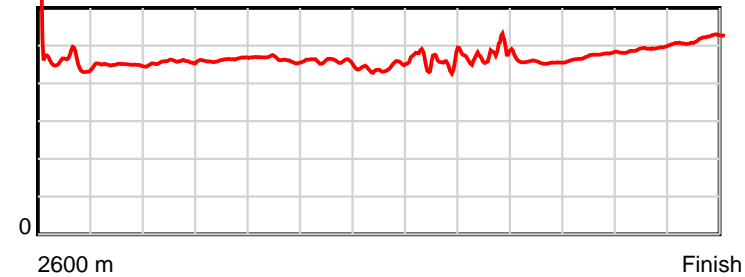
June 09, 2023, Race 1, IRT. YOUR HORSE. OUR PASSION. TROT, Distance 2600m, Addington - Survey 3200m

Result	TAB no.	Horse (Barrier)	2200m to	2000m to	1800m to	1600m to	1400m to	1200m to	1000m to	800m to	600m to	400m to	200m to	Total or	Margin
11th	4	Starlight Gaze... (8)	2000m	1800m	1600m	1400m	1200m	1000m	800m	600m	400m	200m	WP	Average	
		Position in running (margin)	4(7.6)	4(8.0)	4(6.4)	4(5.5)	6(5.9)	6(7.8)	9(12.3)	11(36.2)	11(41.4)	11(52.1)	11(69.4)		87.70
		Sectional time (s)	16.13	16.00	16.18	15.51	14.47	16.55	19.78	15.80	16.78	17.78	19.76		
		Cumulative time (s)	184.74	168.61	152.61	136.43	120.92	106.45	89.90	70.12	54.32	37.54	19.76	3:37.93	
		Speed (m/s)	12.40	12.50	12.36	12.89	13.82	12.08	10.11	12.66	11.92	11.25	10.12	11.93	
		Stride length (m)	5.66	5.78	5.73	5.91	6.10	5.19	4.56	5.77	5.65	5.55	5.24	5.52	
		Stride duration (s)	0.456	0.463	0.463	0.458	0.441	0.429	0.451	0.456	0.474	0.494	0.517	0.463	
		Stride efficiency (%)	50.04	52.25	51.27	54.60	58.13	42.07	32.45	52.04	49.92	48.18	42.87	47.61	
		Stride count	35.34	34.59	34.92	33.83	32.79	38.55	43.89	34.66	35.39	36.02	38.19	471.05	

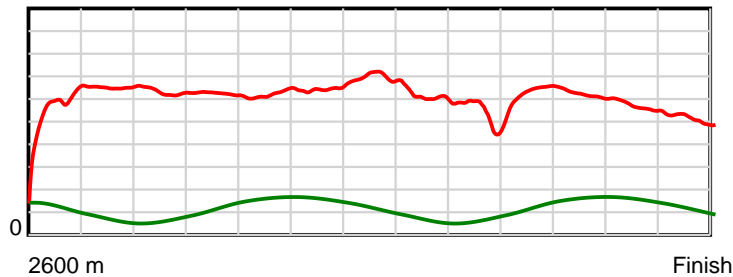
10 m Stride length



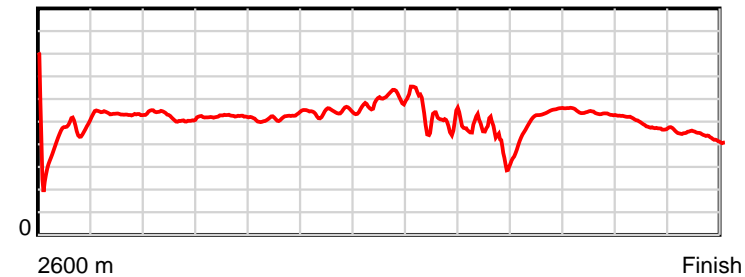
0.6 s Stride duration



20 m/sec Speed



100 % Stride efficiency



Note: Horizontal distance axis grid lines are 200m furlongs.

Disclaimer.

HRNZ and NZMTC and Thoroughbred Ratings Pty Ltd accepts no responsibility for the completeness or accuracy of any of the information contained herein, and makes no representations about its suitability for any particular purpose. Users should make their own judgements about those matters and/or seek independent advice. You assume all risks associated with use of the data provided on this page.



Race Results



June 09, 2023, Race 1, IRT. YOUR HORSE. OUR PASSION. TROT, Distance 2600m, Addington - Survey 3200m

Result	TAB no.	Horse (Barrier)	2600 to	2400m to
12th	2	What The Bell (6)	2400m	2200m
		Position in running (margin)	-	12(56.5)
		Sectional time (s)	26.50	16.66
		Cumulative time (s)	225.29	198.79
		Speed (m/s)	7.55	12.00
		Stride length (m)	3.61	5.52
		Stride duration (s)	0.475	0.460
		Stride efficiency (%)	20.40	47.60
		Stride count	55.35	36.24

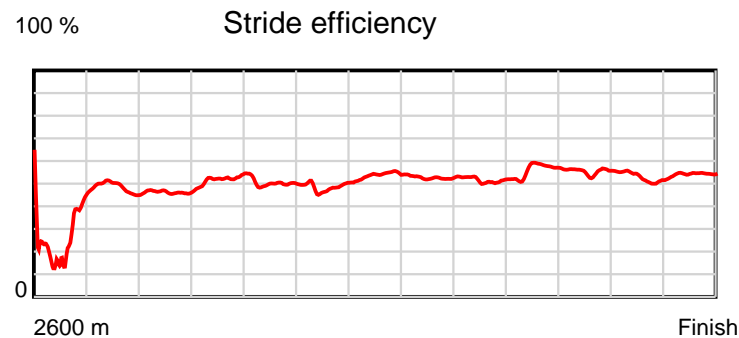
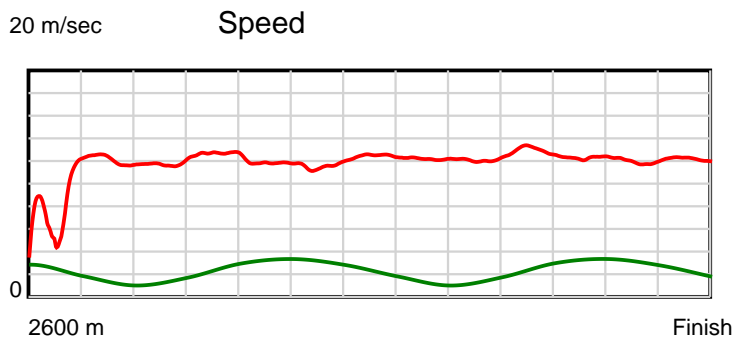
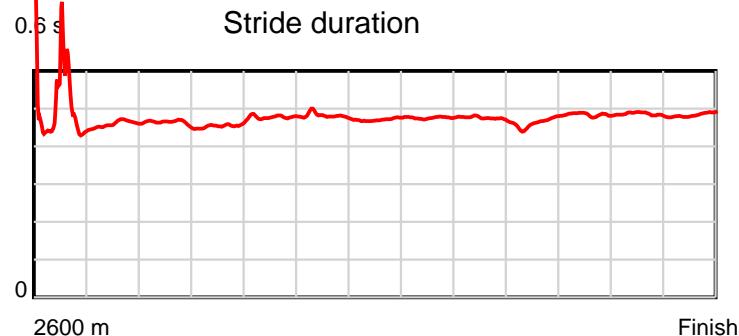
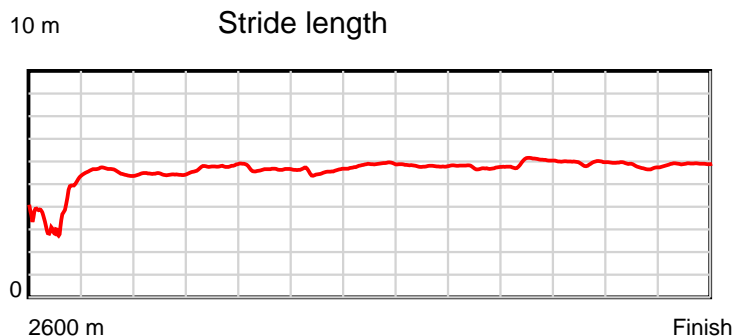
Disclaimer.

HRNZ and NZMTC and Thoroughbred Ratings Pty Ltd accepts no responsibility for the completeness or accuracy of any of the information contained herein, and makes no representations about its suitability for any particular purpose. Users should make their own judgements about those matters and/or seek independent advice. You assume all risks associated with use of the data provided on this page.

Race Results

June 09, 2023, Race 1, IRT. YOUR HORSE. OUR PASSION. TROT, Distance 2600m, Addington - Survey 3200m

Result	TAB no.	Horse (Barrier)	2200m to	2000m to	1800m to	1600m to	1400m to	1200m to	1000m to	800m to	600m to	400m to	200m to	Total or	Margin
12th	2	What The Bell (6)	2000m	1800m	1600m	1400m	1200m	1000m	800m	600m	400m	200m	WP	Average	
		Position in running (margin)	12(67.9)	12(76.1)	12(73.5)	12(77.8)	12(87.4)	12(99.3)	12(103.4)	12(109.5)	12(113.2)	12(122.6)	12(132.6)		128.60
		Sectional time (s)	17.41	15.83	17.06	17.05	16.14	16.47	16.83	15.56	16.54	16.56	16.68		
		Cumulative time (s)	182.13	164.72	148.89	131.83	114.78	98.64	82.17	65.34	49.78	33.24	16.68	3:45.29	
		Speed (m/s)	11.49	12.63	11.72	11.73	12.39	12.14	11.88	12.85	12.09	12.08	11.99	11.54	
		Stride length (m)	5.32	5.75	5.61	5.65	5.84	5.78	5.64	5.96	5.85	5.86	5.81	5.47	
		Stride duration (s)	0.463	0.455	0.478	0.481	0.471	0.476	0.475	0.464	0.484	0.486	0.485	0.474	
		Stride efficiency (%)	44.24	51.61	49.15	49.88	53.30	52.18	49.75	55.54	53.54	53.75	52.75	46.70	
		Stride count	37.59	34.80	35.66	35.40	34.24	34.61	35.45	33.55	34.17	34.10	34.42	475.58	



Note: Horizontal distance axis grid lines are 200m furlongs.

Disclaimer.

HRNZ and NZMTC and Thoroughbred Ratings Pty Ltd accepts no responsibility for the completeness or accuracy of any of the information contained herein, and makes no representations about its suitability for any particular purpose. Users should make their own judgements about those matters and/or seek independent advice. You assume all risks associated with use of the data provided on this page.