



Race Results

NZ Metropolitan Trotting Club Inc, HRNZ, June 09, 2023

Compilation date: June 9, 2023, 7:53:26 PM (NZST)

Copyright © 2023 HRNZ and NZMTC. All rights reserved.

Trademarks.

StrideMASTER is a registered trademark of Thoroughbred Ratings Pty Ltd.

Disclaimer.

HRNZ and NZMTC and Thoroughbred Ratings Pty Ltd accepts no responsibility for the completeness or accuracy of any of the information contained herein, and makes no representations about its suitability for any particular purpose. Users should make their own judgements about those matters and/or seek independent advice. You assume all risks associated with use of the data provided on this page.



Race Results



June 09, 2023, Race 6, KB ELECTRICS HANDICAP TROT, Distance 2600m, Addington - Survey 3200m

Result	TAB no.	Horse (Barrier)	2600 to	2400m to
1st	7	Madeleine Stow... (5)	2400m	2200m
		Position in running (margin)	-	6(11.1)
		Sectional time (s)	18.91	15.56
		Cumulative time (s)	202.71	183.80
		Speed (m/s)	10.58	12.85
		Stride length (m)	5.24	5.63
		Stride duration (s)	0.439	0.438
		Stride efficiency (%)	42.86	49.53
		Stride count	38.19	35.52

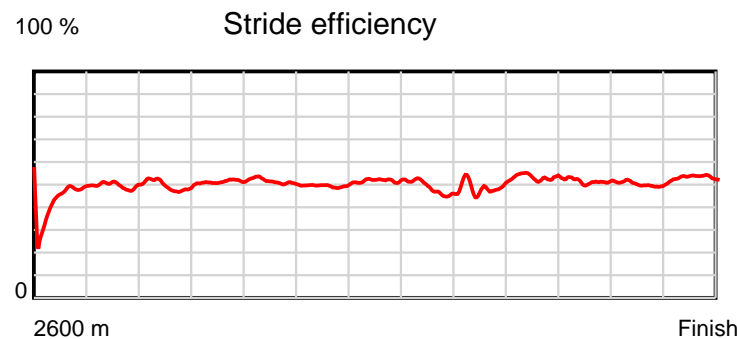
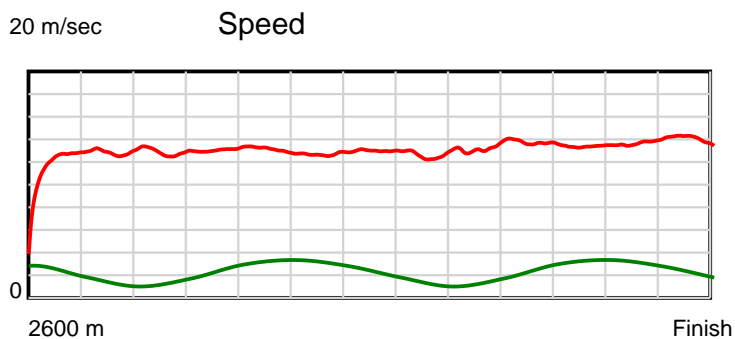
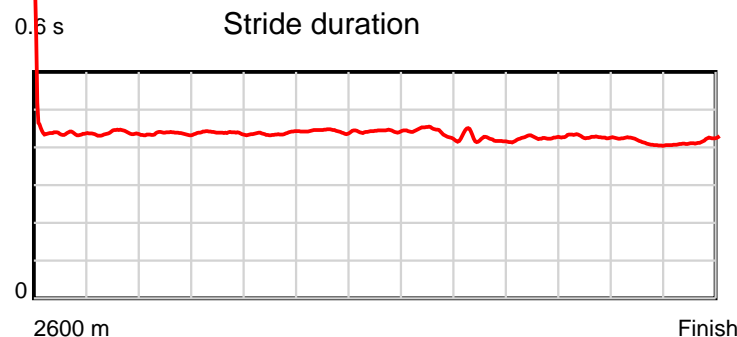
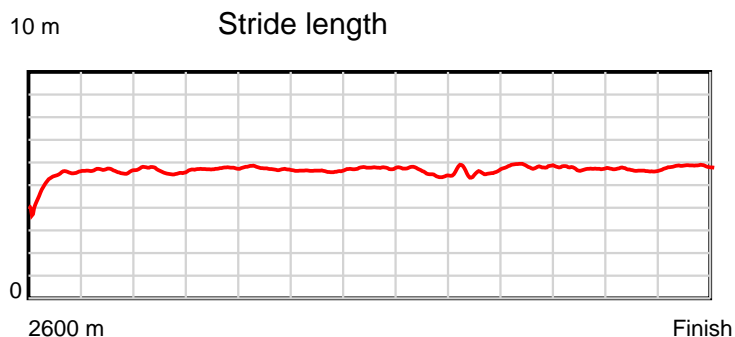
Disclaimer.

HRNZ and NZMTC and Thoroughbred Ratings Pty Ltd accepts no responsibility for the completeness or accuracy of any of the information contained herein, and makes no representations about its suitability for any particular purpose. Users should make their own judgements about those matters and/or seek independent advice. You assume all risks associated with use of the data provided on this page.

Race Results

June 09, 2023, Race 6, KB ELECTRICS HANDICAP TROT, Distance 2600m, Addington - Survey 3200m

Result	TAB no.	Horse (Barrier)	2200m to	2000m to	1800m to	1600m to	1400m to	1200m to	1000m to	800m to	600m to	400m to	200m to	Total or	Margin
1st	7	Madeleine Stow... (5)	2000m	1800m	1600m	1400m	1200m	1000m	800m	600m	400m	200m	WP	Average	
		Position in running (margin)	6(14.0)	6(14.7)	6(14.9)	6(12.5)	6(11.3)	6(10.8)	7(10.2)	7(6.9)	6(5.6)	6(6.1)	3(2.9)		0.00
		Sectional time (s)	15.68	15.40	15.40	15.78	15.46	15.81	15.53	14.57	15.26	14.87	14.48		
		Cumulative time (s)	168.24	152.56	137.16	121.76	105.98	90.52	74.71	59.18	44.61	29.35	14.48	3:22.71	
		Speed (m/s)	12.76	12.99	12.99	12.67	12.94	12.65	12.88	13.73	13.11	13.45	13.81	12.83	
		Stride length (m)	5.56	5.70	5.67	5.62	5.73	5.56	5.46	5.83	5.61	5.56	5.76	5.61	
		Stride duration (s)	0.436	0.439	0.437	0.443	0.443	0.440	0.424	0.425	0.428	0.414	0.417	0.437	
		Stride efficiency (%)	48.38	50.75	50.28	49.30	51.33	48.37	46.63	53.12	49.14	48.37	51.85	49.13	
		Stride count	35.94	35.10	35.26	35.61	34.90	35.95	36.61	34.30	35.66	35.95	34.72	463.71	



Note: Horizontal distance axis grid lines are 200m furlongs.

Disclaimer.

HRNZ and NZMTC and Thoroughbred Ratings Pty Ltd accepts no responsibility for the completeness or accuracy of any of the information contained herein, and makes no representations about its suitability for any particular purpose. Users should make their own judgements about those matters and/or seek independent advice. You assume all risks associated with use of the data provided on this page.



Race Results



June 09, 2023, Race 6, KB ELECTRICS HANDICAP TROT, Distance 2600m, Addington - Survey 3200m

Result	TAB no.	Horse (Barrier)	2600 to	2400m to
2nd	6	Make My Sundon (3)	2400m	2200m
		Position in running (margin)	-	3(2.5)
		Sectional time (s)	17.61	14.65
		Cumulative time (s)	203.18	185.57
		Speed (m/s)	11.36	13.65
		Stride length (m)	5.58	6.05
		Stride duration (s)	0.432	0.443
		Stride efficiency (%)	48.59	57.14
		Stride count	35.87	33.07

Disclaimer.

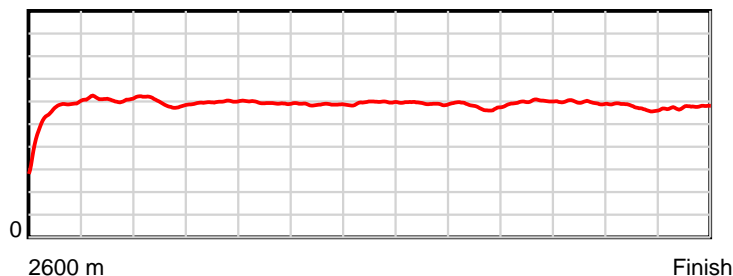
HRNZ and NZMTC and Thoroughbred Ratings Pty Ltd accepts no responsibility for the completeness or accuracy of any of the information contained herein, and makes no representations about its suitability for any particular purpose. Users should make their own judgements about those matters and/or seek independent advice. You assume all risks associated with use of the data provided on this page.

Race Results

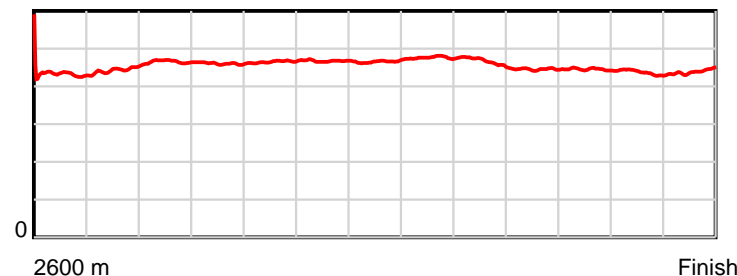
June 09, 2023, Race 6, KB ELECTRICS HANDICAP TROT, Distance 2600m, Addington - Survey 3200m

Result	TAB no.	Horse (Barrier)	2200m to	2000m to	1800m to	1600m to	1400m to	1200m to	1000m to	800m to	600m to	400m to	200m to	Total or	Margin
2nd	6	Make My Sundon (3)	2000m	1800m	1600m	1400m	1200m	1000m	800m	600m	400m	200m	WP	Average	
		Position in running (margin)	1(0.0)	1(0.0)	1(0.0)	1(0.0)	1(0.0)	1(0.0)	1(0.0)	1(0.0)	1(0.0)	1(0.0)	1(0.0)		2.60
		Sectional time (s)	15.56	15.37	15.80	15.99	15.54	15.91	16.08	14.79	15.19	15.39	15.30		
		Cumulative time (s)	170.92	155.36	139.99	124.19	108.20	92.66	76.75	60.67	45.88	30.69	15.30	3:23.18	
		Speed (m/s)	12.85	13.01	12.66	12.51	12.87	12.57	12.44	13.52	13.17	13.00	13.07	12.80	
		Stride length (m)	5.98	5.99	5.89	5.85	5.99	5.98	5.80	6.03	5.86	5.68	5.74	5.88	
		Stride duration (s)	0.465	0.461	0.465	0.468	0.466	0.476	0.467	0.446	0.445	0.437	0.439	0.459	
		Stride efficiency (%)	55.91	56.14	54.15	53.44	56.15	55.91	52.62	56.75	53.66	50.39	51.55	53.94	
		Stride count	33.44	33.37	33.97	34.20	33.36	33.43	34.47	33.19	34.13	35.22	34.82	442.54	

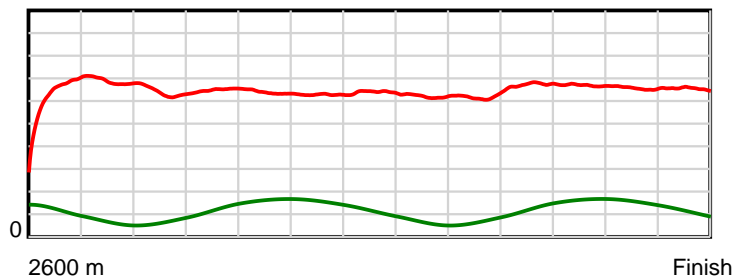
10 m Stride length



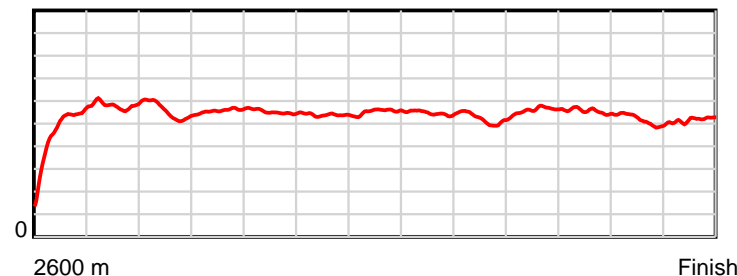
0.6 s Stride duration



20 m/sec Speed



100 % Stride efficiency



Note: Horizontal distance axis grid lines are 200m furlongs.

Disclaimer.

HRNZ and NZMTC and Thoroughbred Ratings Pty Ltd accepts no responsibility for the completeness or accuracy of any of the information contained herein, and makes no representations about its suitability for any particular purpose. Users should make their own judgements about those matters and/or seek independent advice. You assume all risks associated with use of the data provided on this page.



Race Results



June 09, 2023, Race 6, KB ELECTRICS HANDICAP TROT, Distance 2600m, Addington - Survey 3200m

Result	TAB no.	Horse (Barrier)	2600 to	2400m to
3rd	8	Kink (6)	2400m	2200m
		Position in running (margin)	-	7(13.8)
		Sectional time (s)	19.55	15.49
		Cumulative time (s)	203.32	183.77
		Speed (m/s)	10.23	12.91
		Stride length (m)	5.90	6.49
		Stride duration (s)	0.495	0.503
		Stride efficiency (%)	54.44	65.80
		Stride count	33.89	30.82

Disclaimer.

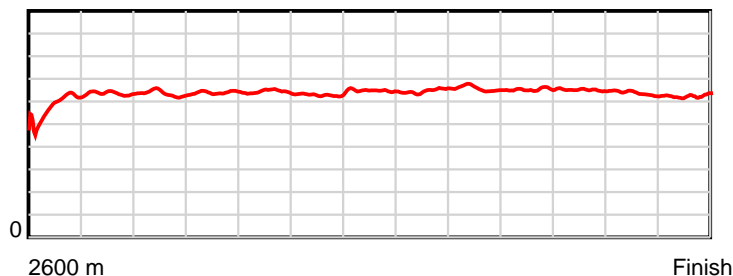
HRNZ and NZMTC and Thoroughbred Ratings Pty Ltd accepts no responsibility for the completeness or accuracy of any of the information contained herein, and makes no representations about its suitability for any particular purpose. Users should make their own judgements about those matters and/or seek independent advice. You assume all risks associated with use of the data provided on this page.

Race Results

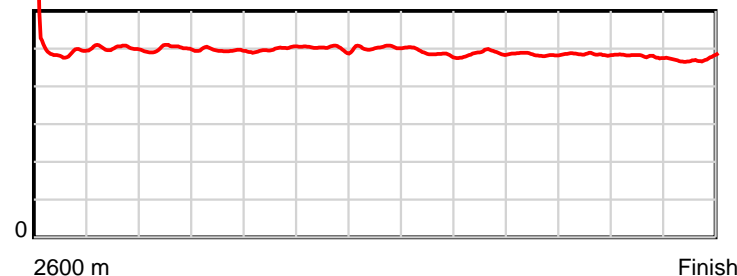
June 09, 2023, Race 6, KB ELECTRICS HANDICAP TROT, Distance 2600m, Addington - Survey 3200m

Result	TAB no.	Horse (Barrier)	2200m to	2000m to	1800m to	1600m to	1400m to	1200m to	1000m to	800m to	600m to	400m to	200m to	Total or	Margin
3rd	8	Kink (6)	2000m	1800m	1600m	1400m	1200m	1000m	800m	600m	400m	200m	WP	Average	
		Position in running (margin)	7(16.3)	7(17.4)	7(17.0)	7(15.3)	7(13.5)	7(13.1)	5(8.2)	2(2.1)	2(1.7)	2(2.3)	2(1.3)		3.40
		Sectional time (s)	15.74	15.30	15.52	15.69	15.48	15.10	15.06	14.72	15.28	15.22	15.17		
		Cumulative time (s)	168.28	152.54	137.24	121.72	106.03	90.55	75.45	60.39	45.67	30.39	15.17	3:23.32	
		Speed (m/s)	12.71	13.07	12.89	12.75	12.92	13.25	13.28	13.59	13.09	13.14	13.18	12.79	
		Stride length (m)	6.35	6.48	6.42	6.39	6.50	6.47	6.48	6.58	6.34	6.30	6.23	6.38	
		Stride duration (s)	0.500	0.496	0.498	0.501	0.503	0.489	0.488	0.484	0.485	0.480	0.473	0.499	
		Stride efficiency (%)	63.06	65.70	64.46	63.75	66.11	65.45	65.56	67.61	62.86	62.04	60.67	63.52	
		Stride count	31.48	30.84	31.14	31.31	30.75	30.90	30.88	30.41	31.53	31.74	32.10	407.79	

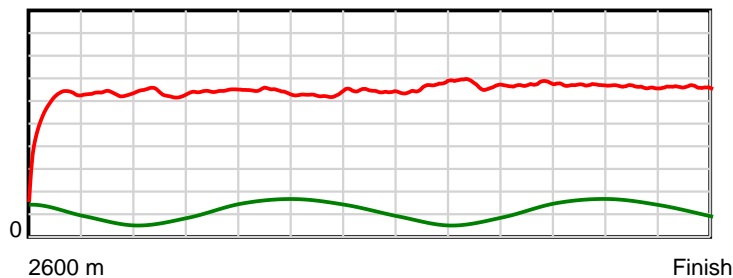
10 m Stride length



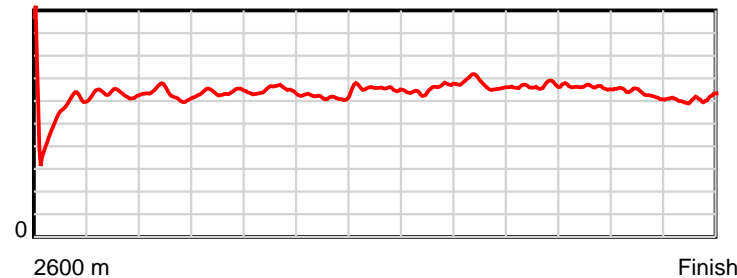
0.6 s Stride duration



20 m/sec Speed



100 % Stride efficiency



Note: Horizontal distance axis grid lines are 200m furlongs.

Disclaimer.

HRNZ and NZMTC and Thoroughbred Ratings Pty Ltd accepts no responsibility for the completeness or accuracy of any of the information contained herein, and makes no representations about its suitability for any particular purpose. Users should make their own judgements about those matters and/or seek independent advice. You assume all risks associated with use of the data provided on this page.



Race Results



June 09, 2023, Race 6, KB ELECTRICS HANDICAP TROT, Distance 2600m, Addington - Survey 3200m

Result	TAB no.	Horse (Barrier)	2600 to	2400m to
4th	5	Emily (0)	2400m	2200m
		Position in running (margin)	-	5(8.2)
		Sectional time (s)	18.59	15.12
		Cumulative time (s)	203.60	185.01
		Speed (m/s)	10.76	13.23
		Stride length (m)	5.54	6.15
		Stride duration (s)	0.456	0.465
		Stride efficiency (%)	47.97	59.05
		Stride count	36.10	32.54

Disclaimer.

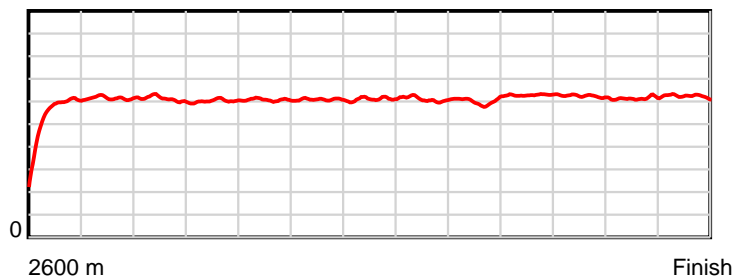
HRNZ and NZMTC and Thoroughbred Ratings Pty Ltd accepts no responsibility for the completeness or accuracy of any of the information contained herein, and makes no representations about its suitability for any particular purpose. Users should make their own judgements about those matters and/or seek independent advice. You assume all risks associated with use of the data provided on this page.

Race Results

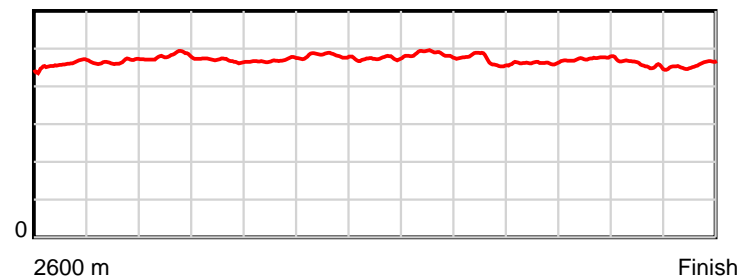
June 09, 2023, Race 6, KB ELECTRICS HANDICAP TROT, Distance 2600m, Addington - Survey 3200m

Result	TAB no.	Horse (Barrier)	2200m to	2000m to	1800m to	1600m to	1400m to	1200m to	1000m to	800m to	600m to	400m to	200m to	Total or	Margin
4th	5	Emily (0)	2000m	1800m	1600m	1400m	1200m	1000m	800m	600m	400m	200m	WP	Average	
		Position in running (margin)	5(8.4)	5(11.0)	5(11.9)	5(10.3)	5(9.2)	5(8.6)	6(8.3)	6(6.4)	7(6.6)	7(7.4)	6(4.9)		4.90
		Sectional time (s)	15.99	15.52	15.53	15.81	15.44	15.85	15.77	14.82	15.32	14.97	14.87		
		Cumulative time (s)	169.89	153.90	138.38	122.85	107.04	91.60	75.75	59.98	45.16	29.84	14.87	3:23.60	
		Speed (m/s)	12.51	12.89	12.88	12.65	12.95	12.62	12.68	13.50	13.05	13.36	13.45	12.77	
		Stride length (m)	5.99	6.04	6.04	6.09	6.13	6.12	5.97	6.23	6.18	6.11	6.15	6.05	
		Stride duration (s)	0.479	0.469	0.469	0.481	0.473	0.485	0.471	0.461	0.474	0.457	0.458	0.474	
		Stride efficiency (%)	56.16	57.07	56.96	57.89	58.73	58.59	55.61	60.57	59.75	58.25	59.18	57.23	
		Stride count	33.36	33.09	33.13	32.86	32.62	32.66	33.53	32.12	32.34	32.76	32.50	429.61	

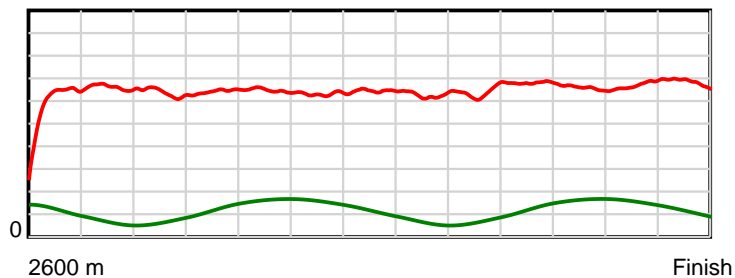
10 m Stride length



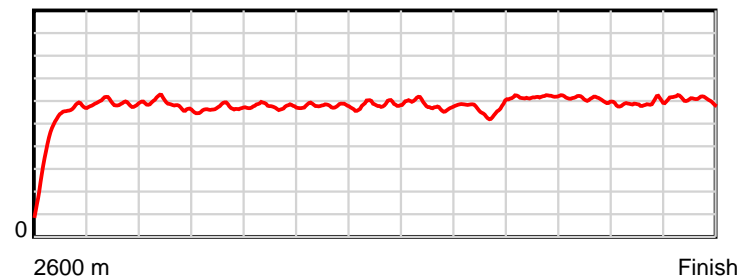
0.6 s Stride duration



20 m/sec Speed



100 % Stride efficiency



Note: Horizontal distance axis grid lines are 200m furlongs.

Disclaimer.

HRNZ and NZMTC and Thoroughbred Ratings Pty Ltd accepts no responsibility for the completeness or accuracy of any of the information contained herein, and makes no representations about its suitability for any particular purpose. Users should make their own judgements about those matters and/or seek independent advice. You assume all risks associated with use of the data provided on this page.



Race Results



June 09, 2023, Race 6, KB ELECTRICS HANDICAP TROT, Distance 2600m, Addington - Survey 3200m

Result	TAB no.	Horse (Barrier)	2600 to	2400m to
5th	2	Tres Magnifiqu... (2)	2400m	2200m
		Position in running (margin)	-	2(2.0)
		Sectional time (s)	17.30	15.42
		Cumulative time (s)	203.77	186.47
		Speed (m/s)	11.56	12.97
		Stride length (m)	5.26	6.04
		Stride duration (s)	0.452	0.466
		Stride efficiency (%)	43.29	57.04
		Stride count	38.00	33.10

Disclaimer.

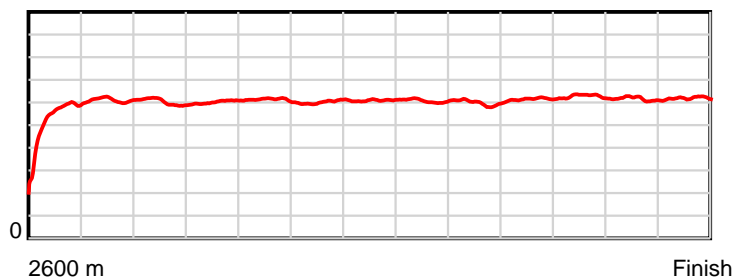
HRNZ and NZMTC and Thoroughbred Ratings Pty Ltd accepts no responsibility for the completeness or accuracy of any of the information contained herein, and makes no representations about its suitability for any particular purpose. Users should make their own judgements about those matters and/or seek independent advice. You assume all risks associated with use of the data provided on this page.

Race Results

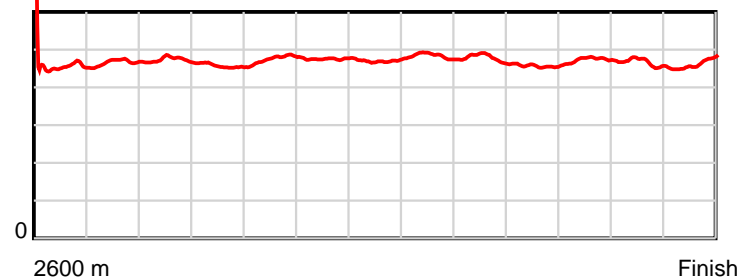
June 09, 2023, Race 6, KB ELECTRICS HANDICAP TROT, Distance 2600m, Addington - Survey 3200m

Result	TAB no.	Horse (Barrier)	2200m to	2000m to	1800m to	1600m to	1400m to	1200m to	1000m to	800m to	600m to	400m to	200m to	Total or	Margin
5th	2	Tres Magnificu... (2)	2000m	1800m	1600m	1400m	1200m	1000m	800m	600m	400m	200m	WP	Average	
		Position in running (margin)	3(4.1)	3(6.0)	3(5.2)	3(5.0)	3(4.7)	3(4.6)	3(4.5)	4(3.7)	5(3.8)	5(5.0)	7(5.2)		5.90
		Sectional time (s)	15.88	15.24	15.77	15.94	15.52	15.90	15.96	14.80	15.39	15.41	15.24		
		Cumulative time (s)	171.05	155.17	139.93	124.16	108.22	92.70	76.80	60.84	46.04	30.65	15.24	3:23.77	
		Speed (m/s)	12.59	13.12	12.68	12.55	12.89	12.58	12.53	13.51	13.00	12.98	13.12	12.76	
		Stride length (m)	5.96	6.00	6.03	5.97	6.06	6.08	5.99	6.17	6.15	6.03	6.08	5.98	
		Stride duration (s)	0.473	0.457	0.475	0.475	0.470	0.483	0.478	0.457	0.473	0.465	0.464	0.468	
		Stride efficiency (%)	55.44	56.21	56.82	55.63	57.37	57.78	55.98	59.57	59.11	56.83	57.82	55.83	
		Stride count	33.58	33.35	33.17	33.52	33.01	32.89	33.42	32.39	32.52	33.16	32.88	434.99	

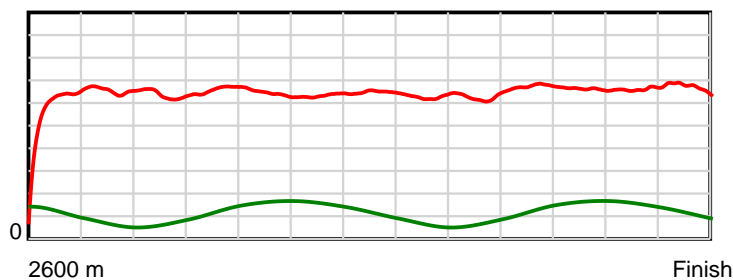
10 m Stride length



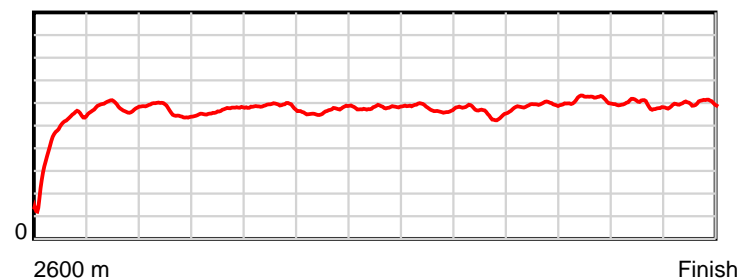
0.6 s Stride duration



20 m/sec Speed



100 % Stride efficiency



Note: Horizontal distance axis grid lines are 200m furlongs.

Disclaimer.

HRNZ and NZMTC and Thoroughbred Ratings Pty Ltd accepts no responsibility for the completeness or accuracy of any of the information contained herein, and makes no representations about its suitability for any particular purpose. Users should make their own judgements about those matters and/or seek independent advice. You assume all risks associated with use of the data provided on this page.



Race Results



June 09, 2023, Race 6, KB ELECTRICS HANDICAP TROT, Distance 2600m, Addington - Survey 3200m

Result	TAB no.	Horse (Barrier)	2600 to	2400m to
6th	3	Take After Me (4)	2400m	2200m
		Position in running (margin)	-	1(0.0)
		Sectional time (s)	17.32	15.36
		Cumulative time (s)	204.24	186.92
		Speed (m/s)	11.55	13.02
		Stride length (m)	5.24	5.59
		Stride duration (s)	0.446	0.429
		Stride efficiency (%)	42.83	48.80
		Stride count	38.20	35.79

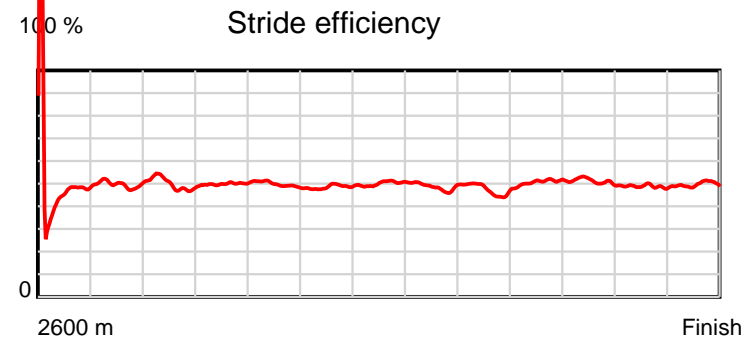
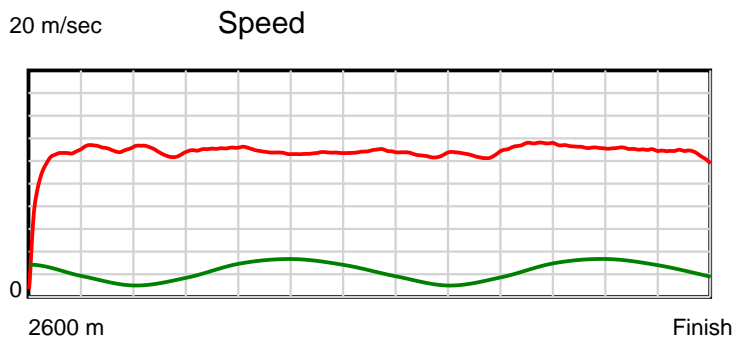
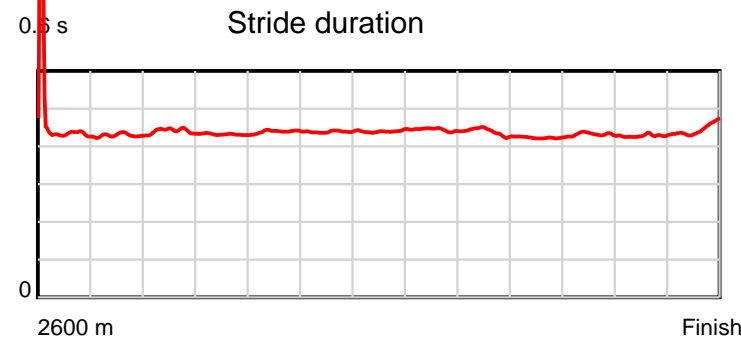
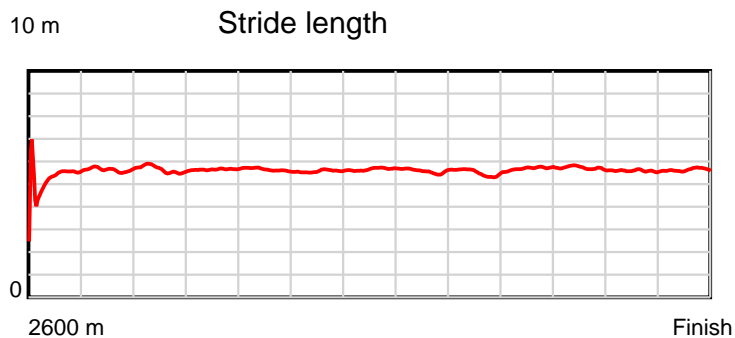
Disclaimer.

HRNZ and NZMTC and Thoroughbred Ratings Pty Ltd accepts no responsibility for the completeness or accuracy of any of the information contained herein, and makes no representations about its suitability for any particular purpose. Users should make their own judgements about those matters and/or seek independent advice. You assume all risks associated with use of the data provided on this page.

Race Results

June 09, 2023, Race 6, KB ELECTRICS HANDICAP TROT, Distance 2600m, Addington - Survey 3200m

Result	TAB no.	Horse (Barrier)	2200m to	2000m to	1800m to	1600m to	1400m to	1200m to	1000m to	800m to	600m to	400m to	200m to	Total or	Margin
6th	3	Take After Me (4)	2000m	1800m	1600m	1400m	1200m	1000m	800m	600m	400m	200m	WP	Average	
		Position in running (margin)	2(1.7)	2(3.1)	2(2.7)	2(2.9)	2(1.8)	2(1.8)	2(2.4)	3(2.2)	3(2.6)	3(3.4)	4(3.3)		8.50
		Sectional time (s)	15.79	15.30	15.84	15.79	15.55	16.01	16.04	14.86	15.33	15.36	15.69		
		Cumulative time (s)	171.56	155.77	140.47	124.63	108.84	93.29	77.28	61.24	46.38	31.05	15.69	3:24.24	
		Speed (m/s)	12.67	13.07	12.63	12.67	12.86	12.49	12.47	13.46	13.05	13.02	12.75	12.73	
		Stride length (m)	5.58	5.64	5.55	5.55	5.65	5.55	5.46	5.69	5.63	5.57	5.69	5.57	
		Stride duration (s)	0.440	0.432	0.439	0.439	0.440	0.444	0.438	0.423	0.432	0.428	0.446	0.437	
		Stride efficiency (%)	48.61	49.75	48.09	48.21	49.96	48.06	46.67	50.65	49.60	48.45	50.54	48.41	
		Stride count	35.86	35.45	36.05	36.01	35.37	36.06	36.60	35.13	35.50	35.92	35.17	467.11	



Note: Horizontal distance axis grid lines are 200m furlongs.

Disclaimer.

HRNZ and NZMTC and Thoroughbred Ratings Pty Ltd accepts no responsibility for the completeness or accuracy of any of the information contained herein, and makes no representations about its suitability for any particular purpose. Users should make their own judgements about those matters and/or seek independent advice. You assume all risks associated with use of the data provided on this page.



Race Results



June 09, 2023, Race 6, KB ELECTRICS HANDICAP TROT, Distance 2600m, Addington - Survey 3200m

Result	TAB no.	Horse (Barrier)	2600 to	2400m to
7th	1	Illegal Alien (1)	2400m	2200m
		Position in running (margin)	-	4(4.4)
		Sectional time (s)	18.02	15.38
		Cumulative time (s)	204.26	186.24
		Speed (m/s)	11.10	13.00
		Stride length (m)	5.30	5.94
		Stride duration (s)	0.458	0.457
		Stride efficiency (%)	43.84	55.16
		Stride count	37.76	33.66

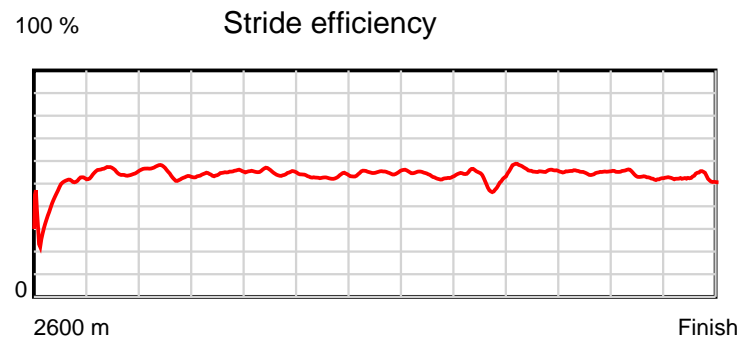
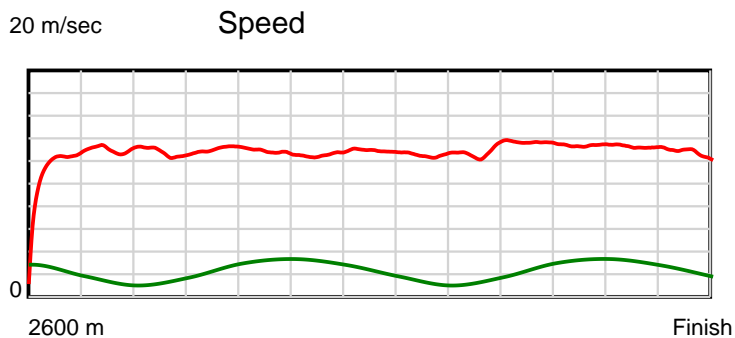
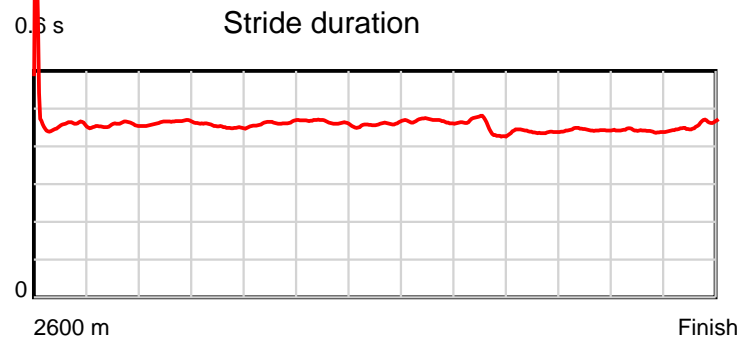
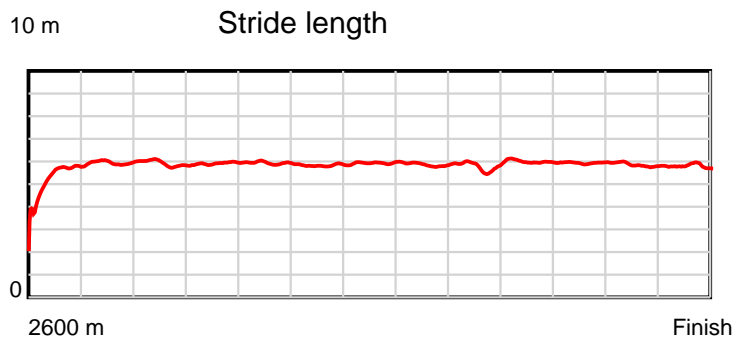
Disclaimer.

HRNZ and NZMTC and Thoroughbred Ratings Pty Ltd accepts no responsibility for the completeness or accuracy of any of the information contained herein, and makes no representations about its suitability for any particular purpose. Users should make their own judgements about those matters and/or seek independent advice. You assume all risks associated with use of the data provided on this page.

Race Results

June 09, 2023, Race 6, KB ELECTRICS HANDICAP TROT, Distance 2600m, Addington - Survey 3200m

Result	TAB no.	Horse (Barrier)	2200m to	2000m to	1800m to	1600m to	1400m to	1200m to	1000m to	800m to	600m to	400m to	200m to	Total or	Margin
7th	1	Illegal Alien (1)	2000m	1800m	1600m	1400m	1200m	1000m	800m	600m	400m	200m	WP	Average	
		Position in running (margin)	4(6.3)	4(7.9)	4(7.5)	4(7.2)	4(7.1)	4(6.5)	4(6.4)	5(4.2)	4(3.1)	4(4.2)	5(3.6)		8.60
		Sectional time (s)	15.82	15.31	15.75	15.97	15.44	15.89	15.71	14.62	15.36	15.29	15.70		
		Cumulative time (s)	170.86	155.04	139.73	123.98	108.01	92.57	76.68	60.97	46.35	30.99	15.70	3:24.26	
		Speed (m/s)	12.64	13.06	12.70	12.52	12.95	12.59	12.73	13.68	13.02	13.08	12.74	12.73	
		Stride length (m)	5.86	5.92	5.86	5.82	5.95	5.88	5.76	6.01	5.78	5.77	5.82	5.81	
		Stride duration (s)	0.464	0.453	0.461	0.465	0.459	0.467	0.453	0.439	0.444	0.441	0.457	0.457	
		Stride efficiency (%)	53.64	54.80	53.65	52.93	55.25	54.05	51.86	56.40	52.18	51.99	52.90	52.84	
		Stride count	34.14	33.77	34.13	34.36	33.64	34.01	34.72	33.29	34.61	34.67	34.37	447.13	



Note: Horizontal distance axis grid lines are 200m furlongs.

Disclaimer.

HRNZ and NZMTC and Thoroughbred Ratings Pty Ltd accepts no responsibility for the completeness or accuracy of any of the information contained herein, and makes no representations about its suitability for any particular purpose. Users should make their own judgements about those matters and/or seek independent advice. You assume all risks associated with use of the data provided on this page.



Race Results



June 09, 2023, Race 6, KB ELECTRICS HANDICAP TROT, Distance 2600m, Addington - Survey 3200m

Result	TAB no.	Horse (Barrier)	2600 to	2400m to
8th	9	King Of Love (7)	2400m	2200m
		Position in running (margin)	-	8(15.6)
		Sectional time (s)	19.67	15.81
		Cumulative time (s)	204.27	184.60
		Speed (m/s)	10.17	12.65
		Stride length (m)	5.70	6.22
		Stride duration (s)	0.474	0.491
		Stride efficiency (%)	50.73	60.43
		Stride count	35.10	32.16

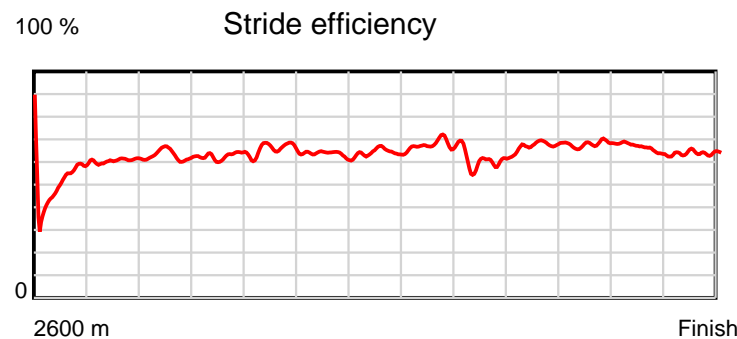
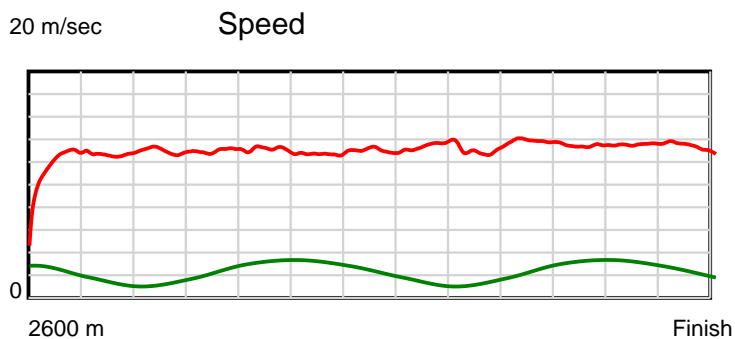
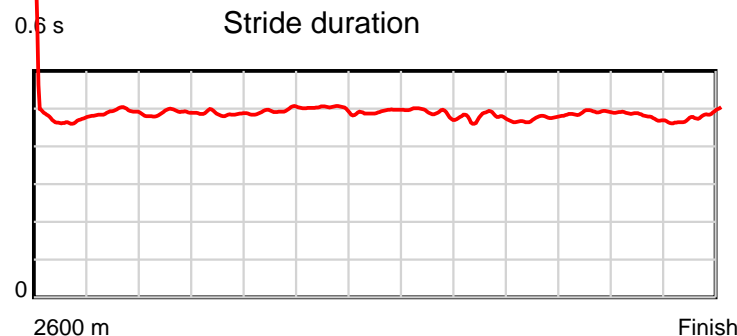
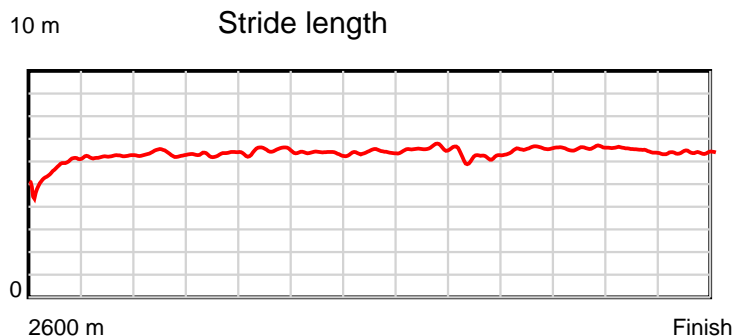
Disclaimer.

HRNZ and NZMTC and Thoroughbred Ratings Pty Ltd accepts no responsibility for the completeness or accuracy of any of the information contained herein, and makes no representations about its suitability for any particular purpose. Users should make their own judgements about those matters and/or seek independent advice. You assume all risks associated with use of the data provided on this page.

Race Results

June 09, 2023, Race 6, KB ELECTRICS HANDICAP TROT, Distance 2600m, Addington - Survey 3200m

Result	TAB no.	Horse (Barrier)	2200m to	2000m to	1800m to	1600m to	1400m to	1200m to	1000m to	800m to	600m to	400m to	200m to	Total or	Margin
8th	9	King Of Love (7)	2000m	1800m	1600m	1400m	1200m	1000m	800m	600m	400m	200m	WP	Average	
		Position in running (margin)	8(20.0)	8(19.6)	8(19.3)	8(17.0)	8(16.4)	8(15.6)	8(10.7)	8(9.0)	8(7.2)	8(7.9)	8(6.9)		8.70
		Sectional time (s)	15.49	15.32	15.41	15.90	15.39	15.11	15.80	14.48	15.30	15.23	15.36		
		Cumulative time (s)	168.79	153.30	137.98	122.57	106.67	91.28	76.17	60.37	45.89	30.59	15.36	3:24.27	
		Speed (m/s)	12.91	13.05	12.98	12.58	13.00	13.24	12.66	13.81	13.07	13.13	13.02	12.73	
		Stride length (m)	6.31	6.36	6.41	6.30	6.40	6.47	6.04	6.54	6.41	6.27	6.29	6.28	
		Stride duration (s)	0.489	0.487	0.494	0.501	0.493	0.489	0.478	0.474	0.490	0.477	0.483	0.493	
		Stride efficiency (%)	62.20	63.15	64.29	61.94	64.08	65.41	57.10	66.93	64.20	61.36	61.73	61.60	
		Stride count	31.70	31.46	31.18	31.77	31.23	30.91	33.09	30.56	31.20	31.92	31.82	414.10	



Note: Horizontal distance axis grid lines are 200m furlongs.

Disclaimer.

HRNZ and NZMTC and Thoroughbred Ratings Pty Ltd accepts no responsibility for the completeness or accuracy of any of the information contained herein, and makes no representations about its suitability for any particular purpose. Users should make their own judgements about those matters and/or seek independent advice. You assume all risks associated with use of the data provided on this page.