



## Race Results

NZ Metropolitan Trotting Club Inc, HRNZ, June 09, 2023

Compilation date: June 9, 2023, 8:45:05 PM (NZST)

Copyright © 2023 HRNZ and NZMTC. All rights reserved.

### Trademarks.

StrideMASTER is a registered trademark of Thoroughbred Ratings Pty Ltd.

### Disclaimer.

HRNZ and NZMTC and Thoroughbred Ratings Pty Ltd accepts no responsibility for the completeness or accuracy of any of the information contained herein, and makes no representations about its suitability for any particular purpose. Users should make their own judgements about those matters and/or seek independent advice. You assume all risks associated with use of the data provided on this page.



# Race Results



June 09, 2023, Race 8, LIVAMOL HANDICAP TROT, Distance 2600m, Addington - Survey 3200m

Result	TAB no.	Horse (Barrier)	2600 to	2400m to
1st	5	<b>Unico Vacanza (1)</b>	<b>2400m</b>	<b>2200m</b>
		Position in running (margin)	-	5(8.0)
		Sectional time (s)	16.97	15.61
		Cumulative time (s)	200.05	183.08
		Speed (m/s)	11.78	12.81
		Stride length (m)	5.60	5.84
		Stride duration (s)	0.456	0.456
		Stride efficiency (%)	49.03	53.29
		Stride count	35.71	34.25

#### Disclaimer.

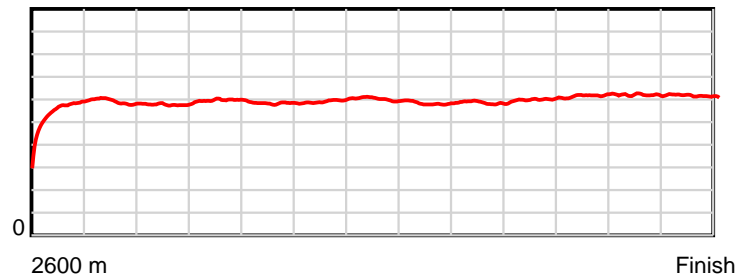
HRNZ and NZMTC and Thoroughbred Ratings Pty Ltd accepts no responsibility for the completeness or accuracy of any of the information contained herein, and makes no representations about its suitability for any particular purpose. Users should make their own judgements about those matters and/or seek independent advice. You assume all risks associated with use of the data provided on this page.

# Race Results

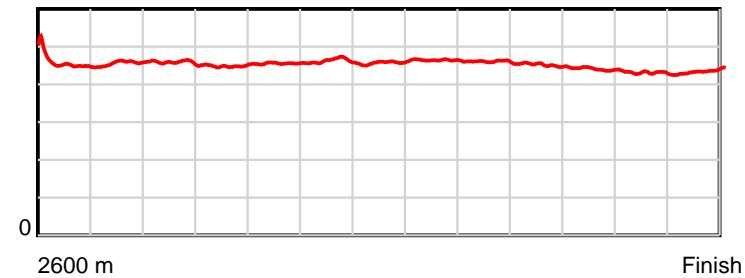
June 09, 2023, Race 8, LIVAMOL HANDICAP TROT, Distance 2600m, Addington - Survey 3200m

Result	TAB no.	Horse (Barrier)	2200m to	2000m to	1800m to	1600m to	1400m to	1200m to	1000m to	800m to	600m to	400m to	200m to	Total or	Margin
1st	5	<b>Unico Vacanza (1)</b>	<b>2000m</b>	<b>1800m</b>	<b>1600m</b>	<b>1400m</b>	<b>1200m</b>	<b>1000m</b>	<b>800m</b>	<b>600m</b>	<b>400m</b>	<b>200m</b>	<b>WP</b>	<b>Average</b>	
		Position in running (margin)	6(12.1)	5(10.1)	5(6.3)	4(4.0)	4(2.1)	2(1.7)	2(0.7)	3(2.1)	2(1.9)	2(1.1)	1(0.0)		0.00
		Sectional time (s)	16.09	14.95	15.70	15.64	15.10	16.27	16.07	14.93	14.50	13.95	14.27		
		Cumulative time (s)	167.47	151.38	136.43	120.73	105.09	89.99	73.72	57.65	42.72	28.22	14.27	3:20.05	
		Speed (m/s)	12.43	13.38	12.74	12.79	13.25	12.29	12.45	13.40	13.79	14.34	14.02	13.00	
		Stride length (m)	5.70	6.00	5.80	5.91	6.06	5.70	5.73	6.04	6.06	6.16	6.11	5.90	
		Stride duration (s)	0.458	0.449	0.455	0.462	0.457	0.464	0.460	0.451	0.439	0.430	0.436	0.454	
		Stride efficiency (%)	50.75	56.34	52.58	54.64	57.38	50.81	51.26	57.00	57.41	59.29	58.36	54.32	
		Stride count	35.10	33.31	34.48	33.82	33.01	35.07	34.92	33.12	33.00	32.47	32.73	440.99	

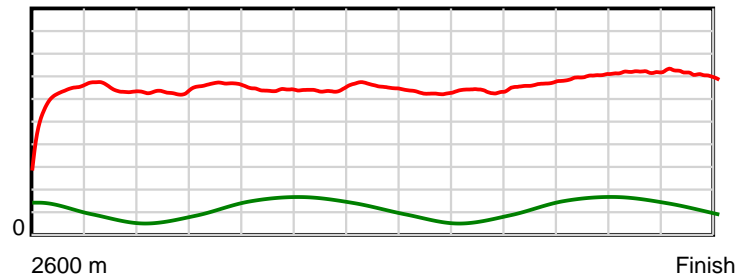
10 m Stride length



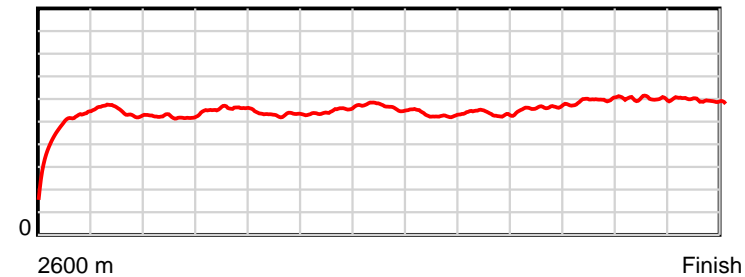
0.6 s Stride duration



20 m/sec Speed



100 % Stride efficiency



Note: Horizontal distance axis grid lines are 200m furlongs.

### Disclaimer.

HRNZ and NZMTC and Thoroughbred Ratings Pty Ltd accepts no responsibility for the completeness or accuracy of any of the information contained herein, and makes no representations about its suitability for any particular purpose. Users should make their own judgements about those matters and/or seek independent advice. You assume all risks associated with use of the data provided on this page.



# Race Results



June 09, 2023, Race 8, LIVAMOL HANDICAP TROT, Distance 2600m, Addington - Survey 3200m

Result	TAB no.	Horse (Barrier)	2600 to	2400m to
2nd	6	<b>Spy Da Moment (3)</b>	<b>2400m</b>	<b>2200m</b>
		Position in running (margin)	-	7(10.8)
		Sectional time (s)	17.42	15.36
		Cumulative time (s)	200.13	182.71
		Speed (m/s)	11.48	13.02
		Stride length (m)	5.69	6.36
		Stride duration (s)	0.467	0.489
		Stride efficiency (%)	50.54	63.19
		Stride count	35.17	31.45

#### Disclaimer.

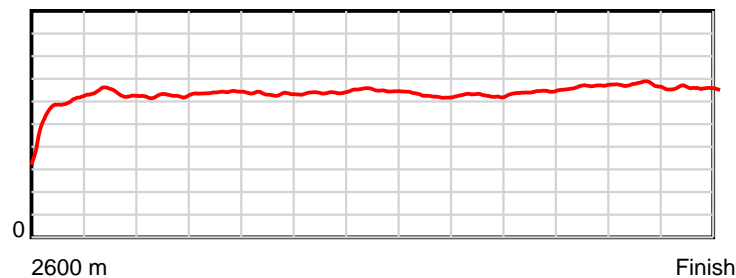
HRNZ and NZMTC and Thoroughbred Ratings Pty Ltd accepts no responsibility for the completeness or accuracy of any of the information contained herein, and makes no representations about its suitability for any particular purpose. Users should make their own judgements about those matters and/or seek independent advice. You assume all risks associated with use of the data provided on this page.

# Race Results

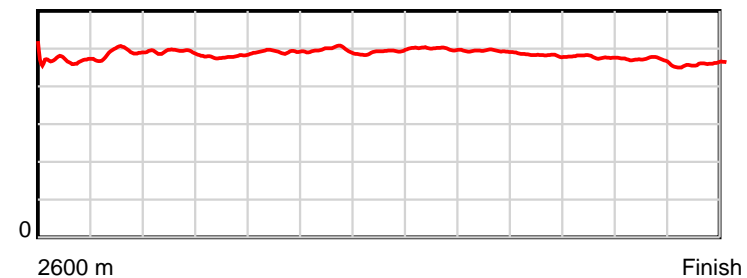
June 09, 2023, Race 8, LIVAMOL HANDICAP TROT, Distance 2600m, Addington - Survey 3200m

Result	TAB no.	Horse (Barrier)	2200m to	2000m to	1800m to	1600m to	1400m to	1200m to	1000m to	800m to	600m to	400m to	200m to	Total or	Margin
2nd	6	<b>Spy Da Moment (3)</b>	<b>2000m</b>	<b>1800m</b>	<b>1600m</b>	<b>1400m</b>	<b>1200m</b>	<b>1000m</b>	<b>800m</b>	<b>600m</b>	<b>400m</b>	<b>200m</b>	<b>WP</b>	<b>Average</b>	
		Position in running (margin)	7(13.4)	7(11.4)	6(7.4)	6(6.0)	6(4.4)	5(4.0)	4(2.3)	4(3.5)	4(3.4)	4(3.2)	3(2.6)		0.50
		Sectional time (s)	16.08	14.91	15.85	15.69	15.09	16.15	16.03	14.95	14.60	14.04	13.96		
		Cumulative time (s)	167.35	151.27	136.36	120.51	104.82	89.73	73.58	57.55	42.60	28.00	13.96	3:20.13	
		Speed (m/s)	12.44	13.41	12.62	12.75	13.25	12.38	12.48	13.38	13.70	14.25	14.33	12.99	
		Stride length (m)	6.12	6.43	6.21	6.33	6.53	6.19	6.15	6.45	6.54	6.66	6.58	6.32	
		Stride duration (s)	0.492	0.479	0.492	0.496	0.492	0.500	0.493	0.482	0.478	0.468	0.460	0.486	
		Stride efficiency (%)	58.57	64.60	60.31	62.53	66.54	59.89	59.17	65.02	66.93	69.40	67.71	62.34	
		Stride count	32.67	31.11	32.19	31.62	30.65	32.31	32.50	31.01	30.56	30.01	30.38	411.63	

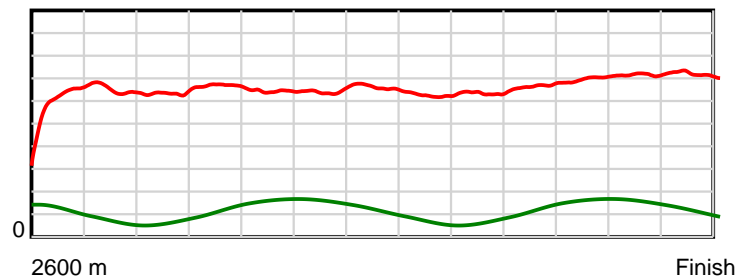
10 m Stride length



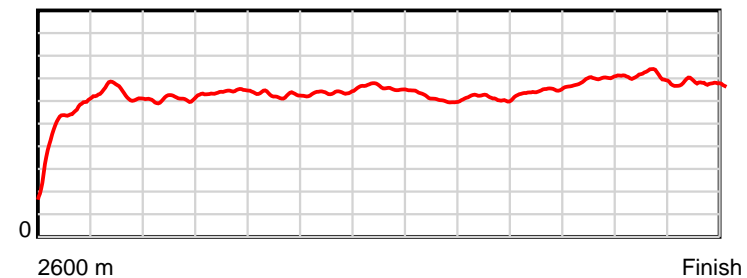
0.6 s Stride duration



20 m/sec Speed



100 % Stride efficiency



Note: Horizontal distance axis grid lines are 200m furlongs.

## Disclaimer.

HRNZ and NZMTC and Thoroughbred Ratings Pty Ltd accepts no responsibility for the completeness or accuracy of any of the information contained herein, and makes no representations about its suitability for any particular purpose. Users should make their own judgements about those matters and/or seek independent advice. You assume all risks associated with use of the data provided on this page.



# Race Results



June 09, 2023, Race 8, LIVAMOL HANDICAP TROT, Distance 2600m, Addington - Survey 3200m

Result	TAB no.	Horse (Barrier)	2600 to	2400m to
3rd	10	<b>Jimmy Carter (2)</b>	<b>2400m</b>	<b>2200m</b>
		Position in running (margin)	-	9(19.9)
		Sectional time (s)	19.10	15.42
		Cumulative time (s)	200.23	181.13
		Speed (m/s)	10.47	12.97
		Stride length (m)	5.83	6.03
		Stride duration (s)	0.465	0.465
		Stride efficiency (%)	53.18	56.83
		Stride count	34.28	33.16

#### Disclaimer.

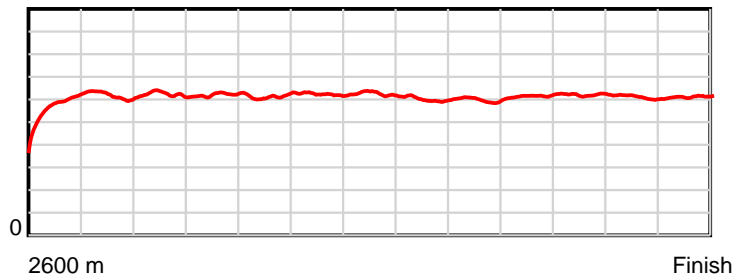
HRNZ and NZMTC and Thoroughbred Ratings Pty Ltd accepts no responsibility for the completeness or accuracy of any of the information contained herein, and makes no representations about its suitability for any particular purpose. Users should make their own judgements about those matters and/or seek independent advice. You assume all risks associated with use of the data provided on this page.

# Race Results

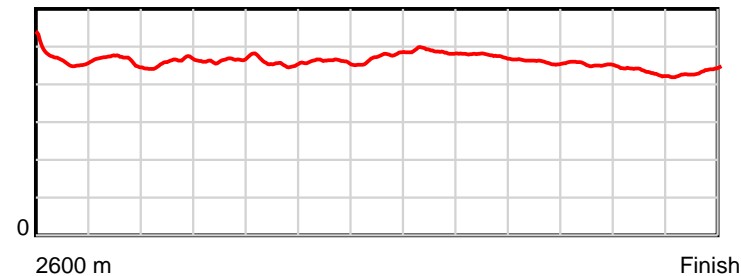
June 09, 2023, Race 8, LIVAMOL HANDICAP TROT, Distance 2600m, Addington - Survey 3200m

Result	TAB no.	Horse (Barrier)	2200m to	2000m to	1800m to	1600m to	1400m to	1200m to	1000m to	800m to	600m to	400m to	200m to	Total or	Margin
3rd	10	<b>Jimmy Carter (2)</b>	<b>2000m</b>	<b>1800m</b>	<b>1600m</b>	<b>1400m</b>	<b>1200m</b>	<b>1000m</b>	<b>800m</b>	<b>600m</b>	<b>400m</b>	<b>200m</b>	<b>WP</b>	<b>Average</b>	
		Position in running (margin)	9(22.8)	8(13.1)	8(9.2)	5(4.6)	1(0.0)	1(0.0)	1(0.0)	1(0.0)	1(0.0)	1(0.0)	2(1.2)		1.00
		Sectional time (s)	14.82	14.92	15.31	15.20	15.16	16.43	15.82	14.97	14.64	14.32	14.12		
		Cumulative time (s)	165.71	150.89	135.97	120.66	105.46	90.30	73.87	58.05	43.08	28.44	14.12	3:20.23	
		Speed (m/s)	13.50	13.40	13.06	13.16	13.19	12.17	12.64	13.36	13.66	13.97	14.16	12.98	
		Stride length (m)	6.20	6.22	5.98	6.06	6.25	5.93	6.01	6.14	6.18	6.03	6.15	6.08	
		Stride duration (s)	0.459	0.464	0.458	0.460	0.474	0.487	0.476	0.459	0.452	0.432	0.434	0.468	
		Stride efficiency (%)	60.02	60.52	55.90	57.35	61.07	54.94	56.46	58.86	59.61	56.75	59.11	57.67	
		Stride count	32.27	32.14	33.44	33.01	31.99	33.73	33.27	32.59	32.38	33.19	32.52	427.97	

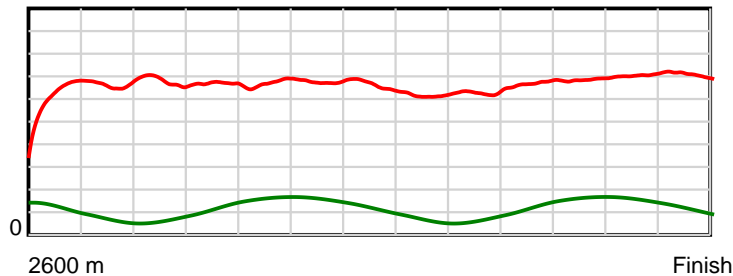
10 m Stride length



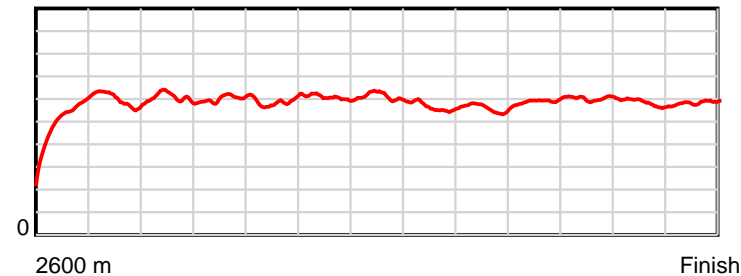
0.6 s Stride duration



20 m/sec Speed



100 % Stride efficiency



Note: Horizontal distance axis grid lines are 200m furlongs.

### Disclaimer.

HRNZ and NZMTC and Thoroughbred Ratings Pty Ltd accepts no responsibility for the completeness or accuracy of any of the information contained herein, and makes no representations about its suitability for any particular purpose. Users should make their own judgements about those matters and/or seek independent advice. You assume all risks associated with use of the data provided on this page.



# Race Results



June 09, 2023, Race 8, LIVAMOL HANDICAP TROT, Distance 2600m, Addington - Survey 3200m

Result	TAB no.	Horse (Barrier)	2600 to	2400m to
4th	8	Wai Key Wee (5)	2400m	2200m
		Position in running (margin)	-	8(15.8)
		Sectional time (s)	18.29	15.55
		Cumulative time (s)	200.37	182.08
		Speed (m/s)	10.93	12.86
		Stride length (m)	0.00	0.00
		Stride duration (s)	0.000	0.000
		Stride efficiency (%)	0.00	0.00
		Stride count	0.00	0.00

#### Disclaimer.

HRNZ and NZMTC and Thoroughbred Ratings Pty Ltd accepts no responsibility for the completeness or accuracy of any of the information contained herein, and makes no representations about its suitability for any particular purpose. Users should make their own judgements about those matters and/or seek independent advice. You assume all risks associated with use of the data provided on this page.






# Race Results

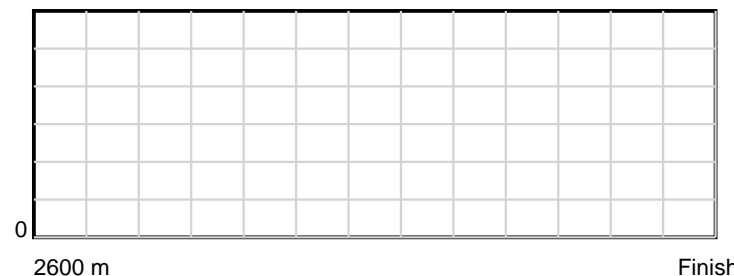
June 09, 2023, Race 8, LIVAMOL HANDICAP TROT, Distance 2600m, Addington - Survey 3200m

Result	TAB no.	Horse (Barrier)	2200m to	2000m to	1800m to	1600m to	1400m to	1200m to	1000m to	800m to	600m to	400m to	200m to	Total or	Margin
4th	8	Wai Key Wee (5)	2000m	1800m	1600m	1400m	1200m	1000m	800m	600m	400m	200m	WP	Average	
		Position in running (margin)	8(19.5)	9(13.2)	9(9.5)	9(8.9)	7(6.6)	7(6.0)	6(4.2)	6(5.6)	6(5.2)	6(5.4)	4(4.4)		1.80
		Sectional time (s)	15.37	14.98	15.97	15.58	15.06	16.13	16.06	14.91	14.66	13.96	13.85		
		Cumulative time (s)	166.53	151.16	136.18	120.21	104.63	89.57	73.44	57.38	42.47	27.81	13.85	3:20.37	
		Speed (m/s)	13.01	13.35	12.52	12.84	13.28	12.40	12.45	13.41	13.64	14.33	14.44	12.98	
		Stride length (m)	0.00	0.00	0.00	0.00	0.00	0.00	0.00	0.00	0.00	0.00	6741.20	86666.67	
		Stride duration (s)	0.000	0.000	0.000	0.000	0.000	0.000	0.000	0.000	0.000	0.000	466.660	6679.126	
		Stride efficiency (%)	0.00	0.00	0.00	0.00	0.00	0.00	0.00	0.00	0.00	0.00	71013096100	737285632.00	
		Stride count	0.00	0.00	0.00	0.00	0.00	0.00	0.00	0.00	0.00	0.00	0.03	0.03	


10 m Stride length




0.6 s Stride duration



20 m/sec Speed



100 % Stride efficiency



Note: Horizontal distance axis grid lines are 200m furlongs.

**Disclaimer.**

HRNZ and NZMTC and Thoroughbred Ratings Pty Ltd accepts no responsibility for the completeness or accuracy of any of the information contained herein, and makes no representations about its suitability for any particular purpose. Users should make their own judgements about those matters and/or seek independent advice. You assume all risks associated with use of the data provided on this page.



# Race Results



June 09, 2023, Race 8, LIVAMOL HANDICAP TROT, Distance 2600m, Addington - Survey 3200m

Result	TAB no.	Horse (Barrier)	2600 to	2400m to
5th	9	Missalyssa (7)	2400m	2200m
		Position in running (margin)	-	6(8.2)
		Sectional time (s)	17.32	15.52
		Cumulative time (s)	200.80	183.48
		Speed (m/s)	11.54	12.89
		Stride length (m)	5.61	6.06
		Stride duration (s)	0.442	0.470
		Stride efficiency (%)	49.23	57.31
		Stride count	35.63	33.03

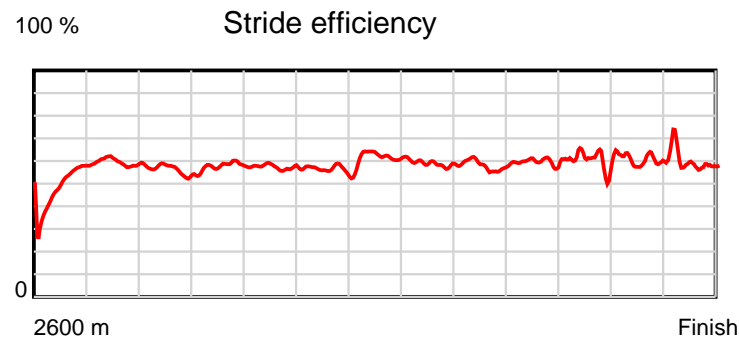
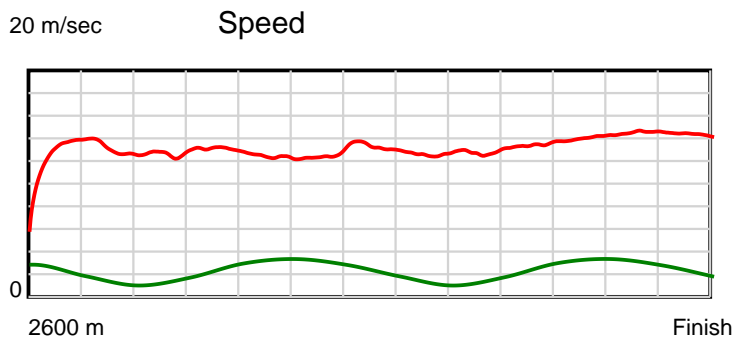
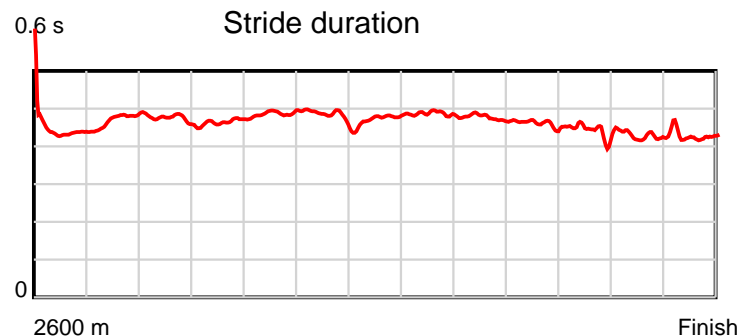
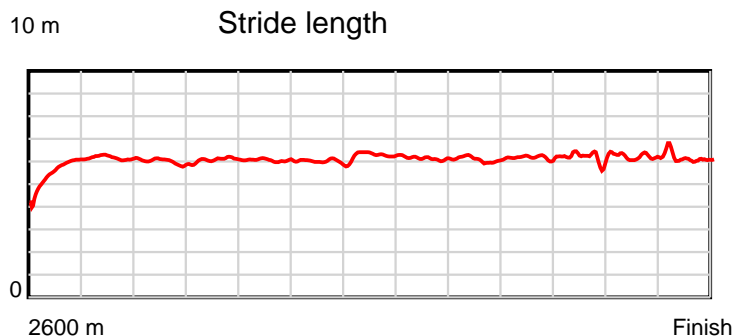
#### Disclaimer.

HRNZ and NZMTC and Thoroughbred Ratings Pty Ltd accepts no responsibility for the completeness or accuracy of any of the information contained herein, and makes no representations about its suitability for any particular purpose. Users should make their own judgements about those matters and/or seek independent advice. You assume all risks associated with use of the data provided on this page.

# Race Results

June 09, 2023, Race 8, LIVAMOL HANDICAP TROT, Distance 2600m, Addington - Survey 3200m

Result	TAB no.	Horse (Barrier)	2200m to	2000m to	1800m to	1600m to	1400m to	1200m to	1000m to	800m to	600m to	400m to	200m to	Total or	Margin
5th	9	Missalyssa (7)	2000m	1800m	1600m	1400m	1200m	1000m	800m	600m	400m	200m	WP	Average	
		Position in running (margin)	5(11.8)	6(10.5)	7(8.6)	8(7.8)	9(6.8)	8(6.4)	8(6.5)	9(8.6)	9(8.4)	8(6.6)	5(5.0)		4.20
		Sectional time (s)	16.22	15.26	15.94	15.80	15.09	16.46	16.17	14.94	14.34	13.87	13.87		
		Cumulative time (s)	167.96	151.74	136.48	120.54	104.74	89.65	73.19	57.02	42.08	27.74	13.87	3:20.80	
		Speed (m/s)	12.33	13.11	12.55	12.66	13.25	12.15	12.37	13.39	13.95	14.42	14.42	12.95	
		Stride length (m)	5.85	6.09	6.11	6.12	6.26	5.91	5.89	6.15	6.12	6.14	6.15	6.03	
		Stride duration (s)	0.474	0.465	0.487	0.484	0.472	0.486	0.476	0.459	0.439	0.426	0.426	0.466	
		Stride efficiency (%)	53.45	57.95	58.27	58.61	61.14	54.50	54.16	59.05	58.47	58.98	59.05	56.80	
		Stride count	34.20	32.84	32.75	32.66	31.97	33.87	33.97	32.53	32.70	32.55	32.54	431.24	



Note: Horizontal distance axis grid lines are 200m furlongs.

#### Disclaimer.

HRNZ and NZMTC and Thoroughbred Ratings Pty Ltd accepts no responsibility for the completeness or accuracy of any of the information contained herein, and makes no representations about its suitability for any particular purpose. Users should make their own judgements about those matters and/or seek independent advice. You assume all risks associated with use of the data provided on this page.



# Race Results



June 09, 2023, Race 8, LIVAMOL HANDICAP TROT, Distance 2600m, Addington - Survey 3200m

Result	TAB no.	Horse (Barrier)	2600 to	2400m to
6th	1	<b>T K Megastar (4)</b>	<b>2400m</b>	<b>2200m</b>
		Position in running (margin)	-	2(0.9)
		Sectional time (s)	15.83	15.61
		Cumulative time (s)	201.33	185.50
		Speed (m/s)	12.63	12.81
		Stride length (m)	5.43	5.74
		Stride duration (s)	0.429	0.448
		Stride efficiency (%)	45.99	51.45
		Stride count	36.87	34.86

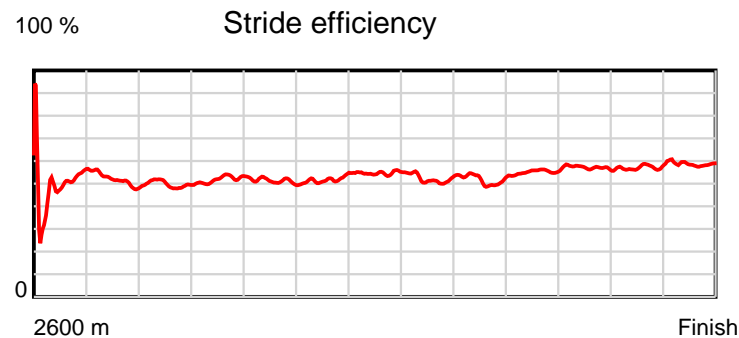
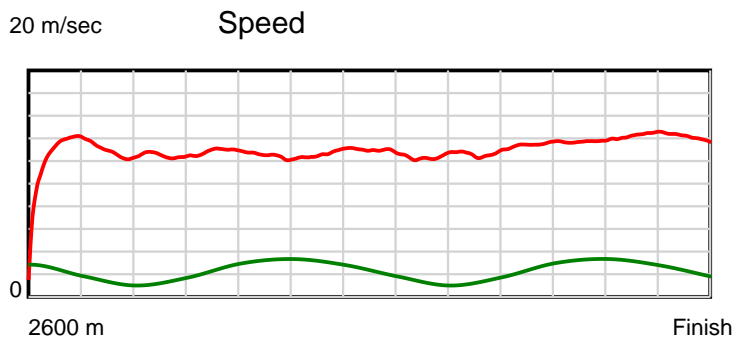
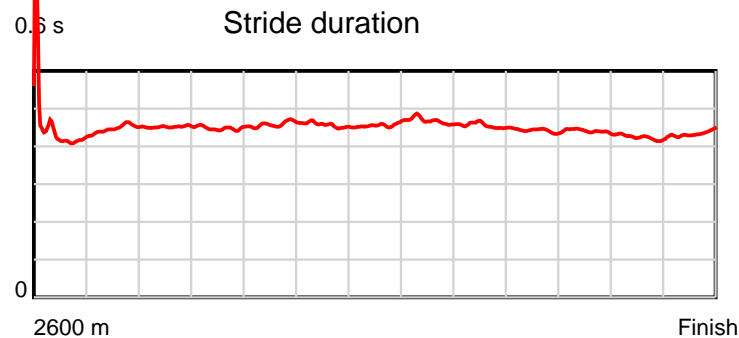
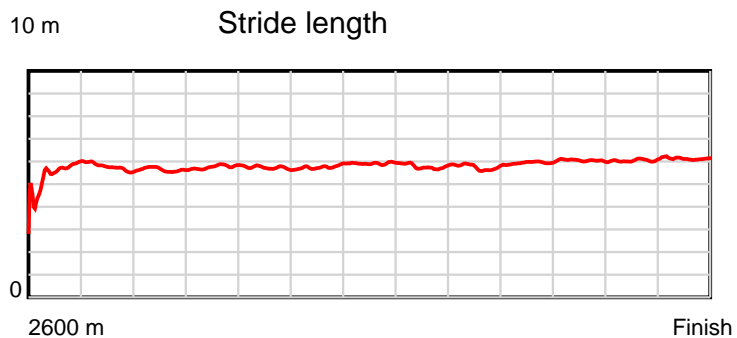
#### Disclaimer.

HRNZ and NZMTC and Thoroughbred Ratings Pty Ltd accepts no responsibility for the completeness or accuracy of any of the information contained herein, and makes no representations about its suitability for any particular purpose. Users should make their own judgements about those matters and/or seek independent advice. You assume all risks associated with use of the data provided on this page.

# Race Results

June 09, 2023, Race 8, LIVAMOL HANDICAP TROT, Distance 2600m, Addington - Survey 3200m

Result	TAB no.	Horse (Barrier)	2200m to	2000m to	1800m to	1600m to	1400m to	1200m to	1000m to	800m to	600m to	400m to	200m to	Total or	Margin
6th	1	T K Megastar (4)	2000m	1800m	1600m	1400m	1200m	1000m	800m	600m	400m	200m	WP	Average	
		Position in running (margin)	2(5.0)	2(3.2)	3(2.8)	3(3.8)	5(3.0)	6(5.3)	7(4.8)	7(6.1)	7(5.7)	7(6.4)	7(6.9)		7.10
		Sectional time (s)	16.13	15.52	16.23	15.83	15.55	16.35	16.04	14.91	14.76	14.21	14.36		
		Cumulative time (s)	169.89	153.76	138.24	122.01	106.18	90.63	74.28	58.24	43.33	28.57	14.36	3:21.33	
		Speed (m/s)	12.40	12.89	12.32	12.63	12.86	12.23	12.47	13.41	13.55	14.07	13.93	12.91	
		Stride length (m)	5.60	5.78	5.65	5.77	5.87	5.72	5.68	5.92	5.97	5.95	6.07	5.78	
		Stride duration (s)	0.451	0.449	0.459	0.457	0.456	0.467	0.455	0.442	0.441	0.423	0.436	0.447	
		Stride efficiency (%)	48.93	52.20	49.96	52.04	53.79	51.07	50.34	54.86	55.72	55.36	57.61	52.12	
		Stride count	35.74	34.60	35.37	34.66	34.09	34.98	35.24	33.76	33.49	33.60	32.94	450.20	



Note: Horizontal distance axis grid lines are 200m furlongs.

**Disclaimer.**

HRNZ and NZMTC and Thoroughbred Ratings Pty Ltd accepts no responsibility for the completeness or accuracy of any of the information contained herein, and makes no representations about its suitability for any particular purpose. Users should make their own judgements about those matters and/or seek independent advice. You assume all risks associated with use of the data provided on this page.



# Race Results



June 09, 2023, Race 8, LIVAMOL HANDICAP TROT, Distance 2600m, Addington - Survey 3200m

Result	TAB no.	Horse (Barrier)	2600 to	2400m to
7th	2	<b>The Bloss (6)</b>	<b>2400m</b>	<b>2200m</b>
		Position in running (margin)	-	1(0.0)
		Sectional time (s)	15.58	14.93
		Cumulative time (s)	201.61	186.03
		Speed (m/s)	12.83	13.40
		Stride length (m)	5.56	5.96
		Stride duration (s)	0.429	0.445
		Stride efficiency (%)	48.28	55.58
		Stride count	35.98	33.54

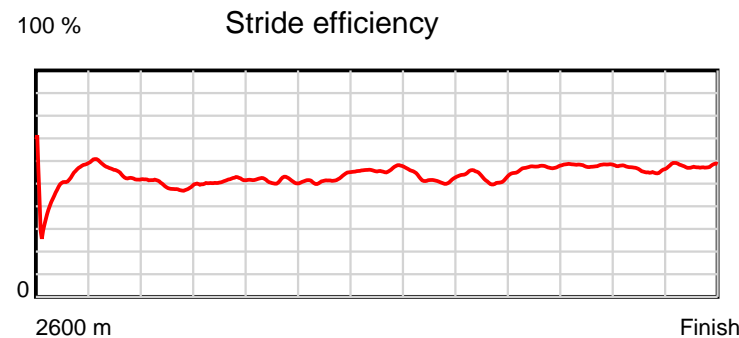
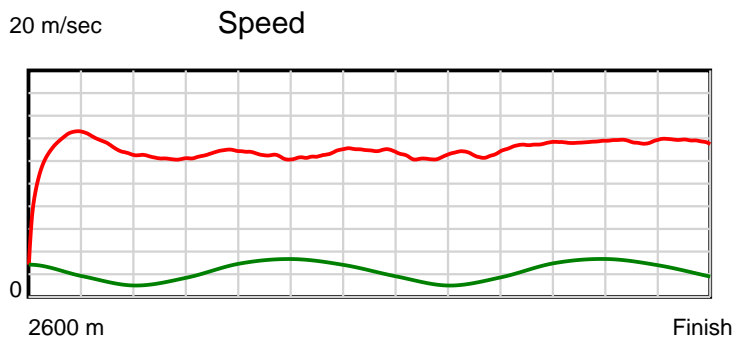
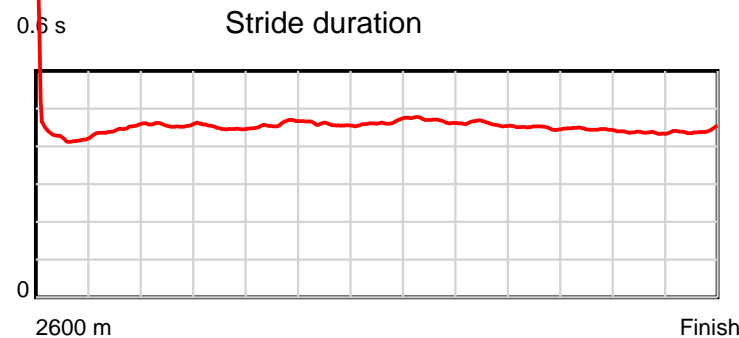
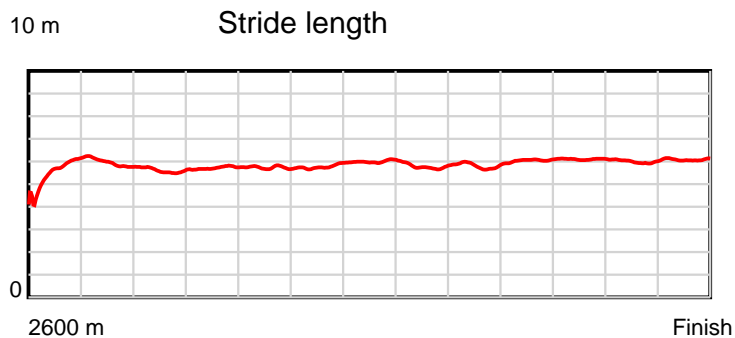
#### Disclaimer.

HRNZ and NZMTC and Thoroughbred Ratings Pty Ltd accepts no responsibility for the completeness or accuracy of any of the information contained herein, and makes no representations about its suitability for any particular purpose. Users should make their own judgements about those matters and/or seek independent advice. You assume all risks associated with use of the data provided on this page.

# Race Results

June 09, 2023, Race 8, LIVAMOL HANDICAP TROT, Distance 2600m, Addington - Survey 3200m

Result	TAB no.	Horse (Barrier)	2200m to	2000m to	1800m to	1600m to	1400m to	1200m to	1000m to	800m to	600m to	400m to	200m to	Total or	Margin
7th	2	<b>The Bloss (6)</b>	<b>2000m</b>	<b>1800m</b>	<b>1600m</b>	<b>1400m</b>	<b>1200m</b>	<b>1000m</b>	<b>800m</b>	<b>600m</b>	<b>400m</b>	<b>200m</b>	<b>WP</b>	<b>Average</b>	
		Position in running (margin)	1(0.0)	1(0.0)	2(1.0)	2(2.2)	3(1.9)	4(3.9)	5(2.4)	5(4.1)	5(3.8)	5(5.1)	8(7.1)		8.70
		Sectional time (s)	16.43	15.75	16.28	15.91	15.49	16.19	16.10	14.92	14.86	14.47	14.70		
		Cumulative time (s)	171.10	154.67	138.92	122.64	106.73	91.24	75.05	58.95	44.03	29.17	14.70	3:21.61	
		Speed (m/s)	12.17	12.70	12.29	12.57	12.91	12.35	12.42	13.40	13.46	13.82	13.61	12.90	
		Stride length (m)	5.55	5.72	5.64	5.77	5.98	5.80	5.72	6.03	6.00	6.03	6.01	5.82	
		Stride duration (s)	0.456	0.450	0.459	0.459	0.463	0.469	0.460	0.449	0.446	0.437	0.442	0.451	
		Stride efficiency (%)	48.17	51.06	49.67	52.01	55.79	52.48	51.12	56.73	56.26	56.89	56.45	52.97	
		Stride count	36.02	34.99	35.47	34.67	33.47	34.51	34.97	33.19	33.33	33.15	33.28	446.57	



Note: Horizontal distance axis grid lines are 200m furlongs.

#### Disclaimer.

HRNZ and NZMTC and Thoroughbred Ratings Pty Ltd accepts no responsibility for the completeness or accuracy of any of the information contained herein, and makes no representations about its suitability for any particular purpose. Users should make their own judgements about those matters and/or seek independent advice. You assume all risks associated with use of the data provided on this page.



# Race Results



June 09, 2023, Race 8, LIVAMOL HANDICAP TROT, Distance 2600m, Addington - Survey 3200m

Result	TAB no.	Horse (Barrier)	2600 to	2400m to
8th	7	<b>The Fox (0)</b>	<b>2400m</b>	<b>2200m</b>
		Position in running (margin)	-	3(2.0)
		Sectional time (s)	15.58	15.91
		Cumulative time (s)	204.24	188.66
		Speed (m/s)	12.83	12.57
		Stride length (m)	5.90	6.14
		Stride duration (s)	0.445	0.488
		Stride efficiency (%)	54.42	58.85
		Stride count	33.89	32.59

#### Disclaimer.

HRNZ and NZMTC and Thoroughbred Ratings Pty Ltd accepts no responsibility for the completeness or accuracy of any of the information contained herein, and makes no representations about its suitability for any particular purpose. Users should make their own judgements about those matters and/or seek independent advice. You assume all risks associated with use of the data provided on this page.

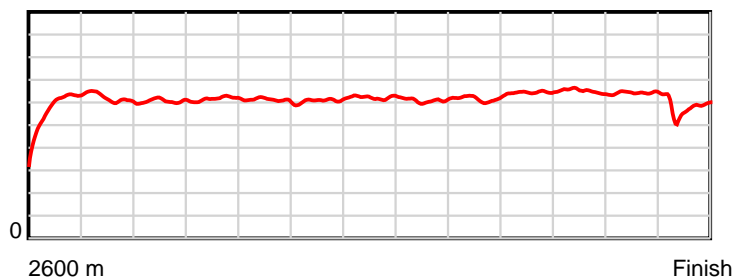


# Race Results

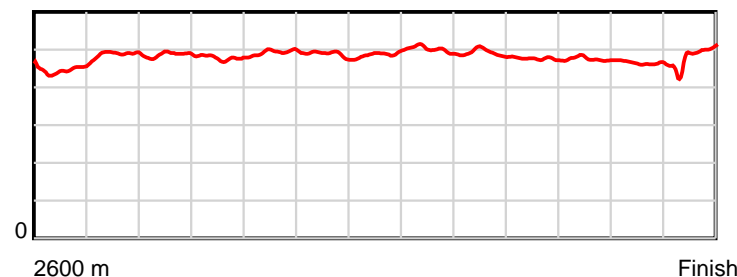
June 09, 2023, Race 8, LIVAMOL HANDICAP TROT, Distance 2600m, Addington - Survey 3200m

Result	TAB no.	Horse (Barrier)	2200m to	2000m to	1800m to	1600m to	1400m to	1200m to	1000m to	800m to	600m to	400m to	200m to	Total or	Margin
8th	7	The Fox (0)	2000m	1800m	1600m	1400m	1200m	1000m	800m	600m	400m	200m	WP	Average	
		Position in running (margin)	3(7.9)	3(5.6)	4(5.1)	7(7.4)	8(6.8)	9(8.8)	9(8.0)	8(7.3)	8(6.4)	9(9.5)	9(12.8)		23.30
		Sectional time (s)	16.04	15.49	16.45	15.87	15.50	16.30	15.71	14.82	15.16	14.68	16.73		
		Cumulative time (s)	172.75	156.71	141.22	124.77	108.90	93.40	77.10	61.39	46.57	31.41	16.73	3:24.24	
		Speed (m/s)	12.47	12.91	12.16	12.60	12.90	12.27	12.73	13.50	13.19	13.62	11.95	12.73	
		Stride length (m)	6.07	6.17	5.99	6.15	6.30	6.15	6.26	6.43	6.26	6.32	5.75	6.14	
		Stride duration (s)	0.487	0.478	0.493	0.488	0.488	0.501	0.491	0.476	0.475	0.464	0.481	0.482	
		Stride efficiency (%)	57.50	59.57	56.08	59.07	61.93	59.03	61.18	64.52	61.30	62.43	51.66	58.90	
		Stride count	32.97	32.39	33.38	32.53	31.77	32.54	31.96	31.12	31.93	31.64	34.78	423.49	

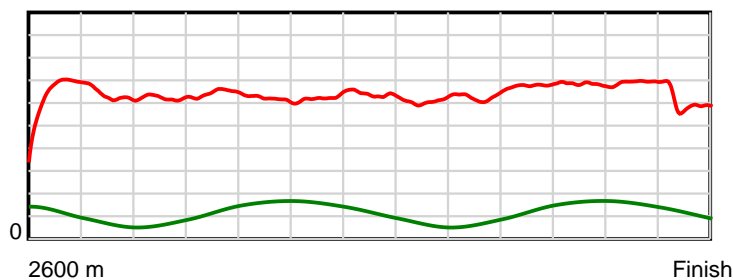
10 m Stride length



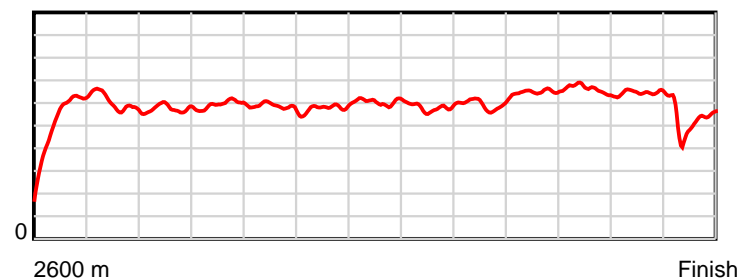
0.6 s Stride duration



20 m/sec Speed



100 % Stride efficiency



Note: Horizontal distance axis grid lines are 200m furlongs.

## Disclaimer.

HRNZ and NZMTC and Thoroughbred Ratings Pty Ltd accepts no responsibility for the completeness or accuracy of any of the information contained herein, and makes no representations about its suitability for any particular purpose. Users should make their own judgements about those matters and/or seek independent advice. You assume all risks associated with use of the data provided on this page.



# Race Results



June 09, 2023, Race 8, LIVAMOL HANDICAP TROT, Distance 2600m, Addington - Survey 3200m

Result	TAB no.	Horse (Barrier)	2600 to	2400m to
9th	4	<b>Majestic Jag (8)</b>	<b>2400m</b>	<b>2200m</b>
		Position in running (margin)	-	4(7.0)
		Sectional time (s)	15.33	15.33
		Cumulative time (s)	207.60	192.27
		Speed (m/s)	13.04	13.05
		Stride length (m)	5.15	5.60
		Stride duration (s)	0.416	0.429
		Stride efficiency (%)	41.52	48.96
		Stride count	38.80	35.73

#### Disclaimer.

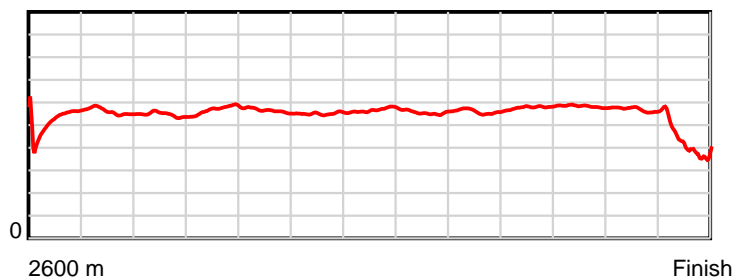
HRNZ and NZMTC and Thoroughbred Ratings Pty Ltd accepts no responsibility for the completeness or accuracy of any of the information contained herein, and makes no representations about its suitability for any particular purpose. Users should make their own judgements about those matters and/or seek independent advice. You assume all risks associated with use of the data provided on this page.

# Race Results

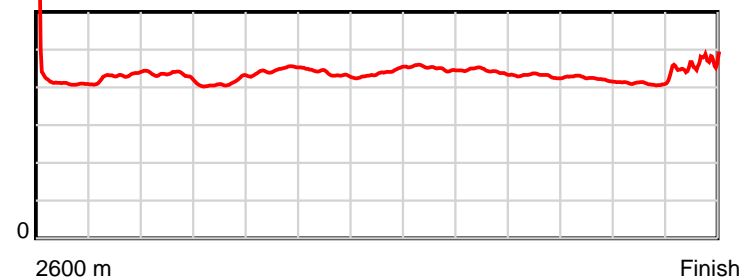
June 09, 2023, Race 8, LIVAMOL HANDICAP TROT, Distance 2600m, Addington - Survey 3200m

Result	TAB no.	Horse (Barrier)	2200m to	2000m to	1800m to	1600m to	1400m to	1200m to	1000m to	800m to	600m to	400m to	200m to	Total or	Margin
9th	4	Majestic Jag (8)	2000m	1800m	1600m	1400m	1200m	1000m	800m	600m	400m	200m	WP	Average	
		Position in running (margin)	4(9.5)	4(6.9)	1(0.0)	1(0.0)	2(0.1)	3(2.1)	3(0.8)	2(2.1)	3(2.0)	3(3.1)	6(5.7)		42.00
		Sectional time (s)	15.99	14.44	16.07	15.98	15.50	16.22	16.04	14.95	14.82	14.57	22.36		
		Cumulative time (s)	176.94	160.95	146.51	130.44	114.46	98.96	82.74	66.70	51.75	36.93	22.36	3:27.60	
		Speed (m/s)	12.51	13.85	12.45	12.52	12.90	12.33	12.47	13.38	13.50	13.73	8.94	12.52	
		Stride length (m)	5.43	5.71	5.55	5.48	5.66	5.56	5.53	5.76	5.71	5.64	4.09	5.41	
		Stride duration (s)	0.434	0.412	0.446	0.438	0.439	0.451	0.443	0.430	0.423	0.411	0.457	0.432	
		Stride efficiency (%)	46.04	50.86	48.10	46.85	50.13	48.32	47.77	51.84	50.96	49.70	26.10	45.74	
		Stride count	36.84	35.06	36.05	36.53	35.31	35.96	36.17	34.72	35.02	35.46	48.93	480.58	

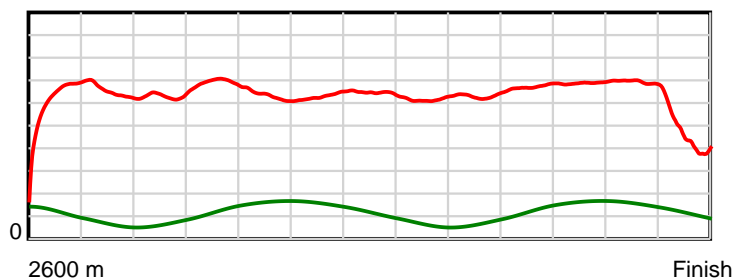
10 m Stride length



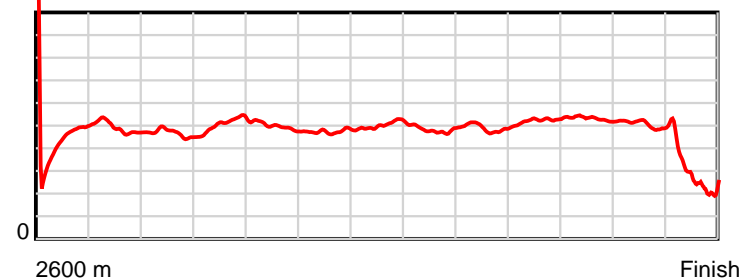
0.6 s Stride duration



20 m/sec Speed



100 % Stride efficiency



Note: Horizontal distance axis grid lines are 200m furlongs.

## Disclaimer.

HRNZ and NZMTC and Thoroughbred Ratings Pty Ltd accepts no responsibility for the completeness or accuracy of any of the information contained herein, and makes no representations about its suitability for any particular purpose. Users should make their own judgements about those matters and/or seek independent advice. You assume all risks associated with use of the data provided on this page.