



Race Results

NZ Metropolitan Trotting Club Inc, HRNZ, June 09, 2023

Compilation date: June 9, 2023, 9:44:04 PM (NZST)

Copyright © 2023 HRNZ and NZMTC. All rights reserved.

Trademarks.

StrideMASTER is a registered trademark of Thoroughbred Ratings Pty Ltd.

Disclaimer.

HRNZ and NZMTC and Thoroughbred Ratings Pty Ltd accepts no responsibility for the completeness or accuracy of any of the information contained herein, and makes no representations about its suitability for any particular purpose. Users should make their own judgements about those matters and/or seek independent advice. You assume all risks associated with use of the data provided on this page.



Race Results



June 09, 2023, Race 1, IRT. YOUR HORSE. OUR PASSION. TROT, Distance 2600m, Addington - Survey 3200m

Result	TAB no.	Horse (Barrier)	2600 to	2400m to
1st	3	Sandfly Bay (7)	2400m	2200m
		Position in running (margin)	-	9(9.3)
		Sectional time (s)	18.73	16.03
		Cumulative time (s)	202.14	183.41
		Speed (m/s)	10.68	12.48
		Stride length (m)	4.88	5.76
		Stride duration (s)	0.454	0.462
		Stride efficiency (%)	37.24	51.91
		Stride count	40.97	34.70

Disclaimer.

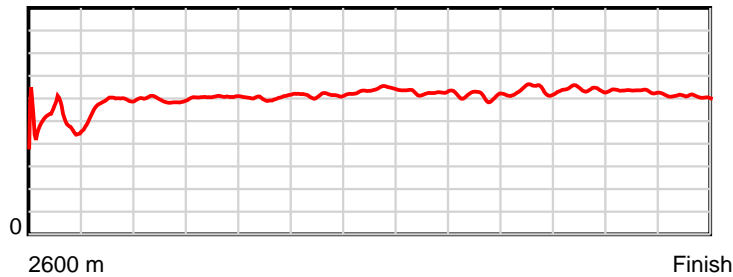
HRNZ and NZMTC and Thoroughbred Ratings Pty Ltd accepts no responsibility for the completeness or accuracy of any of the information contained herein, and makes no representations about its suitability for any particular purpose. Users should make their own judgements about those matters and/or seek independent advice. You assume all risks associated with use of the data provided on this page.

Race Results

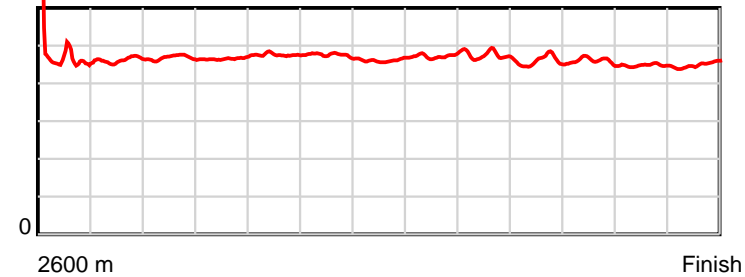
June 09, 2023, Race 1, IRT. YOUR HORSE. OUR PASSION. TROT, Distance 2600m, Addington - Survey 3200m

Result	TAB no.	Horse (Barrier)	2200m to	2000m to	1800m to	1600m to	1400m to	1200m to	1000m to	800m to	600m to	400m to	200m to	Total or	Margin
1st	3	Sandfly Bay (7)	2000m	1800m	1600m	1400m	1200m	1000m	800m	600m	400m	200m	WP	Average	
		Position in running (margin)	9(17.0)	9(17.3)	8(12.4)	9(10.1)	10(9.9)	9(11.8)	8(10.0)	8(10.5)	7(8.3)	6(6.7)	3(3.4)		0.00
		Sectional time (s)	16.10	15.45	15.95	15.41	14.47	15.48	15.89	14.57	14.71	14.36	14.99		
		Cumulative time (s)	167.38	151.28	135.83	119.88	104.47	90.00	74.52	58.63	44.06	29.35	14.99	3:22.14	
		Speed (m/s)	12.42	12.94	12.54	12.98	13.82	12.92	12.59	13.73	13.60	13.93	13.34	12.86	
		Stride length (m)	5.81	6.03	5.96	6.17	6.37	6.12	5.96	6.29	6.25	6.23	6.02	5.96	
		Stride duration (s)	0.468	0.466	0.475	0.475	0.461	0.473	0.474	0.458	0.460	0.447	0.451	0.464	
		Stride efficiency (%)	52.82	56.78	55.52	59.41	63.40	58.44	55.57	61.79	61.09	60.60	56.58	55.56	
		Stride count	34.40	33.18	33.55	32.44	31.40	32.70	33.54	31.80	31.99	32.12	33.24	436.03	

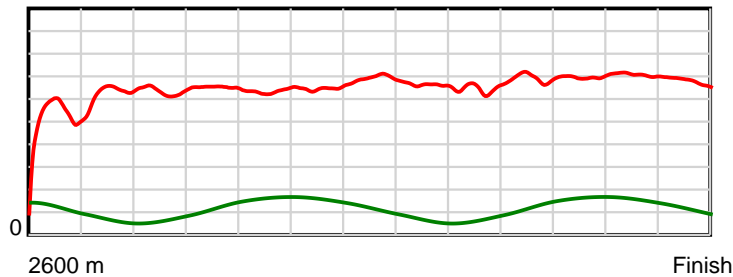
10 m Stride length



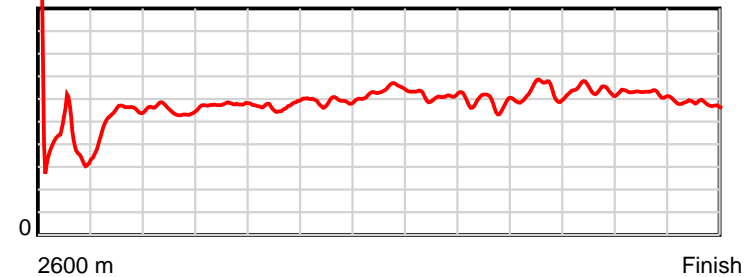
0.5 s Stride duration



20 m/sec Speed



100 % Stride efficiency



Note: Horizontal distance axis grid lines are 200m furlongs.

Disclaimer.

HRNZ and NZMTC and Thoroughbred Ratings Pty Ltd accepts no responsibility for the completeness or accuracy of any of the information contained herein, and makes no representations about its suitability for any particular purpose. Users should make their own judgements about those matters and/or seek independent advice. You assume all risks associated with use of the data provided on this page.



Race Results



June 09, 2023, Race 1, IRT. YOUR HORSE. OUR PASSION. TROT, Distance 2600m, Addington - Survey 3200m

Result	TAB no.	Horse (Barrier)	2600 to	2400m to
2nd	10	Murano (1)	2400m	2200m
		Position in running (margin)	-	6(6.9)
		Sectional time (s)	18.44	15.74
		Cumulative time (s)	202.22	183.78
		Speed (m/s)	10.85	12.71
		Stride length (m)	5.43	5.65
		Stride duration (s)	0.445	0.445
		Stride efficiency (%)	46.02	49.88
		Stride count	36.85	35.40

Disclaimer.

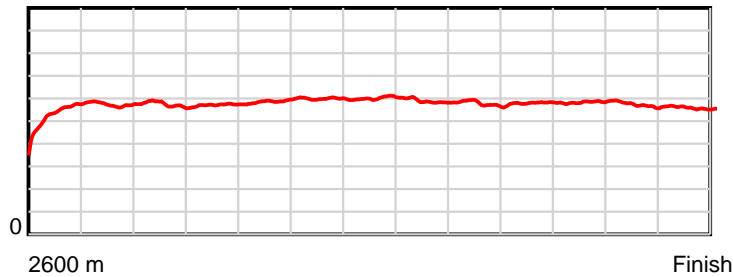
HRNZ and NZMTC and Thoroughbred Ratings Pty Ltd accepts no responsibility for the completeness or accuracy of any of the information contained herein, and makes no representations about its suitability for any particular purpose. Users should make their own judgements about those matters and/or seek independent advice. You assume all risks associated with use of the data provided on this page.

Race Results

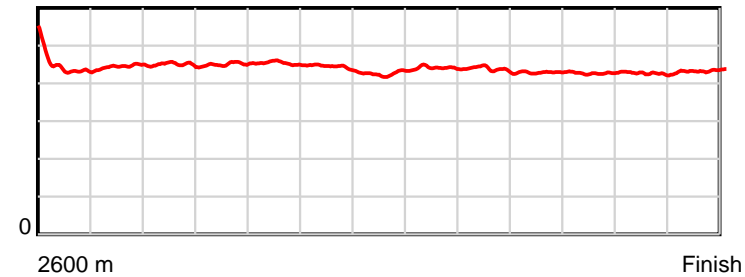
June 09, 2023, Race 1, IRT. YOUR HORSE. OUR PASSION. TROT, Distance 2600m, Addington - Survey 3200m

Result	TAB no.	Horse (Barrier)	2200m to	2000m to	1800m to	1600m to	1400m to	1200m to	1000m to	800m to	600m to	400m to	200m to	Total or	Margin
2nd	10	Murano (1)	2000m	1800m	1600m	1400m	1200m	1000m	800m	600m	400m	200m	WP	Average	
		Position in running (margin)	6(12.8)	6(13.7)	7(10.8)	6(7.7)	5(4.1)	4(4.6)	2(1.5)	2(0.6)	2(0.0)	1(0.0)	1(0.0)		0.50
		Sectional time (s)	16.21	15.77	15.81	14.85	14.23	15.29	15.65	14.84	14.98	14.90	15.51		
		Cumulative time (s)	168.04	151.83	136.06	120.25	105.40	91.17	75.88	60.23	45.39	30.41	15.51	3:22.22	
		Speed (m/s)	12.34	12.68	12.65	13.47	14.05	13.08	12.78	13.48	13.35	13.42	12.89	12.86	
		Stride length (m)	5.55	5.72	5.73	5.98	5.99	5.77	5.58	5.79	5.70	5.72	5.59	5.70	
		Stride duration (s)	0.450	0.451	0.453	0.444	0.427	0.441	0.437	0.429	0.427	0.426	0.434	0.444	
		Stride efficiency (%)	48.09	51.13	51.25	55.79	56.15	52.03	48.74	52.34	50.85	51.06	48.88	50.84	
		Stride count	36.05	34.96	34.92	33.47	33.36	34.66	35.81	34.56	35.06	34.99	35.76	455.85	

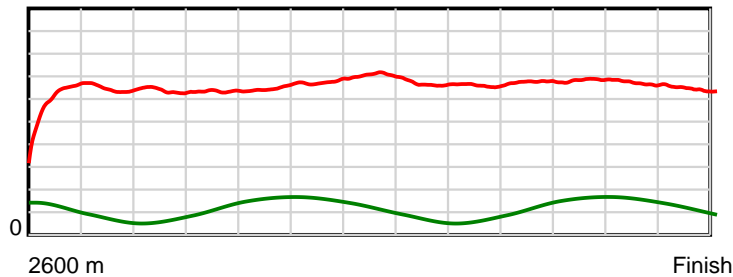
10 m Stride length



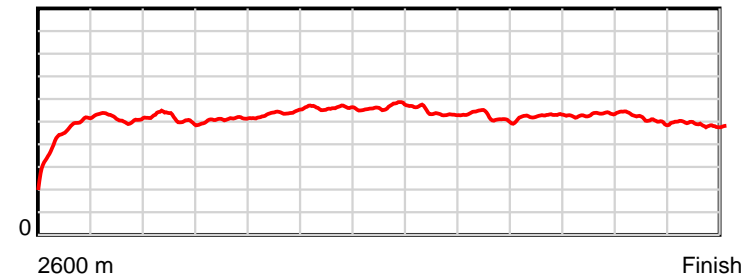
0.6 s Stride duration



20 m/sec Speed



100 % Stride efficiency



Note: Horizontal distance axis grid lines are 200m furlongs.

Disclaimer.

HRNZ and NZMTC and Thoroughbred Ratings Pty Ltd accepts no responsibility for the completeness or accuracy of any of the information contained herein, and makes no representations about its suitability for any particular purpose. Users should make their own judgements about those matters and/or seek independent advice. You assume all risks associated with use of the data provided on this page.



Race Results



June 09, 2023, Race 1, IRT. YOUR HORSE. OUR PASSION. TROT, Distance 2600m, Addington - Survey 3200m

Result	TAB no.	Horse (Barrier)	2600 to	2400m to
3rd	1	Sinner Cool (5)	2400m	2200m
		Position in running (margin)	-	1(0.0)
		Sectional time (s)	17.38	14.96
		Cumulative time (s)	202.24	184.86
		Speed (m/s)	11.51	13.37
		Stride length (m)	5.01	5.65
		Stride duration (s)	0.433	0.422
		Stride efficiency (%)	39.17	49.81
		Stride count	39.95	35.43

Disclaimer.

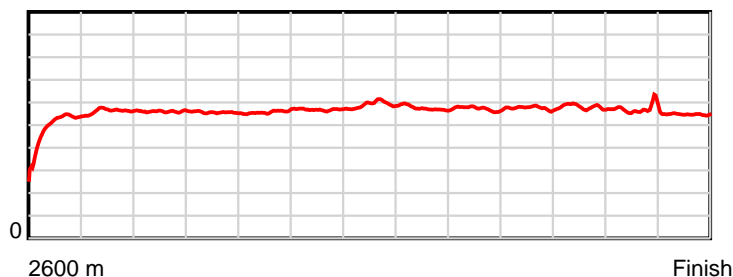
HRNZ and NZMTC and Thoroughbred Ratings Pty Ltd accepts no responsibility for the completeness or accuracy of any of the information contained herein, and makes no representations about its suitability for any particular purpose. Users should make their own judgements about those matters and/or seek independent advice. You assume all risks associated with use of the data provided on this page.

Race Results

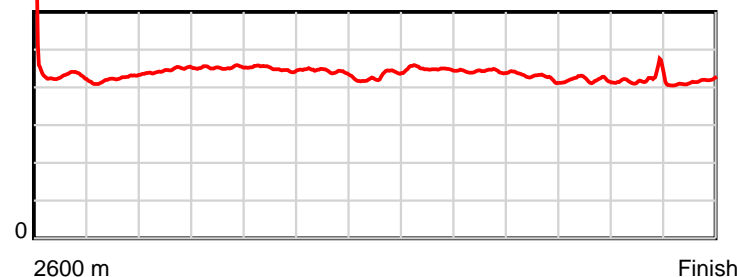
June 09, 2023, Race 1, IRT. YOUR HORSE. OUR PASSION. TROT, Distance 2600m, Addington - Survey 3200m

Result	TAB no.	Horse (Barrier)	2200m to	2000m to	1800m to	1600m to	1400m to	1200m to	1000m to	800m to	600m to	400m to	200m to	Total or	Margin
3rd	1	Sinner Cool (5)	2000m	1800m	1600m	1400m	1200m	1000m	800m	600m	400m	200m	WP	Average	
		Position in running (margin)	2(1.2)	2(2.5)	2(2.3)	2(2.0)	3(1.6)	3(4.2)	5(4.3)	5(3.9)	4(3.5)	3(2.3)	2(2.1)		0.60
		Sectional time (s)	16.27	16.24	16.27	15.39	14.57	15.82	15.74	14.87	14.78	14.88	15.07		
		Cumulative time (s)	169.90	153.63	137.39	121.12	105.73	91.16	75.34	59.60	44.73	29.95	15.07	3:22.24	
		Speed (m/s)	12.29	12.32	12.29	13.00	13.73	12.64	12.71	13.45	13.53	13.44	13.27	12.86	
		Stride length (m)	5.48	5.57	5.52	5.75	5.89	5.68	5.63	5.75	5.68	5.64	5.50	5.59	
		Stride duration (s)	0.445	0.452	0.449	0.443	0.429	0.450	0.443	0.427	0.420	0.419	0.415	0.435	
		Stride efficiency (%)	46.86	48.49	47.68	51.71	54.24	50.47	49.45	51.59	50.43	49.67	47.32	48.79	
		Stride count	36.52	35.90	36.21	34.77	33.95	35.19	35.55	34.81	35.21	35.47	36.34	465.30	

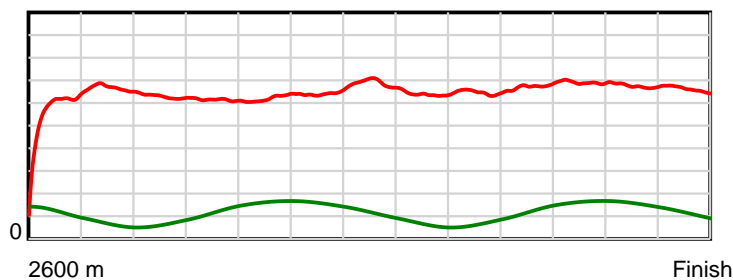
10 m Stride length



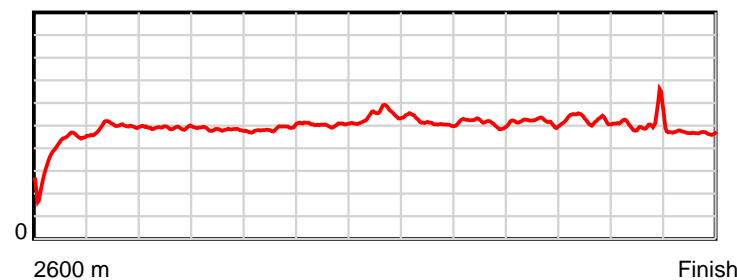
0.6 s Stride duration



20 m/sec Speed



100 % Stride efficiency



Note: Horizontal distance axis grid lines are 200m furlongs.

Disclaimer.

HRNZ and NZMTC and Thoroughbred Ratings Pty Ltd accepts no responsibility for the completeness or accuracy of any of the information contained herein, and makes no representations about its suitability for any particular purpose. Users should make their own judgements about those matters and/or seek independent advice. You assume all risks associated with use of the data provided on this page.



Race Results



June 09, 2023, Race 1, IRT. YOUR HORSE. OUR PASSION. TROT, Distance 2600m, Addington - Survey 3200m

Result	TAB no.	Horse (Barrier)	2600 to	2400m to
4th	6	Rachmaninov (10)	2400m	2200m
		Position in running (margin)	-	3(2.1)
		Sectional time (s)	17.61	15.06
		Cumulative time (s)	202.95	185.34
		Speed (m/s)	11.36	13.28
		Stride length (m)	5.63	6.26
		Stride duration (s)	0.491	0.471
		Stride efficiency (%)	49.49	61.21
		Stride count	35.54	31.96

Disclaimer.

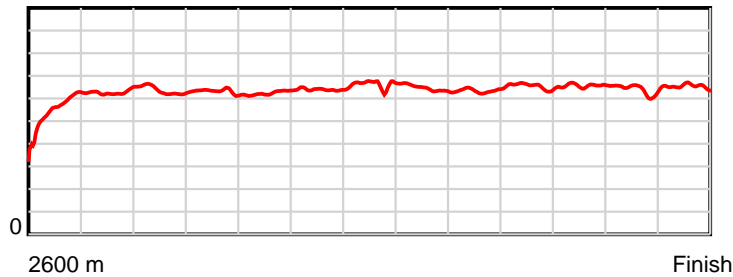
HRNZ and NZMTC and Thoroughbred Ratings Pty Ltd accepts no responsibility for the completeness or accuracy of any of the information contained herein, and makes no representations about its suitability for any particular purpose. Users should make their own judgements about those matters and/or seek independent advice. You assume all risks associated with use of the data provided on this page.

Race Results

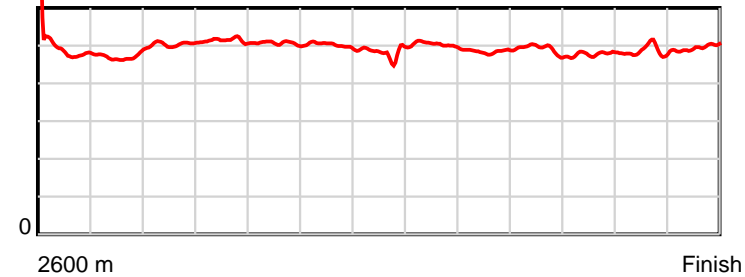
June 09, 2023, Race 1, IRT. YOUR HORSE. OUR PASSION. TROT, Distance 2600m, Addington - Survey 3200m

Result	TAB no.	Horse (Barrier)	2200m to	2000m to	1800m to	1600m to	1400m to	1200m to	1000m to	800m to	600m to	400m to	200m to	Total or	Margin
4th	6	Rachmaninov (10)	2000m	1800m	1600m	1400m	1200m	1000m	800m	600m	400m	200m	WP	Average	
		Position in running (margin)	3(4.0)	3(4.8)	3(4.5)	3(3.9)	4(3.4)	5(5.9)	6(6.0)	6(6.0)	5(6.6)	5(5.3)	5(5.9)		4.50
		Sectional time (s)	16.19	16.22	16.23	15.36	14.57	15.82	15.80	15.03	14.77	15.00	15.29		
		Cumulative time (s)	170.28	154.09	137.87	121.64	106.28	91.71	75.89	60.09	45.06	30.29	15.29	3:22.95	
		Speed (m/s)	12.35	12.33	12.32	13.02	13.73	12.64	12.66	13.31	13.54	13.33	13.08	12.81	
		Stride length (m)	6.23	6.33	6.24	6.53	6.60	6.36	6.13	6.52	6.48	6.49	6.48	6.32	
		Stride duration (s)	0.504	0.514	0.506	0.501	0.481	0.503	0.485	0.490	0.478	0.487	0.495	0.493	
		Stride efficiency (%)	60.59	62.65	60.81	66.62	68.17	63.27	58.76	66.45	65.52	65.85	65.63	62.40	
		Stride count	32.12	31.59	32.06	30.63	30.28	31.43	32.62	30.67	30.89	30.81	30.86	411.46	

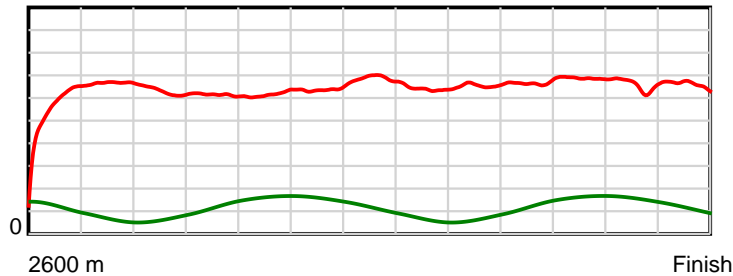
10 m Stride length



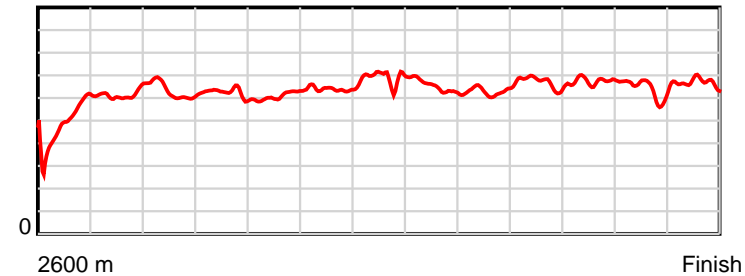
0.6 s Stride duration



20 m/sec Speed



100 % Stride efficiency



Note: Horizontal distance axis grid lines are 200m furlongs.

Disclaimer.

HRNZ and NZMTC and Thoroughbred Ratings Pty Ltd accepts no responsibility for the completeness or accuracy of any of the information contained herein, and makes no representations about its suitability for any particular purpose. Users should make their own judgements about those matters and/or seek independent advice. You assume all risks associated with use of the data provided on this page.



Race Results



June 09, 2023, Race 1, IRT. YOUR HORSE. OUR PASSION. TROT, Distance 2600m, Addington - Survey 3200m

Result	TAB no.	Horse (Barrier)	2600 to	2400m to
5th	9	Kahntdoitalone (3)	2400m	2200m
		Position in running (margin)	-	2(0.1)
		Sectional time (s)	17.33	14.73
		Cumulative time (s)	202.96	185.63
		Speed (m/s)	11.54	13.58
		Stride length (m)	5.76	6.23
		Stride duration (s)	0.468	0.459
		Stride efficiency (%)	51.92	60.70
		Stride count	34.70	32.09

Disclaimer.

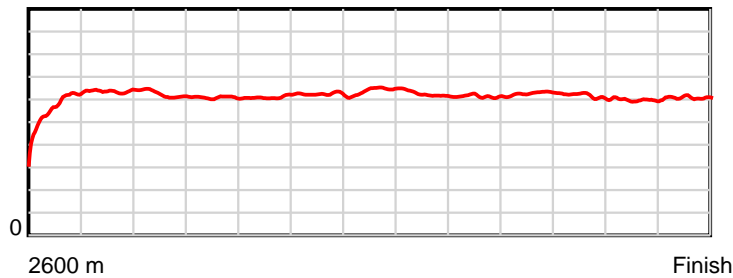
HRNZ and NZMTC and Thoroughbred Ratings Pty Ltd accepts no responsibility for the completeness or accuracy of any of the information contained herein, and makes no representations about its suitability for any particular purpose. Users should make their own judgements about those matters and/or seek independent advice. You assume all risks associated with use of the data provided on this page.

Race Results

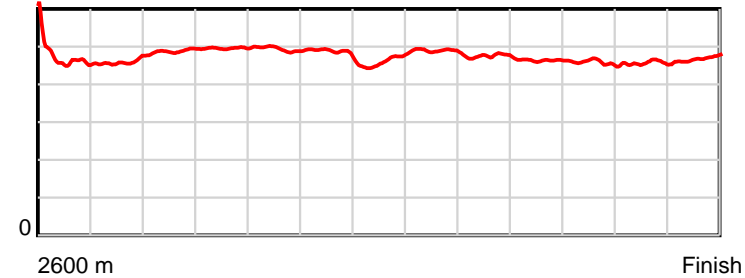
June 09, 2023, Race 1, IRT. YOUR HORSE. OUR PASSION. TROT, Distance 2600m, Addington - Survey 3200m

Result	TAB no.	Horse (Barrier)	2200m to	2000m to	1800m to	1600m to	1400m to	1200m to	1000m to	800m to	600m to	400m to	200m to	Total or	Margin
5th	9	Kahntdoitalone (3)	2000m	1800m	1600m	1400m	1200m	1000m	800m	600m	400m	200m	WP	Average	
		Position in running (margin)	1(0.0)	1(0.0)	1(0.0)	1(0.0)	1(0.0)	2(2.4)	3(2.8)	3(2.4)	3(2.0)	4(2.8)	4(4.1)		4.60
		Sectional time (s)	16.05	16.26	16.33	15.45	14.55	15.86	15.74	14.87	15.11	15.12	15.56		
		Cumulative time (s)	170.90	154.85	138.59	122.26	106.81	92.26	76.40	60.66	45.79	30.68	15.56	3:22.96	
		Speed (m/s)	12.46	12.30	12.25	12.94	13.75	12.61	12.71	13.45	13.24	13.23	12.85	12.81	
		Stride length (m)	6.08	6.10	6.04	6.29	6.34	6.17	6.03	6.23	6.06	6.03	6.02	6.10	
		Stride duration (s)	0.488	0.496	0.493	0.486	0.461	0.489	0.474	0.464	0.458	0.456	0.469	0.476	
		Stride efficiency (%)	57.79	58.11	57.06	61.86	62.81	59.54	56.80	60.73	57.36	56.89	56.65	58.22	
		Stride count	32.89	32.80	33.10	31.79	31.55	32.40	33.17	32.08	33.01	33.15	33.22	425.95	

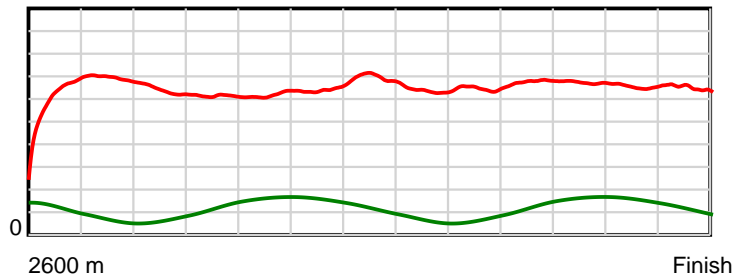
10 m Stride length



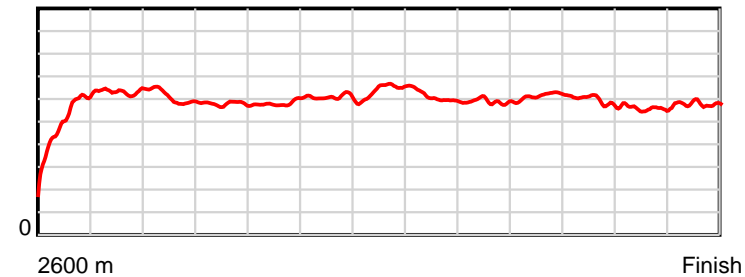
0.6 s Stride duration



20 m/sec Speed



100 % Stride efficiency



Note: Horizontal distance axis grid lines are 200m furlongs.

Disclaimer.

HRNZ and NZMTC and Thoroughbred Ratings Pty Ltd accepts no responsibility for the completeness or accuracy of any of the information contained herein, and makes no representations about its suitability for any particular purpose. Users should make their own judgements about those matters and/or seek independent advice. You assume all risks associated with use of the data provided on this page.



Race Results



June 09, 2023, Race 1, IRT. YOUR HORSE. OUR PASSION. TROT, Distance 2600m, Addington - Survey 3200m

Result	TAB no.	Horse (Barrier)	2600 to	2400m to
6th	8	Tom Brady (4)	2400m	2200m
		Position in running (margin)	-	8(8.9)
		Sectional time (s)	18.72	15.84
		Cumulative time (s)	204.22	185.50
		Speed (m/s)	10.68	12.63
		Stride length (m)	5.85	6.24
		Stride duration (s)	0.494	0.494
		Stride efficiency (%)	53.49	60.79
		Stride count	34.18	32.07

Disclaimer.

HRNZ and NZMTC and Thoroughbred Ratings Pty Ltd accepts no responsibility for the completeness or accuracy of any of the information contained herein, and makes no representations about its suitability for any particular purpose. Users should make their own judgements about those matters and/or seek independent advice. You assume all risks associated with use of the data provided on this page.



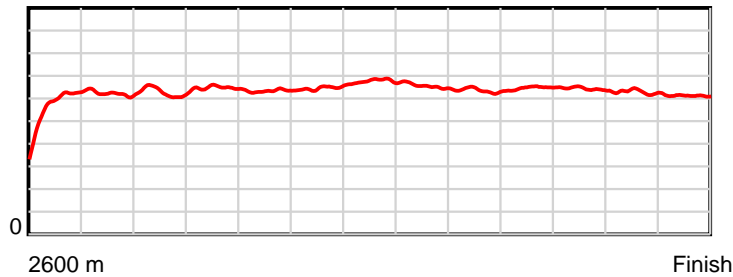
Race Results



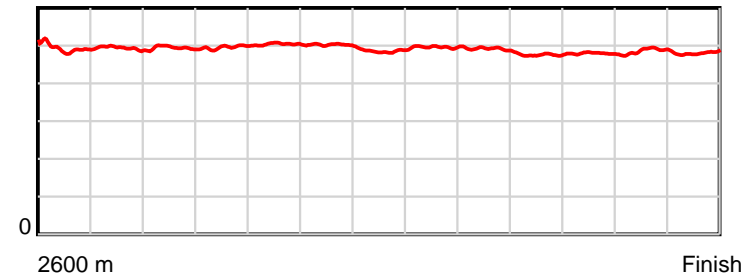
June 09, 2023, Race 1, IRT. YOUR HORSE. OUR PASSION. TROT, Distance 2600m, Addington - Survey 3200m

Result	TAB no.	Horse (Barrier)	2200m to	2000m to	1800m to	1600m to	1400m to	1200m to	1000m to	800m to	600m to	400m to	200m to	Total or	Margin
6th	8	Tom Brady (4)	2000m	1800m	1600m	1400m	1200m	1000m	800m	600m	400m	200m	WP	Average	
		Position in running (margin)	8(15.4)	8(15.7)	6(10.5)	7(9.3)	8(8.1)	8(10.1)	7(8.8)	7(9.0)	6(7.9)	7(8.1)	6(9.8)		11.60
		Sectional time (s)	16.10	15.39	16.13	15.26	14.49	15.58	15.83	14.76	15.02	15.18	15.92		
		Cumulative time (s)	169.66	153.56	138.17	122.04	106.78	92.29	76.71	60.88	46.12	31.10	15.92	3:24.22	
		Speed (m/s)	12.42	13.00	12.40	13.11	13.80	12.84	12.63	13.55	13.32	13.18	12.56	12.73	
		Stride length (m)	6.13	6.45	6.24	6.59	6.70	6.37	6.20	6.44	6.38	6.41	6.04	6.30	
		Stride duration (s)	0.493	0.496	0.503	0.503	0.486	0.496	0.491	0.475	0.479	0.486	0.480	0.495	
		Stride efficiency (%)	58.66	64.94	60.88	67.80	70.19	63.46	60.13	64.87	63.62	64.14	56.95	62.08	
		Stride count	32.64	31.02	32.04	30.36	29.84	31.38	32.24	31.04	31.34	31.22	33.13	412.50	

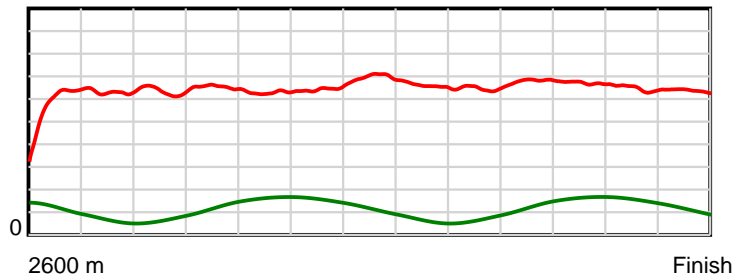
10 m Stride length



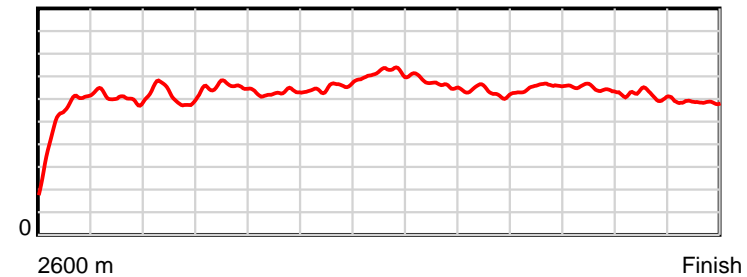
0.6 s Stride duration



20 m/sec Speed



100 % Stride efficiency



Note: Horizontal distance axis grid lines are 200m furlongs.

Disclaimer.

HRNZ and NZMTC and Thoroughbred Ratings Pty Ltd accepts no responsibility for the completeness or accuracy of any of the information contained herein, and makes no representations about its suitability for any particular purpose. Users should make their own judgements about those matters and/or seek independent advice. You assume all risks associated with use of the data provided on this page.



Race Results



June 09, 2023, Race 1, IRT. YOUR HORSE. OUR PASSION. TROT, Distance 2600m, Addington - Survey 3200m

Result	TAB no.	Horse (Barrier)	2600 to	2400m to
7th	11	Vincenzo (0)	2400m	2200m
		Position in running (margin)	-	7(8.4)
		Sectional time (s)	18.79	15.76
		Cumulative time (s)	206.61	187.82
		Speed (m/s)	10.64	12.69
		Stride length (m)	5.68	6.04
		Stride duration (s)	0.475	0.476
		Stride efficiency (%)	50.50	57.01
		Stride count	35.18	33.11

Disclaimer.

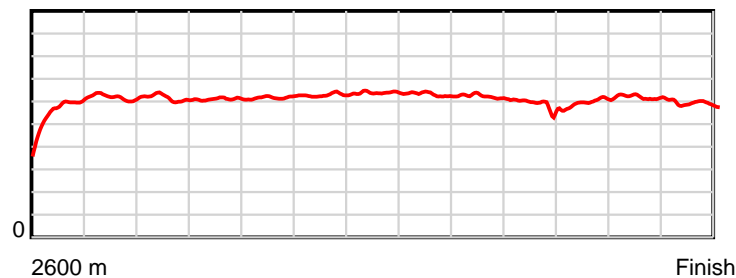
HRNZ and NZMTC and Thoroughbred Ratings Pty Ltd accepts no responsibility for the completeness or accuracy of any of the information contained herein, and makes no representations about its suitability for any particular purpose. Users should make their own judgements about those matters and/or seek independent advice. You assume all risks associated with use of the data provided on this page.

Race Results

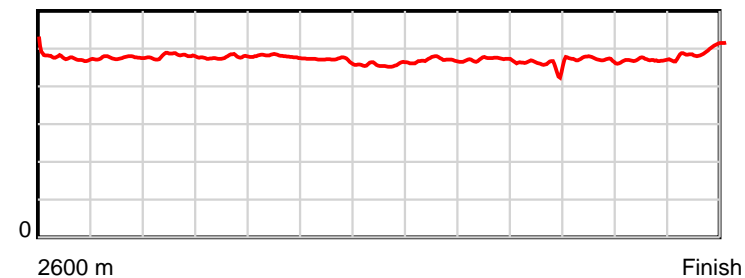
June 09, 2023, Race 1, IRT. YOUR HORSE. OUR PASSION. TROT, Distance 2600m, Addington - Survey 3200m

Result	TAB no.	Horse (Barrier)	2200m to	2000m to	1800m to	1600m to	1400m to	1200m to	1000m to	800m to	600m to	400m to	200m to	Total or	Margin
7th	11	Vincenzo (0)	2000m	1800m	1600m	1400m	1200m	1000m	800m	600m	400m	200m	WP	Average	
		Position in running (margin)	7(14.4)	7(15.3)	9(12.6)	8(10.0)	7(6.5)	7(7.8)	4(4.0)	4(3.2)	8(8.5)	8(14.9)	8(17.2)		24.80
		Sectional time (s)	16.20	15.83	15.89	14.86	14.37	15.15	15.67	15.83	16.06	15.27	16.93		
		Cumulative time (s)	172.06	155.86	140.03	124.14	109.28	94.91	79.76	64.09	48.26	32.20	16.93	3:26.61	
		Speed (m/s)	12.35	12.63	12.59	13.46	13.92	13.20	12.76	12.63	12.45	13.10	11.81	12.58	
		Stride length (m)	5.94	6.03	6.04	6.32	6.37	6.20	6.02	5.81	5.86	6.14	5.88	6.02	
		Stride duration (s)	0.481	0.477	0.480	0.470	0.458	0.470	0.471	0.460	0.471	0.469	0.498	0.478	
		Stride efficiency (%)	55.08	56.77	56.96	62.42	63.40	60.05	56.56	52.73	53.67	58.98	54.00	56.61	
		Stride count	33.69	33.18	33.13	31.65	31.40	32.26	33.24	34.43	34.13	32.56	34.02	431.98	

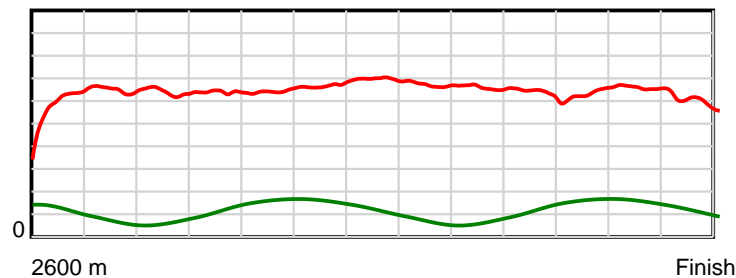
10 m Stride length



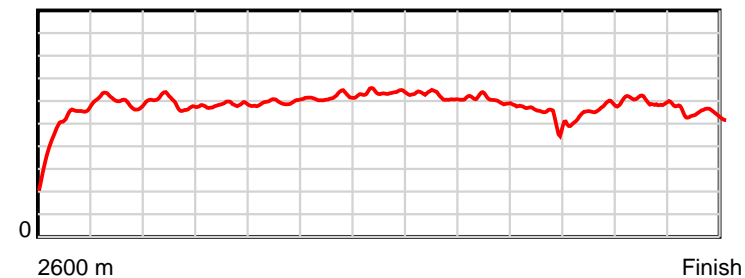
0.6 s Stride duration



20 m/sec Speed



100 % Stride efficiency



Note: Horizontal distance axis grid lines are 200m furlongs.

Disclaimer.

HRNZ and NZMTC and Thoroughbred Ratings Pty Ltd accepts no responsibility for the completeness or accuracy of any of the information contained herein, and makes no representations about its suitability for any particular purpose. Users should make their own judgements about those matters and/or seek independent advice. You assume all risks associated with use of the data provided on this page.



Race Results



June 09, 2023, Race 1, IRT. YOUR HORSE. OUR PASSION. TROT, Distance 2600m, Addington - Survey 3200m

Result	TAB no.	Horse (Barrier)	2600 to	2400m to
8th	5	Hot Saucy Bett... (9)	2400m	2200m
		Position in running (margin)	-	10(13.5)
		Sectional time (s)	19.52	15.35
		Cumulative time (s)	207.50	187.98
		Speed (m/s)	10.25	13.03
		Stride length (m)	4.87	6.10
		Stride duration (s)	0.471	0.468
		Stride efficiency (%)	37.09	58.16
		Stride count	41.05	32.78

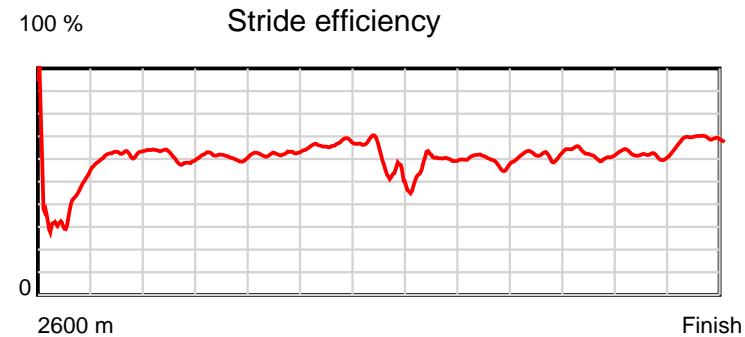
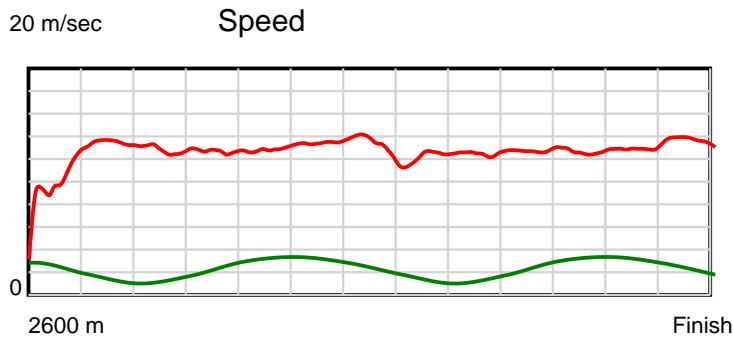
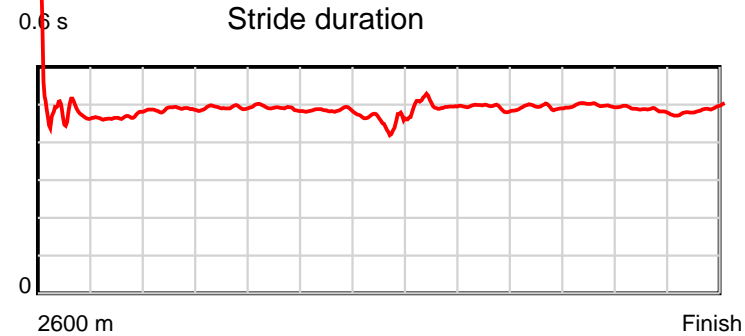
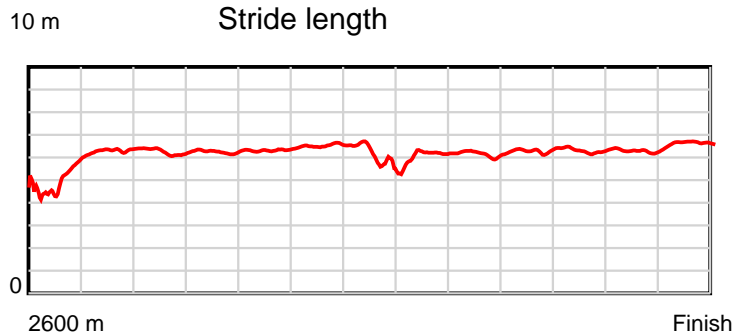
Disclaimer.

HRNZ and NZMTC and Thoroughbred Ratings Pty Ltd accepts no responsibility for the completeness or accuracy of any of the information contained herein, and makes no representations about its suitability for any particular purpose. Users should make their own judgements about those matters and/or seek independent advice. You assume all risks associated with use of the data provided on this page.

Race Results

June 09, 2023, Race 1, IRT. YOUR HORSE. OUR PASSION. TROT, Distance 2600m, Addington - Survey 3200m

Result	TAB no.	Horse (Barrier)	2200m to	2000m to	1800m to	1600m to	1400m to	1200m to	1000m to	800m to	600m to	400m to	200m to	Total or	Margin
8th	5	Hot Saucy Bett... (9)	2000m	1800m	1600m	1400m	1200m	1000m	800m	600m	400m	200m	WP	Average	
		Position in running (margin)	10(17.1)	10(17.9)	11(14.8)	10(11.8)	9(9.0)	11(16.0)	11(21.6)	10(24.5)	10(28.8)	10(34.4)	10(36.6)		29.80
		Sectional time (s)	16.20	15.74	15.84	14.98	15.33	16.73	16.28	15.64	15.92	15.27	14.70		
		Cumulative time (s)	172.63	156.43	140.69	124.85	109.87	94.54	77.81	61.53	45.89	29.97	14.70	3:27.50	
		Speed (m/s)	12.35	12.71	12.63	13.35	13.05	11.95	12.29	12.79	12.56	13.10	13.61	12.53	
		Stride length (m)	6.02	6.26	6.19	6.47	5.72	5.97	6.05	6.31	6.26	6.35	6.64	6.06	
		Stride duration (s)	0.487	0.493	0.490	0.484	0.438	0.500	0.492	0.494	0.498	0.485	0.488	0.484	
		Stride efficiency (%)	56.62	61.22	59.96	65.41	51.04	55.75	57.12	62.31	61.30	63.00	68.89	57.40	
		Stride count	33.23	31.95	32.29	30.91	34.99	33.49	33.08	31.67	31.93	31.50	30.12	428.99	



Note: Horizontal distance axis grid lines are 200m furlongs.

Disclaimer.

HRNZ and NZMTC and Thoroughbred Ratings Pty Ltd accepts no responsibility for the completeness or accuracy of any of the information contained herein, and makes no representations about its suitability for any particular purpose. Users should make their own judgements about those matters and/or seek independent advice. You assume all risks associated with use of the data provided on this page.



Race Results



June 09, 2023, Race 1, IRT. YOUR HORSE. OUR PASSION. TROT, Distance 2600m, Addington - Survey 3200m

Result	TAB no.	Horse (Barrier)	2600 to	2400m to
9th	12	Ellatine (2)	2400m	2200m
		Position in running (margin)	-	5(5.8)
		Sectional time (s)	18.32	15.58
		Cumulative time (s)	208.08	189.76
		Speed (m/s)	10.92	12.84
		Stride length (m)	5.66	6.04
		Stride duration (s)	0.482	0.471
		Stride efficiency (%)	50.09	57.06
		Stride count	35.33	33.10

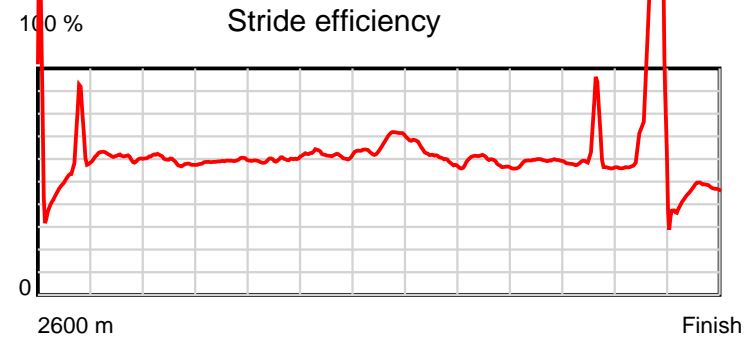
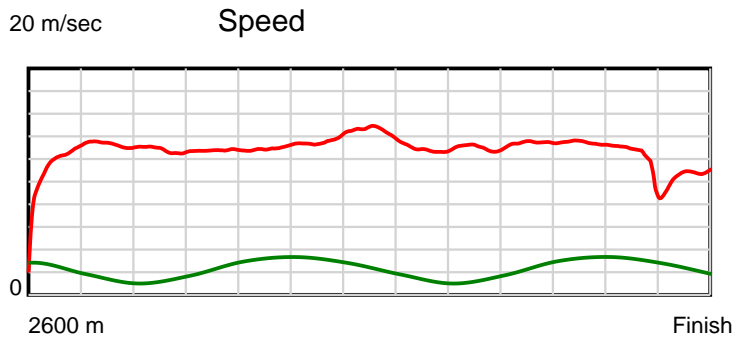
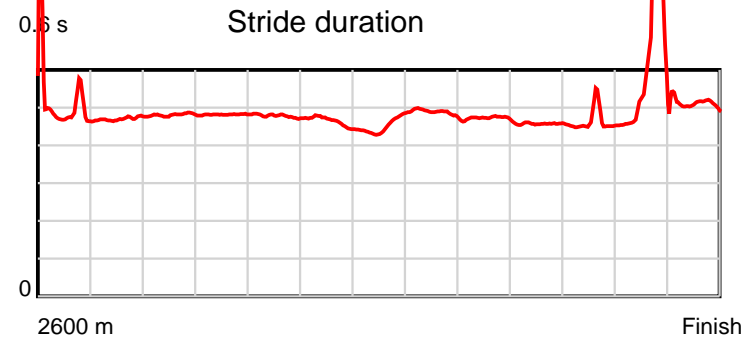
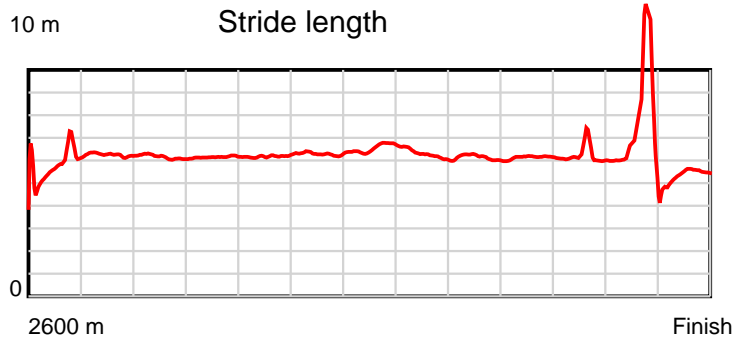
Disclaimer.

HRNZ and NZMTC and Thoroughbred Ratings Pty Ltd accepts no responsibility for the completeness or accuracy of any of the information contained herein, and makes no representations about its suitability for any particular purpose. Users should make their own judgements about those matters and/or seek independent advice. You assume all risks associated with use of the data provided on this page.

Race Results

June 09, 2023, Race 1, IRT. YOUR HORSE. OUR PASSION. TROT, Distance 2600m, Addington - Survey 3200m

Result	TAB no.	Horse (Barrier)	2200m to	2000m to	1800m to	1600m to	1400m to	1200m to	1000m to	800m to	600m to	400m to	200m to	Total or	Margin
9th	12	Ellatine (2)	2000m	1800m	1600m	1400m	1200m	1000m	800m	600m	400m	200m	WP	Average	
		Position in running (margin)	5(10.7)	5(11.6)	5(8.8)	5(5.6)	2(0.9)	1(0.0)	1(0.0)	1(0.0)	1(0.0)	2(0.9)	7(16.5)		33.00
		Sectional time (s)	16.20	15.80	15.81	14.66	14.00	15.80	15.80	14.94	15.12	17.50	18.55		
		Cumulative time (s)	174.18	157.98	142.18	126.37	111.71	97.71	81.91	66.11	51.17	36.05	18.55	3:28.08	
		Speed (m/s)	12.35	12.66	12.65	13.64	14.29	12.66	12.66	13.39	13.23	11.43	10.78	12.50	
		Stride length (m)	5.93	6.10	6.03	6.28	6.53	6.14	5.96	6.12	6.05	6.13	5.44	6.02	
		Stride duration (s)	0.480	0.482	0.477	0.461	0.457	0.485	0.471	0.457	0.457	0.536	0.505	0.482	
		Stride efficiency (%)	54.94	58.21	56.86	61.69	66.56	58.87	55.48	58.47	57.13	58.68	46.31	56.64	
		Stride count	33.73	32.77	33.16	31.83	30.65	32.59	33.56	32.69	33.08	32.64	36.74	431.87	



Note: Horizontal distance axis grid lines are 200m furlongs.

Disclaimer.

HRNZ and NZMTC and Thoroughbred Ratings Pty Ltd accepts no responsibility for the completeness or accuracy of any of the information contained herein, and makes no representations about its suitability for any particular purpose. Users should make their own judgements about those matters and/or seek independent advice. You assume all risks associated with use of the data provided on this page.



Race Results



June 09, 2023, Race 1, IRT. YOUR HORSE. OUR PASSION. TROT, Distance 2600m, Addington - Survey 3200m

Result	TAB no.	Horse (Barrier)	2600 to	2400m to
10th	7	Sunny Son (11)	2400m	2200m
		Position in running (margin)	-	11(21.2)
		Sectional time (s)	20.81	15.47
		Cumulative time (s)	208.20	187.39
		Speed (m/s)	9.61	12.93
		Stride length (m)	4.94	5.82
		Stride duration (s)	0.499	0.450
		Stride efficiency (%)	38.19	53.01
		Stride count	40.46	34.34

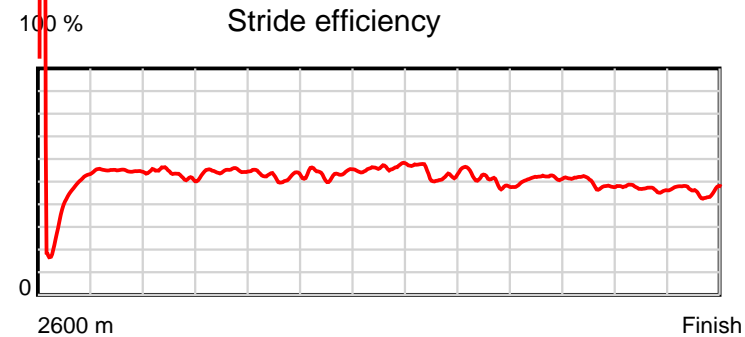
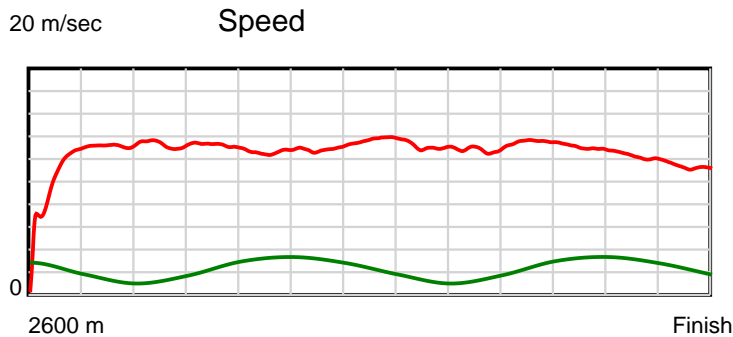
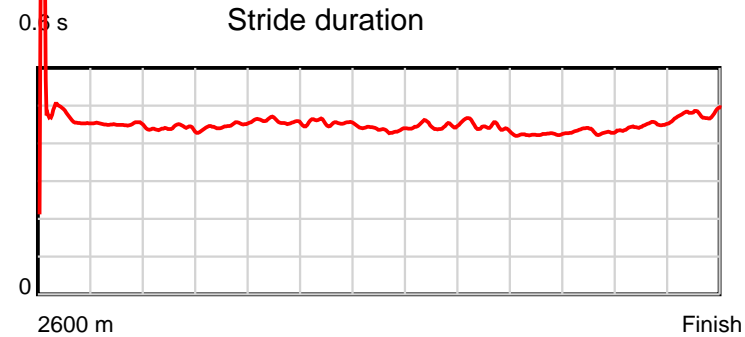
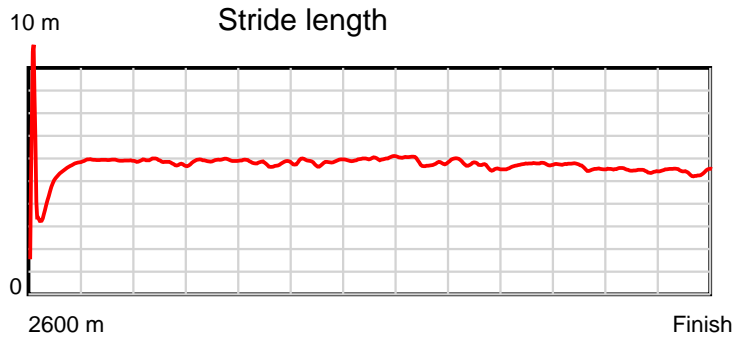
Disclaimer.

HRNZ and NZMTC and Thoroughbred Ratings Pty Ltd accepts no responsibility for the completeness or accuracy of any of the information contained herein, and makes no representations about its suitability for any particular purpose. Users should make their own judgements about those matters and/or seek independent advice. You assume all risks associated with use of the data provided on this page.

Race Results

June 09, 2023, Race 1, IRT. YOUR HORSE. OUR PASSION. TROT, Distance 2600m, Addington - Survey 3200m

Result	TAB no.	Horse (Barrier)	2200m to	2000m to	1800m to	1600m to	1400m to	1200m to	1000m to	800m to	600m to	400m to	200m to	Total or	Margin
10th	7	Sunny Son (11)	2000m	1800m	1600m	1400m	1200m	1000m	800m	600m	400m	200m	WP	Average	
		Position in running (margin)	11(25.5)	11(21.7)	10(14.8)	11(12.5)	11(11.9)	10(14.4)	10(12.7)	9(13.3)	9(12.6)	9(15.3)	9(22.6)		33.70
		Sectional time (s)	15.43	15.11	15.95	15.35	14.57	15.52	15.90	14.81	15.44	16.11	17.73		
		Cumulative time (s)	171.92	156.49	141.38	125.43	110.08	95.51	79.99	64.09	49.28	33.84	17.73	3:28.20	
		Speed (m/s)	12.96	13.24	12.54	13.03	13.73	12.89	12.58	13.50	12.95	12.41	11.28	12.49	
		Stride length (m)	5.69	5.92	5.74	5.94	6.00	5.76	5.58	5.72	5.60	5.54	5.41	5.65	
		Stride duration (s)	0.439	0.447	0.458	0.456	0.437	0.447	0.444	0.424	0.432	0.446	0.479	0.453	
		Stride efficiency (%)	50.66	54.79	51.50	55.10	56.20	51.78	48.65	51.14	48.97	47.91	45.65	49.93	
		Stride count	35.13	33.78	34.84	33.68	33.35	34.74	35.84	34.96	35.73	36.12	37.00	459.97	



Note: Horizontal distance axis grid lines are 200m furlongs.

Disclaimer.

HRNZ and NZMTC and Thoroughbred Ratings Pty Ltd accepts no responsibility for the completeness or accuracy of any of the information contained herein, and makes no representations about its suitability for any particular purpose. Users should make their own judgements about those matters and/or seek independent advice. You assume all risks associated with use of the data provided on this page.



Race Results



June 09, 2023, Race 1, IRT. YOUR HORSE. OUR PASSION. TROT, Distance 2600m, Addington - Survey 3200m

Result	TAB no.	Horse (Barrier)	2600 to	2400m to
11th	4	Starlight Gaze... (8)	2400m	2200m
		Position in running (margin)	-	4(4.2)
		Sectional time (s)	17.87	15.32
		Cumulative time (s)	217.93	200.06
		Speed (m/s)	11.19	13.05
		Stride length (m)	5.15	5.87
		Stride duration (s)	0.456	0.450
		Stride efficiency (%)	41.52	53.82
		Stride count	38.80	34.08

Disclaimer.

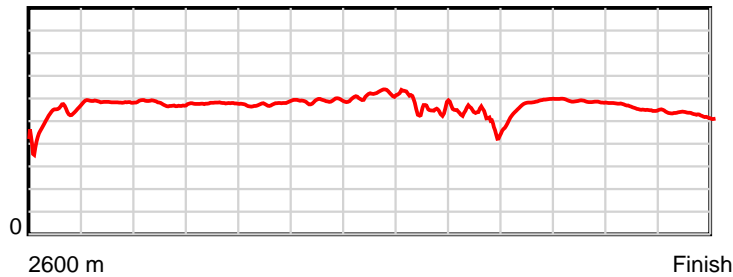
HRNZ and NZMTC and Thoroughbred Ratings Pty Ltd accepts no responsibility for the completeness or accuracy of any of the information contained herein, and makes no representations about its suitability for any particular purpose. Users should make their own judgements about those matters and/or seek independent advice. You assume all risks associated with use of the data provided on this page.

Race Results

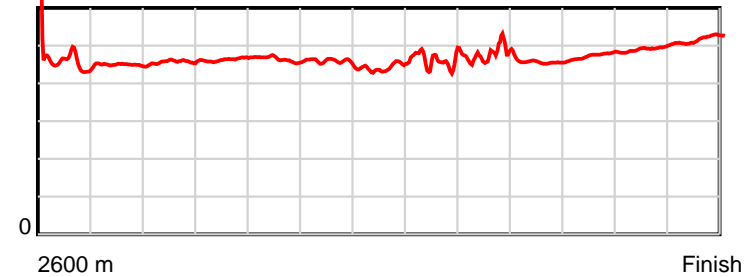
June 09, 2023, Race 1, IRT. YOUR HORSE. OUR PASSION. TROT, Distance 2600m, Addington - Survey 3200m

Result	TAB no.	Horse (Barrier)	2200m to	2000m to	1800m to	1600m to	1400m to	1200m to	1000m to	800m to	600m to	400m to	200m to	Total or	Margin
11th	4	Starlight Gaze... (8)	2000m	1800m	1600m	1400m	1200m	1000m	800m	600m	400m	200m	WP	Average	
		Position in running (margin)	4(7.6)	4(8.0)	4(6.4)	4(5.5)	6(5.9)	6(7.8)	9(12.3)	11(36.2)	11(41.4)	11(52.1)	11(69.4)		87.70
		Sectional time (s)	16.13	16.00	16.18	15.51	14.47	16.55	19.78	15.80	16.78	17.78	19.76		
		Cumulative time (s)	184.74	168.61	152.61	136.43	120.92	106.45	89.90	70.12	54.32	37.54	19.76	3:37.93	
		Speed (m/s)	12.40	12.50	12.36	12.89	13.82	12.08	10.11	12.66	11.92	11.25	10.12	11.93	
		Stride length (m)	5.66	5.78	5.73	5.91	6.10	5.19	4.56	5.77	5.65	5.55	5.24	5.52	
		Stride duration (s)	0.456	0.463	0.463	0.458	0.441	0.429	0.451	0.456	0.474	0.494	0.517	0.463	
		Stride efficiency (%)	50.04	52.25	51.27	54.60	58.13	42.07	32.45	52.04	49.92	48.18	42.87	47.61	
		Stride count	35.34	34.59	34.92	33.83	32.79	38.55	43.89	34.66	35.39	36.02	38.19	471.05	

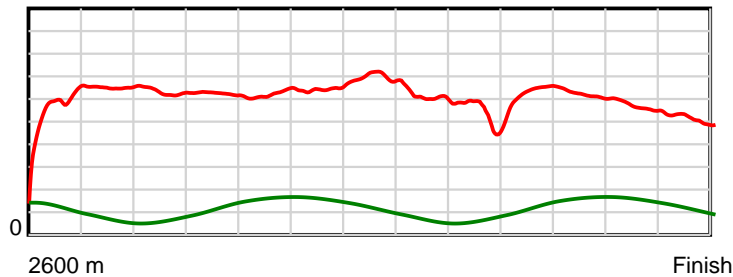
10 m Stride length



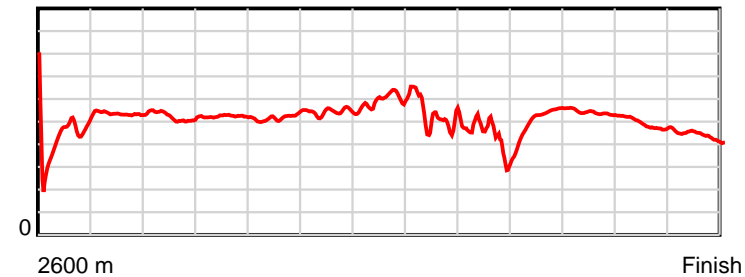
0.6 s Stride duration



20 m/sec Speed



100 % Stride efficiency



Note: Horizontal distance axis grid lines are 200m furlongs.

Disclaimer.

HRNZ and NZMTC and Thoroughbred Ratings Pty Ltd accepts no responsibility for the completeness or accuracy of any of the information contained herein, and makes no representations about its suitability for any particular purpose. Users should make their own judgements about those matters and/or seek independent advice. You assume all risks associated with use of the data provided on this page.



Race Results



June 09, 2023, Race 1, IRT. YOUR HORSE. OUR PASSION. TROT, Distance 2600m, Addington - Survey 3200m

Result	TAB no.	Horse (Barrier)	2600 to	2400m to
12th	2	What The Bell (6)	2400m	2200m
		Position in running (margin)	-	12(56.5)
		Sectional time (s)	26.50	16.66
		Cumulative time (s)	225.29	198.79
		Speed (m/s)	7.55	12.00
		Stride length (m)	3.61	5.52
		Stride duration (s)	0.475	0.460
		Stride efficiency (%)	20.40	47.60
		Stride count	55.35	36.24

Disclaimer.

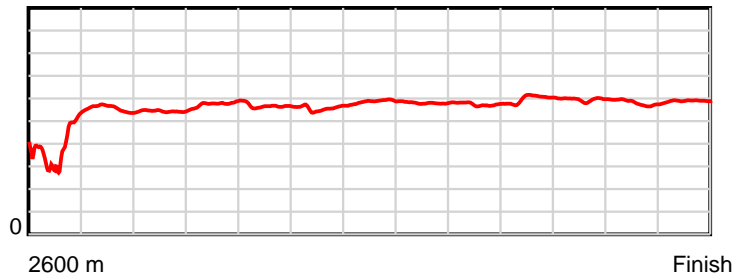
HRNZ and NZMTC and Thoroughbred Ratings Pty Ltd accepts no responsibility for the completeness or accuracy of any of the information contained herein, and makes no representations about its suitability for any particular purpose. Users should make their own judgements about those matters and/or seek independent advice. You assume all risks associated with use of the data provided on this page.

Race Results

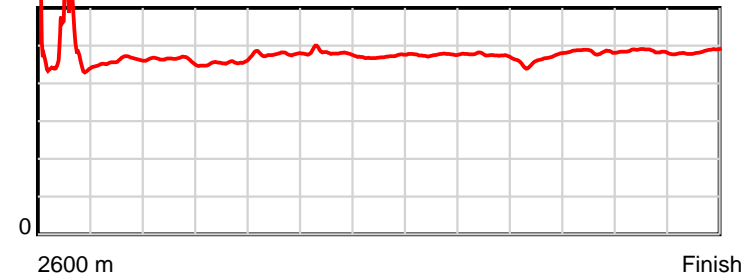
June 09, 2023, Race 1, IRT. YOUR HORSE. OUR PASSION. TROT, Distance 2600m, Addington - Survey 3200m

Result	TAB no.	Horse (Barrier)	2200m to	2000m to	1800m to	1600m to	1400m to	1200m to	1000m to	800m to	600m to	400m to	200m to	Total or	Margin
12th	2	What The Bell (6)	2000m	1800m	1600m	1400m	1200m	1000m	800m	600m	400m	200m	WP	Average	
		Position in running (margin)	12(67.9)	12(76.1)	12(73.5)	12(77.8)	12(87.4)	12(99.3)	12(103.4)	12(109.5)	12(113.2)	12(122.6)	12(132.6)		128.60
		Sectional time (s)	17.41	15.83	17.06	17.05	16.14	16.47	16.83	15.56	16.54	16.56	16.68		
		Cumulative time (s)	182.13	164.72	148.89	131.83	114.78	98.64	82.17	65.34	49.78	33.24	16.68	3:45.29	
		Speed (m/s)	11.49	12.63	11.72	11.73	12.39	12.14	11.88	12.85	12.09	12.08	11.99	11.54	
		Stride length (m)	5.32	5.75	5.61	5.65	5.84	5.78	5.64	5.96	5.85	5.86	5.81	5.47	
		Stride duration (s)	0.463	0.455	0.478	0.481	0.471	0.476	0.475	0.464	0.484	0.486	0.485	0.474	
		Stride efficiency (%)	44.24	51.61	49.15	49.88	53.30	52.18	49.75	55.54	53.54	53.75	52.75	46.70	
		Stride count	37.59	34.80	35.66	35.40	34.24	34.61	35.45	33.55	34.17	34.10	34.42	475.58	

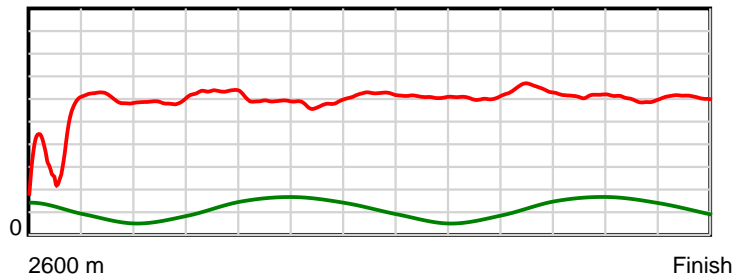
10 m Stride length



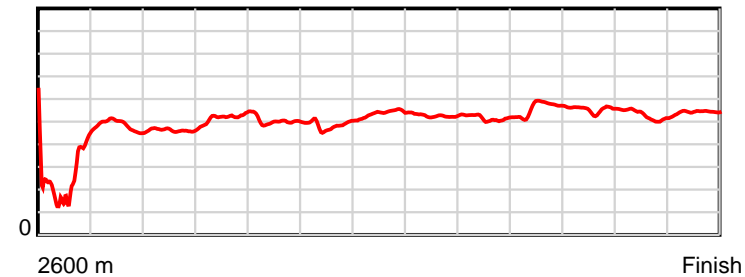
0.6 s Stride duration



20 m/sec Speed



100 % Stride efficiency



Note: Horizontal distance axis grid lines are 200m furlongs.

Disclaimer.

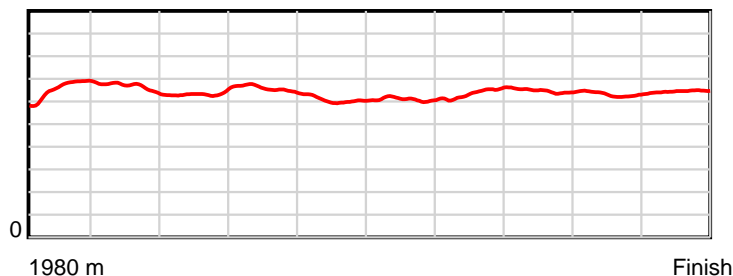
HRNZ and NZMTC and Thoroughbred Ratings Pty Ltd accepts no responsibility for the completeness or accuracy of any of the information contained herein, and makes no representations about its suitability for any particular purpose. Users should make their own judgements about those matters and/or seek independent advice. You assume all risks associated with use of the data provided on this page.

Race Results

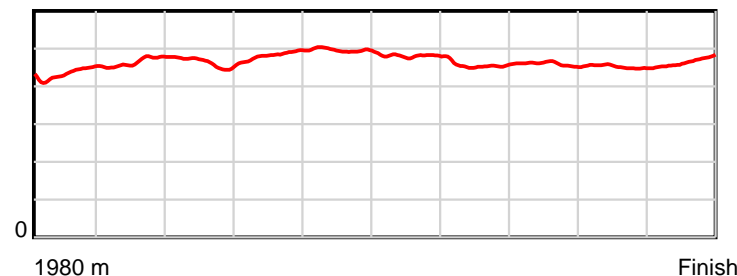
June 09, 2023, Race 2, , Distance 1980m, Addington - Survey 1980m

Result	TAB no.	Horse (Barrier)	1980 to	1800m to	1600m to	1400m to	1200m to	1000m to	800m to	600m to	400m to	200m to	Total or	Margin
1st	2	Black Mach (2)	1800m	1600m	1400m	1200m	1000m	800m	600m	400m	200m	WP	Average	
		Position in running (margin)	-	1(0.0)	2(1.9)	1(0.0)	1(0.0)	1(0.0)	1(0.0)	1(0.0)	1(0.0)	1(0.0)		0.00
		Sectional time (s)	11.77	14.08	14.44	14.68	16.23	15.96	14.27	14.26	14.11	14.41		
		Cumulative time (s)	144.21	132.44	118.36	103.92	89.24	73.01	57.05	42.78	28.52	14.41	2:24.21	
		Speed (m/s)	15.29	14.20	13.85	13.62	12.32	12.53	14.02	14.03	14.17	13.88	13.73	
		Stride length (m)	6.66	6.61	6.42	6.59	6.11	6.02	6.38	6.44	6.40	6.47	6.40	
		Stride duration (s)	0.435	0.465	0.463	0.483	0.496	0.481	0.455	0.459	0.452	0.466	0.466	
		Stride efficiency (%)	69.33	68.24	64.41	67.77	58.39	56.71	63.69	64.73	64.10	65.46	64.05	
		Stride count	27.02	30.27	31.15	30.37	32.72	33.20	31.33	31.08	31.23	30.90	309.27	

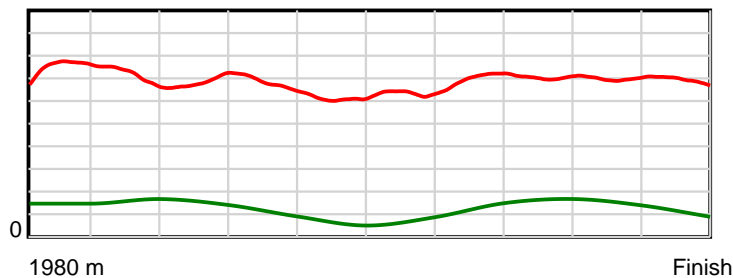
10 m Stride length



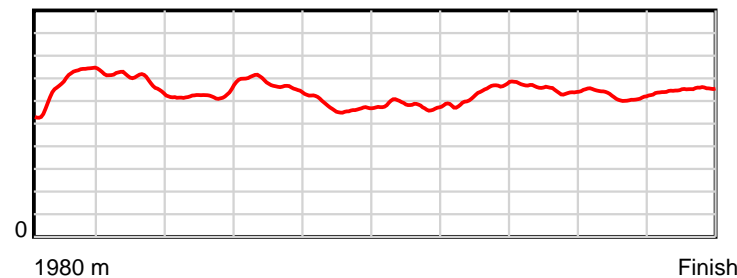
0.6 s Stride duration



20 m/sec Speed



100 % Stride efficiency



Note: Horizontal distance axis grid lines are 200m furlongs.

Disclaimer.

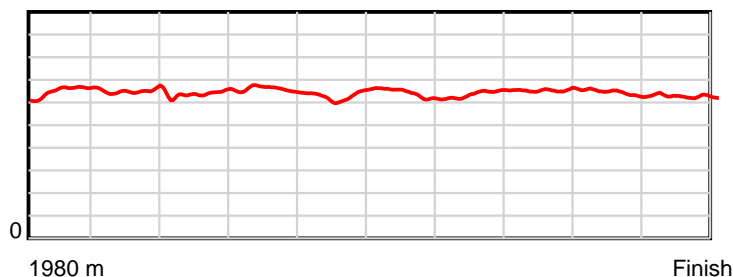
HRNZ and NZMTC and Thoroughbred Ratings Pty Ltd accepts no responsibility for the completeness or accuracy of any of the information contained herein, and makes no representations about its suitability for any particular purpose. Users should make their own judgements about those matters and/or seek independent advice. You assume all risks associated with use of the data provided on this page.

Race Results

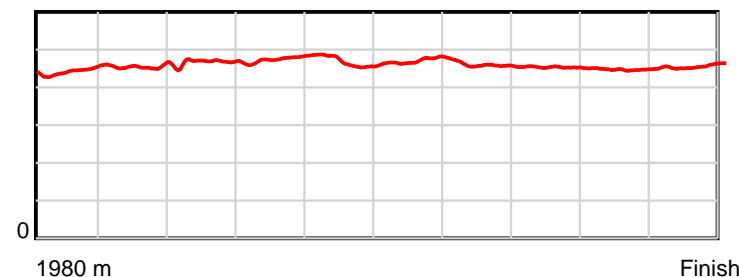
June 09, 2023, Race 2, , Distance 1980m, Addington - Survey 1980m

Result	TAB no.	Horse (Barrier)	1980 to	1800m to	1600m to	1400m to	1200m to	1000m to	800m to	600m to	400m to	200m to	Total or	Margin
2nd	7	Destiny Dance (7)	1800m	1600m	1400m	1200m	1000m	800m	600m	400m	200m	WP	Average	
		Position in running (margin)	-	6(3.5)	7(10.2)	7(9.2)	7(8.6)	2(1.8)	2(0.1)	2(0.4)	2(1.3)	2(0.2)		0.70
		Sectional time (s)	12.30	14.86	14.60	14.58	15.09	15.69	14.31	14.41	13.93	14.56		
		Cumulative time (s)	144.33	132.03	117.17	102.57	87.99	72.90	57.21	42.90	28.49	14.56	2:24.33	
		Speed (m/s)	14.63	13.46	13.70	13.72	13.25	12.75	13.98	13.88	14.36	13.74	13.72	
		Stride length (m)	6.48	6.13	6.39	6.51	6.20	6.01	6.40	6.29	6.42	6.27	6.31	
		Stride duration (s)	0.442	0.456	0.467	0.475	0.468	0.471	0.458	0.453	0.447	0.456	0.460	
		Stride efficiency (%)	65.68	58.75	63.90	66.28	60.01	56.41	64.01	61.83	64.49	61.42	62.13	
		Stride count	27.77	32.62	31.28	30.71	32.27	33.29	31.25	31.80	31.13	31.90	314.02	

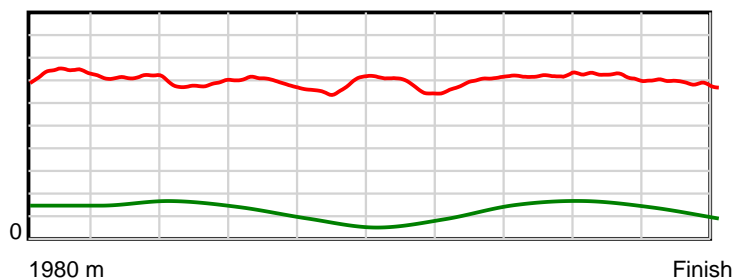
10 m Stride length



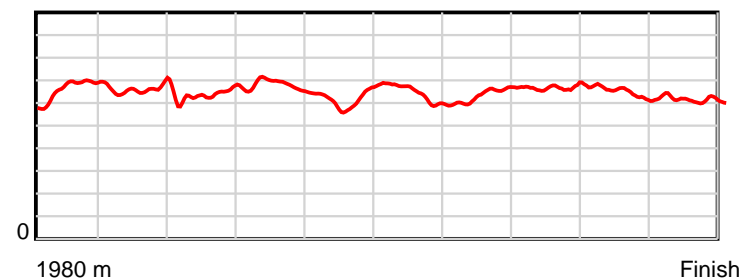
0.6 s Stride duration



20 m/sec Speed



100 % Stride efficiency



Note: Horizontal distance axis grid lines are 200m furlongs.

Disclaimer.

HRNZ and NZMTC and Thoroughbred Ratings Pty Ltd accepts no responsibility for the completeness or accuracy of any of the information contained herein, and makes no representations about its suitability for any particular purpose. Users should make their own judgements about those matters and/or seek independent advice. You assume all risks associated with use of the data provided on this page.

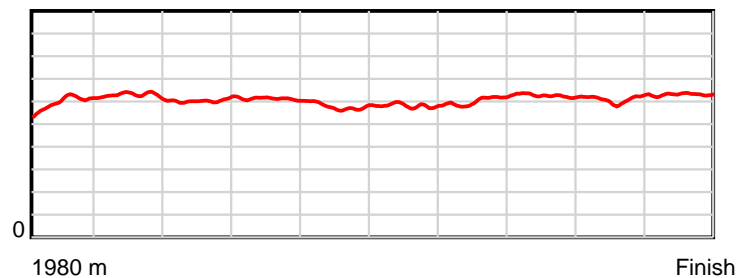


Race Results

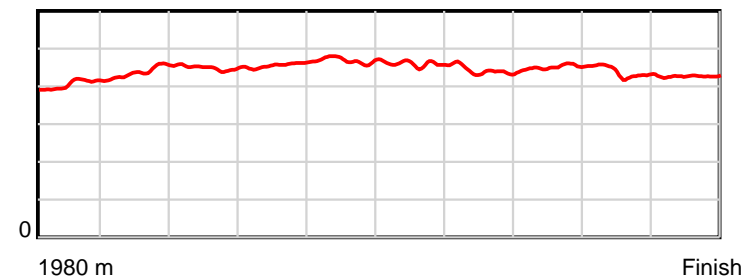
June 09, 2023, Race 2, , Distance 1980m, Addington - Survey 1980m

Result	TAB no.	Horse (Barrier)	1980 to	1800m to	1600m to	1400m to	1200m to	1000m to	800m to	600m to	400m to	200m to	Total or	Margin
3rd	1	Point Break (1)	1800m	1600m	1400m	1200m	1000m	800m	600m	400m	200m	WP	Average	
		Position in running (margin)	-	3(2.2)	3(4.1)	3(3.2)	3(4.2)	6(3.8)	7(4.1)	7(5.7)	6(7.2)	3(7.6)		1.70
		Sectional time (s)	12.03	14.07	14.62	14.84	16.16	16.00	14.54	14.51	14.18	13.56		
		Cumulative time (s)	144.51	132.48	118.41	103.79	88.95	72.79	56.79	42.25	27.74	13.56	2:24.51	
		Speed (m/s)	14.96	14.21	13.68	13.48	12.38	12.50	13.76	13.78	14.10	14.75	13.70	
		Stride length (m)	6.04	6.24	6.15	6.14	5.80	5.74	6.08	6.22	6.16	6.29	6.08	
		Stride duration (s)	0.406	0.439	0.450	0.456	0.469	0.459	0.442	0.451	0.437	0.427	0.444	
		Stride efficiency (%)	56.99	60.83	59.11	59.00	52.64	51.47	57.70	60.45	59.28	61.84	57.79	
		Stride count	29.81	32.06	32.52	32.55	34.46	34.85	32.91	32.16	32.47	31.79	325.58	

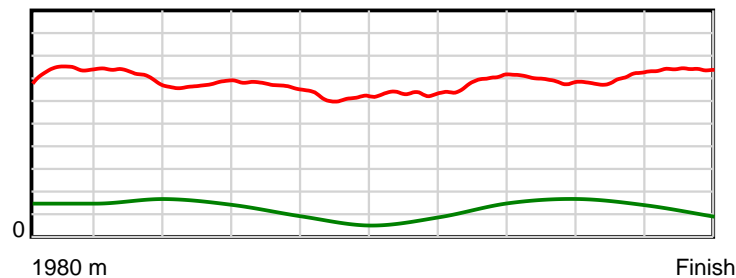
10 m Stride length



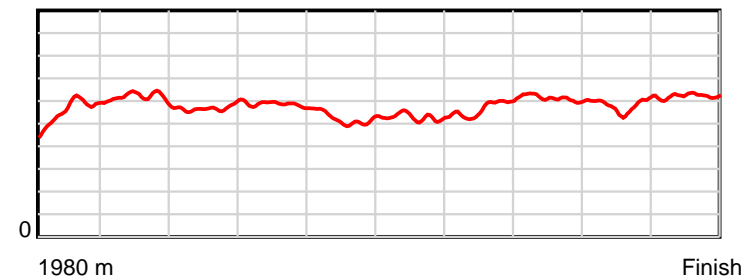
0.6 s Stride duration



20 m/sec Speed



100 % Stride efficiency



Note: Horizontal distance axis grid lines are 200m furlongs.

Disclaimer.

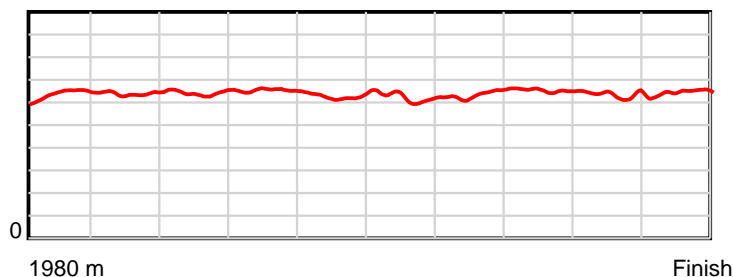
HRNZ and NZMTC and Thoroughbred Ratings Pty Ltd accepts no responsibility for the completeness or accuracy of any of the information contained herein, and makes no representations about its suitability for any particular purpose. Users should make their own judgements about those matters and/or seek independent advice. You assume all risks associated with use of the data provided on this page.

Race Results

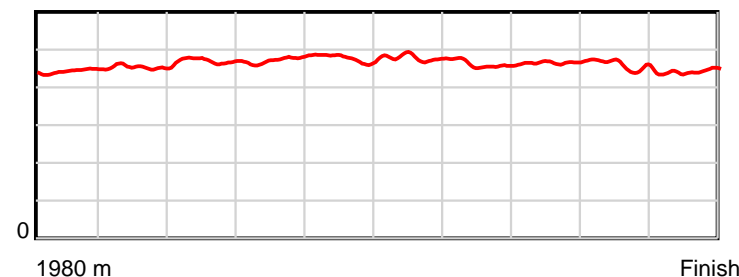
June 09, 2023, Race 2, , Distance 1980m, Addington - Survey 1980m

Result	TAB no.	Horse (Barrier)	1980 to	1800m to	1600m to	1400m to	1200m to	1000m to	800m to	600m to	400m to	200m to	Total or	Margin
4th	5	The Welsh Drag... (5)	1800m	1600m	1400m	1200m	1000m	800m	600m	400m	200m	WP	Average	
		Position in running (margin)	-	8(5.0)	8(10.4)	8(10.7)	8(10.2)	8(6.1)	9(6.0)	8(7.2)	8(8.9)	6(10.0)		6.00
		Sectional time (s)	12.65	14.65	14.81	14.59	15.56	15.93	14.48	14.54	14.28	13.79		
		Cumulative time (s)	145.28	132.63	117.98	103.17	88.58	73.02	57.09	42.61	28.07	13.79	2:25.28	
		Speed (m/s)	14.23	13.65	13.50	13.71	12.85	12.55	13.81	13.76	14.01	14.50	13.63	
		Stride length (m)	6.37	6.18	6.36	6.47	6.14	6.00	6.35	6.42	6.39	6.43	6.31	
		Stride duration (s)	0.443	0.453	0.471	0.472	0.477	0.478	0.460	0.466	0.457	0.443	0.463	
		Stride efficiency (%)	63.32	59.74	63.25	65.42	58.83	56.23	63.05	64.31	63.88	64.54	62.14	
		Stride count	28.28	32.35	31.44	30.91	32.59	33.34	31.49	31.18	31.28	31.12	313.98	

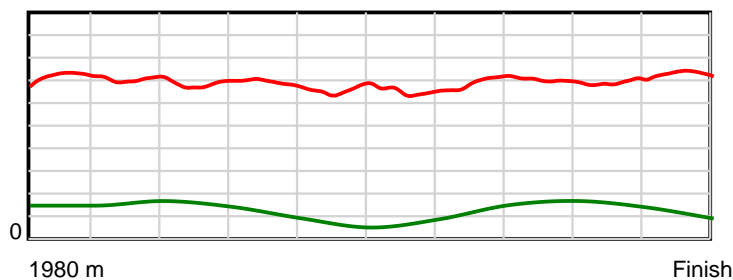
10 m Stride length



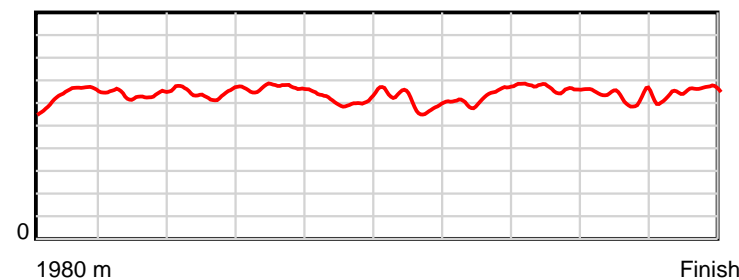
0.6 s Stride duration



20 m/sec Speed



100 % Stride efficiency



Note: Horizontal distance axis grid lines are 200m furlongs.

Disclaimer.

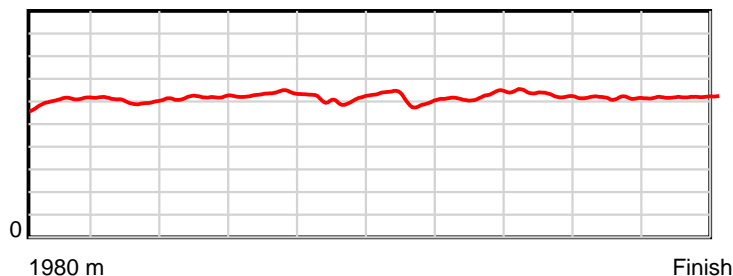
HRNZ and NZMTC and Thoroughbred Ratings Pty Ltd accepts no responsibility for the completeness or accuracy of any of the information contained herein, and makes no representations about its suitability for any particular purpose. Users should make their own judgements about those matters and/or seek independent advice. You assume all risks associated with use of the data provided on this page.

Race Results

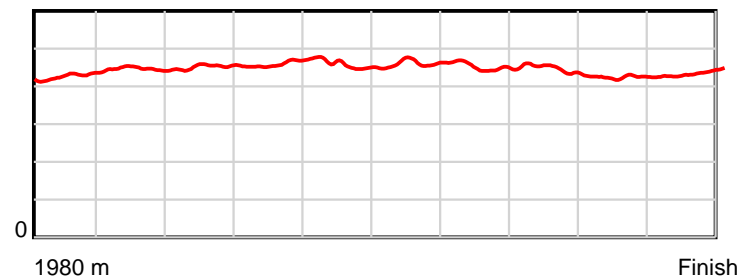
June 09, 2023, Race 2, , Distance 1980m, Addington - Survey 1980m

Result	TAB no.	Horse (Barrier)	1980 to	1800m to	1600m to	1400m to	1200m to	1000m to	800m to	600m to	400m to	200m to	Total or	Margin
5th	6	Opo (6)	1800m	1600m	1400m	1200m	1000m	800m	600m	400m	200m	WP	Average	
		Position in running (margin)	-	10(6.3)	10(15.2)	10(15.5)	10(14.7)	10(9.9)	10(8.0)	10(9.0)	9(10.0)	5(9.8)		7.20
		Sectional time (s)	12.66	15.23	14.81	14.53	15.42	15.65	14.43	14.43	14.08	14.26		
		Cumulative time (s)	145.50	132.84	117.61	102.80	88.27	72.85	57.20	42.77	28.34	14.26	2:25.50	
		Speed (m/s)	14.22	13.13	13.50	13.76	12.97	12.78	13.86	13.86	14.20	14.03	13.61	
		Stride length (m)	6.02	5.86	6.10	6.32	5.94	5.89	6.25	6.17	6.02	6.12	6.07	
		Stride duration (s)	0.427	0.446	0.452	0.460	0.458	0.461	0.451	0.445	0.424	0.436	0.446	
		Stride efficiency (%)	56.63	53.69	58.17	62.48	55.20	54.22	61.10	59.45	56.72	58.56	57.54	
		Stride count	29.90	34.12	32.78	31.63	33.65	33.95	31.99	32.42	33.20	32.67	326.31	

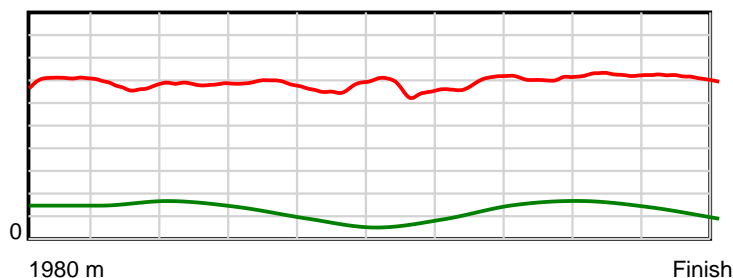
10 m Stride length



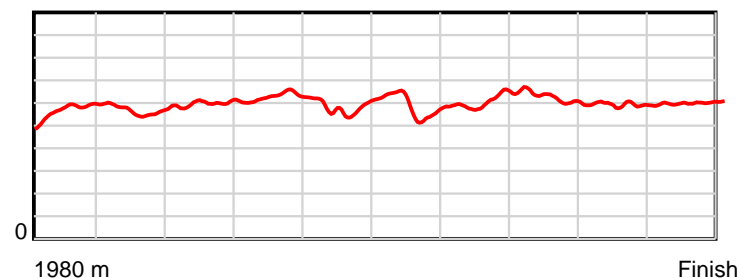
0.6 s Stride duration



20 m/sec Speed



100 % Stride efficiency



Note: Horizontal distance axis grid lines are 200m furlongs.

Disclaimer.

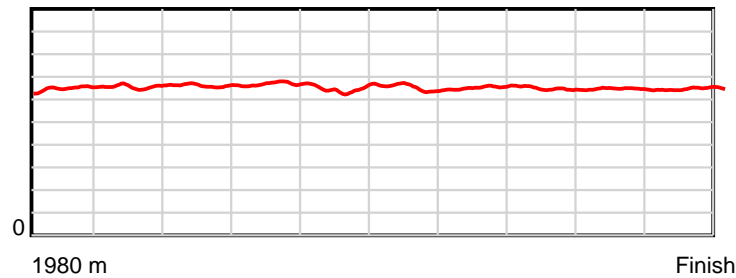
HRNZ and NZMTC and Thoroughbred Ratings Pty Ltd accepts no responsibility for the completeness or accuracy of any of the information contained herein, and makes no representations about its suitability for any particular purpose. Users should make their own judgements about those matters and/or seek independent advice. You assume all risks associated with use of the data provided on this page.

Race Results

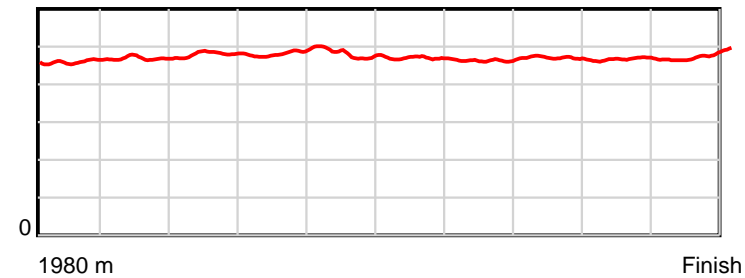
June 09, 2023, Race 2, , Distance 1980m, Addington - Survey 1980m

Result	TAB no.	Horse (Barrier)	1980 to	1800m to	1600m to	1400m to	1200m to	1000m to	800m to	600m to	400m to	200m to	Total or	Margin
6th	9	Captain Kobe (9)	1800m	1600m	1400m	1200m	1000m	800m	600m	400m	200m	WP	Average	
		Position in running (margin)	-	9(6.2)	9(13.9)	9(14.0)	9(12.5)	9(6.9)	5(2.5)	3(2.3)	4(7.1)	7(10.2)		11.30
		Sectional time (s)	12.80	15.03	14.78	14.42	15.30	15.22	14.24	15.06	14.62	14.77		
		Cumulative time (s)	146.24	133.44	118.41	103.63	89.21	73.91	58.69	44.45	29.39	14.77	2:26.24	
		Speed (m/s)	14.06	13.31	13.53	13.87	13.07	13.14	14.04	13.28	13.68	13.54	13.54	
		Stride length (m)	6.49	6.24	6.51	6.69	6.28	6.16	6.51	6.23	6.40	6.46	6.39	
		Stride duration (s)	0.459	0.469	0.481	0.482	0.480	0.469	0.464	0.469	0.468	0.477	0.472	
		Stride efficiency (%)	65.88	60.88	66.13	69.94	61.66	59.33	66.24	60.70	63.94	65.25	63.86	
		Stride count	27.72	32.04	30.74	29.89	31.84	32.46	30.72	32.09	31.27	30.95	309.72	

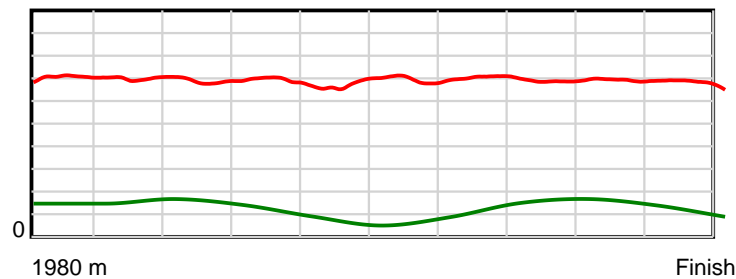
10 m Stride length



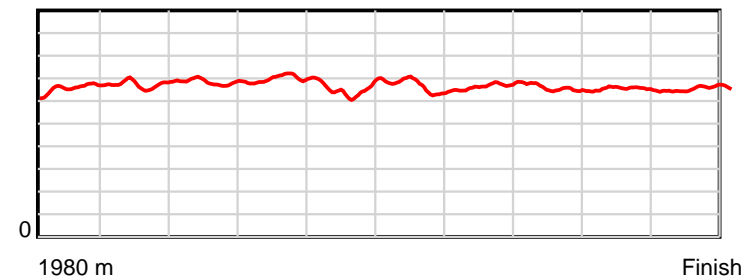
0.6 s Stride duration



20 m/sec Speed



100 % Stride efficiency



Note: Horizontal distance axis grid lines are 200m furlongs.

Disclaimer.

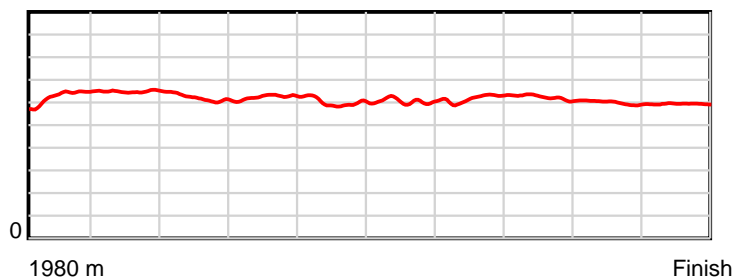
HRNZ and NZMTC and Thoroughbred Ratings Pty Ltd accepts no responsibility for the completeness or accuracy of any of the information contained herein, and makes no representations about its suitability for any particular purpose. Users should make their own judgements about those matters and/or seek independent advice. You assume all risks associated with use of the data provided on this page.

Race Results

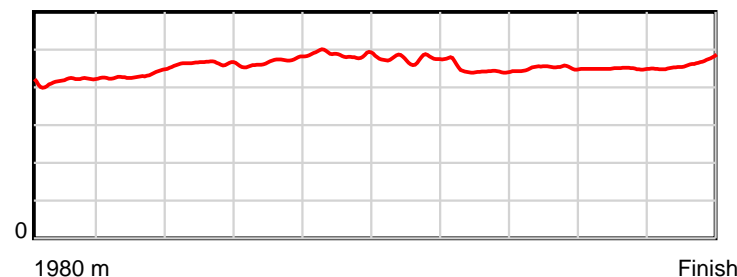
June 09, 2023, Race 2, , Distance 1980m, Addington - Survey 1980m

Result	TAB no.	Horse (Barrier)	1980 to	1800m to	1600m to	1400m to	1200m to	1000m to	800m to	600m to	400m to	200m to	Total or	Margin
7th	4	The Wulver (4)	1800m	1600m	1400m	1200m	1000m	800m	600m	400m	200m	WP	Average	
		Position in running (margin)	-	2(0.7)	1(0.0)	2(0.1)	2(1.8)	4(2.2)	3(2.1)	5(2.9)	3(5.0)	4(8.9)		15.20
		Sectional time (s)	11.82	13.64	14.77	14.97	16.28	15.94	14.40	14.60	14.77	15.75		
		Cumulative time (s)	146.94	135.12	121.48	106.71	91.74	75.46	59.52	45.12	30.52	15.75	2:26.94	
		Speed (m/s)	15.23	14.66	13.54	13.36	12.29	12.55	13.89	13.70	13.54	12.70	13.47	
		Stride length (m)	6.31	6.34	6.29	6.25	5.99	5.96	6.20	6.18	6.09	5.89	6.14	
		Stride duration (s)	0.417	0.433	0.464	0.468	0.488	0.475	0.446	0.452	0.449	0.464	0.456	
		Stride efficiency (%)	62.16	62.86	61.75	61.07	56.07	55.48	60.05	59.76	57.91	54.16	58.99	
		Stride count	28.54	31.53	31.82	31.99	33.39	33.57	32.26	32.34	32.85	33.97	322.26	

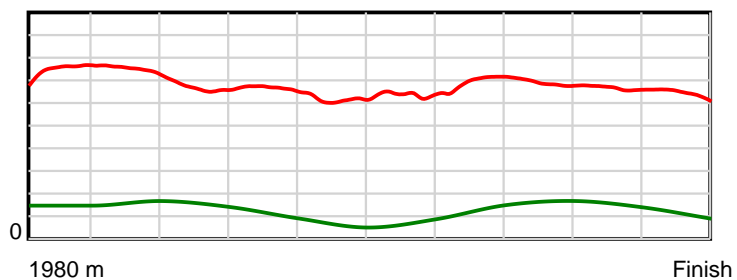
10 m Stride length



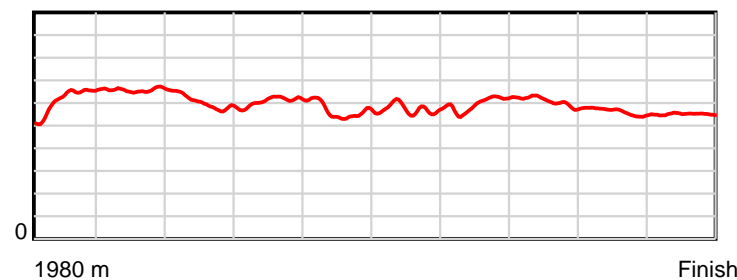
0.6 s Stride duration



20 m/sec Speed



100 % Stride efficiency



Note: Horizontal distance axis grid lines are 200m furlongs.

Disclaimer.

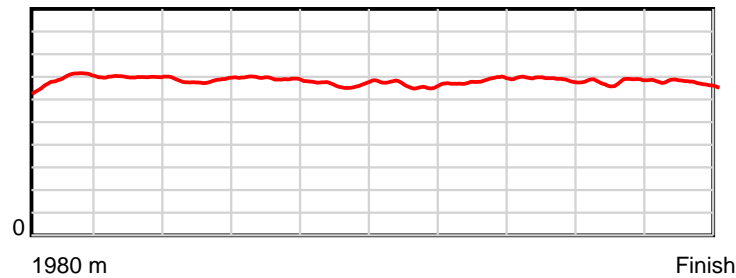
HRNZ and NZMTC and Thoroughbred Ratings Pty Ltd accepts no responsibility for the completeness or accuracy of any of the information contained herein, and makes no representations about its suitability for any particular purpose. Users should make their own judgements about those matters and/or seek independent advice. You assume all risks associated with use of the data provided on this page.

Race Results

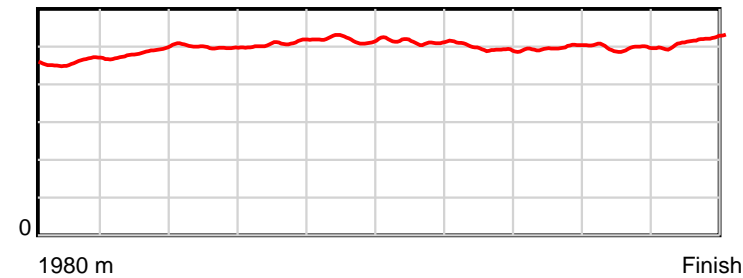
June 09, 2023, Race 2, , Distance 1980m, Addington - Survey 1980m

Result	TAB no.	Horse (Barrier)	1980 to	1800m to	1600m to	1400m to	1200m to	1000m to	800m to	600m to	400m to	200m to	Total or	Margin
8th	11	Dana Dundee (11)	1800m	1600m	1400m	1200m	1000m	800m	600m	400m	200m	WP	Average	
		Position in running (margin)	-	5(3.4)	5(6.5)	6(6.0)	6(6.4)	5(3.7)	6(4.1)	6(5.5)	7(8.6)	8(12.3)		17.00
		Sectional time (s)	12.44	14.28	14.67	14.74	15.79	16.01	14.52	14.77	14.74	15.30		
		Cumulative time (s)	147.26	134.82	120.54	105.87	91.13	75.34	59.33	44.81	30.04	15.30	2:27.26	
		Speed (m/s)	14.47	14.01	13.63	13.57	12.67	12.49	13.77	13.54	13.57	13.07	13.45	
		Stride length (m)	6.90	6.78	6.80	6.90	6.58	6.40	6.81	6.75	6.73	6.76	6.74	
		Stride duration (s)	0.459	0.484	0.499	0.509	0.519	0.512	0.494	0.498	0.496	0.517	0.501	
		Stride efficiency (%)	74.29	71.88	72.26	74.42	67.68	64.01	72.51	71.10	70.86	71.31	70.90	
		Stride count	26.11	29.49	29.41	28.98	30.39	31.25	29.36	29.65	29.70	29.61	293.95	

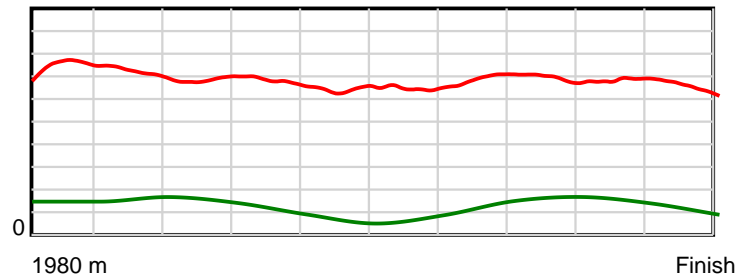
10 m Stride length



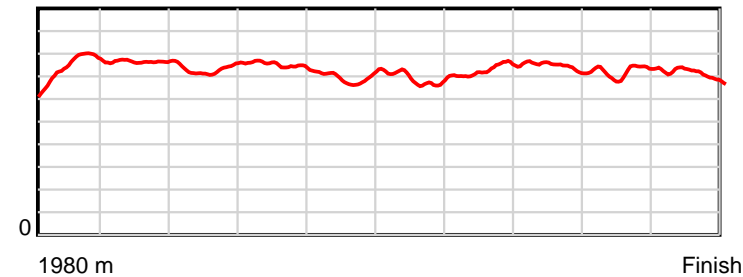
0.6 s Stride duration



20 m/sec Speed



100 % Stride efficiency



Note: Horizontal distance axis grid lines are 200m furlongs.

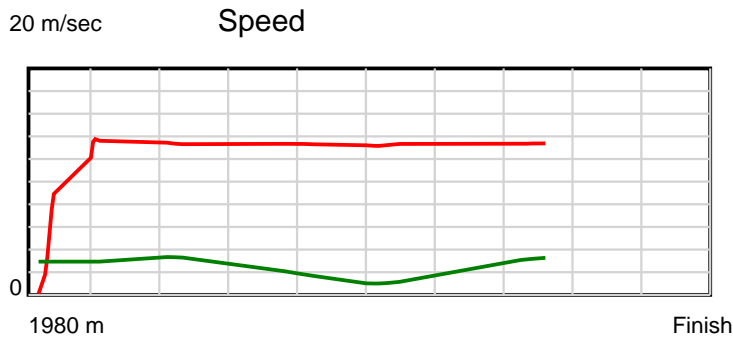
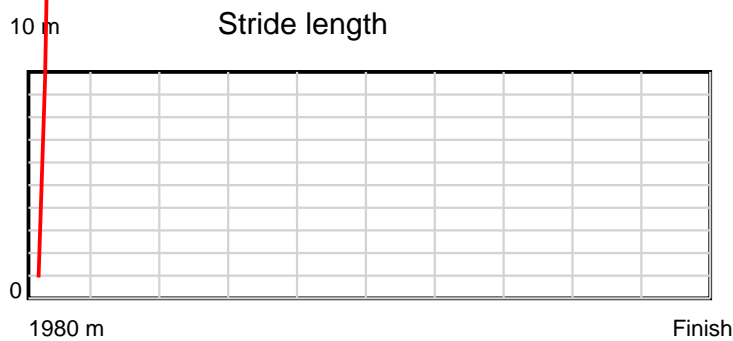
Disclaimer.

HRNZ and NZMTC and Thoroughbred Ratings Pty Ltd accepts no responsibility for the completeness or accuracy of any of the information contained herein, and makes no representations about its suitability for any particular purpose. Users should make their own judgements about those matters and/or seek independent advice. You assume all risks associated with use of the data provided on this page.

Race Results

June 09, 2023, Race 2, , Distance 1980m, Addington - Survey 1980m

Result	TAB no.	Horse (Barrier)	1980 to	1800m to	1600m to	1400m to	1200m to	1000m to	800m to	600m to	400m to	200m to	Total or	Margin
9th	8	Potter (8)	1800m	1600m	1400m	1200m	1000m	800m	600m	400m	200m	WP	Average	
		Position in running (margin)	-	11(7.8)	11(17.6)	11(16.6)	11(15.7)	11(10.6)	11(9.2)	11(11.3)	11(14.4)	11(16.6)		19.50
		Sectional time (s)	13.00	15.39	14.60	14.52	15.38	15.73	14.61	14.77	14.48	15.23		
		Cumulative time (s)	147.71	134.71	119.32	104.72	90.20	74.82	59.09	44.48	29.71	15.23	2:27.71	
		Speed (m/s)	13.84	13.00	13.70	13.77	13.00	12.71	13.69	13.54	13.81	13.13	13.40	
		Stride length (m)	9.12	11.49	8.41	6.96	7.80	27.75	40.49	28.66	39.04	37.12	13.66	
		Stride duration (s)	0.659	0.884	0.614	0.506	0.600	2.182	2.957	2.117	2.828	2.828	1.019	
		Stride efficiency (%)	129.96	206.24	110.42	75.79	94.98	1203.10	2561.37	1283.98	2382.14	2153.00	291.58	
		Stride count	19.74	17.41	23.79	28.72	25.65	7.21	4.94	6.98	5.12	5.39	144.95	



Note: Horizontal distance axis grid lines are 200m furlongs.

Disclaimer.

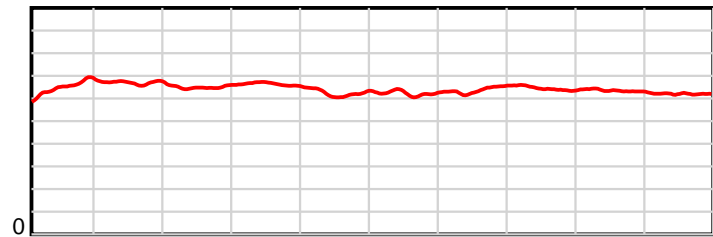
HRNZ and NZMTC and Thoroughbred Ratings Pty Ltd accepts no responsibility for the completeness or accuracy of any of the information contained herein, and makes no representations about its suitability for any particular purpose. Users should make their own judgements about those matters and/or seek independent advice. You assume all risks associated with use of the data provided on this page.

Race Results

June 09, 2023, Race 2, , Distance 1980m, Addington - Survey 1980m

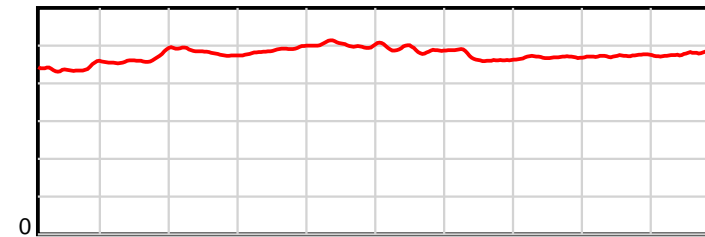
Result	TAB no.	Horse (Barrier)	1980 to	1800m to	1600m to	1400m to	1200m to	1000m to	800m to	600m to	400m to	200m to	Total or	Margin
10th	10	The Golden Ski... (10)	1800m	1600m	1400m	1200m	1000m	800m	600m	400m	200m	WP	Average	
		Position in running (margin)	-	7(4.3)	4(5.7)	4(5.0)	5(5.9)	7(5.6)	8(5.8)	9(8.7)	10(11.3)	10(15.2)		21.00
		Sectional time (s)	12.54	13.98	14.65	14.83	16.18	16.00	14.74	14.69	14.75	15.63		
		Cumulative time (s)	147.99	135.45	121.47	106.82	91.99	75.81	59.81	45.07	30.38	15.63	2:27.99	
		Speed (m/s)	14.35	14.31	13.65	13.49	12.36	12.50	13.57	13.61	13.56	12.80	13.38	
		Stride length (m)	6.57	6.66	6.58	6.59	6.21	6.12	6.36	6.39	6.41	6.16	6.40	
		Stride duration (s)	0.441	0.465	0.482	0.489	0.503	0.490	0.469	0.469	0.473	0.481	0.478	
		Stride efficiency (%)	67.38	69.25	67.68	67.90	60.32	58.60	63.13	63.74	64.19	59.25	63.95	
		Stride count	27.41	30.04	30.39	30.34	32.19	32.66	31.47	31.31	31.21	32.48	309.50	

10 m Stride length



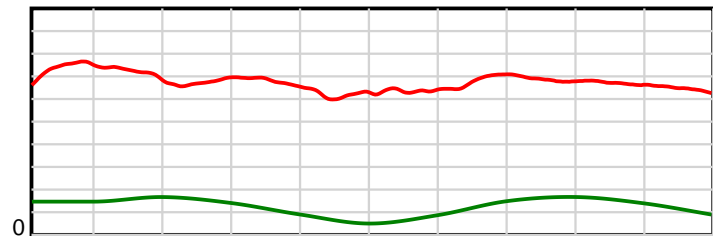
1980 m Finish

0.6 s Stride duration



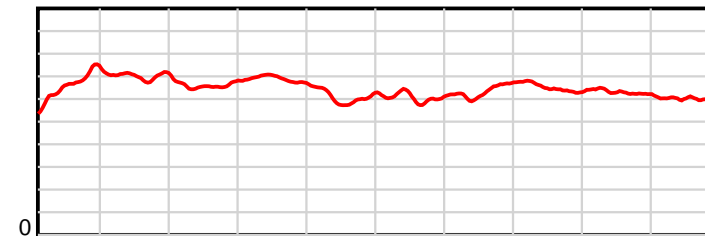
1980 m Finish

20 m/sec Speed



1980 m Finish

100 % Stride efficiency



1980 m Finish

Note: Horizontal distance axis grid lines are 200m furlongs.

Disclaimer.

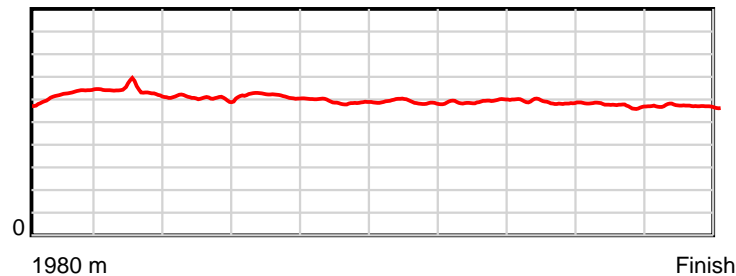
HRNZ and NZMTC and Thoroughbred Ratings Pty Ltd accepts no responsibility for the completeness or accuracy of any of the information contained herein, and makes no representations about its suitability for any particular purpose. Users should make their own judgements about those matters and/or seek independent advice. You assume all risks associated with use of the data provided on this page.

Race Results

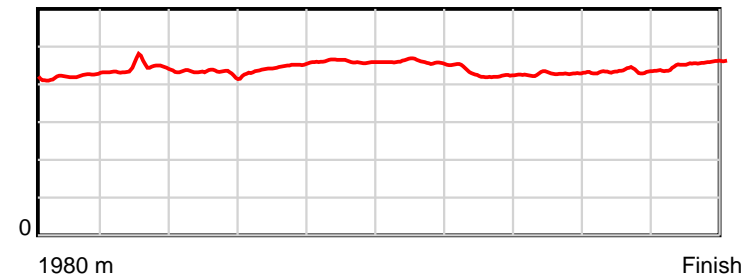
June 09, 2023, Race 2, , Distance 1980m, Addington - Survey 1980m

Result	TAB no.	Horse (Barrier)	1980 to	1800m to	1600m to	1400m to	1200m to	1000m to	800m to	600m to	400m to	200m to	Total or	Margin
11th	3	Elephantinther... (3)	1800m	1600m	1400m	1200m	1000m	800m	600m	400m	200m	WP	Average	
		Position in running (margin)	-	4(3.2)	6(7.7)	5(5.8)	4(4.5)	3(1.9)	4(2.4)	4(2.9)	5(7.2)	9(13.2)		21.10
		Sectional time (s)	12.26	14.51	14.44	14.46	15.78	16.04	14.36	14.99	15.11	16.05		
		Cumulative time (s)	148.00	135.74	121.23	106.79	92.33	76.55	60.51	46.15	31.16	16.05	2:28.00	
		Speed (m/s)	14.68	13.78	13.85	13.83	12.67	12.47	13.93	13.34	13.24	12.46	13.38	
		Stride length (m)	6.19	6.09	5.96	6.17	5.83	5.72	5.95	5.72	5.76	5.68	5.90	
		Stride duration (s)	0.422	0.442	0.431	0.446	0.460	0.459	0.427	0.428	0.435	0.456	0.441	
		Stride efficiency (%)	59.91	57.94	55.59	59.58	53.19	51.13	55.31	51.04	51.81	50.42	54.38	
		Stride count	29.07	32.84	33.53	32.39	34.28	34.96	33.62	34.99	34.74	35.21	335.63	

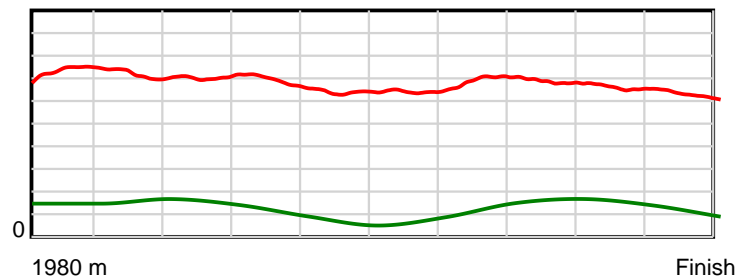
10 m Stride length



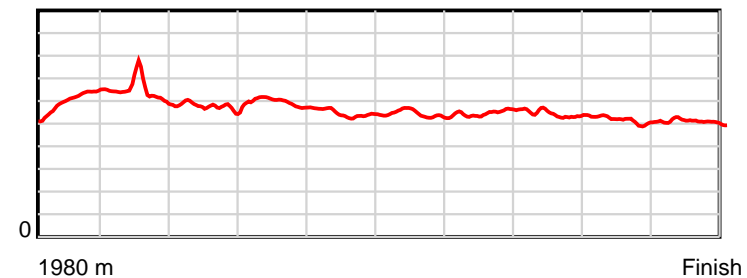
0.6 s Stride duration



20 m/sec Speed



100 % Stride efficiency



Note: Horizontal distance axis grid lines are 200m furlongs.

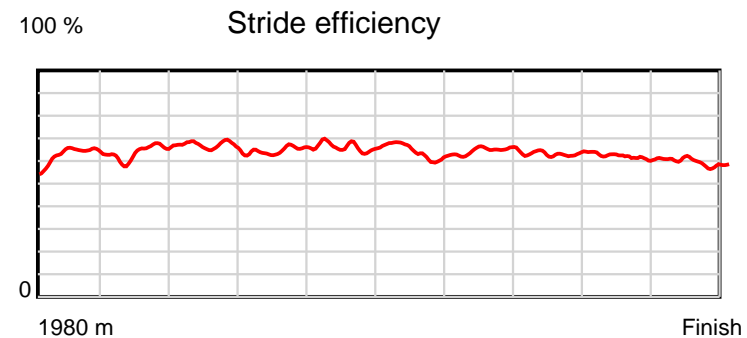
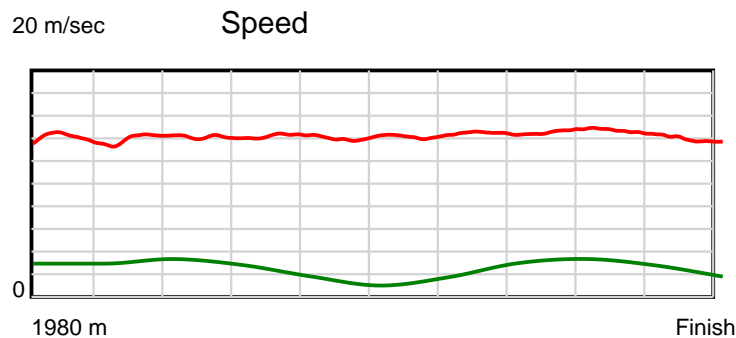
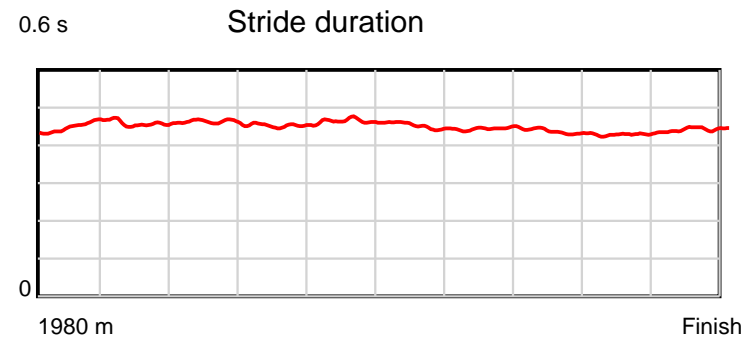
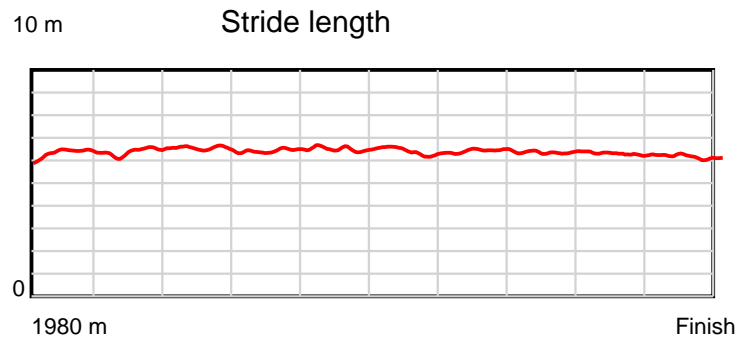
Disclaimer.

HRNZ and NZMTC and Thoroughbred Ratings Pty Ltd accepts no responsibility for the completeness or accuracy of any of the information contained herein, and makes no representations about its suitability for any particular purpose. Users should make their own judgements about those matters and/or seek independent advice. You assume all risks associated with use of the data provided on this page.

Race Results

June 09, 2023, Race 3, WOODLANDS STUD SUPPORTING OUR FUTURE MOBILE PACE, Distance 1980m, Addington - Survey 1980m

Result	TAB no.	Horse (Barrier)	1980 to	1800m to	1600m to	1400m to	1200m to	1000m to	800m to	600m to	400m to	200m to	Total or	Margin
1st	8	Sweet Coco (8)	1800m	1600m	1400m	1200m	1000m	800m	600m	400m	200m	WP	Average	
		Position in running (margin)	-	10(7.6)	11(14.2)	11(14.0)	9(7.9)	5(3.0)	4(2.8)	3(1.4)	2(1.2)	1(0.0)		0.00
		Sectional time (s)	12.87	14.94	14.43	14.20	14.65	14.88	13.90	14.22	13.85	14.44		
		Cumulative time (s)	142.38	129.51	114.57	100.14	85.94	71.29	56.41	42.51	28.29	14.44	2:22.38	
		Speed (m/s)	13.99	13.39	13.86	14.08	13.65	13.44	14.39	14.06	14.44	13.85	13.91	
		Stride length (m)	6.30	6.13	6.40	6.37	6.35	6.06	6.39	6.13	6.20	6.14	6.24	
		Stride duration (s)	0.450	0.458	0.462	0.452	0.465	0.451	0.444	0.436	0.429	0.443	0.449	
		Stride efficiency (%)	62.05	58.76	64.09	63.43	62.96	57.35	63.74	58.63	60.09	58.82	60.91	
		Stride count	28.56	32.62	31.23	31.39	31.51	33.01	31.31	32.65	32.25	32.60	317.13	



Note: Horizontal distance axis grid lines are 200m furlongs.

Disclaimer.

HRNZ and NZMTC and Thoroughbred Ratings Pty Ltd accepts no responsibility for the completeness or accuracy of any of the information contained herein, and makes no representations about its suitability for any particular purpose. Users should make their own judgements about those matters and/or seek independent advice. You assume all risks associated with use of the data provided on this page.

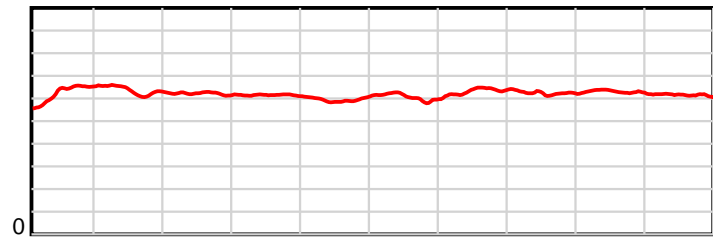


Race Results

June 09, 2023, Race 3, WOODLANDS STUD SUPPORTING OUR FUTURE MOBILE PACE, Distance 1980m, Addington - Survey 1980m

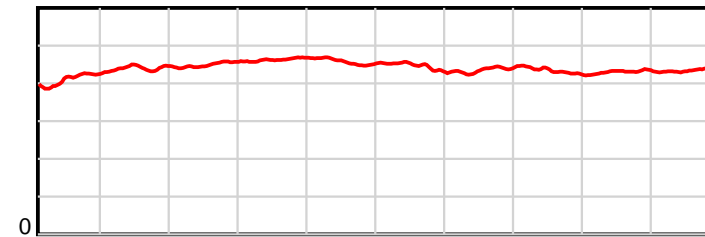
Result	TAB no.	Horse (Barrier)	1980 to	1800m to	1600m to	1400m to	1200m to	1000m to	800m to	600m to	400m to	200m to	Total or	Margin
2nd	6	Double Down (6)	1800m	1600m	1400m	1200m	1000m	800m	600m	400m	200m	WP	Average	
		Position in running (margin)	-	3(1.3)	4(3.6)	4(4.6)	4(3.7)	7(4.3)	7(5.3)	6(3.2)	4(2.9)	3(1.8)		0.30
		Sectional time (s)	11.87	14.22	14.63	15.07	15.56	15.07	13.79	14.20	13.87	14.16		
		Cumulative time (s)	142.44	130.57	116.35	101.72	86.65	71.09	56.02	42.23	28.03	14.16	2:22.44	
		Speed (m/s)	15.16	14.06	13.67	13.27	12.85	13.27	14.50	14.08	14.42	14.12	13.90	
		Stride length (m)	6.29	6.19	6.15	6.15	5.87	5.89	6.34	6.07	6.22	6.15	6.13	
		Stride duration (s)	0.412	0.440	0.450	0.463	0.457	0.444	0.437	0.431	0.431	0.436	0.441	
		Stride efficiency (%)	61.79	59.91	59.06	59.11	53.92	54.14	62.73	57.55	60.40	59.16	58.64	
		Stride count	28.63	32.30	32.53	32.52	34.05	33.98	31.57	32.96	32.17	32.50	323.21	

10 m Stride length



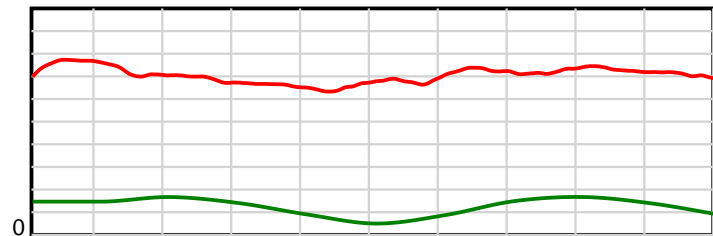
1980 m Finish

0.6 s Stride duration



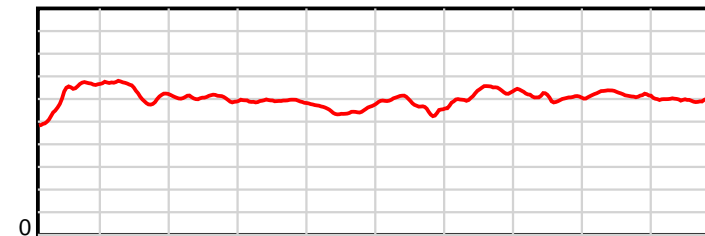
1980 m Finish

20 m/sec Speed



1980 m Finish

100 % Stride efficiency



1980 m Finish

Note: Horizontal distance axis grid lines are 200m furlongs.

Disclaimer.

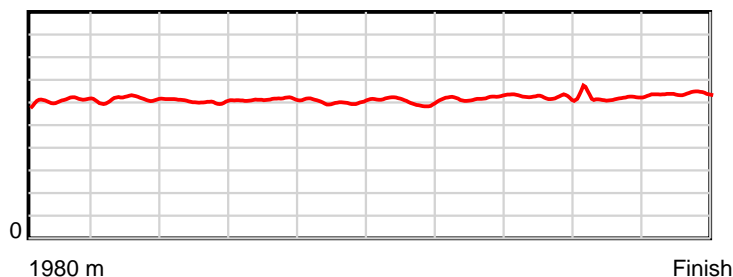
HRNZ and NZMTC and Thoroughbred Ratings Pty Ltd accepts no responsibility for the completeness or accuracy of any of the information contained herein, and makes no representations about its suitability for any particular purpose. Users should make their own judgements about those matters and/or seek independent advice. You assume all risks associated with use of the data provided on this page.

Race Results

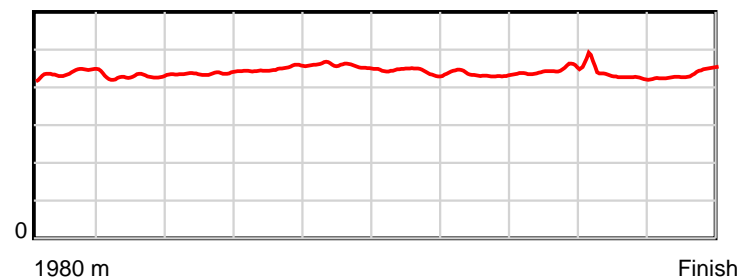
June 09, 2023, Race 3, WOODLANDS STUD SUPPORTING OUR FUTURE MOBILE PACE, Distance 1980m, Addington - Survey 1980m

Result	TAB no.	Horse (Barrier)	1980 to	1800m to	1600m to	1400m to	1200m to	1000m to	800m to	600m to	400m to	200m to	Total or	Margin
3rd	9	Smokin Annie (9)	1800m	1600m	1400m	1200m	1000m	800m	600m	400m	200m	WP	Average	
		Position in running (margin)	-	11(9.2)	9(11.3)	8(10.6)	7(7.1)	8(6.0)	8(6.5)	9(5.5)	7(7.5)	5(7.0)		3.20
		Sectional time (s)	13.08	14.18	14.36	14.64	15.27	14.98	13.99	14.59	13.96	13.90		
		Cumulative time (s)	142.95	129.87	115.69	101.33	86.69	71.42	56.44	42.45	27.86	13.90	2:22.95	
		Speed (m/s)	13.76	14.10	13.93	13.66	13.10	13.35	14.30	13.71	14.33	14.39	13.85	
		Stride length (m)	6.07	6.04	6.08	6.14	6.00	5.90	6.22	6.09	6.20	6.30	6.10	
		Stride duration (s)	0.441	0.428	0.437	0.449	0.458	0.442	0.435	0.444	0.433	0.438	0.441	
		Stride efficiency (%)	57.57	57.01	57.77	58.87	56.22	54.40	60.37	57.99	60.09	62.09	58.19	
		Stride count	29.66	33.11	32.89	32.58	33.34	33.90	32.18	32.83	32.25	31.73	324.47	

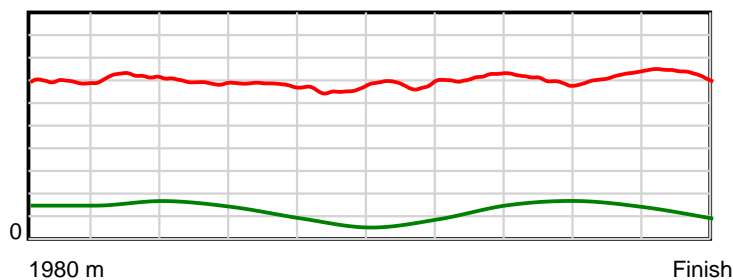
10 m Stride length



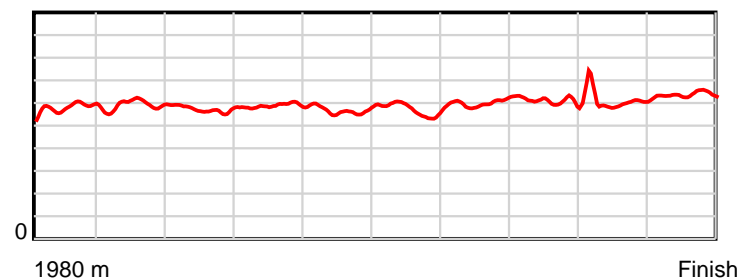
0.6 s Stride duration



20 m/sec Speed



100 % Stride efficiency



Note: Horizontal distance axis grid lines are 200m furlongs.

Disclaimer.

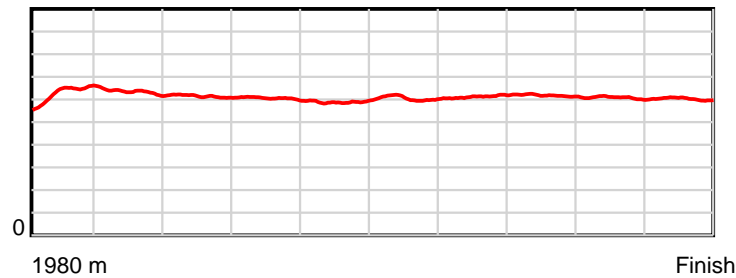
HRNZ and NZMTC and Thoroughbred Ratings Pty Ltd accepts no responsibility for the completeness or accuracy of any of the information contained herein, and makes no representations about its suitability for any particular purpose. Users should make their own judgements about those matters and/or seek independent advice. You assume all risks associated with use of the data provided on this page.

Race Results

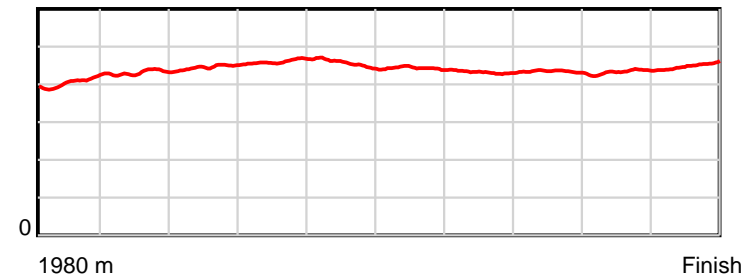
June 09, 2023, Race 3, WOODLANDS STUD SUPPORTING OUR FUTURE MOBILE PACE, Distance 1980m, Addington - Survey 1980m

Result	TAB no.	Horse (Barrier)	1980 to	1800m to	1600m to	1400m to	1200m to	1000m to	800m to	600m to	400m to	200m to	Total or	Margin
4th	2	Maria Allegond... (2)	1800m	1600m	1400m	1200m	1000m	800m	600m	400m	200m	WP	Average	
		Position in running (margin)	-	1(0.0)	1(0.0)	1(0.0)	1(0.0)	1(0.0)	1(0.0)	1(0.0)	1(0.0)	2(1.2)		4.60
		Sectional time (s)	11.60	13.84	14.47	15.22	15.46	14.90	14.14	14.26	14.24	15.07		
		Cumulative time (s)	143.20	131.60	117.76	103.29	88.07	72.61	57.71	43.57	29.31	15.07	2:23.20	
		Speed (m/s)	15.52	14.45	13.82	13.14	12.94	13.42	14.14	14.03	14.04	13.27	13.83	
		Stride length (m)	6.30	6.23	6.16	6.05	5.90	5.94	6.10	6.09	6.09	5.97	6.08	
		Stride duration (s)	0.406	0.431	0.446	0.460	0.456	0.443	0.432	0.434	0.433	0.450	0.440	
		Stride efficiency (%)	62.06	60.67	59.32	57.13	54.32	55.22	58.22	57.93	57.86	55.65	57.73	
		Stride count	28.56	32.10	32.46	33.08	33.92	33.64	32.77	32.85	32.87	33.51	325.76	

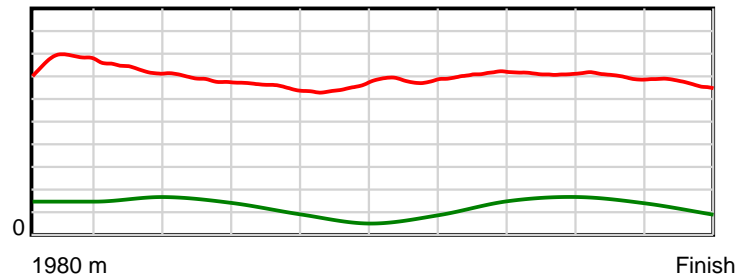
10 m Stride length



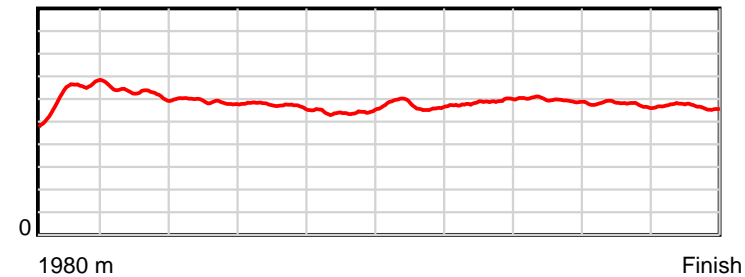
0.6 s Stride duration



20 m/sec Speed



100 % Stride efficiency



Note: Horizontal distance axis grid lines are 200m furlongs.

Disclaimer.

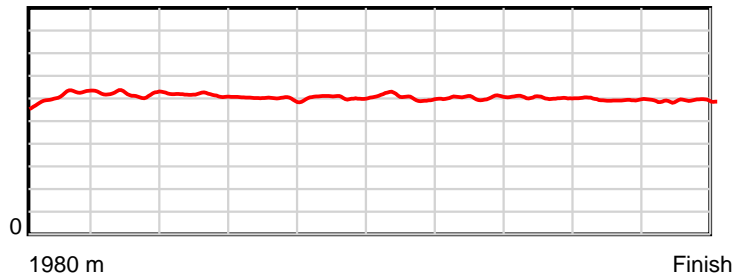
HRNZ and NZMTC and Thoroughbred Ratings Pty Ltd accepts no responsibility for the completeness or accuracy of any of the information contained herein, and makes no representations about its suitability for any particular purpose. Users should make their own judgements about those matters and/or seek independent advice. You assume all risks associated with use of the data provided on this page.

Race Results

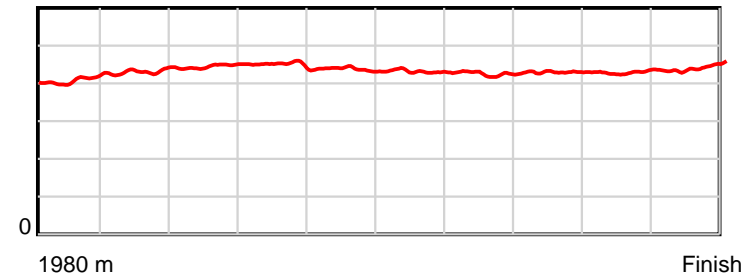
June 09, 2023, Race 3, WOODLANDS STUD SUPPORTING OUR FUTURE MOBILE PACE, Distance 1980m, Addington - Survey 1980m

Result	TAB no.	Horse (Barrier)	1980 to	1800m to	1600m to	1400m to	1200m to	1000m to	800m to	600m to	400m to	200m to	Total or	Margin
5th	3	Aint No Angel (3)	1800m	1600m	1400m	1200m	1000m	800m	600m	400m	200m	WP	Average	
		Position in running (margin)	-	5(2.7)	6(5.3)	6(6.4)	6(5.1)	2(1.6)	2(0.9)	2(0.6)	3(2.3)	4(4.3)		7.10
		Sectional time (s)	12.08	14.27	14.65	15.00	14.87	14.79	14.10	14.53	14.38	14.98		
		Cumulative time (s)	143.65	131.57	117.30	102.65	87.65	72.78	57.99	43.89	29.36	14.98	2:23.65	
		Speed (m/s)	14.90	14.02	13.65	13.33	13.45	13.52	14.18	13.76	13.91	13.35	13.78	
		Stride length (m)	6.11	6.04	6.07	6.00	5.88	5.83	6.03	5.92	5.97	5.90	5.97	
		Stride duration (s)	0.408	0.431	0.445	0.450	0.437	0.431	0.425	0.430	0.429	0.442	0.433	
		Stride efficiency (%)	58.30	57.08	57.58	56.27	54.12	53.10	56.90	54.71	55.69	54.38	55.75	
		Stride count	29.47	33.09	32.95	33.33	33.99	34.31	33.14	33.80	33.50	33.90	331.48	

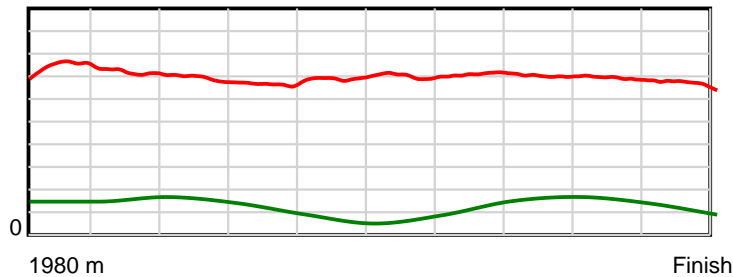
10 m Stride length



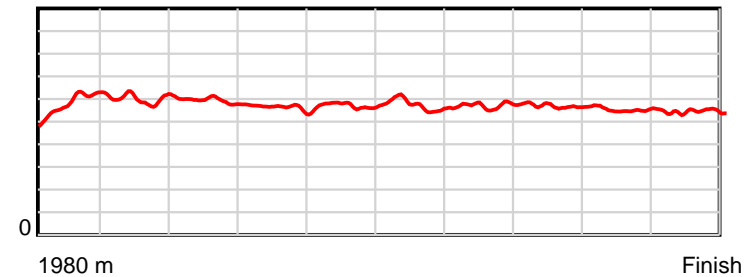
0.6 s Stride duration



20 m/sec Speed



100 % Stride efficiency



Note: Horizontal distance axis grid lines are 200m furlongs.

Disclaimer.

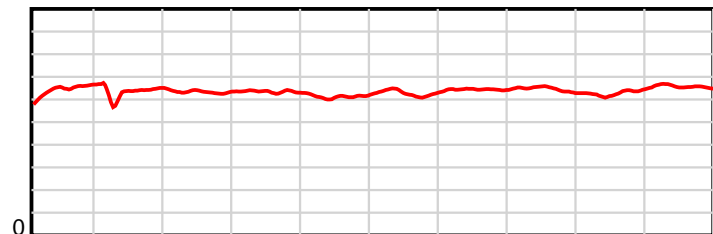
HRNZ and NZMTC and Thoroughbred Ratings Pty Ltd accepts no responsibility for the completeness or accuracy of any of the information contained herein, and makes no representations about its suitability for any particular purpose. Users should make their own judgements about those matters and/or seek independent advice. You assume all risks associated with use of the data provided on this page.

Race Results

June 09, 2023, Race 3, WOODLANDS STUD SUPPORTING OUR FUTURE MOBILE PACE, Distance 1980m, Addington - Survey 1980m

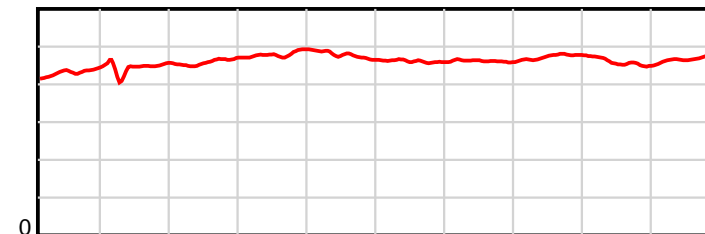
Result	TAB no.	Horse (Barrier)	1980 to	1800m to	1600m to	1400m to	1200m to	1000m to	800m to	600m to	400m to	200m to	Total or	Margin
6th	1	Apatchofgold (1)	1800m	1600m	1400m	1200m	1000m	800m	600m	400m	200m	WP	Average	
		Position in running (margin)	-	6(3.1)	5(5.3)	5(4.7)	5(4.1)	6(4.1)	6(4.1)	7(5.1)	8(8.5)	6(10.8)		9.90
		Sectional time (s)	12.10	14.20	14.38	15.12	15.45	14.90	14.32	14.81	14.43	14.45		
		Cumulative time (s)	144.16	132.06	117.86	103.48	88.36	72.91	58.01	43.69	28.88	14.45	2:24.16	
		Speed (m/s)	14.88	14.08	13.91	13.23	12.94	13.42	13.97	13.50	13.86	13.84	13.73	
		Stride length (m)	6.47	6.25	6.39	6.35	6.17	6.19	6.45	6.40	6.34	6.52	6.35	
		Stride duration (s)	0.434	0.444	0.460	0.480	0.477	0.461	0.462	0.474	0.457	0.471	0.462	
		Stride efficiency (%)	65.46	61.09	63.84	63.08	59.56	59.80	65.11	63.97	62.79	66.34	63.02	
		Stride count	27.81	31.99	31.29	31.48	32.40	32.33	30.98	31.26	31.55	30.70	311.79	

10 m Stride length



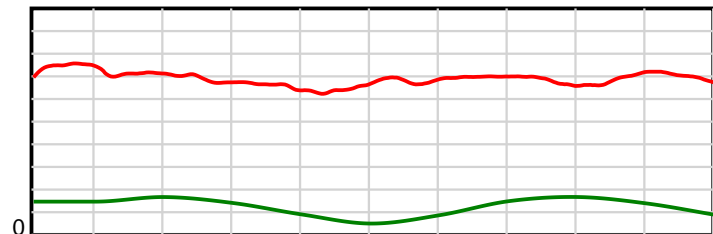
1980 m Finish

0.6 s Stride duration



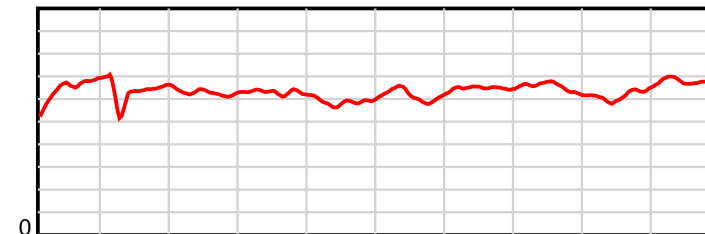
1980 m Finish

20 m/sec Speed



1980 m Finish

100 % Stride efficiency



1980 m Finish

Note: Horizontal distance axis grid lines are 200m furlongs.

Disclaimer.

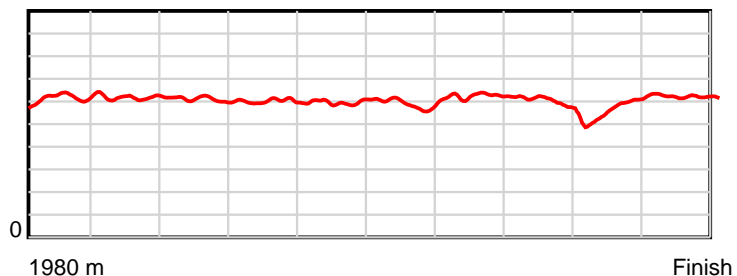
HRNZ and NZMTC and Thoroughbred Ratings Pty Ltd accepts no responsibility for the completeness or accuracy of any of the information contained herein, and makes no representations about its suitability for any particular purpose. Users should make their own judgements about those matters and/or seek independent advice. You assume all risks associated with use of the data provided on this page.

Race Results

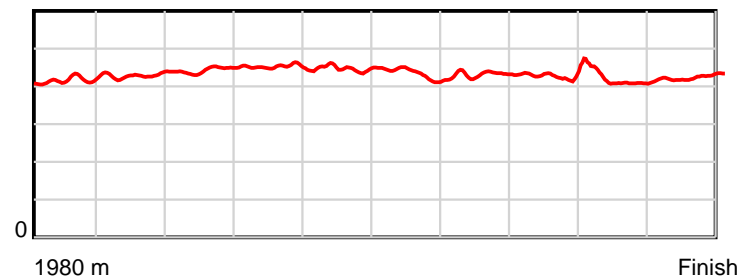
June 09, 2023, Race 3, WOODLANDS STUD SUPPORTING OUR FUTURE MOBILE PACE, Distance 1980m, Addington - Survey 1980m

Result	TAB no.	Horse (Barrier)	1980 to	1800m to	1600m to	1400m to	1200m to	1000m to	800m to	600m to	400m to	200m to	Total or	Margin
7th	11	Amaretto Franc... (11)	1800m	1600m	1400m	1200m	1000m	800m	600m	400m	200m	WP	Average	
		Position in running (margin)	-	7(5.1)	7(7.4)	7(9.1)	8(7.5)	9(6.2)	9(7.0)	8(5.2)	10(11.2)	10(15.0)		10.70
		Sectional time (s)	12.72	14.22	14.76	14.95	15.24	15.04	13.84	15.25	14.69	13.59		
		Cumulative time (s)	144.30	131.58	117.36	102.60	87.65	72.41	57.37	43.53	28.28	13.59	2:24.30	
		Speed (m/s)	14.15	14.06	13.55	13.38	13.12	13.30	14.45	13.11	13.61	14.72	13.72	
		Stride length (m)	6.23	6.03	6.00	6.05	5.86	5.74	6.26	5.64	5.67	6.26	5.96	
		Stride duration (s)	0.416	0.429	0.443	0.453	0.447	0.431	0.433	0.430	0.416	0.425	0.435	
		Stride efficiency (%)	60.68	56.90	56.34	57.26	53.74	51.45	61.17	49.69	50.20	61.16	55.57	
		Stride count	28.88	33.14	33.31	33.04	34.10	34.86	31.97	35.47	35.29	31.97	332.03	

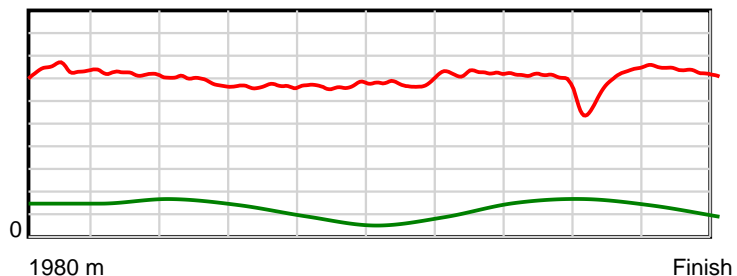
10 m Stride length



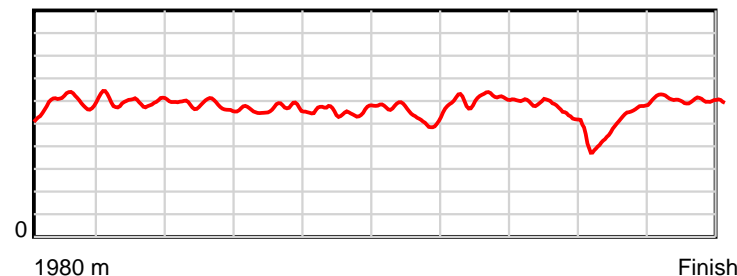
0.6 s Stride duration



20 m/sec Speed



100 % Stride efficiency



Note: Horizontal distance axis grid lines are 200m furlongs.

Disclaimer.

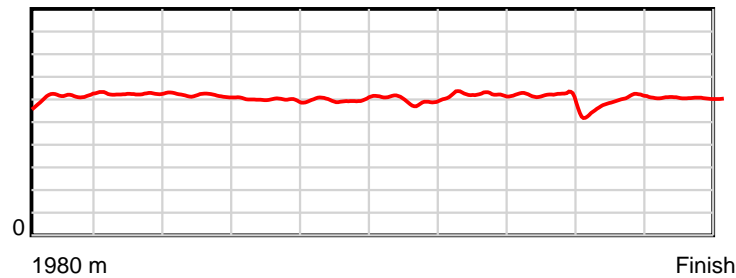
HRNZ and NZMTC and Thoroughbred Ratings Pty Ltd accepts no responsibility for the completeness or accuracy of any of the information contained herein, and makes no representations about its suitability for any particular purpose. Users should make their own judgements about those matters and/or seek independent advice. You assume all risks associated with use of the data provided on this page.

Race Results

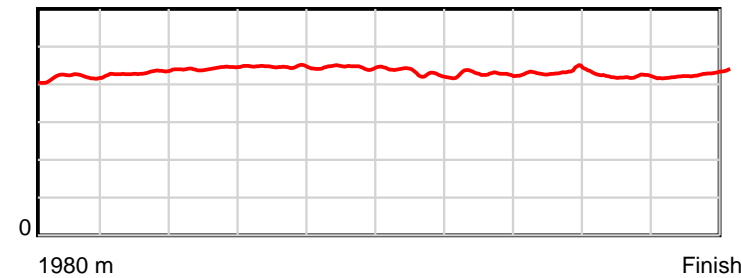
June 09, 2023, Race 3, WOODLANDS STUD SUPPORTING OUR FUTURE MOBILE PACE, Distance 1980m, Addington - Survey 1980m

Result	TAB no.	Horse (Barrier)	1980 to	1800m to	1600m to	1400m to	1200m to	1000m to	800m to	600m to	400m to	200m to	Total or	Margin
8th	10	Obsession (10)	1800m	1600m	1400m	1200m	1000m	800m	600m	400m	200m	WP	Average	
		Position in running (margin)	-	9(6.5)	8(9.6)	9(10.7)	10(9.7)	10(7.7)	10(8.5)	10(6.6)	9(11.2)	8(12.9)		10.80
		Sectional time (s)	12.74	14.34	14.66	15.04	15.14	15.03	13.83	15.02	14.34	14.18		
		Cumulative time (s)	144.32	131.58	117.24	102.58	87.54	72.40	57.37	43.54	28.52	14.18	2:24.32	
		Speed (m/s)	14.13	13.95	13.64	13.30	13.21	13.31	14.46	13.32	13.95	14.10	13.72	
		Stride length (m)	6.11	6.01	6.04	5.94	5.88	5.72	6.19	5.77	5.86	6.04	5.95	
		Stride duration (s)	0.419	0.431	0.443	0.447	0.445	0.430	0.428	0.433	0.420	0.428	0.434	
		Stride efficiency (%)	58.26	56.40	56.94	55.16	54.07	51.10	59.97	52.06	53.62	56.93	55.33	
		Stride count	29.48	33.29	33.13	33.66	34.00	34.97	32.28	34.65	34.14	33.14	332.74	

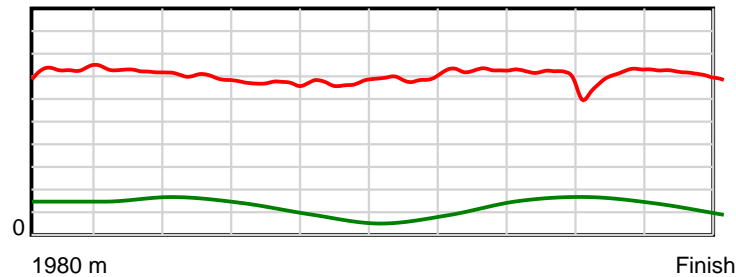
10 m Stride length



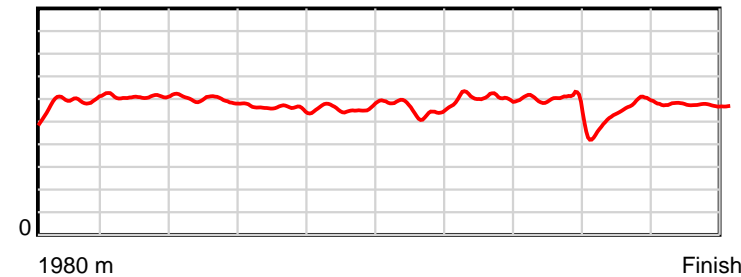
0.6 s Stride duration



20 m/sec Speed



100 % Stride efficiency



Note: Horizontal distance axis grid lines are 200m furlongs.

Disclaimer.

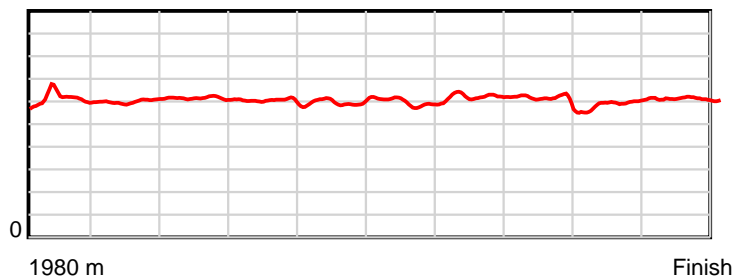
HRNZ and NZMTC and Thoroughbred Ratings Pty Ltd accepts no responsibility for the completeness or accuracy of any of the information contained herein, and makes no representations about its suitability for any particular purpose. Users should make their own judgements about those matters and/or seek independent advice. You assume all risks associated with use of the data provided on this page.

Race Results

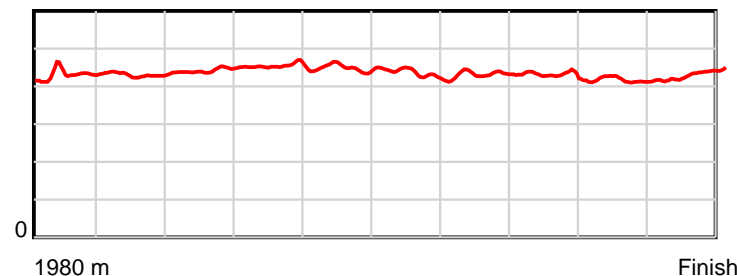
June 09, 2023, Race 3, WOODLANDS STUD SUPPORTING OUR FUTURE MOBILE PACE, Distance 1980m, Addington - Survey 1980m

Result	TAB no.	Horse (Barrier)	1980 to	1800m to	1600m to	1400m to	1200m to	1000m to	800m to	600m to	400m to	200m to	Total or	Margin
9th	5	Elite Styx (5)	1800m	1600m	1400m	1200m	1000m	800m	600m	400m	200m	WP	Average	
		Position in running (margin)	-	8(6.3)	10(12.2)	10(12.3)	11(11.4)	11(9.6)	11(10.8)	11(8.8)	11(11.9)	9(14.1)		11.90
		Sectional time (s)	12.58	14.82	14.49	15.06	15.17	15.10	13.81	14.77	14.41	14.30		
		Cumulative time (s)	144.51	131.93	117.11	102.62	87.56	72.39	57.29	43.48	28.71	14.30	2:24.51	
		Speed (m/s)	14.31	13.50	13.80	13.28	13.18	13.25	14.48	13.54	13.88	13.99	13.70	
		Stride length (m)	6.15	5.81	6.11	6.02	5.92	5.74	6.27	5.79	5.78	6.07	5.96	
		Stride duration (s)	0.430	0.431	0.442	0.454	0.449	0.433	0.433	0.428	0.417	0.434	0.435	
		Stride efficiency (%)	59.07	52.82	58.29	56.71	54.69	51.42	61.38	52.43	52.25	57.59	55.48	
		Stride count	29.28	34.40	32.75	33.20	33.81	34.87	31.91	34.53	34.59	32.95	332.29	

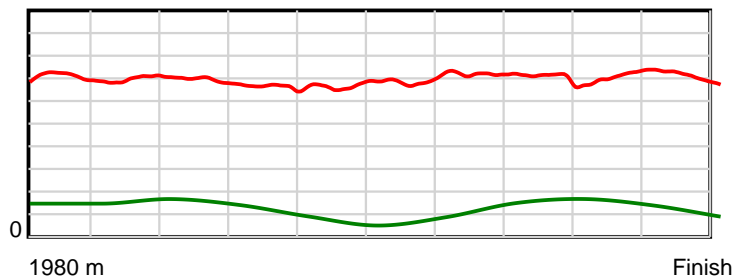
10 m Stride length



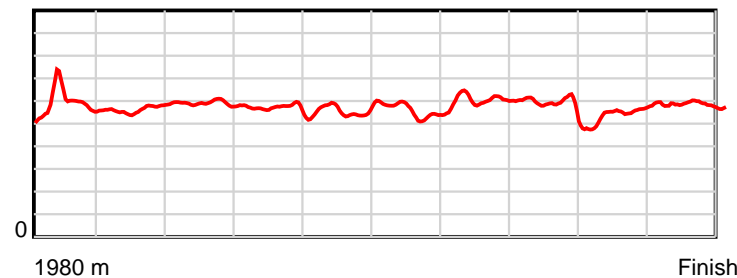
0.6 s Stride duration



20 m/sec Speed



100 % Stride efficiency



Note: Horizontal distance axis grid lines are 200m furlongs.

Disclaimer.

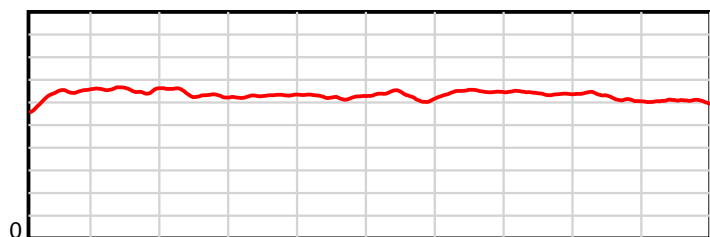
HRNZ and NZMTC and Thoroughbred Ratings Pty Ltd accepts no responsibility for the completeness or accuracy of any of the information contained herein, and makes no representations about its suitability for any particular purpose. Users should make their own judgements about those matters and/or seek independent advice. You assume all risks associated with use of the data provided on this page.

Race Results

June 09, 2023, Race 3, WOODLANDS STUD SUPPORTING OUR FUTURE MOBILE PACE, Distance 1980m, Addington - Survey 1980m

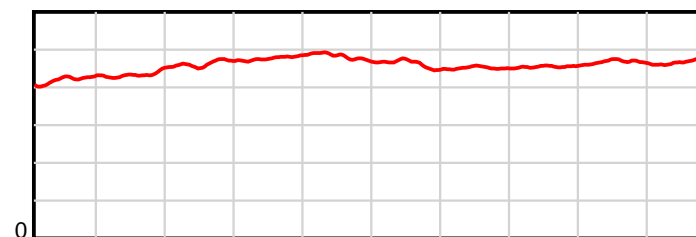
Result	TAB no.	Horse (Barrier)	1980 to	1800m to	1600m to	1400m to	1200m to	1000m to	800m to	600m to	400m to	200m to	Total or	Margin
10th	7	Joan's Rising ... (7)	1800m	1600m	1400m	1200m	1000m	800m	600m	400m	200m	WP	Average	
		Position in running (margin)	-	2(1.2)	2(1.2)	3(2.7)	3(2.2)	5(3.2)	4(2.5)	5(6.0)	7(12.5)			19.70
		Sectional time (s)	11.61	13.83	14.72	15.15	15.46	15.07	14.03	14.85	15.12	16.09		
		Cumulative time (s)	145.93	134.32	120.49	105.77	90.62	75.16	60.09	46.06	31.21	16.09	2:25.93	
		Speed (m/s)	15.50	14.46	13.59	13.20	12.94	13.27	14.26	13.47	13.23	12.43	13.57	
		Stride length (m)	6.43	6.29	6.31	6.32	6.21	6.11	6.44	6.14	6.18	5.97	6.23	
		Stride duration (s)	0.422	0.435	0.464	0.478	0.480	0.460	0.452	0.456	0.467	0.480	0.460	
		Stride efficiency (%)	64.62	61.84	62.16	62.36	60.27	58.35	64.85	58.94	59.68	55.64	60.74	
		Stride count	27.99	31.79	31.71	31.66	32.20	32.73	31.05	32.57	32.36	33.52	317.58	

10 m Stride length



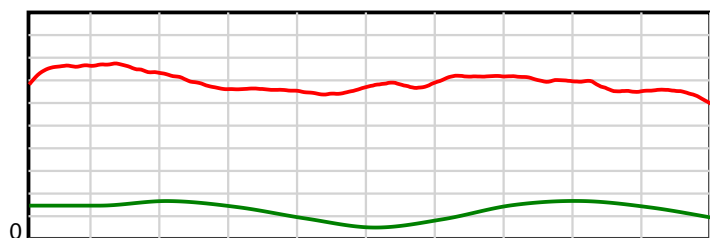
1980 m Finish

0.6 s Stride duration



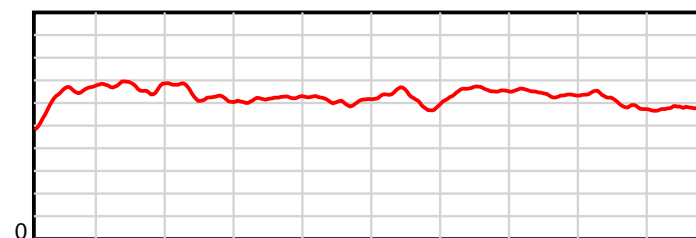
1980 m Finish

20 m/sec Speed



1980 m Finish

100 % Stride efficiency



1980 m Finish

Note: Horizontal distance axis grid lines are 200m furlongs.

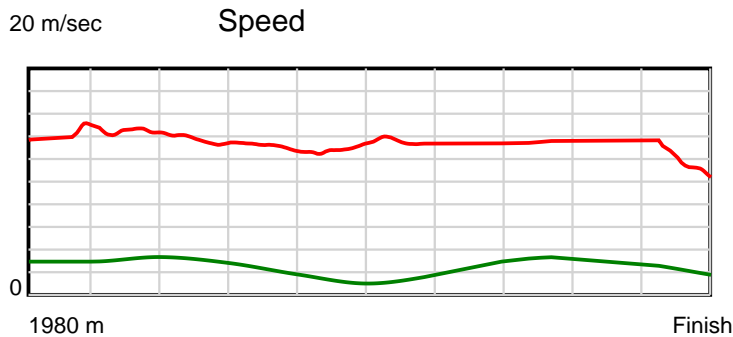
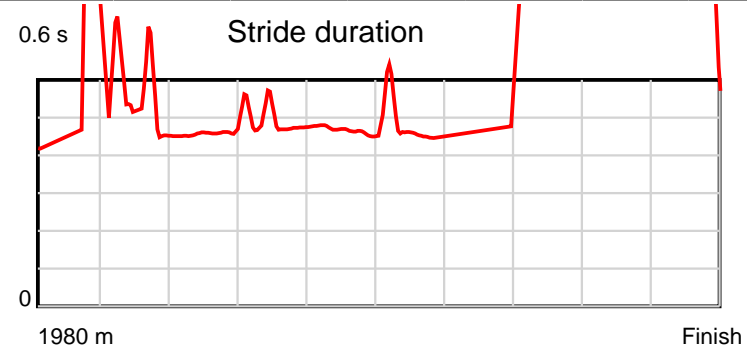
Disclaimer.

HRNZ and NZMTC and Thoroughbred Ratings Pty Ltd accepts no responsibility for the completeness or accuracy of any of the information contained herein, and makes no representations about its suitability for any particular purpose. Users should make their own judgements about those matters and/or seek independent advice. You assume all risks associated with use of the data provided on this page.

Race Results

June 09, 2023, Race 3, WOODLANDS STUD SUPPORTING OUR FUTURE MOBILE PACE, Distance 1980m, Addington - Survey 1980m

Result	TAB no.	Horse (Barrier)	1980 to	1800m to	1600m to	1400m to	1200m to	1000m to	800m to	600m to	400m to	200m to	Total or	Margin
11th	4	Sky Vale (4)	1800m	1600m	1400m	1200m	1000m	800m	600m	400m	200m	WP	Average	
		Position in running (margin)	-	4(1.4)	3(2.4)	2(2.2)	2(1.8)	4(2.2)	3(2.3)	5(3.1)	6(6.6)	11(16.0)		33.90
		Sectional time (s)	12.00	14.01	14.44	15.14	15.54	14.93	14.26	14.85	15.61	17.70		
		Cumulative time (s)	148.48	136.48	122.47	108.03	92.89	77.35	62.42	48.16	33.31	17.70	2:28.48	
		Speed (m/s)	15.00	14.28	13.85	13.21	12.87	13.40	14.03	13.47	12.81	11.30	13.34	
		Stride length (m)	7.10	6.74	6.33	6.37	5.99	6.97	13.22	50.20	28.11	10.54	8.79	
		Stride duration (s)	0.462	0.472	0.457	0.482	0.465	0.520	0.943	3.727	2.194	0.933	0.659	
		Stride efficiency (%)	78.66	70.94	62.69	63.32	56.09	75.87	273.20	3937.97	1234.90	173.75	120.67	
		Stride count	25.37	29.68	31.58	31.42	33.38	28.70	15.13	3.98	7.11	18.97	225.32	



Note: Horizontal distance axis grid lines are 200m furlongs.

Disclaimer.

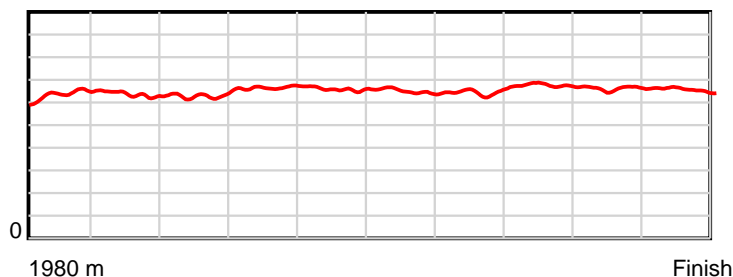
HRNZ and NZMTC and Thoroughbred Ratings Pty Ltd accepts no responsibility for the completeness or accuracy of any of the information contained herein, and makes no representations about its suitability for any particular purpose. Users should make their own judgements about those matters and/or seek independent advice. You assume all risks associated with use of the data provided on this page.

Race Results

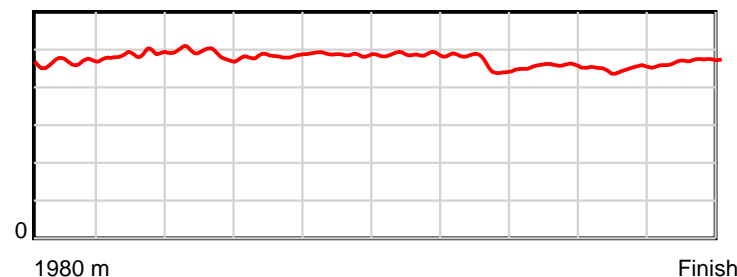
June 09, 2023, Race 4, NEVELE R MOBILE PACE, Distance 1980m, Addington - Survey 1980m

Result	TAB no.	Horse (Barrier)	1980 to	1800m to	1600m to	1400m to	1200m to	1000m to	800m to	600m to	400m to	200m to	Total or	Margin
1st	5	Treacherous Mi... (4)	1800m	1600m	1400m	1200m	1000m	800m	600m	400m	200m	WP	Average	
		Position in running (margin)	-	7(5.0)	8(7.9)	8(9.5)	8(7.8)	8(7.4)	8(6.6)	6(5.9)	5(2.1)	1(0.0)		0.00
		Sectional time (s)	13.26	15.67	15.63	14.47	14.95	15.31	14.29	13.98	13.93	14.22		
		Cumulative time (s)	145.71	132.45	116.78	101.15	86.68	71.73	56.42	42.13	28.15	14.22	2:25.71	
		Speed (m/s)	13.57	12.76	12.80	13.82	13.38	13.06	14.00	14.31	14.36	14.06	13.59	
		Stride length (m)	6.40	6.22	6.28	6.68	6.52	6.36	6.50	6.54	6.46	6.62	6.46	
		Stride duration (s)	0.467	0.487	0.491	0.483	0.487	0.487	0.464	0.457	0.450	0.471	0.475	
		Stride efficiency (%)	64.02	60.51	61.55	69.73	66.48	63.20	65.94	66.78	65.17	68.56	65.12	
		Stride count	28.12	32.14	31.87	29.94	30.66	31.45	30.79	30.59	30.97	30.19	306.72	

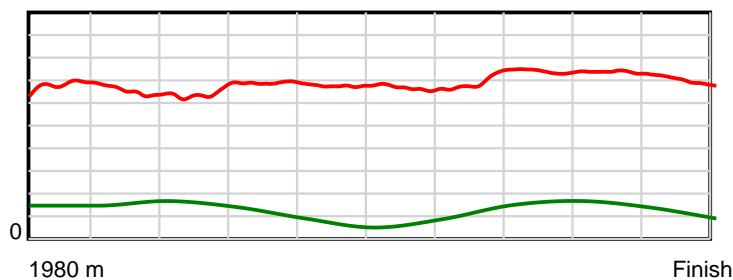
10 m Stride length



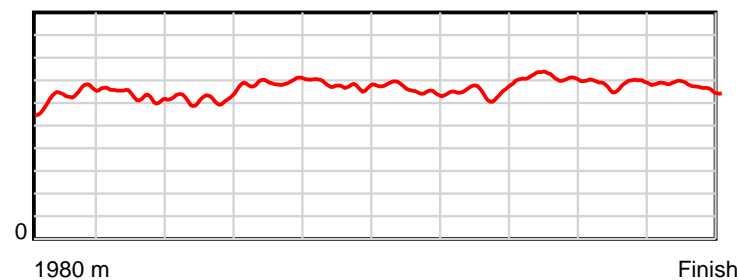
0.6 s Stride duration



20 m/sec Speed



100 % Stride efficiency



Note: Horizontal distance axis grid lines are 200m furlongs.

Disclaimer.

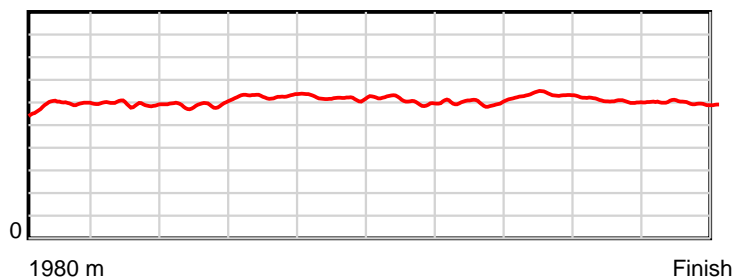
HRNZ and NZMTC and Thoroughbred Ratings Pty Ltd accepts no responsibility for the completeness or accuracy of any of the information contained herein, and makes no representations about its suitability for any particular purpose. Users should make their own judgements about those matters and/or seek independent advice. You assume all risks associated with use of the data provided on this page.

Race Results

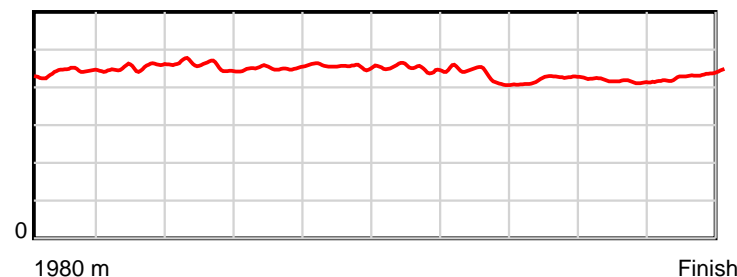
June 09, 2023, Race 4, NEVELE R MOBILE PACE, Distance 1980m, Addington - Survey 1980m

Result	TAB no.	Horse (Barrier)	1980 to	1800m to	1600m to	1400m to	1200m to	1000m to	800m to	600m to	400m to	200m to	Total or	Margin
2nd	6	Zara Tindall (5)	1800m	1600m	1400m	1200m	1000m	800m	600m	400m	200m	WP	Average	
		Position in running (margin)	-	8(6.4)	9(9.6)	9(11.4)	9(9.6)	9(9.4)	9(8.5)	9(8.2)	7(3.9)	2(2.9)		3.80
		Sectional time (s)	13.49	15.71	15.66	14.47	14.97	15.28	14.37	13.90	14.10	14.44		
		Cumulative time (s)	146.39	132.90	117.19	101.53	87.06	72.09	56.81	42.44	28.54	14.44	2:26.39	
		Speed (m/s)	13.34	12.73	12.77	13.82	13.36	13.09	13.92	14.39	14.18	13.85	13.53	
		Stride length (m)	5.90	5.77	5.85	6.23	6.10	5.89	6.00	6.08	5.90	5.99	5.97	
		Stride duration (s)	0.441	0.453	0.458	0.451	0.456	0.450	0.431	0.423	0.416	0.433	0.441	
		Stride efficiency (%)	54.47	51.94	53.53	60.74	58.10	54.13	56.19	57.85	54.45	56.10	55.68	
		Stride count	30.49	34.69	34.17	32.08	32.80	33.98	33.35	32.87	33.88	33.38	331.69	

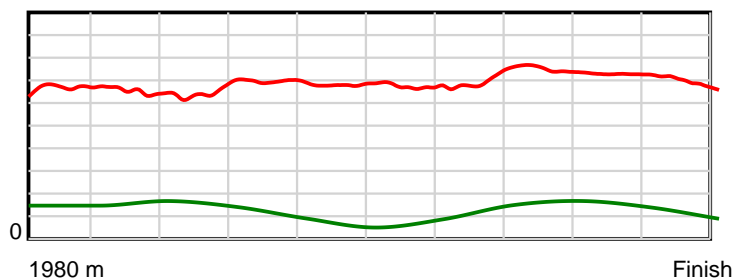
10 m Stride length



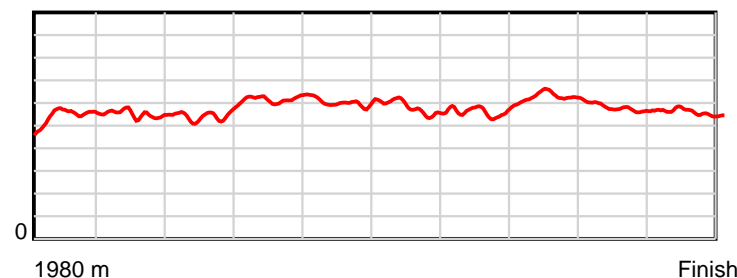
0.6 s Stride duration



20 m/sec Speed



100 % Stride efficiency



Note: Horizontal distance axis grid lines are 200m furlongs.

Disclaimer.

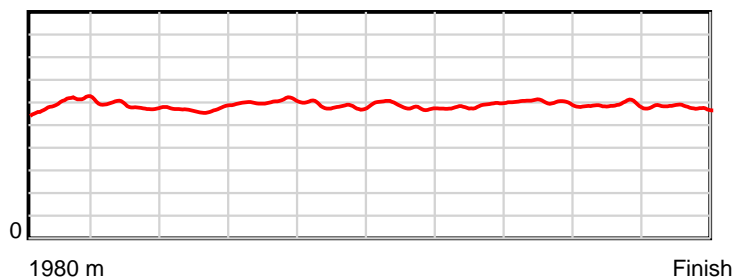
HRNZ and NZMTC and Thoroughbred Ratings Pty Ltd accepts no responsibility for the completeness or accuracy of any of the information contained herein, and makes no representations about its suitability for any particular purpose. Users should make their own judgements about those matters and/or seek independent advice. You assume all risks associated with use of the data provided on this page.

Race Results

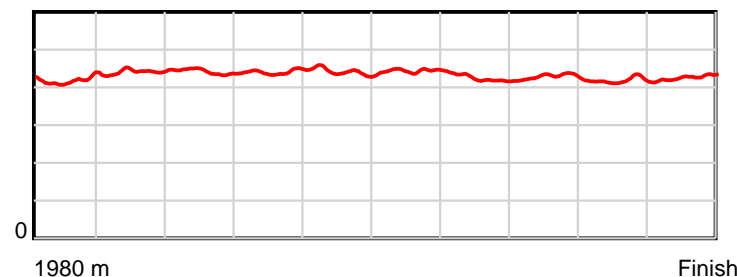
June 09, 2023, Race 4, NEVELE R MOBILE PACE, Distance 1980m, Addington - Survey 1980m

Result	TAB no.	Horse (Barrier)	1980 to	1800m to	1600m to	1400m to	1200m to	1000m to	800m to	600m to	400m to	200m to	Total or	Margin
3rd	10	Terror Ma Sue (8)	1800m	1600m	1400m	1200m	1000m	800m	600m	400m	200m	WP	Average	
		Position in running (margin)	-	6(4.0)	3(4.5)	4(4.8)	5(3.8)	5(4.5)	5(3.9)	5(4.7)	8(4.2)	5(5.0)		6.80
		Sectional time (s)	12.94	15.27	15.42	14.60	15.12	15.34	14.53	14.54	14.41	14.77		
		Cumulative time (s)	146.94	134.00	118.73	103.31	88.71	73.59	58.25	43.72	29.18	14.77	2:26.94	
		Speed (m/s)	13.91	13.10	12.97	13.70	13.23	13.04	13.76	13.76	13.88	13.54	13.47	
		Stride length (m)	5.98	5.77	5.73	6.04	5.83	5.79	5.84	5.89	5.80	5.79	5.84	
		Stride duration (s)	0.418	0.440	0.441	0.441	0.441	0.444	0.424	0.428	0.418	0.427	0.434	
		Stride efficiency (%)	55.92	51.98	51.23	57.03	53.17	52.40	53.24	54.20	52.53	52.32	53.34	
		Stride count	30.09	34.68	34.93	33.11	34.29	34.54	34.26	33.96	34.49	34.56	338.91	

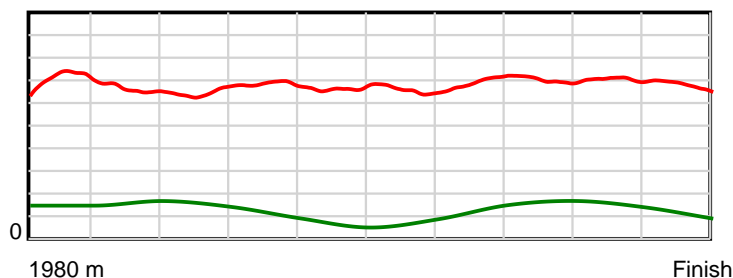
10 m Stride length



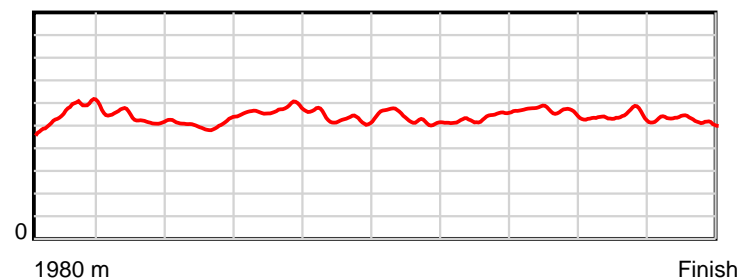
0.6 s Stride duration



20 m/sec Speed



100 % Stride efficiency



Note: Horizontal distance axis grid lines are 200m furlongs.

Disclaimer.

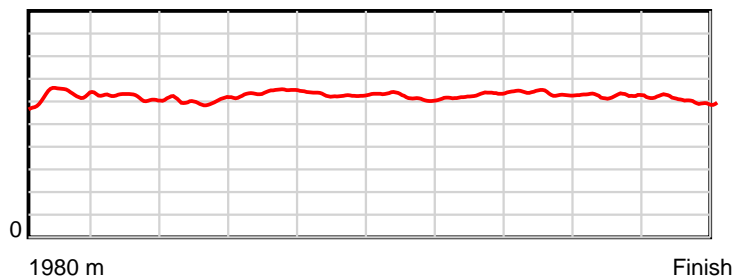
HRNZ and NZMTC and Thoroughbred Ratings Pty Ltd accepts no responsibility for the completeness or accuracy of any of the information contained herein, and makes no representations about its suitability for any particular purpose. Users should make their own judgements about those matters and/or seek independent advice. You assume all risks associated with use of the data provided on this page.

Race Results

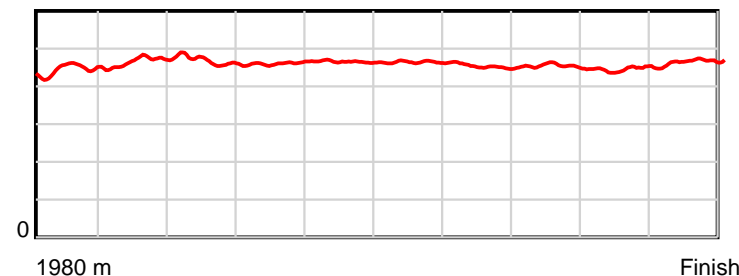
June 09, 2023, Race 4, NEVELE R MOBILE PACE, Distance 1980m, Addington - Survey 1980m

Result	TAB no.	Horse (Barrier)	1980 to	1800m to	1600m to	1400m to	1200m to	1000m to	800m to	600m to	400m to	200m to	Total or	Margin
4th	4	God Dam (3)	1800m	1600m	1400m	1200m	1000m	800m	600m	400m	200m	WP	Average	
		Position in running (margin)	-	3(2.0)	4(4.6)	5(5.9)	4(3.6)	4(3.0)	4(2.4)	3(2.1)	4(2.0)	3(3.3)		9.00
		Sectional time (s)	12.67	15.62	15.59	14.38	14.90	15.35	14.35	14.61	14.49	15.36		
		Cumulative time (s)	147.32	134.65	119.03	103.44	89.06	74.16	58.81	44.46	29.85	15.36	2:27.32	
		Speed (m/s)	14.20	12.80	12.83	13.91	13.42	13.03	13.94	13.69	13.80	13.02	13.44	
		Stride length (m)	6.33	5.95	6.01	6.41	6.24	6.04	6.30	6.21	6.14	6.08	6.17	
		Stride duration (s)	0.446	0.465	0.468	0.461	0.465	0.464	0.452	0.454	0.445	0.467	0.459	
		Stride efficiency (%)	62.64	55.35	56.37	64.26	60.89	57.08	62.11	60.34	58.93	57.83	59.45	
		Stride count	28.43	33.61	33.30	31.19	32.04	33.09	31.72	32.19	32.57	32.88	321.02	

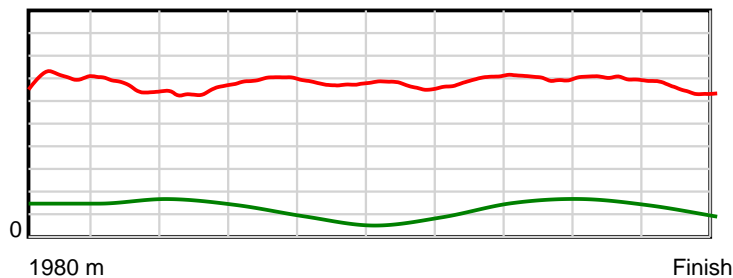
10 m Stride length



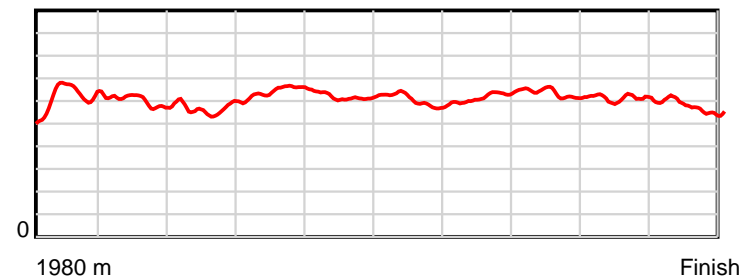
0.6 s Stride duration



20 m/sec Speed



100 % Stride efficiency



Note: Horizontal distance axis grid lines are 200m furlongs.

Disclaimer.

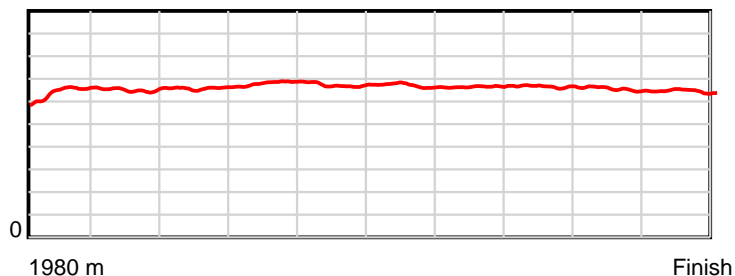
HRNZ and NZMTC and Thoroughbred Ratings Pty Ltd accepts no responsibility for the completeness or accuracy of any of the information contained herein, and makes no representations about its suitability for any particular purpose. Users should make their own judgements about those matters and/or seek independent advice. You assume all risks associated with use of the data provided on this page.

Race Results

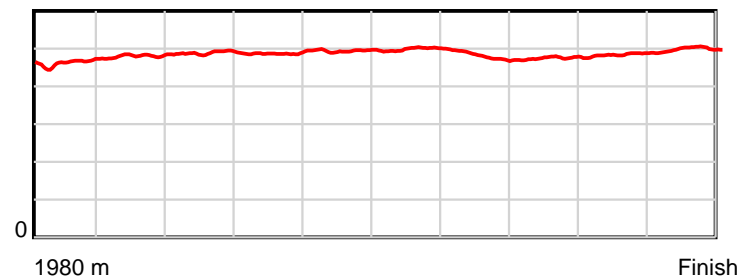
June 09, 2023, Race 4, NEVELE R MOBILE PACE, Distance 1980m, Addington - Survey 1980m

Result	TAB no.	Horse (Barrier)	1980 to	1800m to	1600m to	1400m to	1200m to	1000m to	800m to	600m to	400m to	200m to	Total or	Margin
5th	8	Amazing Me (6)	1800m	1600m	1400m	1200m	1000m	800m	600m	400m	200m	WP	Average	
		Position in running (margin)	-	5(3.3)	5(5.0)	3(3.6)	2(1.3)	2(0.9)	2(0.2)	1(0.0)	2(0.4)	4(4.0)		9.40
		Sectional time (s)	12.99	15.45	15.15	14.38	14.94	15.31	14.38	14.69	14.86	15.25		
		Cumulative time (s)	147.40	134.41	118.96	103.81	89.43	74.49	59.18	44.80	30.11	15.25	2:27.40	
		Speed (m/s)	13.85	12.94	13.20	13.91	13.39	13.06	13.91	13.61	13.46	13.11	13.43	
		Stride length (m)	6.46	6.22	6.45	6.78	6.61	6.51	6.66	6.47	6.53	6.55	6.52	
		Stride duration (s)	0.462	0.480	0.489	0.487	0.494	0.498	0.479	0.475	0.485	0.499	0.485	
		Stride efficiency (%)	65.14	60.41	65.03	71.80	68.37	66.21	69.33	65.39	66.70	66.96	66.45	
		Stride count	27.88	32.17	31.00	29.51	30.24	30.72	30.03	30.92	30.61	30.55	303.63	

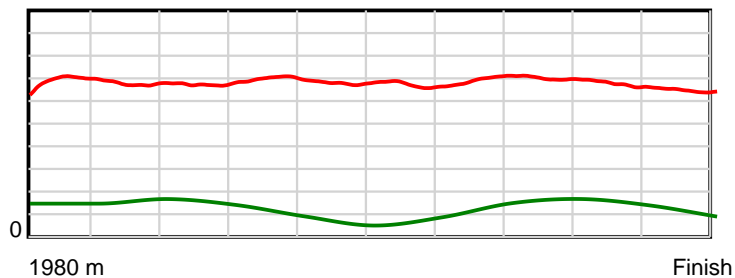
10 m Stride length



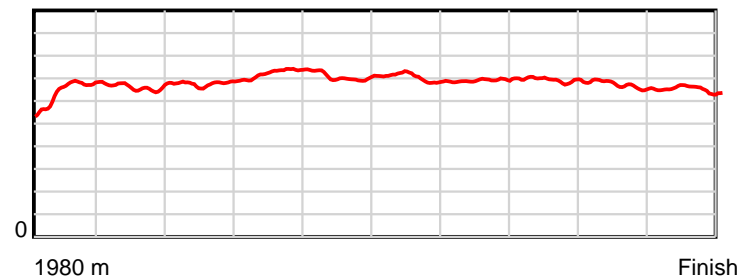
0.6 s Stride duration



20 m/sec Speed



100 % Stride efficiency



Note: Horizontal distance axis grid lines are 200m furlongs.

Disclaimer.

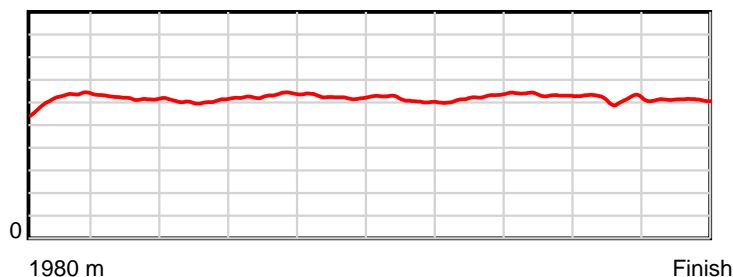
HRNZ and NZMTC and Thoroughbred Ratings Pty Ltd accepts no responsibility for the completeness or accuracy of any of the information contained herein, and makes no representations about its suitability for any particular purpose. Users should make their own judgements about those matters and/or seek independent advice. You assume all risks associated with use of the data provided on this page.

Race Results

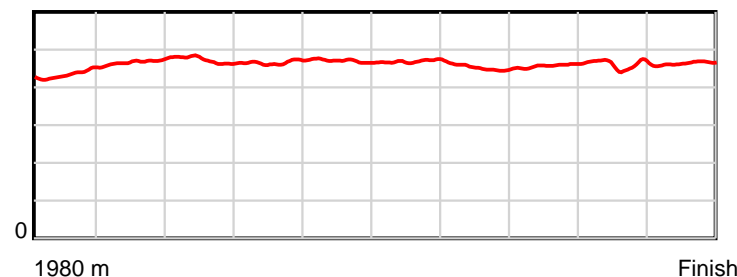
June 09, 2023, Race 4, NEVELE R MOBILE PACE, Distance 1980m, Addington - Survey 1980m

Result	TAB no.	Horse (Barrier)	1980 to	1800m to	1600m to	1400m to	1200m to	1000m to	800m to	600m to	400m to	200m to	Total or	Margin
6th	1	Ceeubetty (0)	1800m	1600m	1400m	1200m	1000m	800m	600m	400m	200m	WP	Average	
		Position in running (margin)	-	2(1.4)	2(1.8)	2(2.3)	3(1.8)	3(1.9)	3(2.0)	4(2.4)	3(1.8)	6(5.5)		9.60
		Sectional time (s)	12.66	15.23	15.46	14.69	15.02	15.46	14.47	14.53	14.89	15.02		
		Cumulative time (s)	147.43	134.77	119.54	104.08	89.39	74.37	58.91	44.44	29.91	15.02	2:27.43	
		Speed (m/s)	14.21	13.13	12.94	13.61	13.32	12.94	13.82	13.76	13.43	13.32	13.43	
		Stride length (m)	6.24	6.14	6.11	6.34	6.27	6.07	6.25	6.29	6.20	6.17	6.21	
		Stride duration (s)	0.435	0.467	0.472	0.466	0.471	0.469	0.452	0.457	0.461	0.464	0.462	
		Stride efficiency (%)	60.77	58.89	58.37	62.80	61.45	57.55	61.06	61.91	60.07	59.54	60.21	
		Stride count	28.86	32.58	32.72	31.55	31.89	32.96	32.00	31.77	32.26	32.40	318.99	

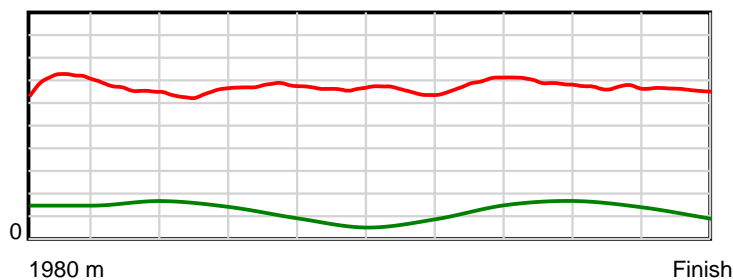
10 m Stride length



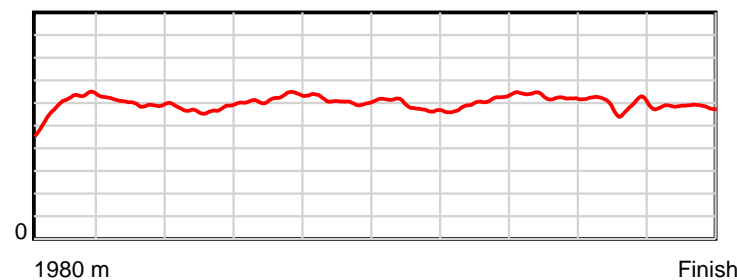
0.6 s Stride duration



20 m/sec Speed



100 % Stride efficiency



Note: Horizontal distance axis grid lines are 200m furlongs.

Disclaimer.

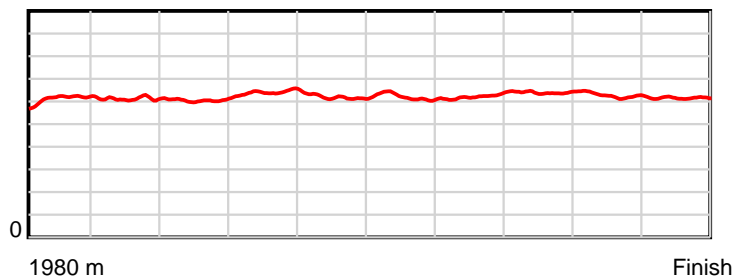
HRNZ and NZMTC and Thoroughbred Ratings Pty Ltd accepts no responsibility for the completeness or accuracy of any of the information contained herein, and makes no representations about its suitability for any particular purpose. Users should make their own judgements about those matters and/or seek independent advice. You assume all risks associated with use of the data provided on this page.

Race Results

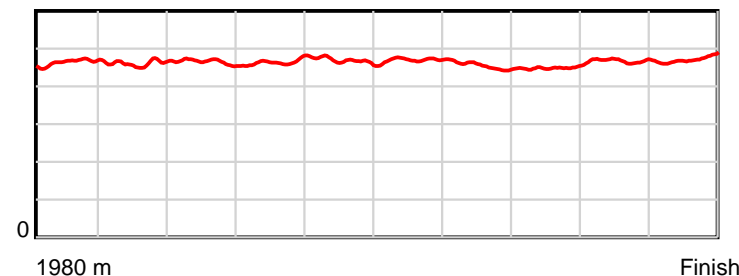
June 09, 2023, Race 4, NEVELE R MOBILE PACE, Distance 1980m, Addington - Survey 1980m

Result	TAB no.	Horse (Barrier)	1980 to	1800m to	1600m to	1400m to	1200m to	1000m to	800m to	600m to	400m to	200m to	Total or	Margin
7th	9	Aleks Kristina (7)	1800m	1600m	1400m	1200m	1000m	800m	600m	400m	200m	WP	Average	
		Position in running (margin)	-	9(8.0)	7(7.9)	6(7.1)	6(5.2)	7(6.1)	7(6.1)	8(6.7)	6(3.1)	8(7.6)		12.40
		Sectional time (s)	13.65	15.17	15.23	14.46	15.14	15.45	14.51	14.02	15.02	15.29		
		Cumulative time (s)	147.94	134.29	119.12	103.89	89.43	74.29	58.84	44.33	30.31	15.29	2:27.94	
		Speed (m/s)	13.18	13.18	13.13	13.83	13.21	12.94	13.78	14.27	13.32	13.08	13.38	
		Stride length (m)	6.13	6.08	6.10	6.43	6.18	6.09	6.25	6.41	6.23	6.18	6.21	
		Stride duration (s)	0.465	0.461	0.465	0.465	0.468	0.471	0.454	0.449	0.468	0.472	0.464	
		Stride efficiency (%)	58.75	57.77	58.17	64.57	59.78	58.02	61.06	64.15	60.70	59.67	60.21	
		Stride count	29.36	32.89	32.78	31.11	32.34	32.82	31.99	31.22	32.09	32.37	318.97	

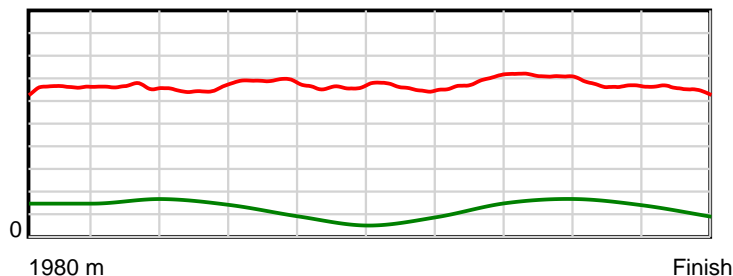
10 m Stride length



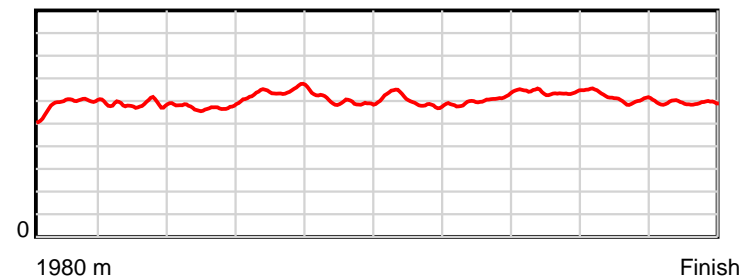
0.6 s Stride duration



20 m/sec Speed



100 % Stride efficiency



Note: Horizontal distance axis grid lines are 200m furlongs.

Disclaimer.

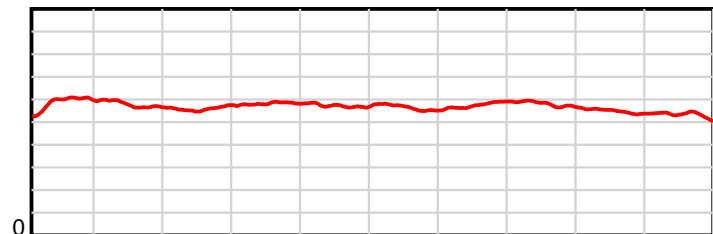
HRNZ and NZMTC and Thoroughbred Ratings Pty Ltd accepts no responsibility for the completeness or accuracy of any of the information contained herein, and makes no representations about its suitability for any particular purpose. Users should make their own judgements about those matters and/or seek independent advice. You assume all risks associated with use of the data provided on this page.

Race Results

June 09, 2023, Race 4, NEVELE R MOBILE PACE, Distance 1980m, Addington - Survey 1980m

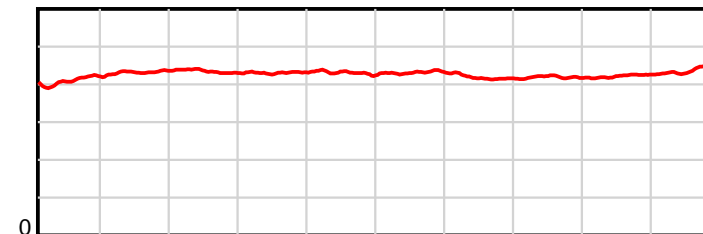
Result	TAB no.	Horse (Barrier)	1980 to	1800m to	1600m to	1400m to	1200m to	1000m to	800m to	600m to	400m to	200m to	Total or	Margin
8th	3	Mach Major (2)	1800m	1600m	1400m	1200m	1000m	800m	600m	400m	200m	WP	Average	
		Position in running (margin)	-	1(0.0)	1(0.0)	1(0.0)	1(0.0)	1(0.0)	1(0.0)	2(0.3)	1(0.0)	7(6.3)		18.30
		Sectional time (s)	12.25	15.18	15.37	14.77	15.00	15.44	14.47	14.57	15.32	16.64		
		Cumulative time (s)	149.01	136.76	121.58	106.21	91.44	76.44	61.00	46.53	31.96	16.64	2:29.01	
		Speed (m/s)	14.69	13.18	13.01	13.54	13.33	12.95	13.82	13.73	13.05	12.02	13.29	
		Stride length (m)	5.93	5.70	5.65	5.84	5.75	5.59	5.79	5.76	5.51	5.31	5.67	
		Stride duration (s)	0.410	0.432	0.434	0.431	0.431	0.431	0.419	0.419	0.422	0.442	0.427	
		Stride efficiency (%)	55.04	50.74	49.94	53.28	51.58	48.75	52.31	51.78	47.38	44.03	50.30	
		Stride count	30.33	35.10	35.38	34.25	34.81	35.81	34.57	34.74	36.32	37.68	348.99	

10 m Stride length



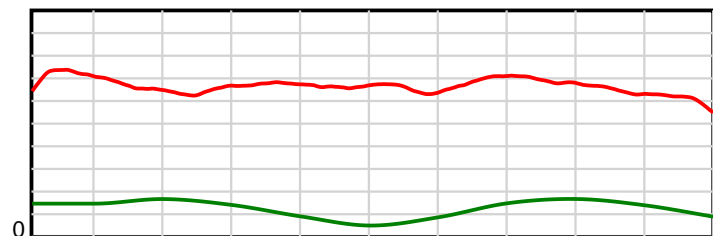
1980 m Finish

0.6 s Stride duration



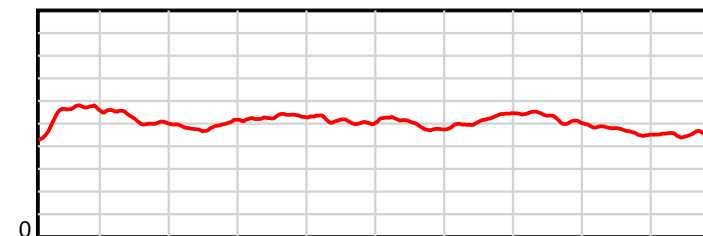
1980 m Finish

20 m/sec Speed



1980 m Finish

100 % Stride efficiency



1980 m Finish

Note: Horizontal distance axis grid lines are 200m furlongs.

Disclaimer.

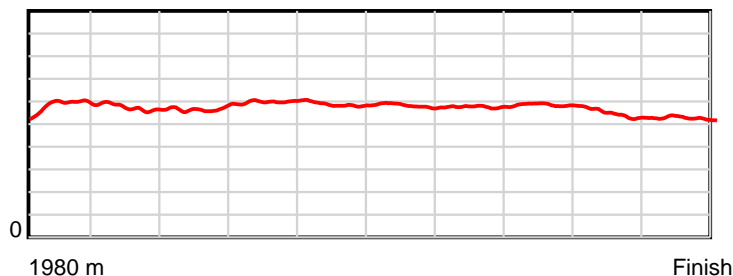
HRNZ and NZMTC and Thoroughbred Ratings Pty Ltd accepts no responsibility for the completeness or accuracy of any of the information contained herein, and makes no representations about its suitability for any particular purpose. Users should make their own judgements about those matters and/or seek independent advice. You assume all risks associated with use of the data provided on this page.

Race Results

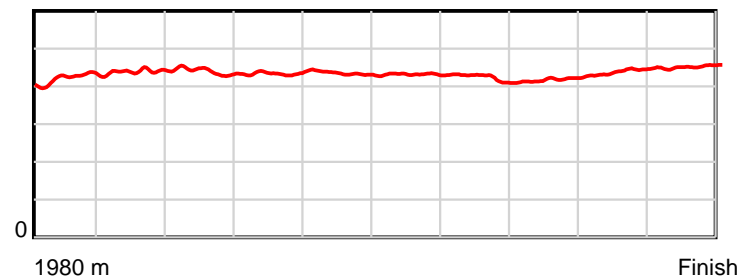
June 09, 2023, Race 4, NEVELE R MOBILE PACE, Distance 1980m, Addington - Survey 1980m

Result	TAB no.	Horse (Barrier)	1980 to	1800m to	1600m to	1400m to	1200m to	1000m to	800m to	600m to	400m to	200m to	Total or	Margin
9th	2	Shez Looking (1)	1800m	1600m	1400m	1200m	1000m	800m	600m	400m	200m	WP	Average	
		Position in running (margin)	-	4(2.9)	6(5.8)	7(7.7)	7(5.5)	6(6.0)	6(5.3)	7(6.7)	9(7.8)	9(19.3)		33.60
		Sectional time (s)	12.89	15.67	15.67	14.41	15.07	15.33	14.64	14.80	16.19	17.09		
		Cumulative time (s)	151.76	138.87	123.20	107.53	93.12	78.05	62.72	48.08	33.28	17.09	2:31.76	
		Speed (m/s)	13.96	12.76	12.76	13.88	13.27	13.05	13.66	13.51	12.35	11.70	13.05	
		Stride length (m)	5.89	5.60	5.62	6.02	5.76	5.63	5.78	5.66	5.43	5.29	5.66	
		Stride duration (s)	0.423	0.439	0.440	0.434	0.434	0.432	0.423	0.419	0.440	0.452	0.434	
		Stride efficiency (%)	54.14	49.04	49.30	56.70	51.93	49.55	52.12	50.03	46.13	43.67	50.03	
		Stride count	30.58	35.70	35.61	33.20	34.69	35.52	34.63	35.35	36.81	37.83	349.92	

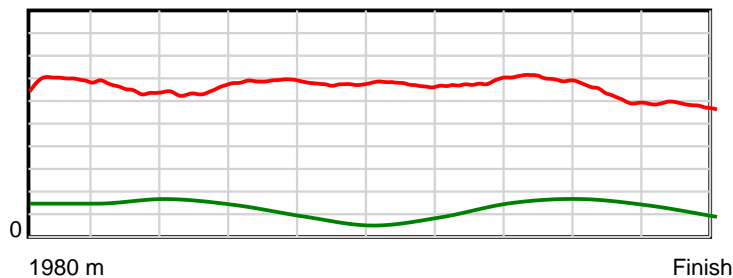
10 m Stride length



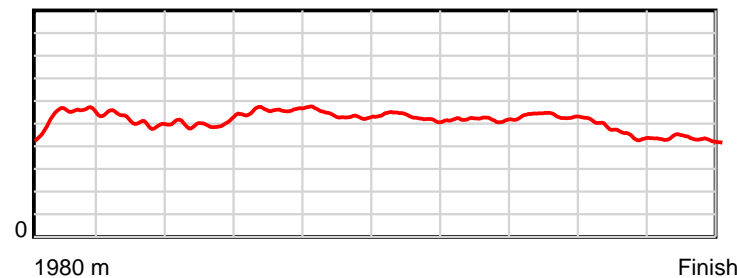
0.6 s Stride duration



20 m/sec Speed



100 % Stride efficiency



Note: Horizontal distance axis grid lines are 200m furlongs.

Disclaimer.

HRNZ and NZMTC and Thoroughbred Ratings Pty Ltd accepts no responsibility for the completeness or accuracy of any of the information contained herein, and makes no representations about its suitability for any particular purpose. Users should make their own judgements about those matters and/or seek independent advice. You assume all risks associated with use of the data provided on this page.



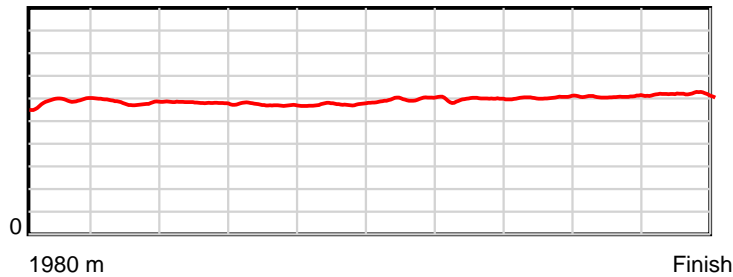
Race Results



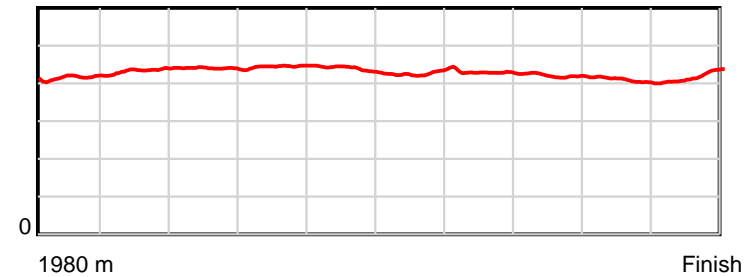
June 09, 2023, Race 5, HORNBY LIQUOR MOBILE PACE, Distance 1980m, Addington - Survey 1980m

Result	TAB no.	Horse (Barrier)	1980 to	1800m to	1600m to	1400m to	1200m to	1000m to	800m to	600m to	400m to	200m to	Total or	Margin
1st	5	Watermelon Sug... (4)	1800m	1600m	1400m	1200m	1000m	800m	600m	400m	200m	WP	Average	
		Position in running (margin)	-	4(4.3)	4(5.7)	3(3.1)	3(1.7)	3(1.5)	3(3.5)	3(2.0)	2(1.6)	2(0.8)		0.00
		Sectional time (s)	12.65	15.20	15.39	15.61	15.55	14.63	14.45	14.18	13.56	13.73		
		Cumulative time (s)	144.95	132.30	117.10	101.71	86.10	70.55	55.92	41.47	27.29	13.73	2:24.95	
		Speed (m/s)	14.23	13.16	13.00	12.81	12.86	13.67	13.84	14.10	14.75	14.57	13.66	
		Stride length (m)	5.88	5.70	5.72	5.70	5.65	5.84	5.93	5.92	6.03	6.11	5.84	
		Stride duration (s)	0.415	0.433	0.440	0.445	0.439	0.427	0.428	0.420	0.408	0.419	0.428	
		Stride efficiency (%)	54.06	50.82	51.08	50.69	49.88	53.32	54.87	54.86	56.75	58.30	53.36	
		Stride count	30.60	35.07	34.98	35.11	35.40	34.24	33.75	33.76	33.19	32.74	338.84	

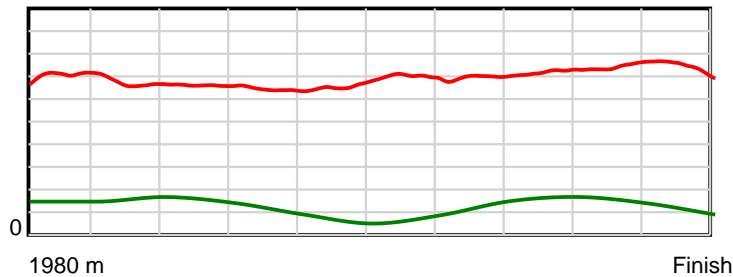
10 m Stride length



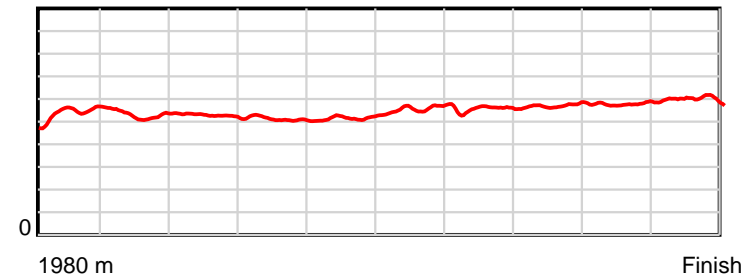
0.6 s Stride duration



20 m/sec Speed



100 % Stride efficiency



Note: Horizontal distance axis grid lines are 200m furlongs.

Disclaimer.

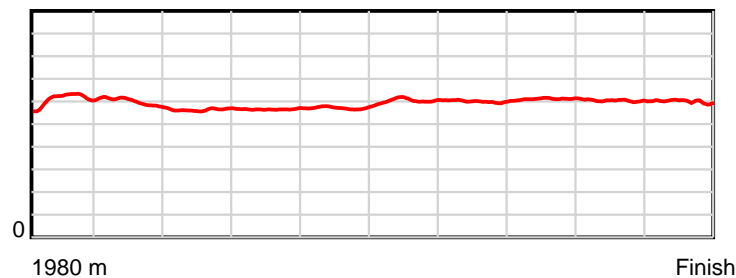
HRNZ and NZMTC and Thoroughbred Ratings Pty Ltd accepts no responsibility for the completeness or accuracy of any of the information contained herein, and makes no representations about its suitability for any particular purpose. Users should make their own judgements about those matters and/or seek independent advice. You assume all risks associated with use of the data provided on this page.

Race Results

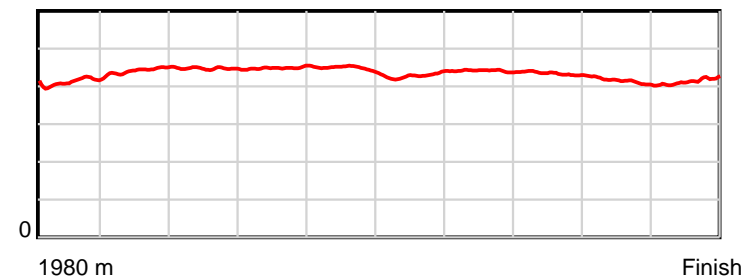
June 09, 2023, Race 5, HORNBY LIQUOR MOBILE PACE, Distance 1980m, Addington - Survey 1980m

Result	TAB no.	Horse (Barrier)	1980 to	1800m to	1600m to	1400m to	1200m to	1000m to	800m to	600m to	400m to	200m to	Total or	Margin
2nd	6	South Seas Roc... (5)	1800m	1600m	1400m	1200m	1000m	800m	600m	400m	200m	WP	Average	
		Position in running (margin)	-	1(0.0)	1(0.0)	1(0.0)	1(0.0)	1(0.0)	1(0.0)	1(0.0)	1(0.0)	1(0.0)		0.50
		Sectional time (s)	12.15	14.96	15.83	15.85	15.57	14.30	14.71	14.25	13.68	13.74		
		Cumulative time (s)	145.04	132.89	117.93	102.10	86.25	70.68	56.38	41.67	27.42	13.74	2:25.04	
		Speed (m/s)	14.81	13.37	12.63	12.62	12.85	13.99	13.60	14.04	14.62	14.56	13.65	
		Stride length (m)	6.15	5.92	5.65	5.67	5.76	6.00	6.00	6.09	6.05	6.02	5.92	
		Stride duration (s)	0.412	0.443	0.447	0.449	0.448	0.429	0.441	0.434	0.414	0.414	0.434	
		Stride efficiency (%)	59.09	54.82	49.87	50.16	51.76	56.18	56.21	58.00	57.29	56.69	54.83	
		Stride count	29.27	33.77	35.40	35.30	34.75	33.35	33.35	32.83	33.03	33.20	334.25	

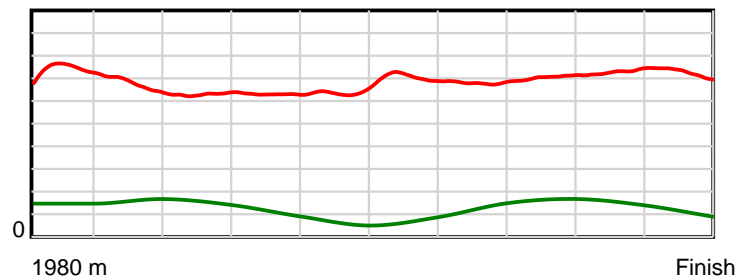
10 m Stride length



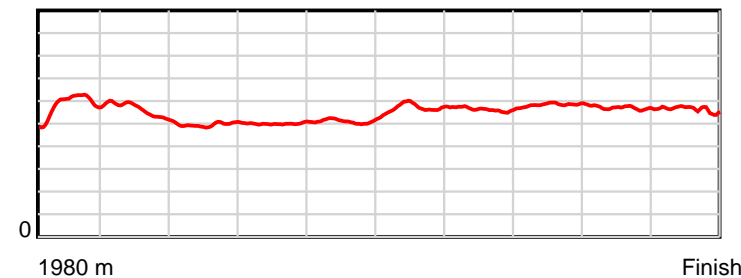
0.6 s Stride duration



20 m/sec Speed



100 % Stride efficiency



Note: Horizontal distance axis grid lines are 200m furlongs.

Disclaimer.

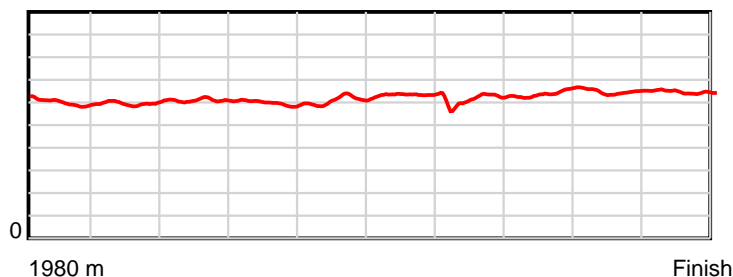
HRNZ and NZMTC and Thoroughbred Ratings Pty Ltd accepts no responsibility for the completeness or accuracy of any of the information contained herein, and makes no representations about its suitability for any particular purpose. Users should make their own judgements about those matters and/or seek independent advice. You assume all risks associated with use of the data provided on this page.

Race Results

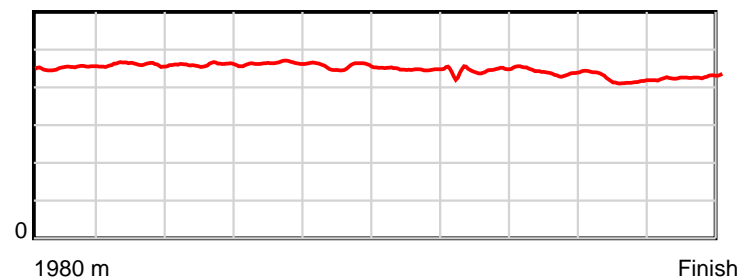
June 09, 2023, Race 5, HORNBY LIQUOR MOBILE PACE, Distance 1980m, Addington - Survey 1980m

Result	TAB no.	Horse (Barrier)	1980 to	1800m to	1600m to	1400m to	1200m to	1000m to	800m to	600m to	400m to	200m to	Total or	Margin
3rd	9	Smoke On The W... (8)	1800m	1600m	1400m	1200m	1000m	800m	600m	400m	200m	WP	Average	
		Position in running (margin)	-	10(11.7)	10(16.6)	10(13.3)	10(11.6)	10(9.5)	10(10.6)	10(9.2)	7(8.0)	6(5.0)		2.10
		Sectional time (s)	14.04	15.78	15.29	15.23	14.48	14.47	14.06	13.18	13.26			
		Cumulative time (s)	145.34	131.30	115.52	100.23	84.68	69.45	54.97	40.50	26.44	13.26	2:25.34	
		Speed (m/s)	12.82	12.67	13.08	12.86	13.13	13.81	13.82	14.22	15.17	15.08	13.62	
		Stride length (m)	5.97	5.83	6.02	5.97	5.99	6.20	6.12	6.26	6.37	6.46	6.11	
		Stride duration (s)	0.452	0.460	0.460	0.464	0.456	0.449	0.443	0.440	0.420	0.428	0.449	
		Stride efficiency (%)	55.77	53.19	56.63	55.66	56.00	60.04	58.59	61.17	63.36	65.23	58.43	
		Stride count	30.13	34.28	33.22	33.51	33.41	32.27	32.66	31.97	31.41	30.95	323.81	

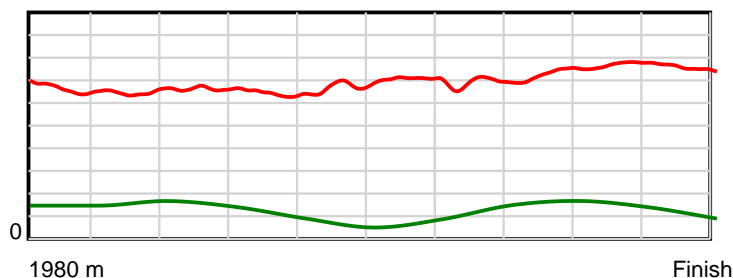
10 m Stride length



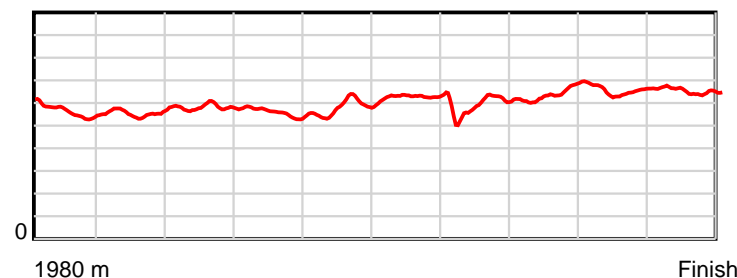
0.6 s Stride duration



20 m/sec Speed



100 % Stride efficiency



Note: Horizontal distance axis grid lines are 200m furlongs.

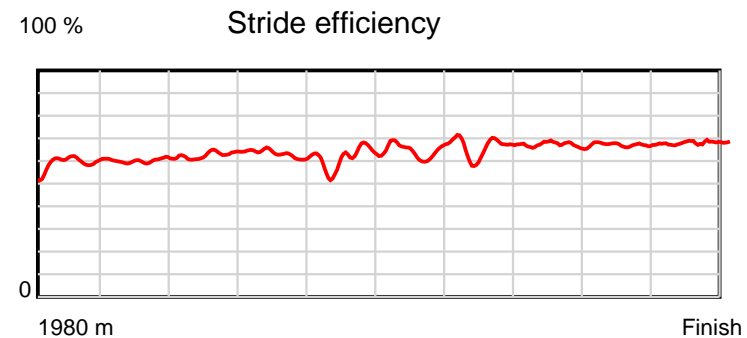
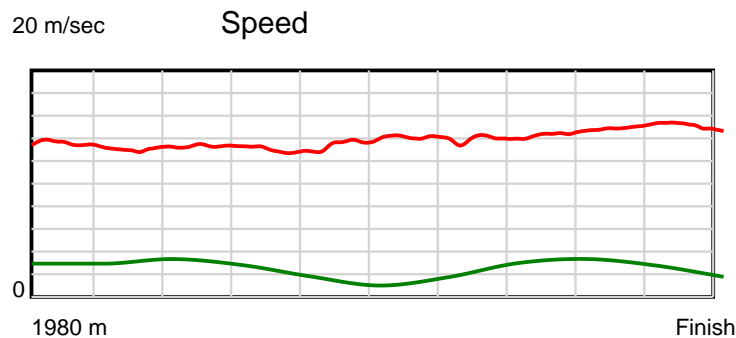
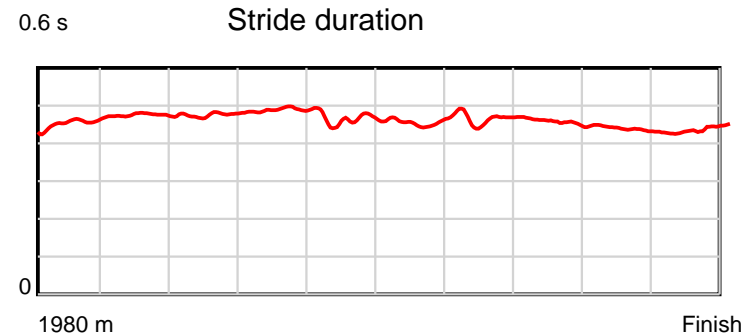
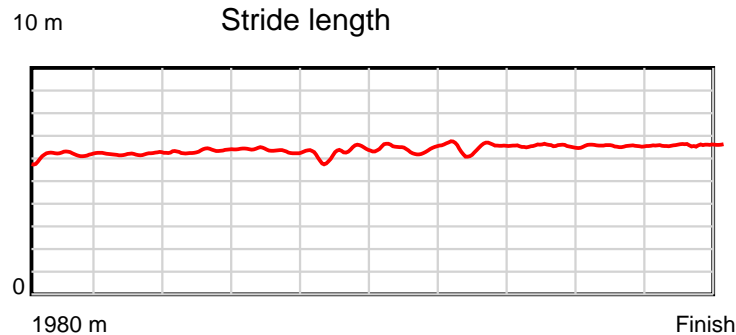
Disclaimer.

HRNZ and NZMTC and Thoroughbred Ratings Pty Ltd accepts no responsibility for the completeness or accuracy of any of the information contained herein, and makes no representations about its suitability for any particular purpose. Users should make their own judgements about those matters and/or seek independent advice. You assume all risks associated with use of the data provided on this page.

Race Results

June 09, 2023, Race 5, HORNBY LIQUOR MOBILE PACE, Distance 1980m, Addington - Survey 1980m

Result	TAB no.	Horse (Barrier)	1980 to	1800m to	1600m to	1400m to	1200m to	1000m to	800m to	600m to	400m to	200m to	Total or	Margin
4th	7	Adesanya (6)	1800m	1600m	1400m	1200m	1000m	800m	600m	400m	200m	WP	Average	
		Position in running (margin)	-	8(7.8)	8(14.4)	8(10.9)	8(8.2)	8(5.9)	7(7.4)	6(5.8)	5(6.4)	7(5.8)		2.40
		Sectional time (s)	13.34	16.07	15.24	15.39	15.20	14.55	14.44	14.35	13.59	13.22		
		Cumulative time (s)	145.39	132.05	115.98	100.74	85.35	70.15	55.60	41.16	26.81	13.22	2:25.39	
		Speed (m/s)	13.49	12.45	13.12	13.00	13.16	13.75	13.85	13.94	14.72	15.13	13.62	
		Stride length (m)	6.19	5.91	6.26	6.36	6.10	6.30	6.45	6.34	6.43	6.62	6.29	
		Stride duration (s)	0.456	0.474	0.477	0.489	0.463	0.458	0.466	0.455	0.437	0.437	0.462	
		Stride efficiency (%)	59.95	54.50	61.16	63.17	58.10	62.06	64.99	62.91	64.70	68.39	61.84	
		Stride count	29.06	33.87	31.97	31.46	32.80	31.74	31.01	31.52	31.08	30.23	314.74	



Note: Horizontal distance axis grid lines are 200m furlongs.

Disclaimer.

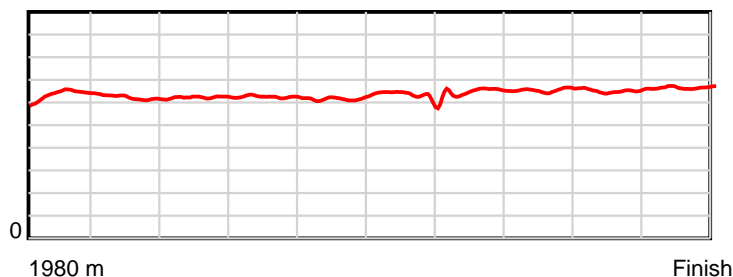
HRNZ and NZMTC and Thoroughbred Ratings Pty Ltd accepts no responsibility for the completeness or accuracy of any of the information contained herein, and makes no representations about its suitability for any particular purpose. Users should make their own judgements about those matters and/or seek independent advice. You assume all risks associated with use of the data provided on this page.

Race Results

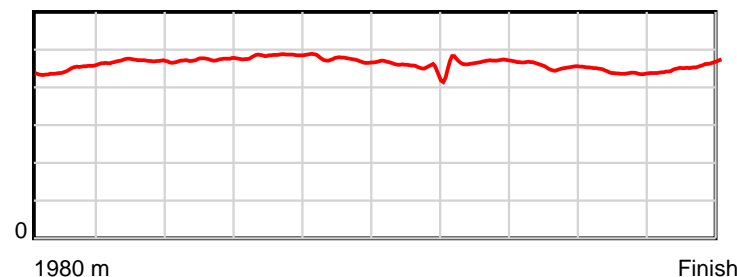
June 09, 2023, Race 5, HORNBY LIQUOR MOBILE PACE, Distance 1980m, Addington - Survey 1980m

Result	TAB no.	Horse (Barrier)	1980 to	1800m to	1600m to	1400m to	1200m to	1000m to	800m to	600m to	400m to	200m to	Total or	Margin
5th	11	Eastwood Ideal (10)	1800m	1600m	1400m	1200m	1000m	800m	600m	400m	200m	WP	Average	
		Position in running (margin)	-	6(5.2)	6(8.2)	5(5.6)	4(3.5)	5(3.3)	5(5.1)	4(3.5)	4(3.6)	4(3.4)		2.60
		Sectional time (s)	12.96	15.47	15.39	15.51	15.53	14.60	14.45	14.25	13.65	13.60		
		Cumulative time (s)	145.41	132.45	116.98	101.59	86.08	70.55	55.95	41.50	27.25	13.60	2:25.41	
		Speed (m/s)	13.89	12.93	13.00	12.89	12.88	13.70	13.84	14.04	14.65	14.71	13.62	
		Stride length (m)	6.40	6.08	6.15	6.25	6.10	6.20	6.49	6.40	6.44	6.72	6.32	
		Stride duration (s)	0.447	0.470	0.473	0.484	0.474	0.453	0.469	0.456	0.440	0.457	0.464	
		Stride efficiency (%)	63.98	57.72	59.12	60.95	58.21	60.15	65.91	63.99	64.87	70.55	62.35	
		Stride count	28.13	32.91	32.52	32.02	32.77	32.24	30.80	31.25	31.04	29.77	313.45	

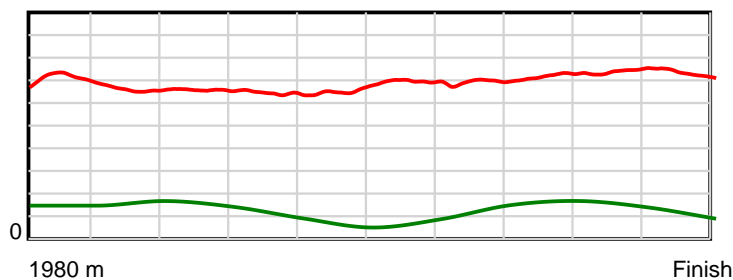
10 m Stride length



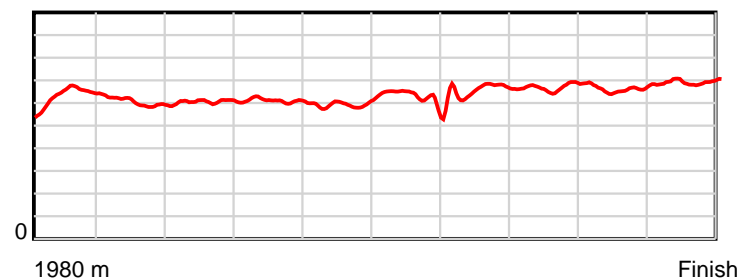
0.6 s Stride duration



20 m/sec Speed



100 % Stride efficiency



Note: Horizontal distance axis grid lines are 200m furlongs.

Disclaimer.

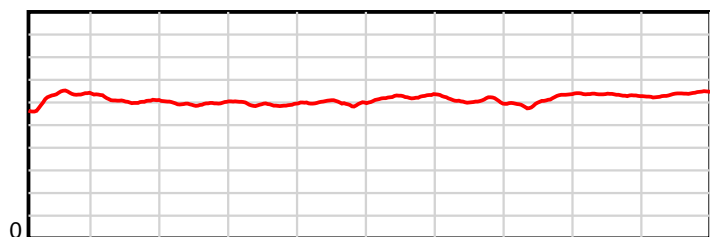
HRNZ and NZMTC and Thoroughbred Ratings Pty Ltd accepts no responsibility for the completeness or accuracy of any of the information contained herein, and makes no representations about its suitability for any particular purpose. Users should make their own judgements about those matters and/or seek independent advice. You assume all risks associated with use of the data provided on this page.

Race Results

June 09, 2023, Race 5, HORNBY LIQUOR MOBILE PACE, Distance 1980m, Addington - Survey 1980m

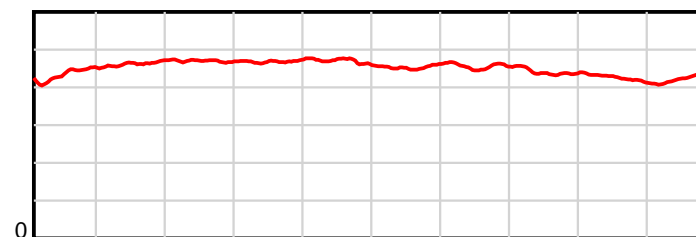
Result	TAB no.	Horse (Barrier)	1980 to	1800m to	1600m to	1400m to	1200m to	1000m to	800m to	600m to	400m to	200m to	Total or	Margin
6th	2	Kingsdown Atom (2)	1800m	1600m	1400m	1200m	1000m	800m	600m	400m	200m	WP	Average	
		Position in running (margin)	-	3(2.7)	3(4.7)	4(4.2)	5(4.1)	6(4.0)	6(5.9)	7(7.3)	8(9.1)	8(6.7)		4.80
		Sectional time (s)	12.43	15.30	15.75	15.81	15.57	14.61	14.95	14.55	13.28	13.55		
		Cumulative time (s)	145.80	133.37	118.07	102.32	86.51	70.94	56.33	41.38	26.83	13.55	2:25.80	
		Speed (m/s)	14.48	13.07	12.70	12.65	12.85	13.69	13.38	13.75	15.06	14.76	13.58	
		Stride length (m)	6.29	6.05	5.96	5.93	6.02	6.21	6.10	6.06	6.37	6.36	6.13	
		Stride duration (s)	0.436	0.463	0.470	0.469	0.469	0.453	0.456	0.441	0.423	0.431	0.451	
		Stride efficiency (%)	61.78	57.12	55.57	54.97	56.72	60.23	58.17	57.34	63.49	63.17	58.71	
		Stride count	28.63	33.08	33.54	33.72	33.20	32.22	32.78	33.02	31.38	31.46	323.03	

10 m Stride length



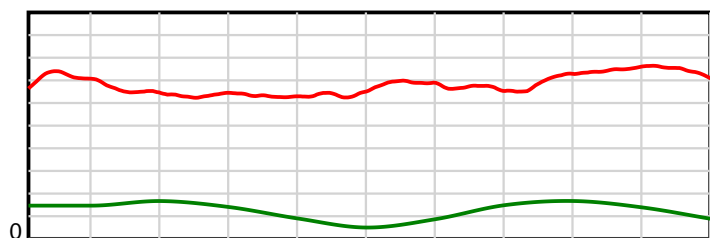
1980 m Finish

0.6 s Stride duration



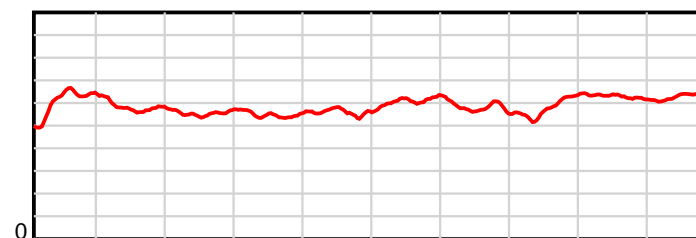
1980 m Finish

20 m/sec Speed



1980 m Finish

100 % Stride efficiency



1980 m Finish

Note: Horizontal distance axis grid lines are 200m furlongs.

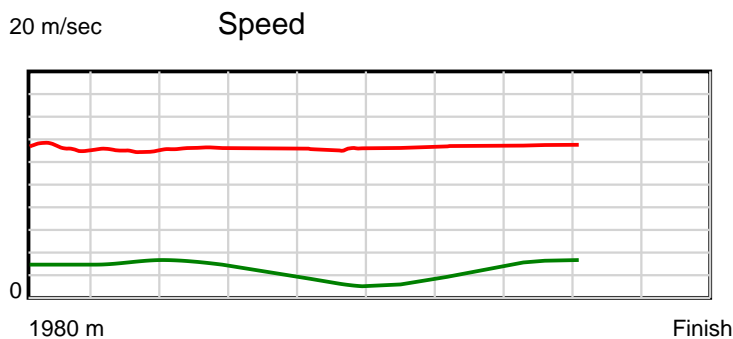
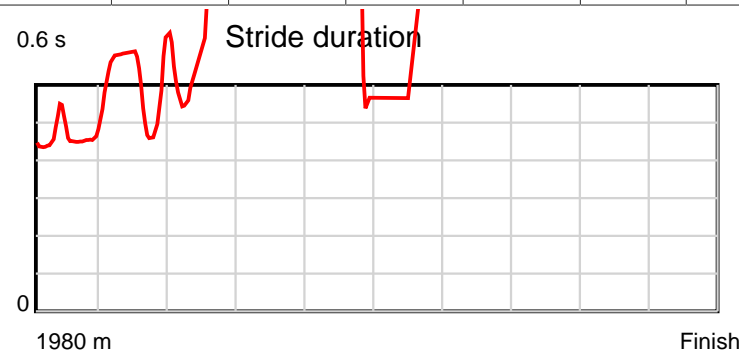
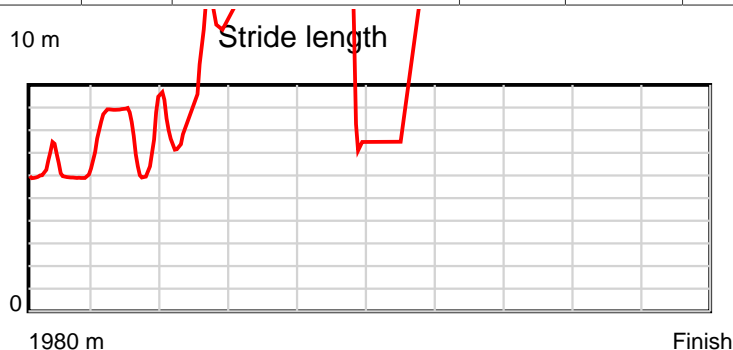
Disclaimer.

HRNZ and NZMTC and Thoroughbred Ratings Pty Ltd accepts no responsibility for the completeness or accuracy of any of the information contained herein, and makes no representations about its suitability for any particular purpose. Users should make their own judgements about those matters and/or seek independent advice. You assume all risks associated with use of the data provided on this page.

Race Results

June 09, 2023, Race 5, HORNBY LIQUOR MOBILE PACE, Distance 1980m, Addington - Survey 1980m

Result	TAB no.	Horse (Barrier)	1980 to	1800m to	1600m to	1400m to	1200m to	1000m to	800m to	600m to	400m to	200m to	Total or	Margin
7th	8	Doctor Tim (7)	1800m	1600m	1400m	1200m	1000m	800m	600m	400m	200m	WP	Average	
		Position in running (margin)	-	9(9.7)	9(15.1)	9(11.5)	9(9.5)	9(7.5)	9(8.8)	8(7.4)	6(6.6)	5(4.9)		4.80
		Sectional time (s)	13.74	15.85	15.24	15.51	15.24	14.51	14.48	14.11	13.39	13.74		
		Cumulative time (s)	145.81	132.07	116.22	100.98	85.47	70.23	55.72	41.24	27.13	13.74	2:25.81	
		Speed (m/s)	13.10	12.62	13.12	12.89	13.12	13.78	13.81	14.17	14.94	14.56	13.58	
		Stride length (m)	6.09	6.87	9.09	17.46	9.77	24.25	7.31	23.46	99.93	97.50	12.31	
		Stride duration (s)	0.460	0.544	0.693	1.354	0.745	1.759	0.529	1.655	6.692	6.698	0.907	
		Stride efficiency (%)	57.98	73.68	129.14	476.11	149.26	919.13	83.44	859.97	15604.69	14854.38	236.93	
		Stride count	29.55	29.13	22.00	11.46	20.46	8.25	27.37	8.53	2.00	2.05	160.80	



Note: Horizontal distance axis grid lines are 200m furlongs.

Disclaimer.

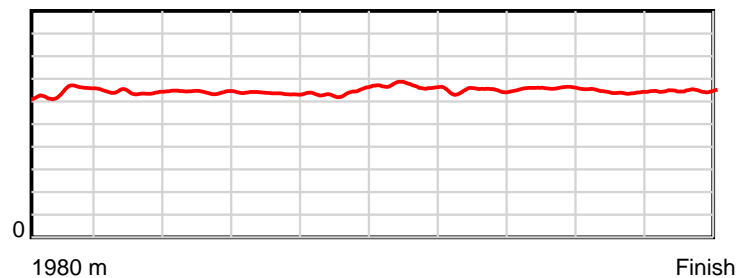
HRNZ and NZMTC and Thoroughbred Ratings Pty Ltd accepts no responsibility for the completeness or accuracy of any of the information contained herein, and makes no representations about its suitability for any particular purpose. Users should make their own judgements about those matters and/or seek independent advice. You assume all risks associated with use of the data provided on this page.

Race Results

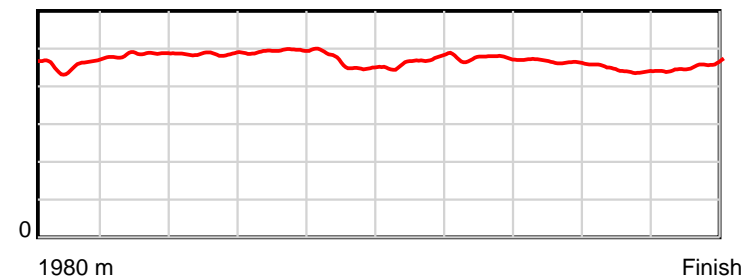
June 09, 2023, Race 5, HORNBY LIQUOR MOBILE PACE, Distance 1980m, Addington - Survey 1980m

Result	TAB no.	Horse (Barrier)	1980 to	1800m to	1600m to	1400m to	1200m to	1000m to	800m to	600m to	400m to	200m to	Total or	Margin
8th	10	Onedin Hurrica... (9)	1800m	1600m	1400m	1200m	1000m	800m	600m	400m	200m	WP	Average	
		Position in running (margin)	-	7(7.1)	7(9.8)	7(7.1)	6(5.2)	2(0.7)	2(2.0)	2(1.8)	3(1.8)	3(2.9)		4.90
		Sectional time (s)	13.40	15.42	15.38	15.52	14.82	14.51	14.68	14.25	13.87	13.99		
		Cumulative time (s)	145.84	132.44	117.02	101.64	86.12	71.30	56.79	42.11	27.86	13.99	2:25.84	
		Speed (m/s)	13.43	12.97	13.00	12.89	13.50	13.78	13.62	14.04	14.42	14.30	13.58	
		Stride length (m)	6.44	6.29	6.32	6.36	6.26	6.44	6.45	6.53	6.40	6.49	6.40	
		Stride duration (s)	0.457	0.485	0.486	0.494	0.464	0.467	0.474	0.465	0.444	0.454	0.471	
		Stride efficiency (%)	64.86	61.74	62.42	63.27	61.18	64.88	65.07	66.61	63.96	65.79	63.94	
		Stride count	27.94	31.82	31.64	31.43	31.96	31.04	30.99	30.63	31.26	30.82	309.53	

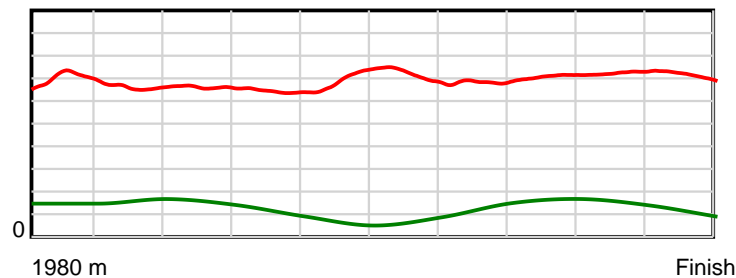
10 m Stride length



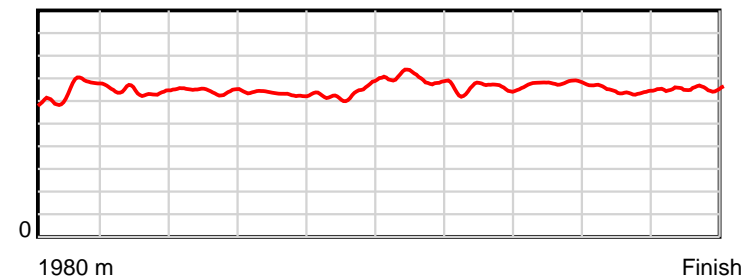
0.6 s Stride duration



20 m/sec Speed



100 % Stride efficiency



Note: Horizontal distance axis grid lines are 200m furlongs.

Disclaimer.

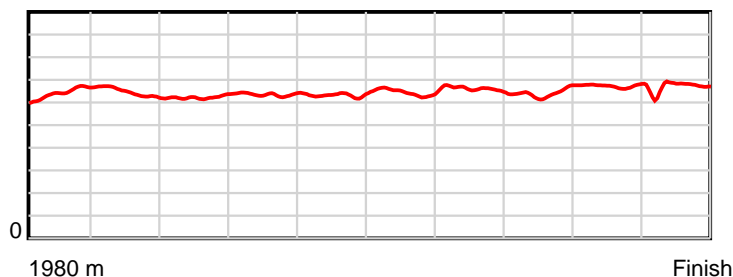
HRNZ and NZMTC and Thoroughbred Ratings Pty Ltd accepts no responsibility for the completeness or accuracy of any of the information contained herein, and makes no representations about its suitability for any particular purpose. Users should make their own judgements about those matters and/or seek independent advice. You assume all risks associated with use of the data provided on this page.

Race Results

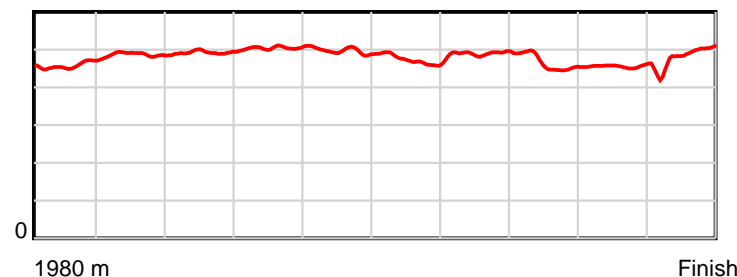
June 09, 2023, Race 5, HORNBY LIQUOR MOBILE PACE, Distance 1980m, Addington - Survey 1980m

Result	TAB no.	Horse (Barrier)	1980 to	1800m to	1600m to	1400m to	1200m to	1000m to	800m to	600m to	400m to	200m to	Total or	Margin
9th	1	Archie (1)	1800m	1600m	1400m	1200m	1000m	800m	600m	400m	200m	WP	Average	
		Position in running (margin)	-	5(5.1)	5(6.2)	6(5.6)	7(5.5)	7(5.9)	8(8.4)	9(9.0)	9(11.9)	9(11.9)		15.50
		Sectional time (s)	12.81	15.14	15.73	15.81	15.64	14.73	14.80	14.73	13.69	14.65		
		Cumulative time (s)	147.73	134.92	119.78	104.05	88.24	72.60	57.87	43.07	28.34	14.65	2:27.73	
		Speed (m/s)	14.05	13.21	12.71	12.65	12.79	13.58	13.51	13.58	14.61	13.65	13.40	
		Stride length (m)	6.46	6.43	6.26	6.38	6.35	6.42	6.62	6.31	6.68	6.58	6.45	
		Stride duration (s)	0.458	0.487	0.493	0.505	0.496	0.473	0.490	0.465	0.457	0.482	0.481	
		Stride efficiency (%)	65.31	64.68	61.26	63.64	62.95	64.34	68.52	62.27	69.66	67.66	64.95	
		Stride count	27.84	31.09	31.94	31.34	31.51	31.17	30.20	31.68	29.95	30.40	307.12	

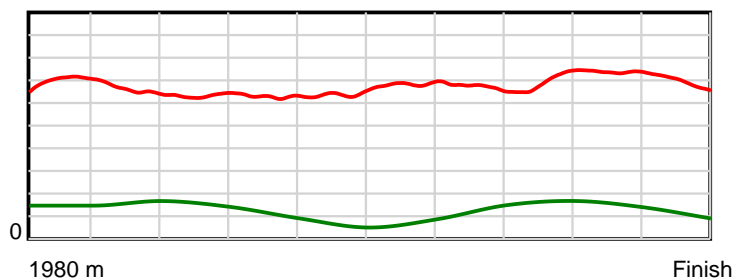
10 m Stride length



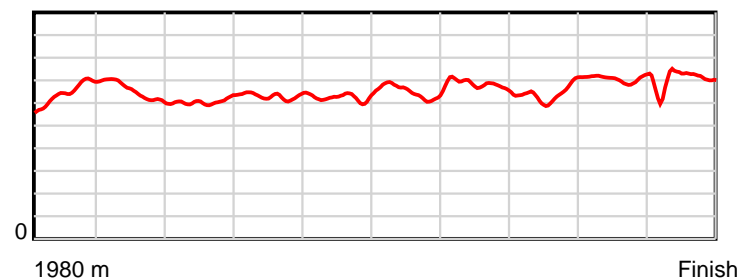
0.6 s Stride duration



20 m/sec Speed



100 % Stride efficiency



Note: Horizontal distance axis grid lines are 200m furlongs.

Disclaimer.

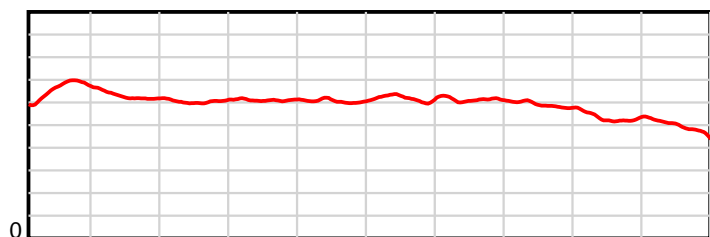
HRNZ and NZMTC and Thoroughbred Ratings Pty Ltd accepts no responsibility for the completeness or accuracy of any of the information contained herein, and makes no representations about its suitability for any particular purpose. Users should make their own judgements about those matters and/or seek independent advice. You assume all risks associated with use of the data provided on this page.

Race Results

June 09, 2023, Race 5, HORNBY LIQUOR MOBILE PACE, Distance 1980m, Addington - Survey 1980m

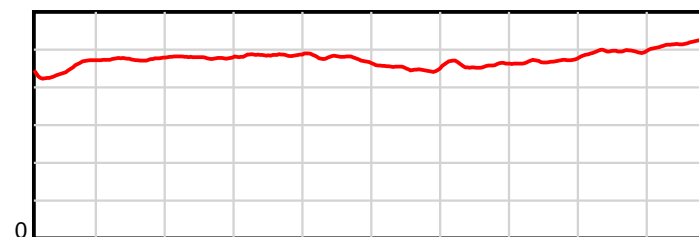
Result	TAB no.	Horse (Barrier)	1980 to	1800m to	1600m to	1400m to	1200m to	1000m to	800m to	600m to	400m to	200m to	Total or	Margin
10th	3	Superstar Lege... (3)	1800m	1600m	1400m	1200m	1000m	800m	600m	400m	200m	WP	Average	
		Position in running (margin)	-	2(0.5)	2(2.4)	2(1.8)	2(1.7)	4(2.0)	4(4.1)	5(5.5)	10(16.4)	10(45.2)		83.50
		Sectional time (s)	11.87	15.27	15.74	15.81	15.64	14.64	14.95	16.06	18.49	21.52		
		Cumulative time (s)	159.99	148.12	132.85	117.11	101.30	85.66	71.02	56.07	40.01	21.52	2:39.99	
		Speed (m/s)	15.16	13.10	12.71	12.65	12.79	13.66	13.38	12.45	10.82	9.29	12.38	
		Stride length (m)	6.67	6.23	6.08	6.14	6.10	6.16	6.15	5.86	5.36	4.85	5.91	
		Stride duration (s)	0.449	0.476	0.479	0.485	0.477	0.451	0.460	0.471	0.495	0.522	0.478	
		Stride efficiency (%)	69.48	60.62	57.85	58.86	58.07	59.24	59.10	53.67	44.88	36.83	54.58	
		Stride count	26.99	32.11	32.87	32.59	32.81	32.48	32.52	34.13	37.32	41.20	335.02	

10 m Stride length



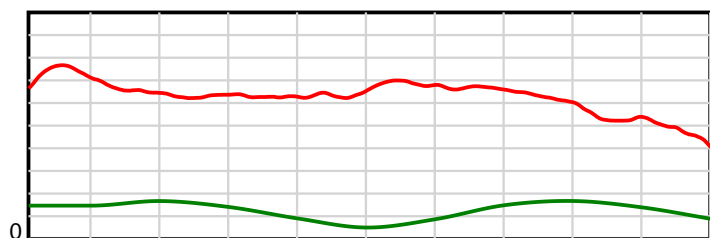
1980 m Finish

0.6 s Stride duration



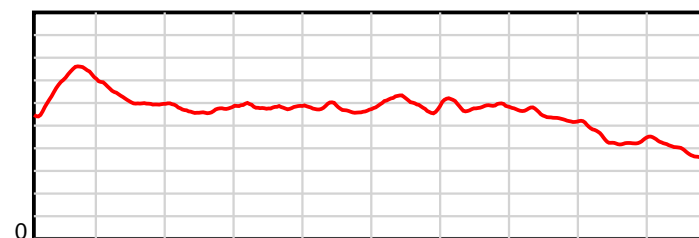
1980 m Finish

20 m/sec Speed



1980 m Finish

100 % Stride efficiency



1980 m Finish

Note: Horizontal distance axis grid lines are 200m furlongs.

Disclaimer.

HRNZ and NZMTC and Thoroughbred Ratings Pty Ltd accepts no responsibility for the completeness or accuracy of any of the information contained herein, and makes no representations about its suitability for any particular purpose. Users should make their own judgements about those matters and/or seek independent advice. You assume all risks associated with use of the data provided on this page.



Race Results



June 09, 2023, Race 6, KB ELECTRICS HANDICAP TROT, Distance 2600m, Addington - Survey 3200m

Result	TAB no.	Horse (Barrier)	2600 to	2400m to
1st	7	Madeleine Stow... (5)	2400m	2200m
		Position in running (margin)	-	6(11.1)
		Sectional time (s)	18.91	15.56
		Cumulative time (s)	202.71	183.80
		Speed (m/s)	10.58	12.85
		Stride length (m)	5.24	5.63
		Stride duration (s)	0.439	0.438
		Stride efficiency (%)	42.86	49.53
		Stride count	38.19	35.52

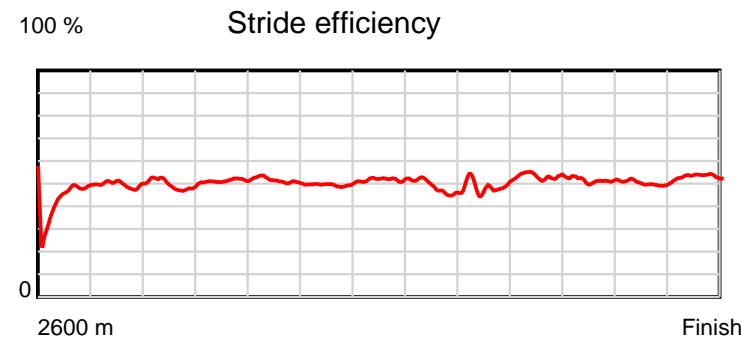
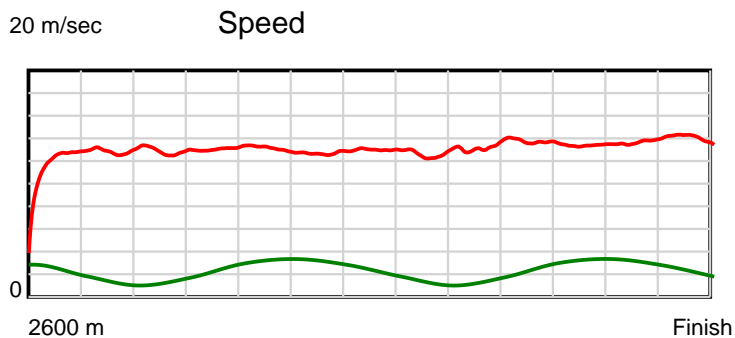
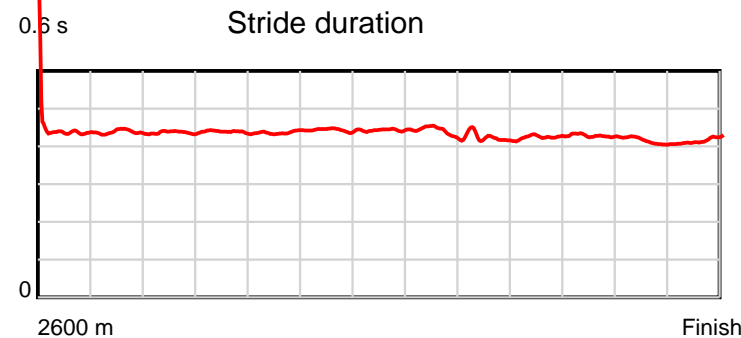
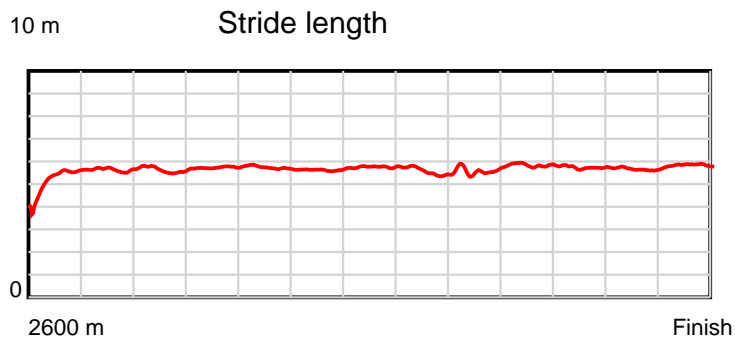
Disclaimer.

HRNZ and NZMTC and Thoroughbred Ratings Pty Ltd accepts no responsibility for the completeness or accuracy of any of the information contained herein, and makes no representations about its suitability for any particular purpose. Users should make their own judgements about those matters and/or seek independent advice. You assume all risks associated with use of the data provided on this page.

Race Results

June 09, 2023, Race 6, KB ELECTRICS HANDICAP TROT, Distance 2600m, Addington - Survey 3200m

Result	TAB no.	Horse (Barrier)	2200m to	2000m to	1800m to	1600m to	1400m to	1200m to	1000m to	800m to	600m to	400m to	200m to	Total or	Margin
1st	7	Madeleine Stow... (5)	2000m	1800m	1600m	1400m	1200m	1000m	800m	600m	400m	200m	WP	Average	
		Position in running (margin)	6(14.0)	6(14.7)	6(14.9)	6(12.5)	6(11.3)	6(10.8)	7(10.2)	7(6.9)	6(5.6)	6(6.1)	3(2.9)		0.00
		Sectional time (s)	15.68	15.40	15.40	15.78	15.46	15.81	15.53	14.57	15.26	14.87	14.48		
		Cumulative time (s)	168.24	152.56	137.16	121.76	105.98	90.52	74.71	59.18	44.61	29.35	14.48	3:22.71	
		Speed (m/s)	12.76	12.99	12.99	12.67	12.94	12.65	12.88	13.73	13.11	13.45	13.81	12.83	
		Stride length (m)	5.56	5.70	5.67	5.62	5.73	5.56	5.46	5.83	5.61	5.56	5.76	5.61	
		Stride duration (s)	0.436	0.439	0.437	0.443	0.443	0.440	0.424	0.425	0.428	0.414	0.417	0.437	
		Stride efficiency (%)	48.38	50.75	50.28	49.30	51.33	48.37	46.63	53.12	49.14	48.37	51.85	49.13	
		Stride count	35.94	35.10	35.26	35.61	34.90	35.95	36.61	34.30	35.66	35.95	34.72	463.71	



Note: Horizontal distance axis grid lines are 200m furlongs.

Disclaimer.

HRNZ and NZMTC and Thoroughbred Ratings Pty Ltd accepts no responsibility for the completeness or accuracy of any of the information contained herein, and makes no representations about its suitability for any particular purpose. Users should make their own judgements about those matters and/or seek independent advice. You assume all risks associated with use of the data provided on this page.



Race Results



June 09, 2023, Race 6, KB ELECTRICS HANDICAP TROT, Distance 2600m, Addington - Survey 3200m

Result	TAB no.	Horse (Barrier)	2600 to	2400m to
2nd	6	Make My Sundon (3)	2400m	2200m
		Position in running (margin)	-	3(2.5)
		Sectional time (s)	17.61	14.65
		Cumulative time (s)	203.18	185.57
		Speed (m/s)	11.36	13.65
		Stride length (m)	5.58	6.05
		Stride duration (s)	0.432	0.443
		Stride efficiency (%)	48.59	57.14
		Stride count	35.87	33.07

Disclaimer.

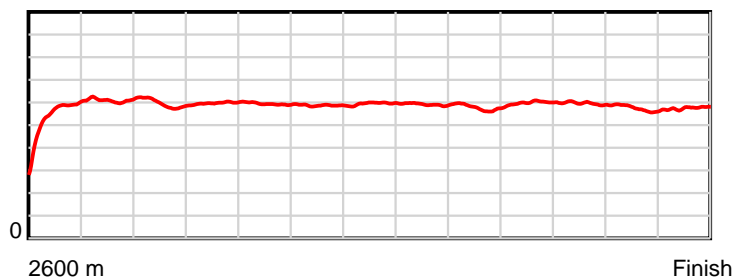
HRNZ and NZMTC and Thoroughbred Ratings Pty Ltd accepts no responsibility for the completeness or accuracy of any of the information contained herein, and makes no representations about its suitability for any particular purpose. Users should make their own judgements about those matters and/or seek independent advice. You assume all risks associated with use of the data provided on this page.

Race Results

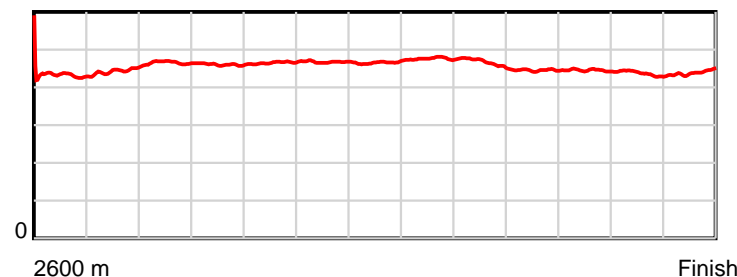
June 09, 2023, Race 6, KB ELECTRICS HANDICAP TROT, Distance 2600m, Addington - Survey 3200m

Result	TAB no.	Horse (Barrier)	2200m to	2000m to	1800m to	1600m to	1400m to	1200m to	1000m to	800m to	600m to	400m to	200m to	Total or	Margin
2nd	6	Make My Sundon (3)	2000m	1800m	1600m	1400m	1200m	1000m	800m	600m	400m	200m	WP	Average	
		Position in running (margin)	1(0.0)	1(0.0)	1(0.0)	1(0.0)	1(0.0)	1(0.0)	1(0.0)	1(0.0)	1(0.0)	1(0.0)	1(0.0)		2.60
		Sectional time (s)	15.56	15.37	15.80	15.99	15.54	15.91	16.08	14.79	15.19	15.39	15.30		
		Cumulative time (s)	170.92	155.36	139.99	124.19	108.20	92.66	76.75	60.67	45.88	30.69	15.30	3:23.18	
		Speed (m/s)	12.85	13.01	12.66	12.51	12.87	12.57	12.44	13.52	13.17	13.00	13.07	12.80	
		Stride length (m)	5.98	5.99	5.89	5.85	5.99	5.98	5.80	6.03	5.86	5.68	5.74	5.88	
		Stride duration (s)	0.465	0.461	0.465	0.468	0.466	0.476	0.467	0.446	0.445	0.437	0.439	0.459	
		Stride efficiency (%)	55.91	56.14	54.15	53.44	56.15	55.91	52.62	56.75	53.66	50.39	51.55	53.94	
		Stride count	33.44	33.37	33.97	34.20	33.36	33.43	34.47	33.19	34.13	35.22	34.82	442.54	

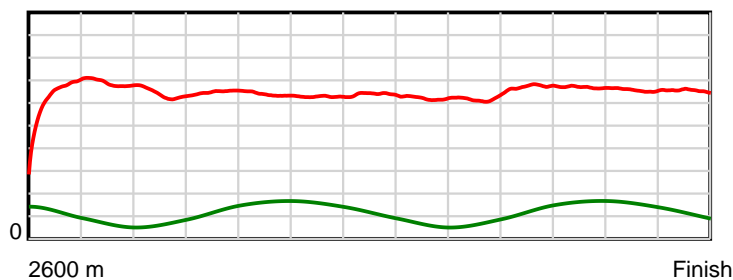
10 m Stride length



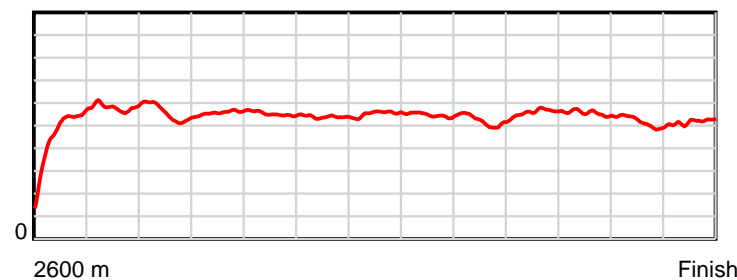
0.6 s Stride duration



20 m/sec Speed



100 % Stride efficiency



Note: Horizontal distance axis grid lines are 200m furlongs.

Disclaimer.

HRNZ and NZMTC and Thoroughbred Ratings Pty Ltd accepts no responsibility for the completeness or accuracy of any of the information contained herein, and makes no representations about its suitability for any particular purpose. Users should make their own judgements about those matters and/or seek independent advice. You assume all risks associated with use of the data provided on this page.



Race Results



June 09, 2023, Race 6, KB ELECTRICS HANDICAP TROT, Distance 2600m, Addington - Survey 3200m

Result	TAB no.	Horse (Barrier)	2600 to 2400m	2400m to 2200m
3rd	8	Kink (6)		
		Position in running (margin)	-	7(13.8)
		Sectional time (s)	19.55	15.49
		Cumulative time (s)	203.32	183.77
		Speed (m/s)	10.23	12.91
		Stride length (m)	5.90	6.49
		Stride duration (s)	0.495	0.503
		Stride efficiency (%)	54.44	65.80
		Stride count	33.89	30.82

Disclaimer.

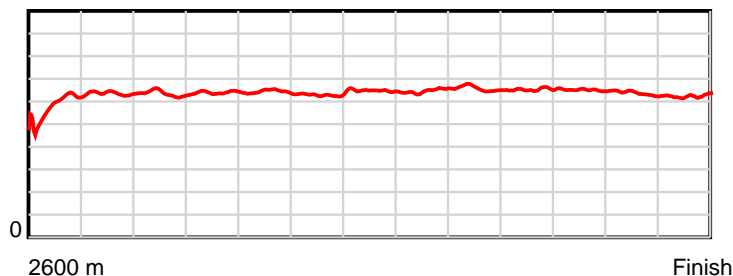
HRNZ and NZMTC and Thoroughbred Ratings Pty Ltd accepts no responsibility for the completeness or accuracy of any of the information contained herein, and makes no representations about its suitability for any particular purpose. Users should make their own judgements about those matters and/or seek independent advice. You assume all risks associated with use of the data provided on this page.

Race Results

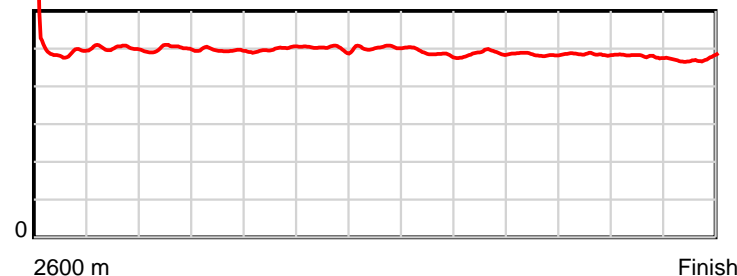
June 09, 2023, Race 6, KB ELECTRICS HANDICAP TROT, Distance 2600m, Addington - Survey 3200m

Result	TAB no.	Horse (Barrier)	2200m to	2000m to	1800m to	1600m to	1400m to	1200m to	1000m to	800m to	600m to	400m to	200m to	Total or	Margin
3rd	8	Kink (6)	2000m	1800m	1600m	1400m	1200m	1000m	800m	600m	400m	200m	WP	Average	
		Position in running (margin)	7(16.3)	7(17.4)	7(17.0)	7(15.3)	7(13.5)	7(13.1)	5(8.2)	2(2.1)	2(1.7)	2(2.3)	2(1.3)		3.40
		Sectional time (s)	15.74	15.30	15.52	15.69	15.48	15.10	15.06	14.72	15.28	15.22	15.17		
		Cumulative time (s)	168.28	152.54	137.24	121.72	106.03	90.55	75.45	60.39	45.67	30.39	15.17	3:23.32	
		Speed (m/s)	12.71	13.07	12.89	12.75	12.92	13.25	13.28	13.59	13.09	13.14	13.18	12.79	
		Stride length (m)	6.35	6.48	6.42	6.39	6.50	6.47	6.48	6.58	6.34	6.30	6.23	6.38	
		Stride duration (s)	0.500	0.496	0.498	0.501	0.503	0.489	0.488	0.484	0.485	0.480	0.473	0.499	
		Stride efficiency (%)	63.06	65.70	64.46	63.75	66.11	65.45	65.56	67.61	62.86	62.04	60.67	63.52	
		Stride count	31.48	30.84	31.14	31.31	30.75	30.90	30.88	30.41	31.53	31.74	32.10	407.79	

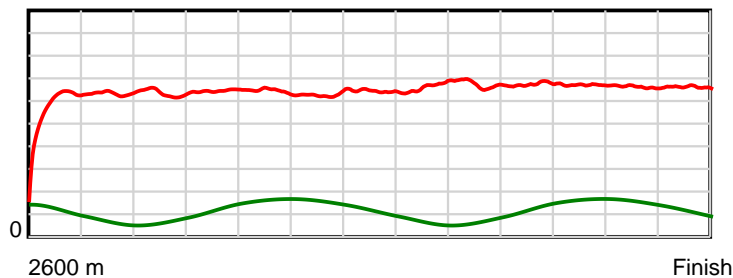
10 m Stride length



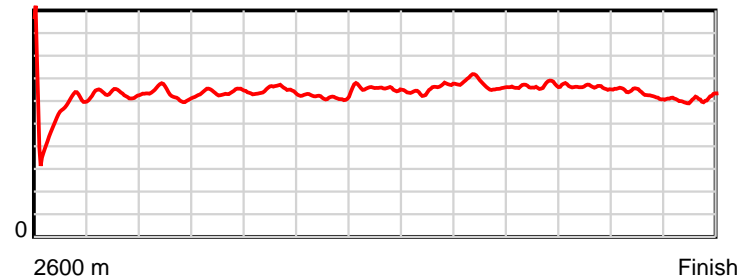
0.6 s Stride duration



20 m/sec Speed



100 % Stride efficiency



Note: Horizontal distance axis grid lines are 200m furlongs.

Disclaimer.

HRNZ and NZMTC and Thoroughbred Ratings Pty Ltd accepts no responsibility for the completeness or accuracy of any of the information contained herein, and makes no representations about its suitability for any particular purpose. Users should make their own judgements about those matters and/or seek independent advice. You assume all risks associated with use of the data provided on this page.



Race Results



June 09, 2023, Race 6, KB ELECTRICS HANDICAP TROT, Distance 2600m, Addington - Survey 3200m

Result	TAB no.	Horse (Barrier)	2600 to	2400m to
4th	5	Emily (0)	2400m	2200m
		Position in running (margin)	-	5(8.2)
		Sectional time (s)	18.59	15.12
		Cumulative time (s)	203.60	185.01
		Speed (m/s)	10.76	13.23
		Stride length (m)	5.54	6.15
		Stride duration (s)	0.456	0.465
		Stride efficiency (%)	47.97	59.05
		Stride count	36.10	32.54

Disclaimer.

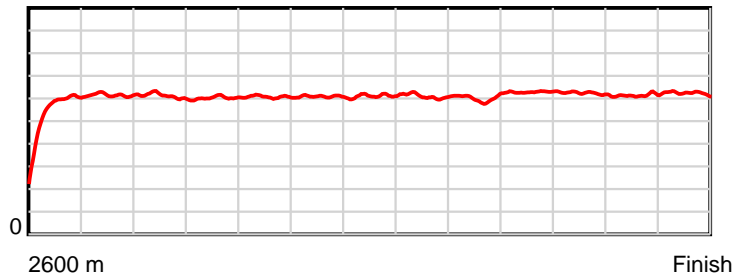
HRNZ and NZMTC and Thoroughbred Ratings Pty Ltd accepts no responsibility for the completeness or accuracy of any of the information contained herein, and makes no representations about its suitability for any particular purpose. Users should make their own judgements about those matters and/or seek independent advice. You assume all risks associated with use of the data provided on this page.

Race Results

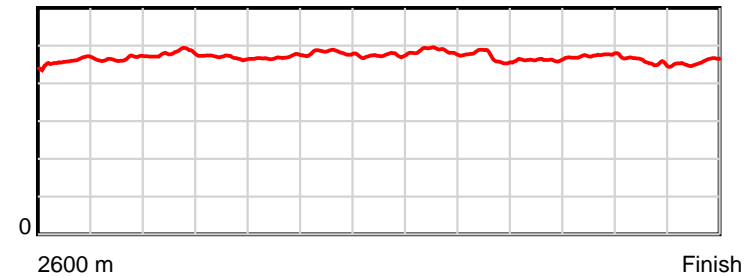
June 09, 2023, Race 6, KB ELECTRICS HANDICAP TROT, Distance 2600m, Addington - Survey 3200m

Result	TAB no.	Horse (Barrier)	2200m to	2000m to	1800m to	1600m to	1400m to	1200m to	1000m to	800m to	600m to	400m to	200m to	Total or	Margin
4th	5	Emily (0)	2000m	1800m	1600m	1400m	1200m	1000m	800m	600m	400m	200m	WP	Average	
		Position in running (margin)	5(8.4)	5(11.0)	5(11.9)	5(10.3)	5(9.2)	5(8.6)	6(8.3)	6(6.4)	7(6.6)	7(7.4)	6(4.9)		4.90
		Sectional time (s)	15.99	15.52	15.53	15.81	15.44	15.85	15.77	14.82	15.32	14.97	14.87		
		Cumulative time (s)	169.89	153.90	138.38	122.85	107.04	91.60	75.75	59.98	45.16	29.84	14.87	3:23.60	
		Speed (m/s)	12.51	12.89	12.88	12.65	12.95	12.62	12.68	13.50	13.05	13.36	13.45	12.77	
		Stride length (m)	5.99	6.04	6.04	6.09	6.13	6.12	5.97	6.23	6.18	6.11	6.15	6.05	
		Stride duration (s)	0.479	0.469	0.469	0.481	0.473	0.485	0.471	0.461	0.474	0.457	0.458	0.474	
		Stride efficiency (%)	56.16	57.07	56.96	57.89	58.73	58.59	55.61	60.57	59.75	58.25	59.18	57.23	
		Stride count	33.36	33.09	33.13	32.86	32.62	32.66	33.53	32.12	32.34	32.76	32.50	429.61	

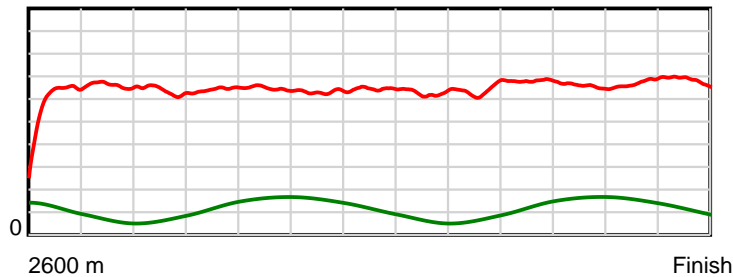
10 m Stride length



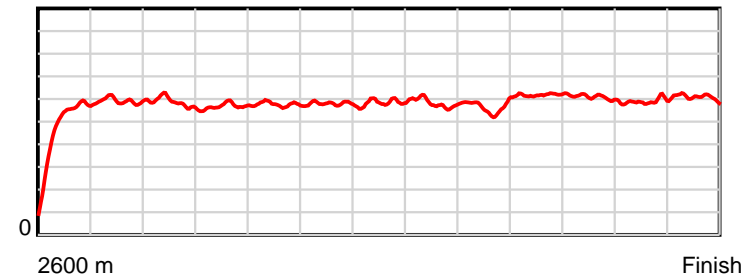
0.6 s Stride duration



20 m/sec Speed



100 % Stride efficiency



Note: Horizontal distance axis grid lines are 200m furlongs.

Disclaimer.

HRNZ and NZMTC and Thoroughbred Ratings Pty Ltd accepts no responsibility for the completeness or accuracy of any of the information contained herein, and makes no representations about its suitability for any particular purpose. Users should make their own judgements about those matters and/or seek independent advice. You assume all risks associated with use of the data provided on this page.



Race Results



June 09, 2023, Race 6, KB ELECTRICS HANDICAP TROT, Distance 2600m, Addington - Survey 3200m

Result	TAB no.	Horse (Barrier)	2600 to	2400m to
5th	2	Tres Magnifiqu... (2)	2400m	2200m
		Position in running (margin)	-	2(2.0)
		Sectional time (s)	17.30	15.42
		Cumulative time (s)	203.77	186.47
		Speed (m/s)	11.56	12.97
		Stride length (m)	5.26	6.04
		Stride duration (s)	0.452	0.466
		Stride efficiency (%)	43.29	57.04
		Stride count	38.00	33.10

Disclaimer.

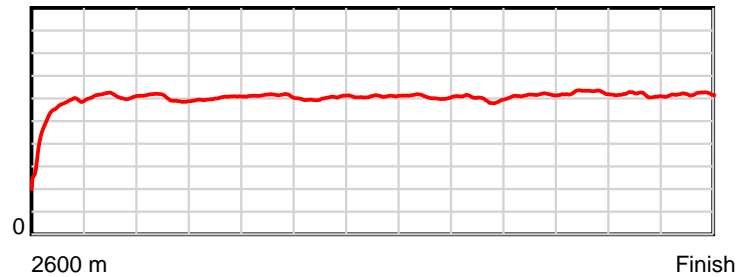
HRNZ and NZMTC and Thoroughbred Ratings Pty Ltd accepts no responsibility for the completeness or accuracy of any of the information contained herein, and makes no representations about its suitability for any particular purpose. Users should make their own judgements about those matters and/or seek independent advice. You assume all risks associated with use of the data provided on this page.

Race Results

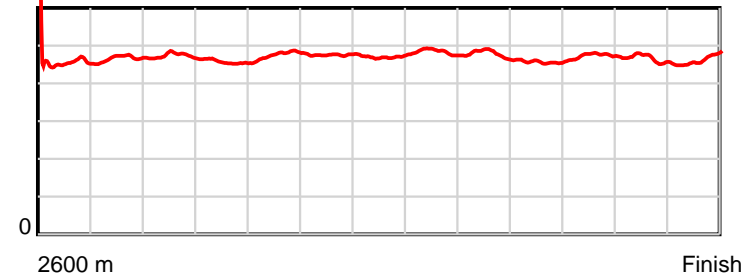
June 09, 2023, Race 6, KB ELECTRICS HANDICAP TROT, Distance 2600m, Addington - Survey 3200m

Result	TAB no.	Horse (Barrier)	2200m to	2000m to	1800m to	1600m to	1400m to	1200m to	1000m to	800m to	600m to	400m to	200m to	Total or	Margin
5th	2	Tres Magnificu... (2)	2000m	1800m	1600m	1400m	1200m	1000m	800m	600m	400m	200m	WP	Average	
		Position in running (margin)	3(4.1)	3(6.0)	3(5.2)	3(5.0)	3(4.7)	3(4.6)	3(4.5)	4(3.7)	5(3.8)	5(5.0)	7(5.2)		5.90
		Sectional time (s)	15.88	15.24	15.77	15.94	15.52	15.90	15.96	14.80	15.39	15.41	15.24		
		Cumulative time (s)	171.05	155.17	139.93	124.16	108.22	92.70	76.80	60.84	46.04	30.65	15.24	3:23.77	
		Speed (m/s)	12.59	13.12	12.68	12.55	12.89	12.58	12.53	13.51	13.00	12.98	13.12	12.76	
		Stride length (m)	5.96	6.00	6.03	5.97	6.06	6.08	5.99	6.17	6.15	6.03	6.08	5.98	
		Stride duration (s)	0.473	0.457	0.475	0.475	0.470	0.483	0.478	0.457	0.473	0.465	0.464	0.468	
		Stride efficiency (%)	55.44	56.21	56.82	55.63	57.37	57.78	55.98	59.57	59.11	56.83	57.82	55.83	
		Stride count	33.58	33.35	33.17	33.52	33.01	32.89	33.42	32.39	32.52	33.16	32.88	434.99	

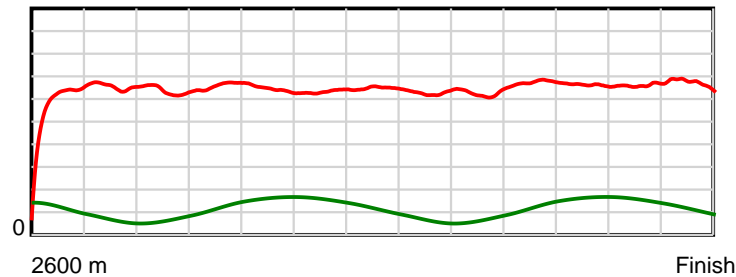
10 m Stride length



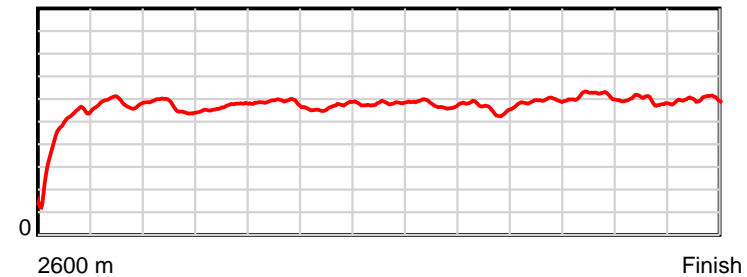
0.6 s Stride duration



20 m/sec Speed



100 % Stride efficiency



Note: Horizontal distance axis grid lines are 200m furlongs.

Disclaimer.

HRNZ and NZMTC and Thoroughbred Ratings Pty Ltd accepts no responsibility for the completeness or accuracy of any of the information contained herein, and makes no representations about its suitability for any particular purpose. Users should make their own judgements about those matters and/or seek independent advice. You assume all risks associated with use of the data provided on this page.



Race Results



June 09, 2023, Race 6, KB ELECTRICS HANDICAP TROT, Distance 2600m, Addington - Survey 3200m

Result	TAB no.	Horse (Barrier)	2600 to	2400m to
6th	3	Take After Me (4)	2400m	2200m
		Position in running (margin)	-	1(0.0)
		Sectional time (s)	17.32	15.36
		Cumulative time (s)	204.24	186.92
		Speed (m/s)	11.55	13.02
		Stride length (m)	5.24	5.59
		Stride duration (s)	0.446	0.429
		Stride efficiency (%)	42.83	48.80
		Stride count	38.20	35.79

Disclaimer.

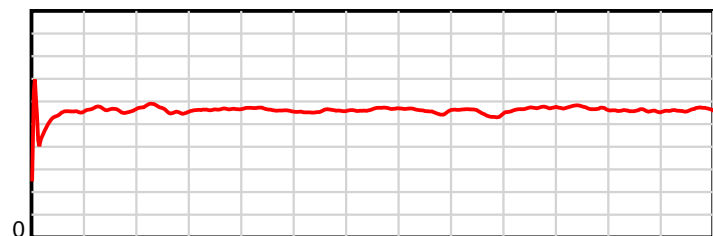
HRNZ and NZMTC and Thoroughbred Ratings Pty Ltd accepts no responsibility for the completeness or accuracy of any of the information contained herein, and makes no representations about its suitability for any particular purpose. Users should make their own judgements about those matters and/or seek independent advice. You assume all risks associated with use of the data provided on this page.

Race Results

June 09, 2023, Race 6, KB ELECTRICS HANDICAP TROT, Distance 2600m, Addington - Survey 3200m

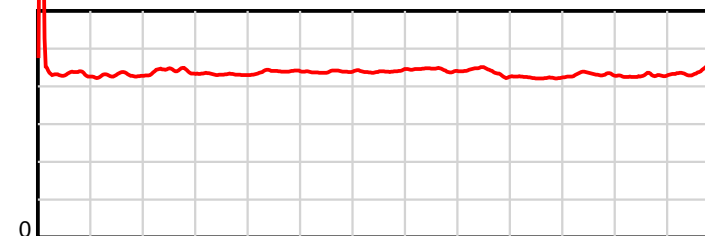
Result	TAB no.	Horse (Barrier)	2200m to	2000m to	1800m to	1600m to	1400m to	1200m to	1000m to	800m to	600m to	400m to	200m to	Total or	Margin
6th	3	Take After Me (4)	2000m	1800m	1600m	1400m	1200m	1000m	800m	600m	400m	200m	WP	Average	
		Position in running (margin)	2(1.7)	2(3.1)	2(2.7)	2(2.9)	2(1.8)	2(1.8)	2(2.4)	3(2.2)	3(2.6)	3(3.4)	4(3.3)		8.50
		Sectional time (s)	15.79	15.30	15.84	15.79	15.55	16.01	16.04	14.86	15.33	15.36	15.69		
		Cumulative time (s)	171.56	155.77	140.47	124.63	108.84	93.29	77.28	61.24	46.38	31.05	15.69	3:24.24	
		Speed (m/s)	12.67	13.07	12.63	12.67	12.86	12.49	12.47	13.46	13.05	13.02	12.75	12.73	
		Stride length (m)	5.58	5.64	5.55	5.55	5.65	5.55	5.46	5.69	5.63	5.57	5.69	5.57	
		Stride duration (s)	0.440	0.432	0.439	0.439	0.440	0.444	0.438	0.423	0.432	0.428	0.446	0.437	
		Stride efficiency (%)	48.61	49.75	48.09	48.21	49.96	48.06	46.67	50.65	49.60	48.45	50.54	48.41	
		Stride count	35.86	35.45	36.05	36.01	35.37	36.06	36.60	35.13	35.50	35.92	35.17	467.11	

10 m Stride length



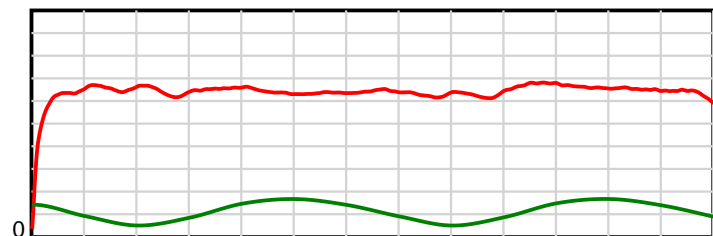
2600 m Finish

0.5 s Stride duration



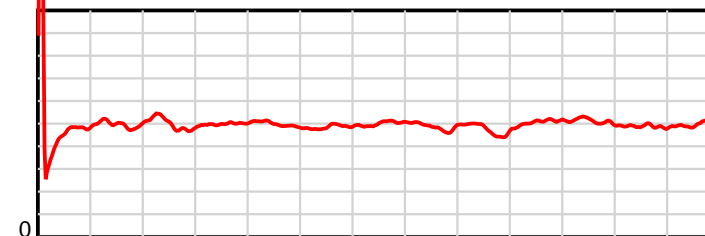
2600 m Finish

20 m/sec Speed



2600 m Finish

100 % Stride efficiency



2600 m Finish

Note: Horizontal distance axis grid lines are 200m furlongs.

Disclaimer.

HRNZ and NZMTC and Thoroughbred Ratings Pty Ltd accepts no responsibility for the completeness or accuracy of any of the information contained herein, and makes no representations about its suitability for any particular purpose. Users should make their own judgements about those matters and/or seek independent advice. You assume all risks associated with use of the data provided on this page.



Race Results



June 09, 2023, Race 6, KB ELECTRICS HANDICAP TROT, Distance 2600m, Addington - Survey 3200m

Result	TAB no.	Horse (Barrier)	2600 to	2400m to
7th	1	Illegal Alien (1)	2400m	2200m
		Position in running (margin)	-	4(4.4)
		Sectional time (s)	18.02	15.38
		Cumulative time (s)	204.26	186.24
		Speed (m/s)	11.10	13.00
		Stride length (m)	5.30	5.94
		Stride duration (s)	0.458	0.457
		Stride efficiency (%)	43.84	55.16
		Stride count	37.76	33.66

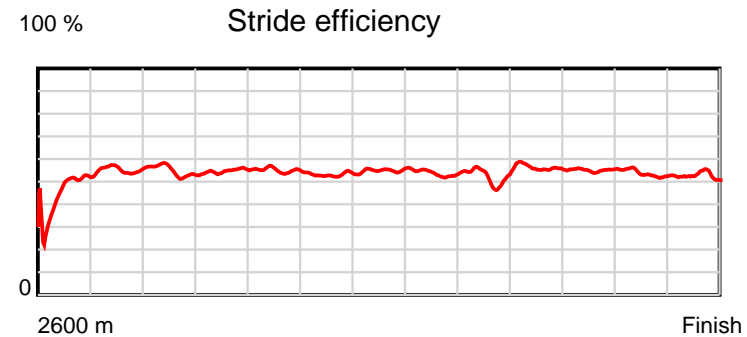
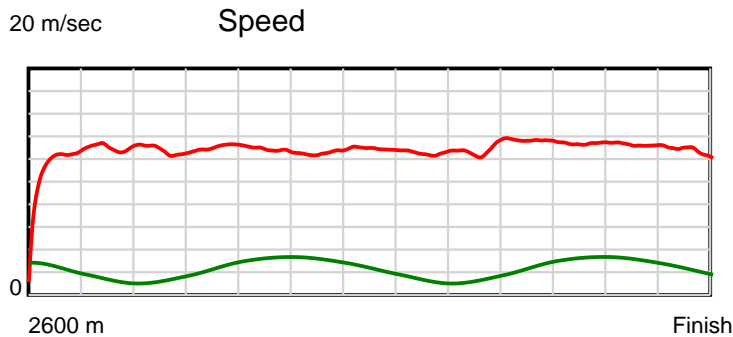
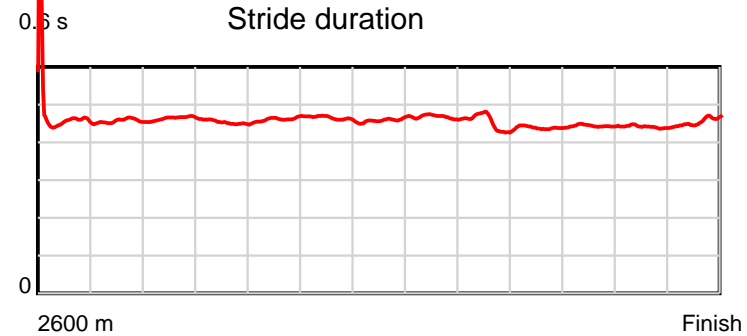
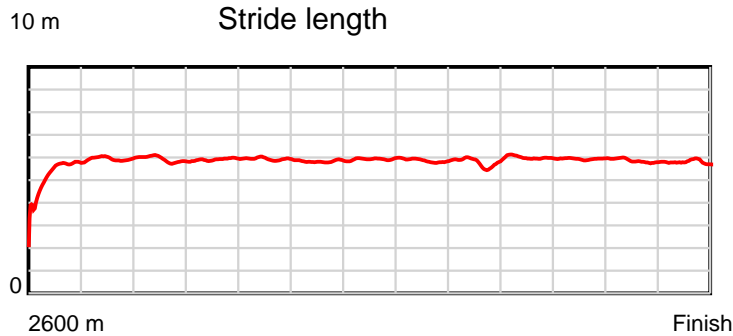
Disclaimer.

HRNZ and NZMTC and Thoroughbred Ratings Pty Ltd accepts no responsibility for the completeness or accuracy of any of the information contained herein, and makes no representations about its suitability for any particular purpose. Users should make their own judgements about those matters and/or seek independent advice. You assume all risks associated with use of the data provided on this page.

Race Results

June 09, 2023, Race 6, KB ELECTRICS HANDICAP TROT, Distance 2600m, Addington - Survey 3200m

Result	TAB no.	Horse (Barrier)	2200m to	2000m to	1800m to	1600m to	1400m to	1200m to	1000m to	800m to	600m to	400m to	200m to	Total or	Margin
7th	1	Illegal Alien (1)	2000m	1800m	1600m	1400m	1200m	1000m	800m	600m	400m	200m	WP	Average	
		Position in running (margin)	4(6.3)	4(7.9)	4(7.5)	4(7.2)	4(7.1)	4(6.5)	4(6.4)	5(4.2)	4(3.1)	4(4.2)	5(3.6)		8.60
		Sectional time (s)	15.82	15.31	15.75	15.97	15.44	15.89	15.71	14.62	15.36	15.29	15.70		
		Cumulative time (s)	170.86	155.04	139.73	123.98	108.01	92.57	76.68	60.97	46.35	30.99	15.70	3:24.26	
		Speed (m/s)	12.64	13.06	12.70	12.52	12.95	12.59	12.73	13.68	13.02	13.08	12.74	12.73	
		Stride length (m)	5.86	5.92	5.86	5.82	5.95	5.88	5.76	6.01	5.78	5.77	5.82	5.81	
		Stride duration (s)	0.464	0.453	0.461	0.465	0.459	0.467	0.453	0.439	0.444	0.441	0.457	0.457	
		Stride efficiency (%)	53.64	54.80	53.65	52.93	55.25	54.05	51.86	56.40	52.18	51.99	52.90	52.84	
		Stride count	34.14	33.77	34.13	34.36	33.64	34.01	34.72	33.29	34.61	34.67	34.37	447.13	



Note: Horizontal distance axis grid lines are 200m furlongs.

Disclaimer.

HRNZ and NZMTC and Thoroughbred Ratings Pty Ltd accepts no responsibility for the completeness or accuracy of any of the information contained herein, and makes no representations about its suitability for any particular purpose. Users should make their own judgements about those matters and/or seek independent advice. You assume all risks associated with use of the data provided on this page.



Race Results



June 09, 2023, Race 6, KB ELECTRICS HANDICAP TROT, Distance 2600m, Addington - Survey 3200m

Result	TAB no.	Horse (Barrier)	2600 to	2400m to
8th	9	King Of Love (7)	2400m	2200m
		Position in running (margin)	-	8(15.6)
		Sectional time (s)	19.67	15.81
		Cumulative time (s)	204.27	184.60
		Speed (m/s)	10.17	12.65
		Stride length (m)	5.70	6.22
		Stride duration (s)	0.474	0.491
		Stride efficiency (%)	50.73	60.43
		Stride count	35.10	32.16

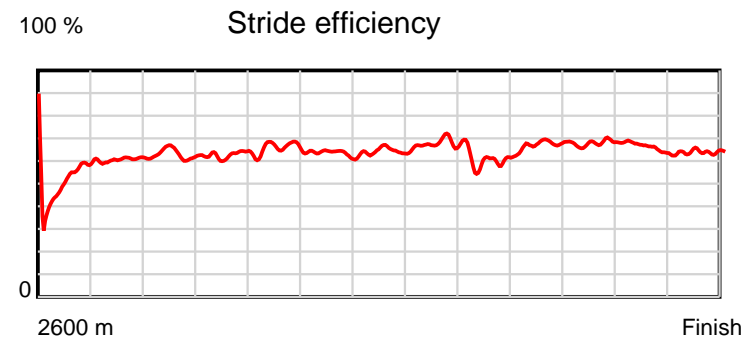
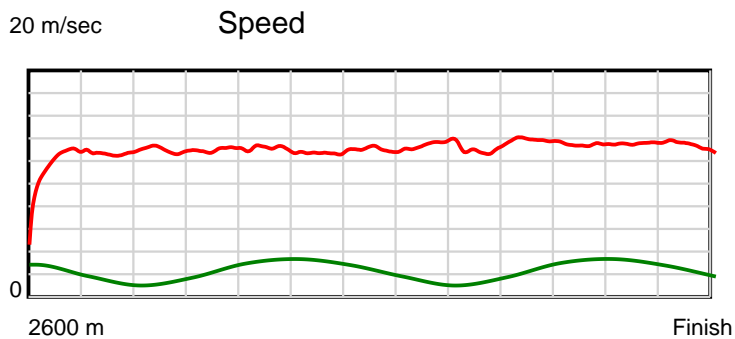
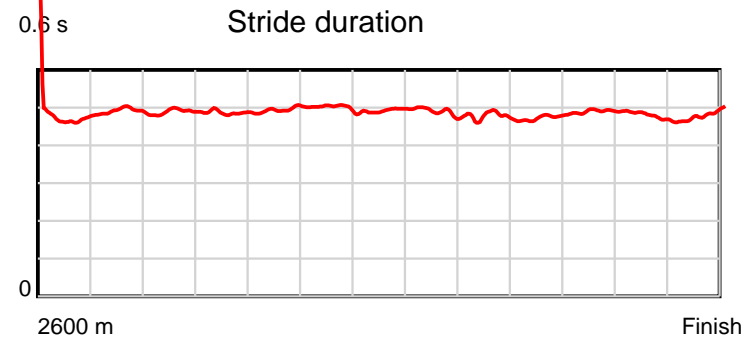
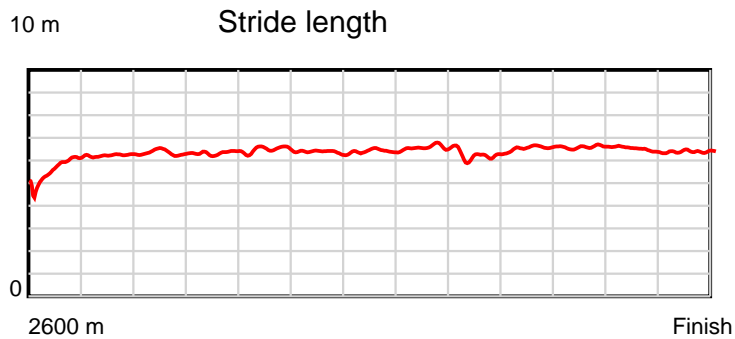
Disclaimer.

HRNZ and NZMTC and Thoroughbred Ratings Pty Ltd accepts no responsibility for the completeness or accuracy of any of the information contained herein, and makes no representations about its suitability for any particular purpose. Users should make their own judgements about those matters and/or seek independent advice. You assume all risks associated with use of the data provided on this page.

Race Results

June 09, 2023, Race 6, KB ELECTRICS HANDICAP TROT, Distance 2600m, Addington - Survey 3200m

Result	TAB no.	Horse (Barrier)	2200m to	2000m to	1800m to	1600m to	1400m to	1200m to	1000m to	800m to	600m to	400m to	200m to	Total or	Margin
8th	9	King Of Love (7)	2000m	1800m	1600m	1400m	1200m	1000m	800m	600m	400m	200m	WP	Average	
		Position in running (margin)	8(20.0)	8(19.6)	8(19.3)	8(17.0)	8(16.4)	8(15.6)	8(10.7)	8(9.0)	8(7.2)	8(7.9)	8(6.9)		8.70
		Sectional time (s)	15.49	15.32	15.41	15.90	15.39	15.11	15.80	14.48	15.30	15.23	15.36		
		Cumulative time (s)	168.79	153.30	137.98	122.57	106.67	91.28	76.17	60.37	45.89	30.59	15.36	3:24.27	
		Speed (m/s)	12.91	13.05	12.98	12.58	13.00	13.24	12.66	13.81	13.07	13.13	13.02	12.73	
		Stride length (m)	6.31	6.36	6.41	6.30	6.40	6.47	6.04	6.54	6.41	6.27	6.29	6.28	
		Stride duration (s)	0.489	0.487	0.494	0.501	0.493	0.489	0.478	0.474	0.490	0.477	0.483	0.493	
		Stride efficiency (%)	62.20	63.15	64.29	61.94	64.08	65.41	57.10	66.93	64.20	61.36	61.73	61.60	
		Stride count	31.70	31.46	31.18	31.77	31.23	30.91	33.09	30.56	31.20	31.92	31.82	414.10	



Note: Horizontal distance axis grid lines are 200m furlongs.

Disclaimer.

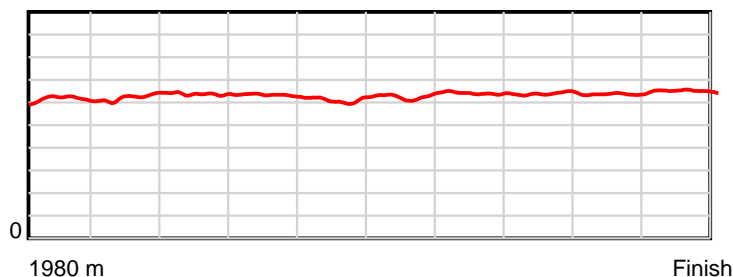
HRNZ and NZMTC and Thoroughbred Ratings Pty Ltd accepts no responsibility for the completeness or accuracy of any of the information contained herein, and makes no representations about its suitability for any particular purpose. Users should make their own judgements about those matters and/or seek independent advice. You assume all risks associated with use of the data provided on this page.

Race Results

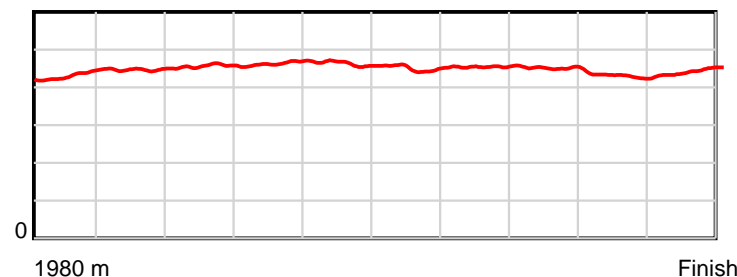
June 09, 2023, Race 7, ALABAR MOBILE PACE, Distance 1980m, Addington - Survey 1980m

Result	TAB no.	Horse (Barrier)	1980 to	1800m to	1600m to	1400m to	1200m to	1000m to	800m to	600m to	400m to	200m to	Total or	Margin
1st	6	Sweet Belle (6)	1800m	1600m	1400m	1200m	1000m	800m	600m	400m	200m	WP	Average	
		Position in running (margin)	-	5(4.4)	6(6.8)	6(5.2)	5(4.6)	5(3.1)	5(3.8)	6(4.0)	6(3.9)	2(1.4)		0.00
		Sectional time (s)	12.55	14.84	14.64	14.68	15.34	14.61	14.27	14.35	13.87	13.75		
		Cumulative time (s)	142.90	130.35	115.51	100.87	86.19	70.85	56.24	41.97	27.62	13.75	2:22.90	
		Speed (m/s)	14.35	13.48	13.66	13.62	13.04	13.69	14.02	13.94	14.42	14.55	13.86	
		Stride length (m)	6.15	6.03	6.23	6.31	6.04	6.17	6.38	6.28	6.20	6.45	6.22	
		Stride duration (s)	0.431	0.447	0.456	0.463	0.463	0.450	0.455	0.450	0.430	0.444	0.449	
		Stride efficiency (%)	59.06	56.78	60.69	62.30	56.92	59.44	63.53	61.54	60.11	65.05	60.47	
		Stride count	29.28	33.18	32.09	31.68	33.14	32.43	31.37	31.87	32.25	31.00	318.29	

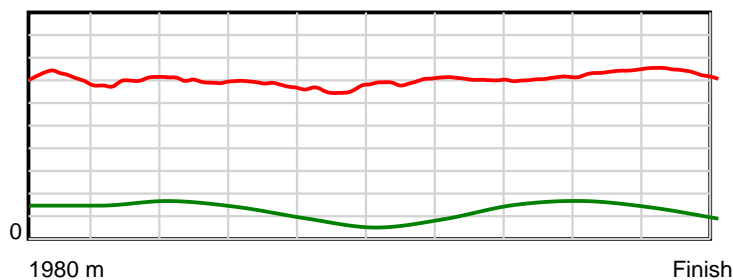
10 m Stride length



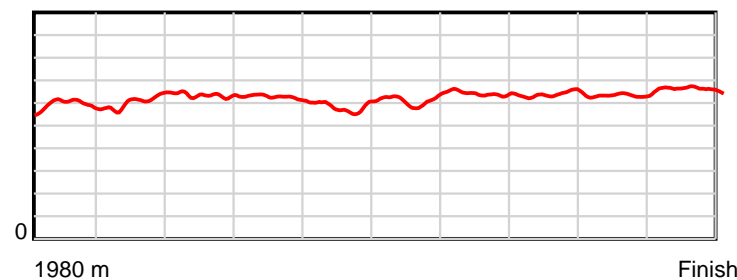
0.6 s Stride duration



20 m/sec Speed



100 % Stride efficiency



Note: Horizontal distance axis grid lines are 200m furlongs.

Disclaimer.

HRNZ and NZMTC and Thoroughbred Ratings Pty Ltd accepts no responsibility for the completeness or accuracy of any of the information contained herein, and makes no representations about its suitability for any particular purpose. Users should make their own judgements about those matters and/or seek independent advice. You assume all risks associated with use of the data provided on this page.

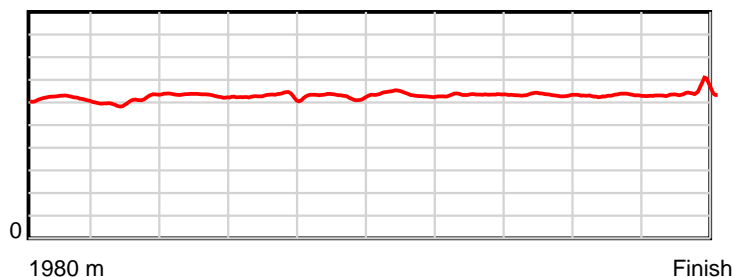


Race Results

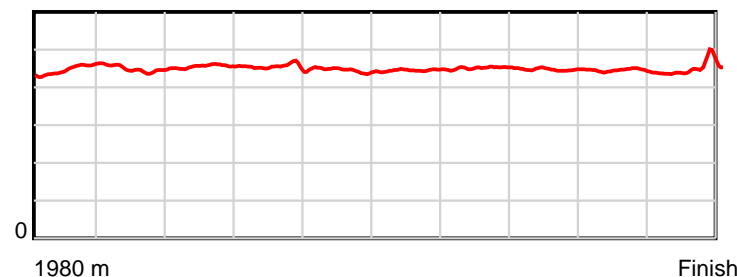
June 09, 2023, Race 7, ALABAR MOBILE PACE, Distance 1980m, Addington - Survey 1980m

Result	TAB no.	Horse (Barrier)	1980 to	1800m to	1600m to	1400m to	1200m to	1000m to	800m to	600m to	400m to	200m to	Total or	Margin
2nd	8	Mossdale Ben (8)	1800m	1600m	1400m	1200m	1000m	800m	600m	400m	200m	WP	Average	
		Position in running (margin)	-	8(7.3)	8(11.3)	8(9.6)	8(7.5)	2(1.7)	2(0.4)	2(0.3)	2(0.2)	1(0.0)		0.80
		Sectional time (s)	13.21	15.10	14.63	14.43	14.61	14.28	14.20	14.35	14.25	13.98		
		Cumulative time (s)	143.04	129.83	114.73	100.10	85.67	71.06	56.78	42.58	28.23	13.98	2:23.04	
		Speed (m/s)	13.63	13.25	13.67	13.86	13.69	14.01	14.08	13.94	14.04	14.31	13.84	
		Stride length (m)	6.21	5.95	6.23	6.29	6.10	6.23	6.36	6.24	6.23	6.44	6.22	
		Stride duration (s)	0.449	0.449	0.456	0.454	0.445	0.445	0.451	0.447	0.444	0.450	0.450	
		Stride efficiency (%)	60.35	55.27	60.62	61.88	58.05	60.63	63.15	60.75	60.69	64.78	60.55	
		Stride count	28.96	33.63	32.11	31.78	32.81	32.11	31.46	32.08	32.09	31.06	318.09	

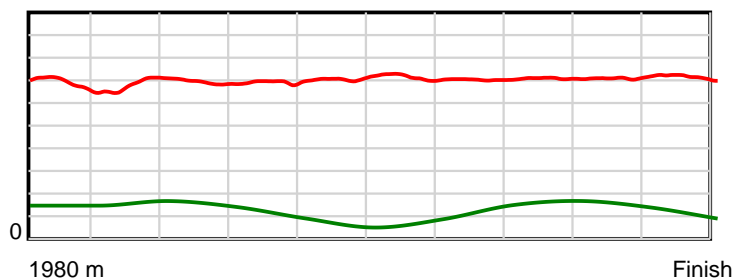
10 m Stride length



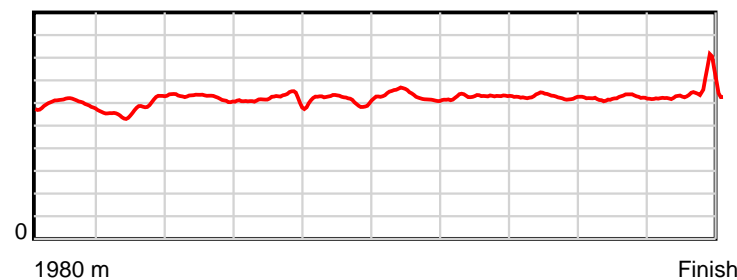
0.6 s Stride duration



20 m/sec Speed



100 % Stride efficiency



Note: Horizontal distance axis grid lines are 200m furlongs.

Disclaimer.

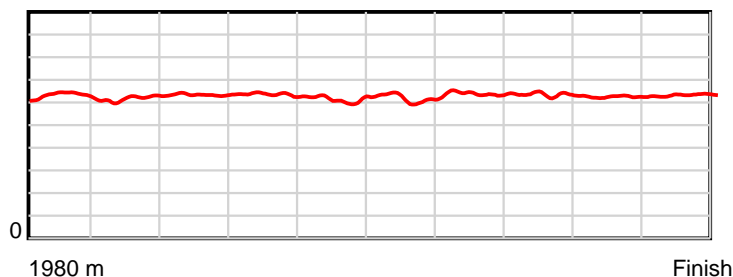
HRNZ and NZMTC and Thoroughbred Ratings Pty Ltd accepts no responsibility for the completeness or accuracy of any of the information contained herein, and makes no representations about its suitability for any particular purpose. Users should make their own judgements about those matters and/or seek independent advice. You assume all risks associated with use of the data provided on this page.

Race Results

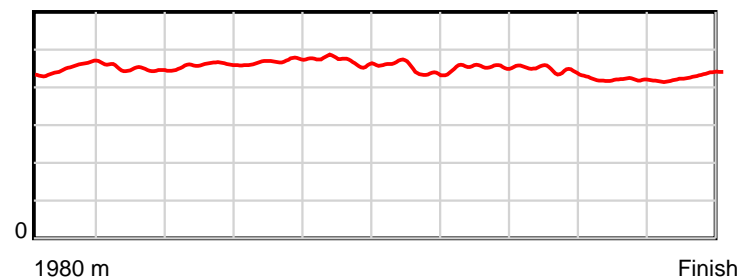
June 09, 2023, Race 7, ALABAR MOBILE PACE, Distance 1980m, Addington - Survey 1980m

Result	TAB no.	Horse (Barrier)	1980 to	1800m to	1600m to	1400m to	1200m to	1000m to	800m to	600m to	400m to	200m to	Total or	Margin
3rd	7	Lifes A Beach (7)	1800m	1600m	1400m	1200m	1000m	800m	600m	400m	200m	WP	Average	
		Position in running (margin)	-	7(6.5)	7(8.8)	7(6.6)	7(6.5)	7(5.1)	7(5.8)	7(5.3)	7(5.3)	5(2.6)		0.80
		Sectional time (s)	13.12	14.81	14.55	14.76	15.36	14.61	14.14	14.36	13.84	13.50		
		Cumulative time (s)	143.05	129.93	115.12	100.57	85.81	70.45	55.84	41.70	27.34	13.50	2:23.05	
		Speed (m/s)	13.72	13.50	13.75	13.55	13.02	13.69	14.14	13.93	14.45	14.81	13.84	
		Stride length (m)	6.34	6.07	6.31	6.36	6.11	6.15	6.44	6.19	6.06	6.37	6.24	
		Stride duration (s)	0.452	0.450	0.459	0.469	0.469	0.449	0.456	0.445	0.419	0.430	0.451	
		Stride efficiency (%)	62.73	57.63	62.31	63.22	58.33	59.05	64.88	59.95	57.41	63.46	60.80	
		Stride count	28.41	32.93	31.67	31.44	32.73	32.54	31.04	32.29	33.00	31.39	317.44	

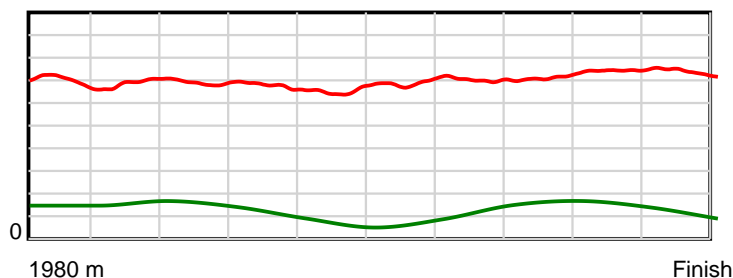
10 m Stride length



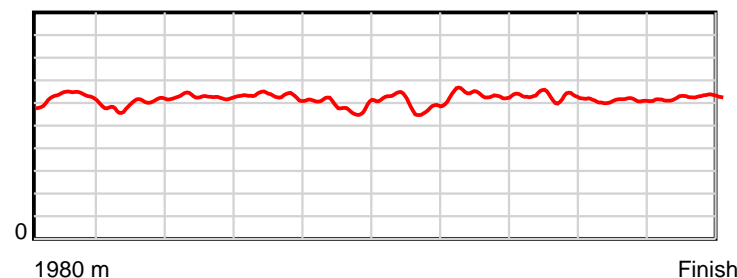
0.6 s Stride duration



20 m/sec Speed



100 % Stride efficiency



Note: Horizontal distance axis grid lines are 200m furlongs.

Disclaimer.

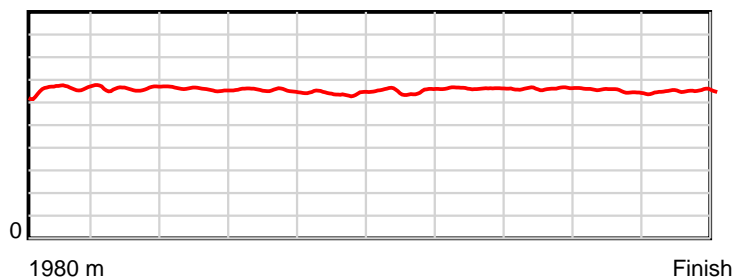
HRNZ and NZMTC and Thoroughbred Ratings Pty Ltd accepts no responsibility for the completeness or accuracy of any of the information contained herein, and makes no representations about its suitability for any particular purpose. Users should make their own judgements about those matters and/or seek independent advice. You assume all risks associated with use of the data provided on this page.

Race Results

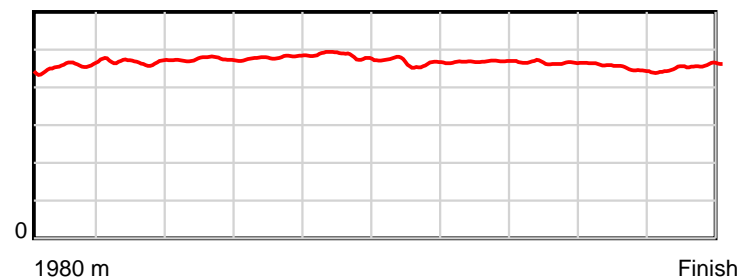
June 09, 2023, Race 7, ALABAR MOBILE PACE, Distance 1980m, Addington - Survey 1980m

Result	TAB no.	Horse (Barrier)	1980 to	1800m to	1600m to	1400m to	1200m to	1000m to	800m to	600m to	400m to	200m to	Total or	Margin
4th	5	Jack Tar (5)	1800m	1600m	1400m	1200m	1000m	800m	600m	400m	200m	WP	Average	
		Position in running (margin)	-	4(3.4)	5(5.1)	5(4.0)	4(3.5)	4(1.7)	3(1.7)	3(1.6)	4(2.4)	4(2.2)		2.80
		Sectional time (s)	12.35	14.71	14.72	14.71	15.28	14.49	14.20	14.49	14.25	14.20		
		Cumulative time (s)	143.40	131.05	116.34	101.62	86.91	71.63	57.14	42.94	28.45	14.20	2:23.40	
		Speed (m/s)	14.58	13.60	13.59	13.60	13.09	13.80	14.08	13.80	14.04	14.08	13.81	
		Stride length (m)	6.63	6.36	6.44	6.53	6.32	6.43	6.60	6.42	6.32	6.41	6.44	
		Stride duration (s)	0.458	0.468	0.474	0.480	0.483	0.466	0.468	0.465	0.451	0.455	0.467	
		Stride efficiency (%)	68.63	63.13	64.88	66.54	62.49	64.56	68.00	64.41	62.50	64.29	64.85	
		Stride count	27.16	31.47	31.04	30.65	31.63	31.12	30.32	31.15	31.63	31.18	307.35	

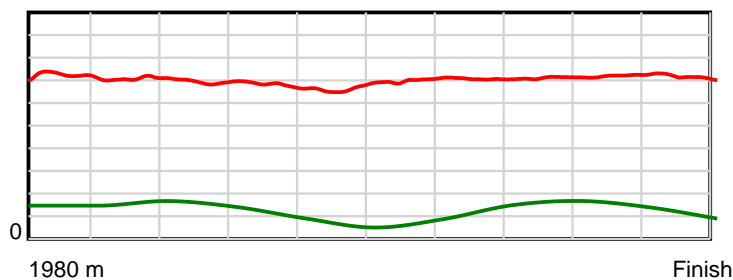
10 m Stride length



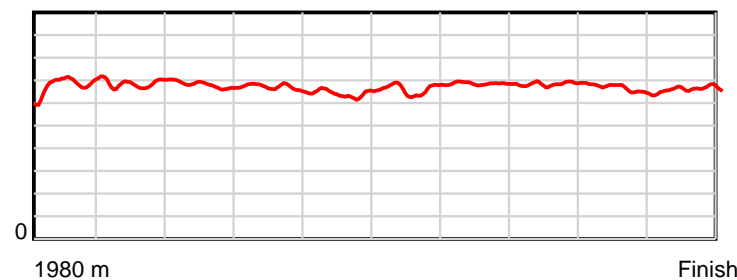
0.6 s Stride duration



20 m/sec Speed



100 % Stride efficiency



Note: Horizontal distance axis grid lines are 200m furlongs.

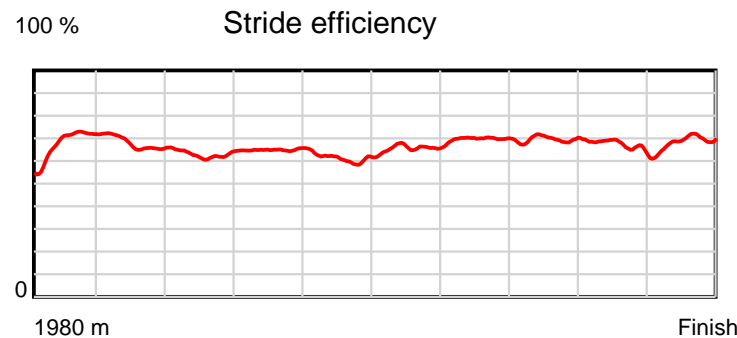
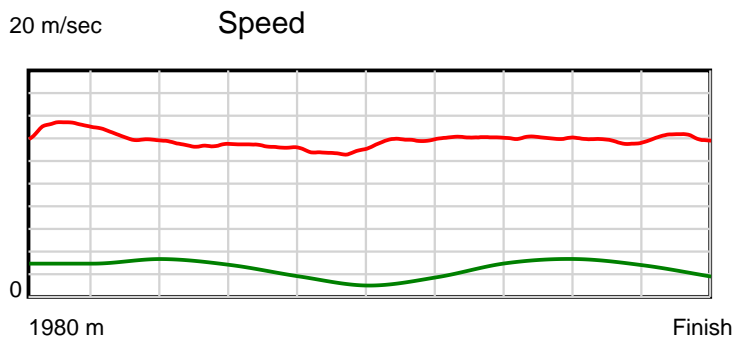
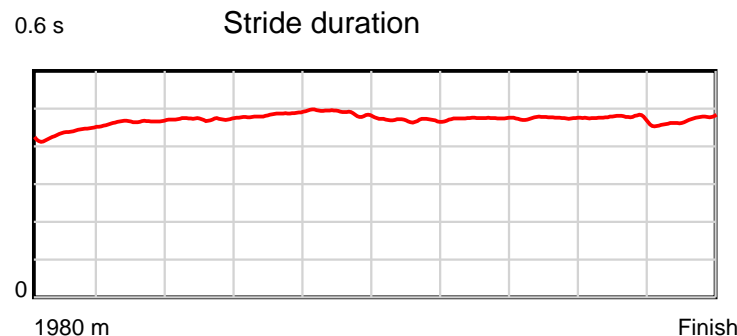
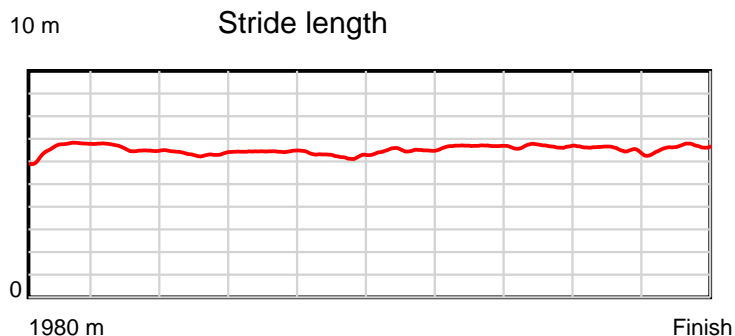
Disclaimer.

HRNZ and NZMTC and Thoroughbred Ratings Pty Ltd accepts no responsibility for the completeness or accuracy of any of the information contained herein, and makes no representations about its suitability for any particular purpose. Users should make their own judgements about those matters and/or seek independent advice. You assume all risks associated with use of the data provided on this page.

Race Results

June 09, 2023, Race 7, ALABAR MOBILE PACE, Distance 1980m, Addington - Survey 1980m

Result	TAB no.	Horse (Barrier)	1980 to	1800m to	1600m to	1400m to	1200m to	1000m to	800m to	600m to	400m to	200m to	Total or	Margin
5th	4	Casino Action (4)	1800m	1600m	1400m	1200m	1000m	800m	600m	400m	200m	WP	Average	
		Position in running (margin)	-	1(0.0)	1(0.0)	1(0.0)	2(1.7)	3(1.7)	4(1.9)	4(1.8)	3(1.9)	6(3.9)		4.90
		Sectional time (s)	12.05	14.43	14.91	15.07	15.58	14.53	14.20	14.39	14.62	14.01		
		Cumulative time (s)	143.79	131.74	117.31	102.40	87.33	71.75	57.22	43.02	28.63	14.01	2:23.79	
		Speed (m/s)	14.94	13.86	13.41	13.27	12.84	13.76	14.08	13.90	13.68	14.28	13.77	
		Stride length (m)	6.64	6.45	6.34	6.43	6.27	6.46	6.68	6.61	6.49	6.73	6.50	
		Stride duration (s)	0.437	0.465	0.472	0.485	0.489	0.469	0.475	0.475	0.474	0.471	0.472	
		Stride efficiency (%)	68.80	65.01	62.75	64.62	61.52	65.23	69.79	68.18	65.87	70.69	66.12	
		Stride count	27.13	31.01	31.56	31.10	31.88	30.96	29.93	30.28	30.80	29.74	304.39	



Note: Horizontal distance axis grid lines are 200m furlongs.

Disclaimer.

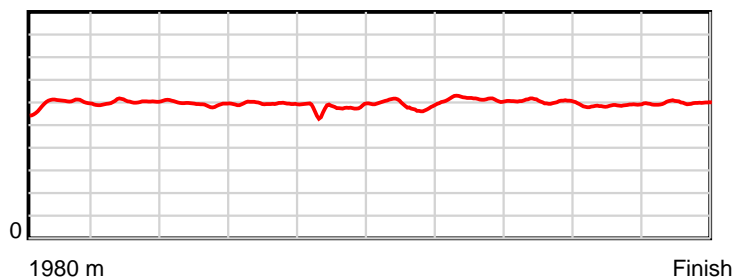
HRNZ and NZMTC and Thoroughbred Ratings Pty Ltd accepts no responsibility for the completeness or accuracy of any of the information contained herein, and makes no representations about its suitability for any particular purpose. Users should make their own judgements about those matters and/or seek independent advice. You assume all risks associated with use of the data provided on this page.

Race Results

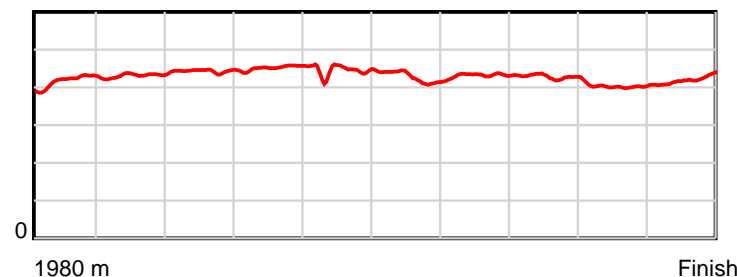
June 09, 2023, Race 7, ALABAR MOBILE PACE, Distance 1980m, Addington - Survey 1980m

Result	TAB no.	Horse (Barrier)	1980 to	1800m to	1600m to	1400m to	1200m to	1000m to	800m to	600m to	400m to	200m to	Total or	Margin
6th	3	Warloch (3)	1800m	1600m	1400m	1200m	1000m	800m	600m	400m	200m	WP	Average	
		Position in running (margin)	-	6(4.4)	4(4.3)	4(3.8)	6(5.9)	8(5.7)	8(6.6)	8(6.0)	8(5.7)	7(4.1)		5.40
		Sectional time (s)	12.71	14.40	14.83	15.13	15.55	14.65	14.12	14.31	14.03	14.14		
		Cumulative time (s)	143.87	131.16	116.76	101.93	86.80	71.25	56.60	42.48	28.17	14.14	2:23.87	
		Speed (m/s)	14.17	13.89	13.49	13.22	12.86	13.65	14.16	13.98	14.26	14.14	13.76	
		Stride length (m)	6.00	5.99	5.98	5.97	5.71	5.82	6.12	5.98	5.73	5.96	5.92	
		Stride duration (s)	0.420	0.431	0.443	0.452	0.444	0.426	0.432	0.428	0.402	0.421	0.430	
		Stride efficiency (%)	56.34	56.05	55.89	55.73	51.01	52.89	58.61	55.79	51.30	55.43	54.81	
		Stride count	29.98	33.39	33.44	33.49	35.01	34.38	32.66	33.47	34.91	33.58	334.31	

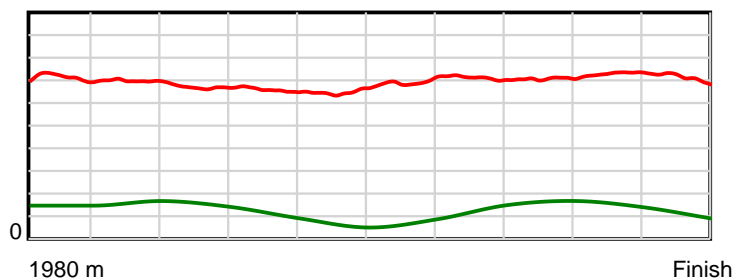
10 m Stride length



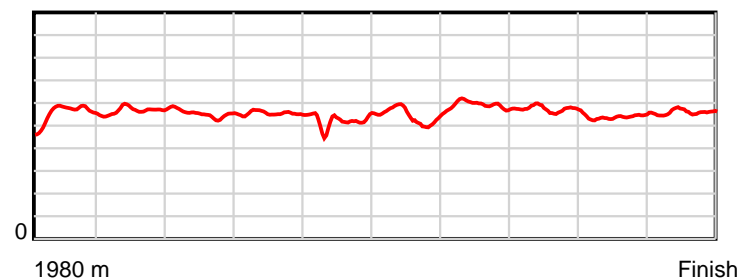
0.6 s Stride duration



20 m/sec Speed



100 % Stride efficiency



Note: Horizontal distance axis grid lines are 200m furlongs.

Disclaimer.

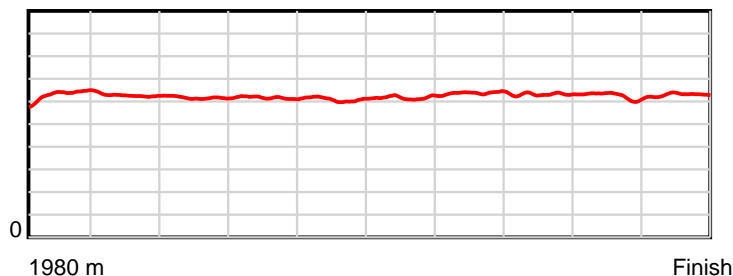
HRNZ and NZMTC and Thoroughbred Ratings Pty Ltd accepts no responsibility for the completeness or accuracy of any of the information contained herein, and makes no representations about its suitability for any particular purpose. Users should make their own judgements about those matters and/or seek independent advice. You assume all risks associated with use of the data provided on this page.

Race Results

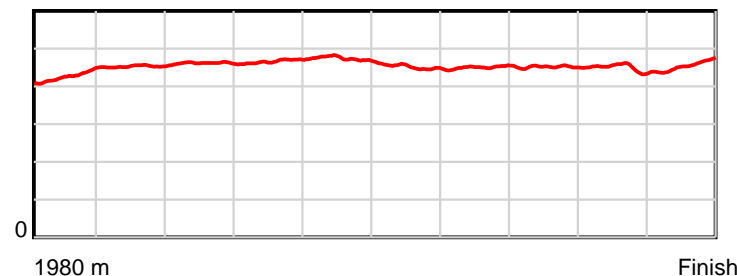
June 09, 2023, Race 7, ALABAR MOBILE PACE, Distance 1980m, Addington - Survey 1980m

Result	TAB no.	Horse (Barrier)	1980 to	1800m to	1600m to	1400m to	1200m to	1000m to	800m to	600m to	400m to	200m to	Total or	Margin
7th	1	Tom Martin (1)	1800m	1600m	1400m	1200m	1000m	800m	600m	400m	200m	WP	Average	
		Position in running (margin)	-	2(1.8)	3(1.6)	3(1.4)	3(3.5)	6(3.8)	6(4.6)	5(4.0)	5(3.6)	8(4.9)		8.20
		Sectional time (s)	12.20	14.39	14.88	15.13	15.63	14.63	14.12	14.30	14.50	14.61		
		Cumulative time (s)	144.39	132.19	117.80	102.92	87.79	72.16	57.53	43.41	29.11	14.61	2:24.39	
		Speed (m/s)	14.76	13.90	13.44	13.22	12.80	13.67	14.16	13.99	13.79	13.69	13.71	
		Stride length (m)	6.38	6.29	6.20	6.16	6.06	6.17	6.38	6.30	6.20	6.25	6.24	
		Stride duration (s)	0.428	0.453	0.461	0.466	0.473	0.451	0.451	0.451	0.449	0.457	0.455	
		Stride efficiency (%)	63.67	61.83	60.12	59.31	57.34	59.53	63.65	62.10	60.03	61.11	60.80	
		Stride count	28.20	31.79	32.24	32.46	33.02	32.40	31.34	31.73	32.27	31.98	317.43	

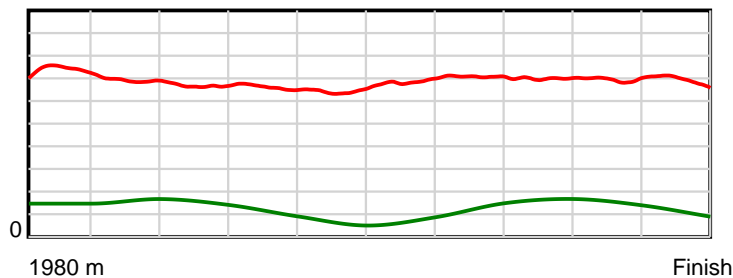
10 m Stride length



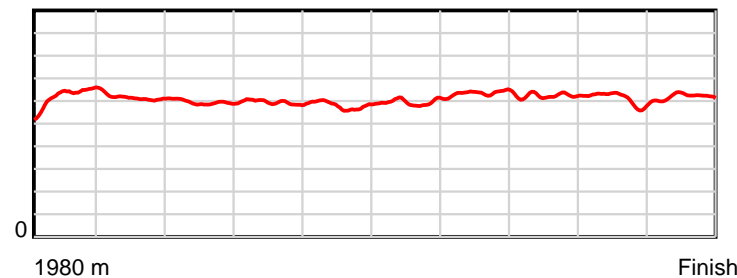
0.6 s Stride duration



20 m/sec Speed



100 % Stride efficiency



Note: Horizontal distance axis grid lines are 200m furlongs.

Disclaimer.

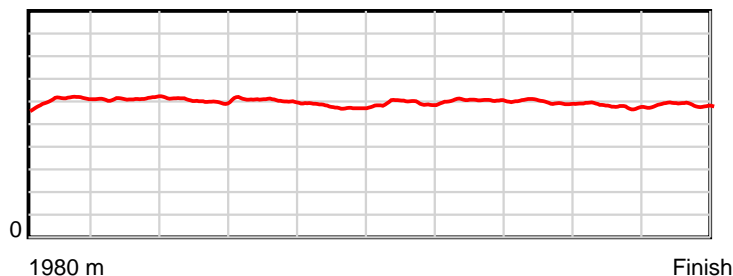
HRNZ and NZMTC and Thoroughbred Ratings Pty Ltd accepts no responsibility for the completeness or accuracy of any of the information contained herein, and makes no representations about its suitability for any particular purpose. Users should make their own judgements about those matters and/or seek independent advice. You assume all risks associated with use of the data provided on this page.

Race Results

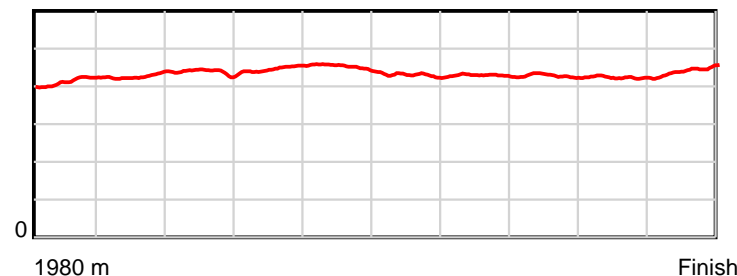
June 09, 2023, Race 7, ALABAR MOBILE PACE, Distance 1980m, Addington - Survey 1980m

Result	TAB no.	Horse (Barrier)	1980 to	1800m to	1600m to	1400m to	1200m to	1000m to	800m to	600m to	400m to	200m to	Total or	Margin
8th	2	Evangelist (2)	1800m	1600m	1400m	1200m	1000m	800m	600m	400m	200m	WP	Average	
		Position in running (margin)	-	3(2.0)	2(1.1)	2(0.0)	1(0.0)	1(0.0)	1(0.0)	1(0.0)	1(0.0)	3(2.0)		8.60
		Sectional time (s)	12.10	14.28	14.73	14.78	15.58	14.49	14.22	14.37	14.61	15.28		
		Cumulative time (s)	144.44	132.34	118.06	103.33	88.55	72.97	58.48	44.26	29.89	15.28	2:24.44	
		Speed (m/s)	14.88	14.01	13.58	13.53	12.84	13.80	14.06	13.92	13.69	13.09	13.71	
		Stride length (m)	6.11	5.98	5.95	6.05	5.80	5.93	6.03	5.96	5.79	5.79	5.93	
		Stride duration (s)	0.413	0.427	0.438	0.447	0.452	0.430	0.429	0.428	0.423	0.443	0.433	
		Stride efficiency (%)	58.36	55.93	55.30	57.12	52.54	54.89	56.83	55.45	52.36	52.47	55.04	
		Stride count	29.46	33.43	33.62	33.08	34.49	33.74	33.16	33.58	34.55	34.51	333.62	

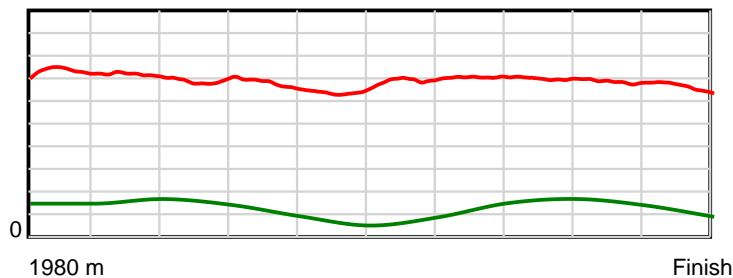
10 m Stride length



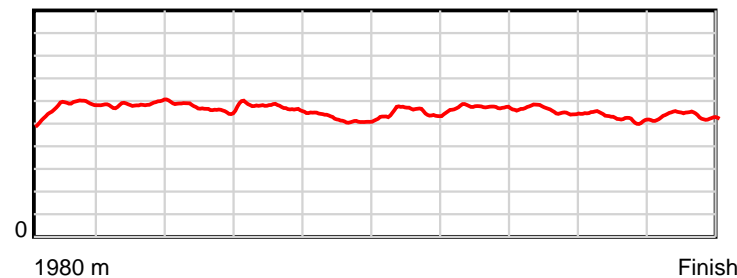
0.6 s Stride duration



20 m/sec Speed



100 % Stride efficiency



Note: Horizontal distance axis grid lines are 200m furlongs.

Disclaimer.

HRNZ and NZMTC and Thoroughbred Ratings Pty Ltd accepts no responsibility for the completeness or accuracy of any of the information contained herein, and makes no representations about its suitability for any particular purpose. Users should make their own judgements about those matters and/or seek independent advice. You assume all risks associated with use of the data provided on this page.



Race Results



June 09, 2023, Race 8, LIVAMOL HANDICAP TROT, Distance 2600m, Addington - Survey 3200m

Result	TAB no.	Horse (Barrier)	2600 to	2400m to
1st	5	Unico Vacanza (1)	2400m	2200m
		Position in running (margin)	-	5(8.0)
		Sectional time (s)	16.97	15.61
		Cumulative time (s)	200.05	183.08
		Speed (m/s)	11.78	12.81
		Stride length (m)	5.60	5.84
		Stride duration (s)	0.456	0.456
		Stride efficiency (%)	49.03	53.29
		Stride count	35.71	34.25

Disclaimer.

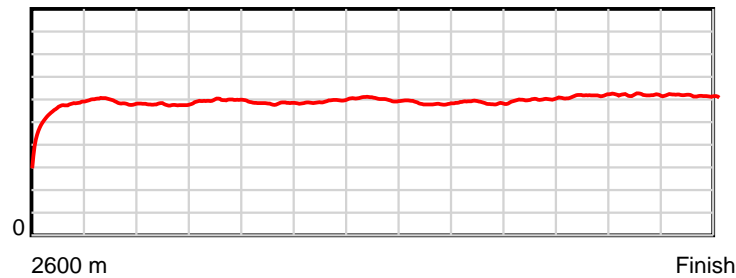
HRNZ and NZMTC and Thoroughbred Ratings Pty Ltd accepts no responsibility for the completeness or accuracy of any of the information contained herein, and makes no representations about its suitability for any particular purpose. Users should make their own judgements about those matters and/or seek independent advice. You assume all risks associated with use of the data provided on this page.

Race Results

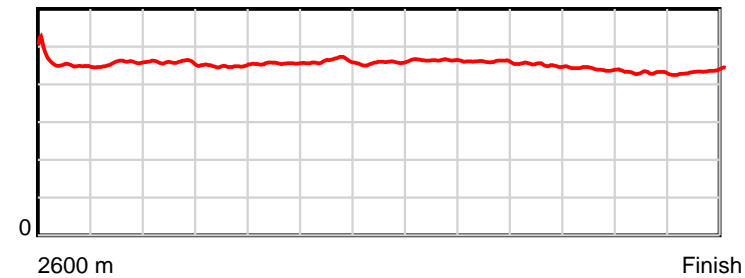
June 09, 2023, Race 8, LIVAMOL HANDICAP TROT, Distance 2600m, Addington - Survey 3200m

Result	TAB no.	Horse (Barrier)	2200m to	2000m to	1800m to	1600m to	1400m to	1200m to	1000m to	800m to	600m to	400m to	200m to	Total or	Margin
1st	5	Unico Vacanza (1)	2000m	1800m	1600m	1400m	1200m	1000m	800m	600m	400m	200m	WP	Average	
		Position in running (margin)	6(12.1)	5(10.1)	5(6.3)	4(4.0)	4(2.1)	2(1.7)	2(0.7)	3(2.1)	2(1.9)	2(1.1)	1(0.0)		0.00
		Sectional time (s)	16.09	14.95	15.70	15.64	15.10	16.27	16.07	14.93	14.50	13.95	14.27		
		Cumulative time (s)	167.47	151.38	136.43	120.73	105.09	89.99	73.72	57.65	42.72	28.22	14.27	3:20.05	
		Speed (m/s)	12.43	13.38	12.74	12.79	13.25	12.29	12.45	13.40	13.79	14.34	14.02	13.00	
		Stride length (m)	5.70	6.00	5.80	5.91	6.06	5.70	5.73	6.04	6.06	6.16	6.11	5.90	
		Stride duration (s)	0.458	0.449	0.455	0.462	0.457	0.464	0.460	0.451	0.439	0.430	0.436	0.454	
		Stride efficiency (%)	50.75	56.34	52.58	54.64	57.38	50.81	51.26	57.00	57.41	59.29	58.36	54.32	
		Stride count	35.10	33.31	34.48	33.82	33.01	35.07	34.92	33.12	33.00	32.47	32.73	440.99	

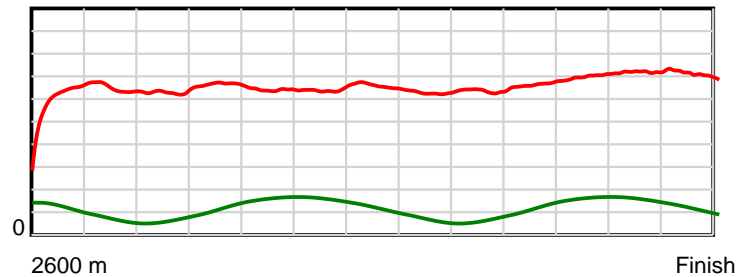
10 m Stride length



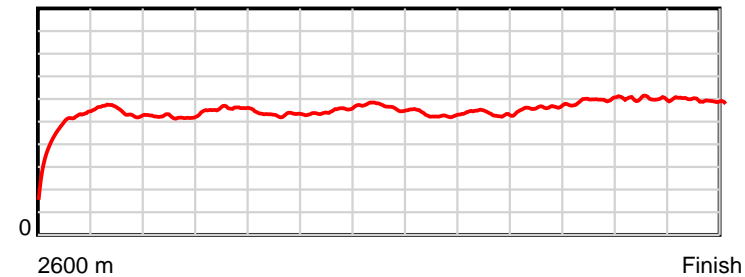
0.6 s Stride duration



20 m/sec Speed



100 % Stride efficiency



Note: Horizontal distance axis grid lines are 200m furlongs.

Disclaimer.

HRNZ and NZMTC and Thoroughbred Ratings Pty Ltd accepts no responsibility for the completeness or accuracy of any of the information contained herein, and makes no representations about its suitability for any particular purpose. Users should make their own judgements about those matters and/or seek independent advice. You assume all risks associated with use of the data provided on this page.



Race Results



June 09, 2023, Race 8, LIVAMOL HANDICAP TROT, Distance 2600m, Addington - Survey 3200m

Result	TAB no.	Horse (Barrier)	2600 to	2400m to
2nd	6	Spy Da Moment (3)	2400m	2200m
		Position in running (margin)	-	7(10.8)
		Sectional time (s)	17.42	15.36
		Cumulative time (s)	200.13	182.71
		Speed (m/s)	11.48	13.02
		Stride length (m)	5.69	6.36
		Stride duration (s)	0.467	0.489
		Stride efficiency (%)	50.54	63.19
		Stride count	35.17	31.45

Disclaimer.

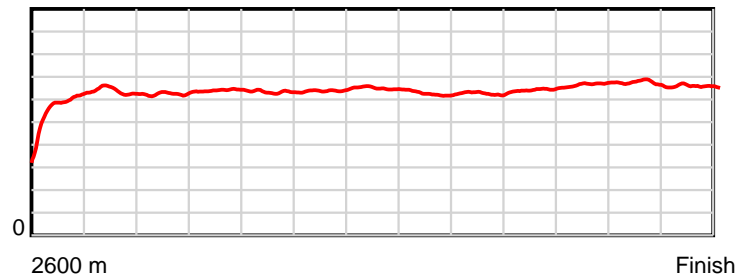
HRNZ and NZMTC and Thoroughbred Ratings Pty Ltd accepts no responsibility for the completeness or accuracy of any of the information contained herein, and makes no representations about its suitability for any particular purpose. Users should make their own judgements about those matters and/or seek independent advice. You assume all risks associated with use of the data provided on this page.

Race Results

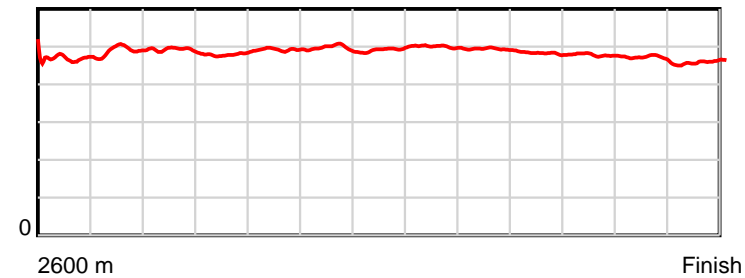
June 09, 2023, Race 8, LIVAMOL HANDICAP TROT, Distance 2600m, Addington - Survey 3200m

Result	TAB no.	Horse (Barrier)	2200m to	2000m to	1800m to	1600m to	1400m to	1200m to	1000m to	800m to	600m to	400m to	200m to	Total or	Margin
2nd	6	Spy Da Moment (3)	2000m	1800m	1600m	1400m	1200m	1000m	800m	600m	400m	200m	WP	Average	
		Position in running (margin)	7(13.4)	7(11.4)	6(7.4)	6(6.0)	6(4.4)	5(4.0)	4(2.3)	4(3.5)	4(3.4)	4(3.2)	3(2.6)		0.50
		Sectional time (s)	16.08	14.91	15.85	15.69	15.09	16.15	16.03	14.95	14.60	14.04	13.96		
		Cumulative time (s)	167.35	151.27	136.36	120.51	104.82	89.73	73.58	57.55	42.60	28.00	13.96	3:20.13	
		Speed (m/s)	12.44	13.41	12.62	12.75	13.25	12.38	12.48	13.38	13.70	14.25	14.33	12.99	
		Stride length (m)	6.12	6.43	6.21	6.33	6.53	6.19	6.15	6.45	6.54	6.66	6.58	6.32	
		Stride duration (s)	0.492	0.479	0.492	0.496	0.492	0.500	0.493	0.482	0.478	0.468	0.460	0.486	
		Stride efficiency (%)	58.57	64.60	60.31	62.53	66.54	59.89	59.17	65.02	66.93	69.40	67.71	62.34	
		Stride count	32.67	31.11	32.19	31.62	30.65	32.31	32.50	31.01	30.56	30.01	30.38	411.63	

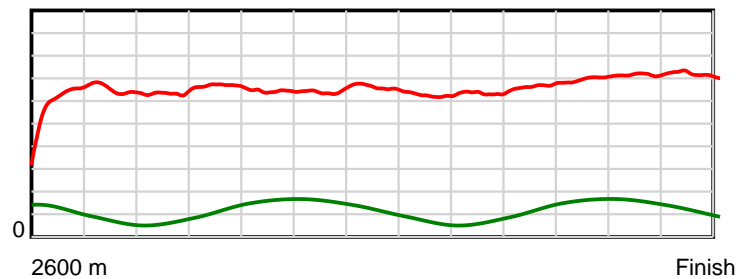
10 m Stride length



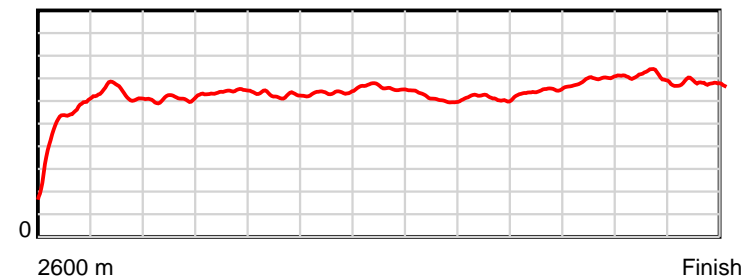
0.6 s Stride duration



20 m/sec Speed



100 % Stride efficiency



Note: Horizontal distance axis grid lines are 200m furlongs.

Disclaimer.

HRNZ and NZMTC and Thoroughbred Ratings Pty Ltd accepts no responsibility for the completeness or accuracy of any of the information contained herein, and makes no representations about its suitability for any particular purpose. Users should make their own judgements about those matters and/or seek independent advice. You assume all risks associated with use of the data provided on this page.



Race Results



June 09, 2023, Race 8, LIVAMOL HANDICAP TROT, Distance 2600m, Addington - Survey 3200m

Result	TAB no.	Horse (Barrier)	2600 to	2400m to
3rd	10	Jimmy Carter (2)	2400m	2200m
		Position in running (margin)	-	9(19.9)
		Sectional time (s)	19.10	15.42
		Cumulative time (s)	200.23	181.13
		Speed (m/s)	10.47	12.97
		Stride length (m)	5.83	6.03
		Stride duration (s)	0.465	0.465
		Stride efficiency (%)	53.18	56.83
		Stride count	34.28	33.16

Disclaimer.

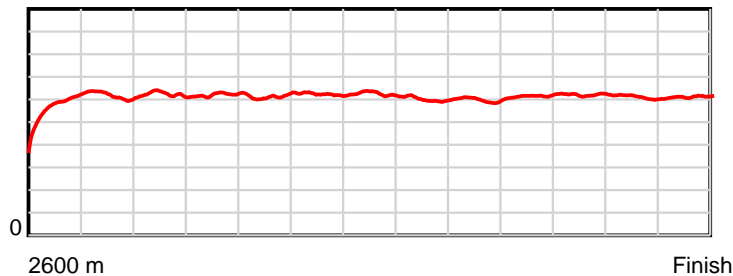
HRNZ and NZMTC and Thoroughbred Ratings Pty Ltd accepts no responsibility for the completeness or accuracy of any of the information contained herein, and makes no representations about its suitability for any particular purpose. Users should make their own judgements about those matters and/or seek independent advice. You assume all risks associated with use of the data provided on this page.

Race Results

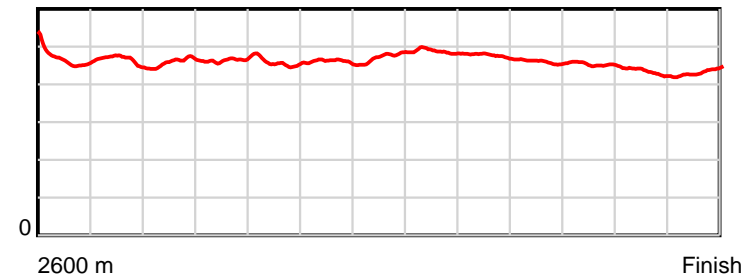
June 09, 2023, Race 8, LIVAMOL HANDICAP TROT, Distance 2600m, Addington - Survey 3200m

Result	TAB no.	Horse (Barrier)	2200m to	2000m to	1800m to	1600m to	1400m to	1200m to	1000m to	800m to	600m to	400m to	200m to	Total or	Margin
3rd	10	Jimmy Carter (2)	2000m	1800m	1600m	1400m	1200m	1000m	800m	600m	400m	200m	WP	Average	
		Position in running (margin)	9(22.8)	8(13.1)	8(9.2)	5(4.6)	1(0.0)	1(0.0)	1(0.0)	1(0.0)	1(0.0)	1(0.0)	2(1.2)		1.00
		Sectional time (s)	14.82	14.92	15.31	15.20	15.16	16.43	15.82	14.97	14.64	14.32	14.12		
		Cumulative time (s)	165.71	150.89	135.97	120.66	105.46	90.30	73.87	58.05	43.08	28.44	14.12	3:20.23	
		Speed (m/s)	13.50	13.40	13.06	13.16	13.19	12.17	12.64	13.36	13.66	13.97	14.16	12.98	
		Stride length (m)	6.20	6.22	5.98	6.06	6.25	5.93	6.01	6.14	6.18	6.03	6.15	6.08	
		Stride duration (s)	0.459	0.464	0.458	0.460	0.474	0.487	0.476	0.459	0.452	0.432	0.434	0.468	
		Stride efficiency (%)	60.02	60.52	55.90	57.35	61.07	54.94	56.46	58.86	59.61	56.75	59.11	57.67	
		Stride count	32.27	32.14	33.44	33.01	31.99	33.73	33.27	32.59	32.38	33.19	32.52	427.97	

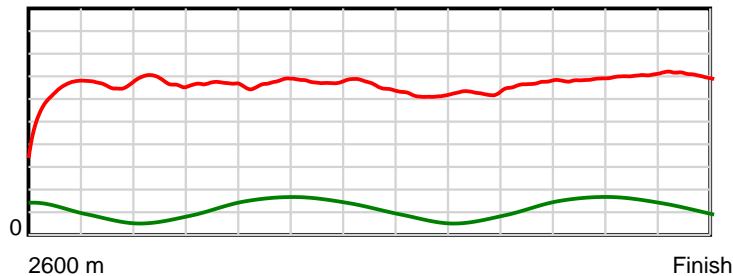
10 m Stride length



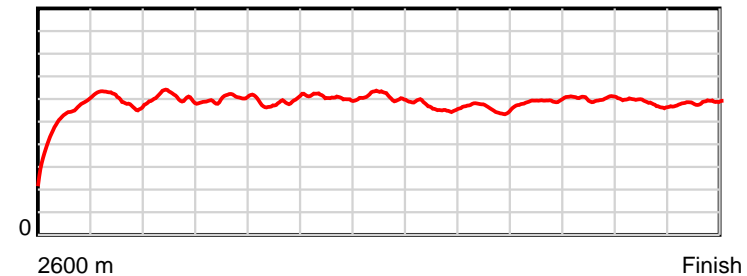
0.6 s Stride duration



20 m/sec Speed



100 % Stride efficiency



Note: Horizontal distance axis grid lines are 200m furlongs.

Disclaimer.

HRNZ and NZMTC and Thoroughbred Ratings Pty Ltd accepts no responsibility for the completeness or accuracy of any of the information contained herein, and makes no representations about its suitability for any particular purpose. Users should make their own judgements about those matters and/or seek independent advice. You assume all risks associated with use of the data provided on this page.



Race Results



June 09, 2023, Race 8, LIVAMOL HANDICAP TROT, Distance 2600m, Addington - Survey 3200m

Result	TAB no.	Horse (Barrier)	2600 to	2400m to
4th	8	Wai Key Wee (5)	2400m	2200m
		Position in running (margin)	-	8(15.8)
		Sectional time (s)	18.29	15.55
		Cumulative time (s)	200.37	182.08
		Speed (m/s)	10.93	12.86
		Stride length (m)	0.00	0.00
		Stride duration (s)	0.000	0.000
		Stride efficiency (%)	0.00	0.00
		Stride count	0.00	0.00

Disclaimer.

HRNZ and NZMTC and Thoroughbred Ratings Pty Ltd accepts no responsibility for the completeness or accuracy of any of the information contained herein, and makes no representations about its suitability for any particular purpose. Users should make their own judgements about those matters and/or seek independent advice. You assume all risks associated with use of the data provided on this page.




Race Results

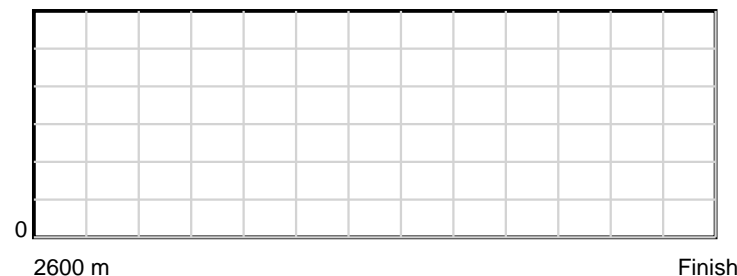
June 09, 2023, Race 8, LIVAMOL HANDICAP TROT, Distance 2600m, Addington - Survey 3200m

Result	TAB no.	Horse (Barrier)	2200m to	2000m to	1800m to	1600m to	1400m to	1200m to	1000m to	800m to	600m to	400m to	200m to	Total or	Margin
4th	8	Wai Key Wee (5)	2000m	1800m	1600m	1400m	1200m	1000m	800m	600m	400m	200m	WP	Average	
		Position in running (margin)	8(19.5)	9(13.2)	9(9.5)	9(8.9)	7(6.6)	7(6.0)	6(4.2)	6(5.6)	6(5.2)	6(5.4)	4(4.4)		1.80
		Sectional time (s)	15.37	14.98	15.97	15.58	15.06	16.13	16.06	14.91	14.66	13.96	13.85		
		Cumulative time (s)	166.53	151.16	136.18	120.21	104.63	89.57	73.44	57.38	42.47	27.81	13.85	3:20.37	
		Speed (m/s)	13.01	13.35	12.52	12.84	13.28	12.40	12.45	13.41	13.64	14.33	14.44	12.98	
		Stride length (m)	0.00	0.00	0.00	0.00	0.00	0.00	0.00	0.00	0.00	0.00	6741.20	86666.67	
		Stride duration (s)	0.000	0.000	0.000	0.000	0.000	0.000	0.000	0.000	0.000	0.000	466.660	6679.126	
		Stride efficiency (%)	0.00	0.00	0.00	0.00	0.00	0.00	0.00	0.00	0.00	0.00	71013096100	737285632.00	
		Stride count	0.00	0.00	0.00	0.00	0.00	0.00	0.00	0.00	0.00	0.00	0.03	0.03	


10 m Stride length




0.6 s Stride duration



20 m/sec Speed



100 % Stride efficiency



Note: Horizontal distance axis grid lines are 200m furlongs.

Disclaimer.

HRNZ and NZMTC and Thoroughbred Ratings Pty Ltd accepts no responsibility for the completeness or accuracy of any of the information contained herein, and makes no representations about its suitability for any particular purpose. Users should make their own judgements about those matters and/or seek independent advice. You assume all risks associated with use of the data provided on this page.



Race Results



June 09, 2023, Race 8, LIVAMOL HANDICAP TROT, Distance 2600m, Addington - Survey 3200m

Result	TAB no.	Horse (Barrier)	2600 to	2400m to
5th	9	Missalyssa (7)	2400m	2200m
		Position in running (margin)	-	6(8.2)
		Sectional time (s)	17.32	15.52
		Cumulative time (s)	200.80	183.48
		Speed (m/s)	11.54	12.89
		Stride length (m)	5.61	6.06
		Stride duration (s)	0.442	0.470
		Stride efficiency (%)	49.23	57.31
		Stride count	35.63	33.03

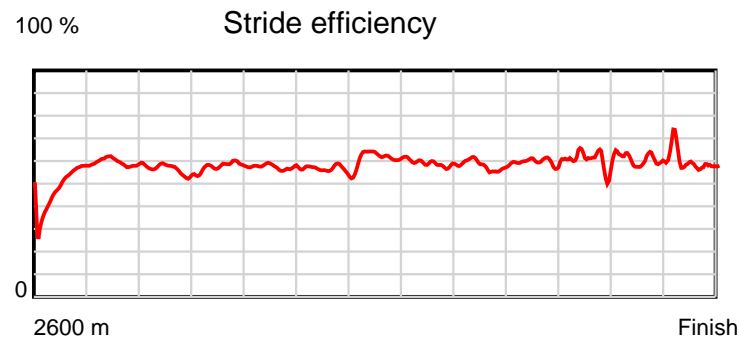
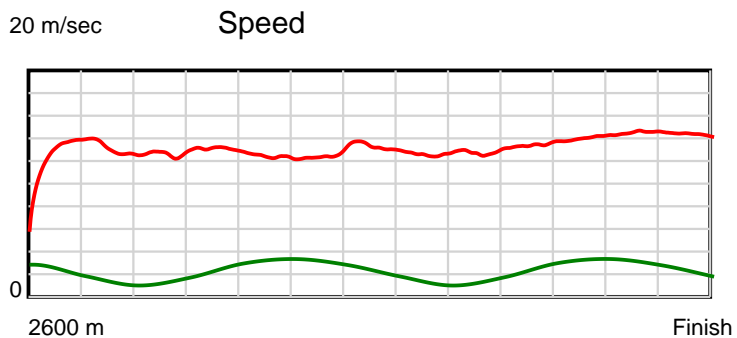
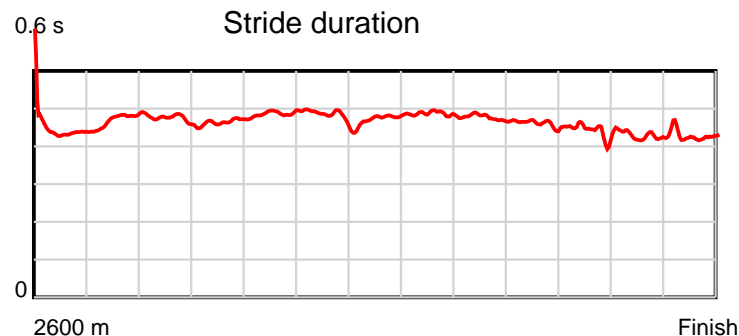
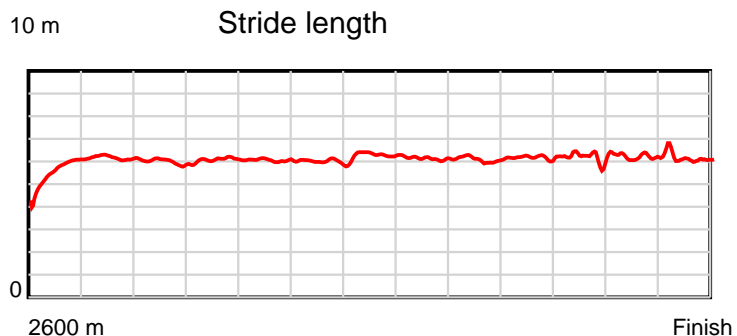
Disclaimer.

HRNZ and NZMTC and Thoroughbred Ratings Pty Ltd accepts no responsibility for the completeness or accuracy of any of the information contained herein, and makes no representations about its suitability for any particular purpose. Users should make their own judgements about those matters and/or seek independent advice. You assume all risks associated with use of the data provided on this page.

Race Results

June 09, 2023, Race 8, LIVAMOL HANDICAP TROT, Distance 2600m, Addington - Survey 3200m

Result	TAB no.	Horse (Barrier)	2200m to	2000m to	1800m to	1600m to	1400m to	1200m to	1000m to	800m to	600m to	400m to	200m to	Total or	Margin
5th	9	Missalyssa (7)	2000m	1800m	1600m	1400m	1200m	1000m	800m	600m	400m	200m	WP	Average	
		Position in running (margin)	5(11.8)	6(10.5)	7(8.6)	8(7.8)	9(6.8)	8(6.4)	8(6.5)	9(8.6)	9(8.4)	8(6.6)	5(5.0)		4.20
		Sectional time (s)	16.22	15.26	15.94	15.80	15.09	16.46	16.17	14.94	14.34	13.87	13.87		
		Cumulative time (s)	167.96	151.74	136.48	120.54	104.74	89.65	73.19	57.02	42.08	27.74	13.87	3:20.80	
		Speed (m/s)	12.33	13.11	12.55	12.66	13.25	12.15	12.37	13.39	13.95	14.42	14.42	12.95	
		Stride length (m)	5.85	6.09	6.11	6.12	6.26	5.91	5.89	6.15	6.12	6.14	6.15	6.03	
		Stride duration (s)	0.474	0.465	0.487	0.484	0.472	0.486	0.476	0.459	0.439	0.426	0.426	0.466	
		Stride efficiency (%)	53.45	57.95	58.27	58.61	61.14	54.50	54.16	59.05	58.47	58.98	59.05	56.80	
		Stride count	34.20	32.84	32.75	32.66	31.97	33.87	33.97	32.53	32.70	32.55	32.54	431.24	



Note: Horizontal distance axis grid lines are 200m furlongs.

Disclaimer.

HRNZ and NZMTC and Thoroughbred Ratings Pty Ltd accepts no responsibility for the completeness or accuracy of any of the information contained herein, and makes no representations about its suitability for any particular purpose. Users should make their own judgements about those matters and/or seek independent advice. You assume all risks associated with use of the data provided on this page.



Race Results



June 09, 2023, Race 8, LIVAMOL HANDICAP TROT, Distance 2600m, Addington - Survey 3200m

Result	TAB no.	Horse (Barrier)	2600 to	2400m to
6th	1	T K Megastar (4)	2400m	2200m
		Position in running (margin)	-	2(0.9)
		Sectional time (s)	15.83	15.61
		Cumulative time (s)	201.33	185.50
		Speed (m/s)	12.63	12.81
		Stride length (m)	5.43	5.74
		Stride duration (s)	0.429	0.448
		Stride efficiency (%)	45.99	51.45
		Stride count	36.87	34.86

Disclaimer.

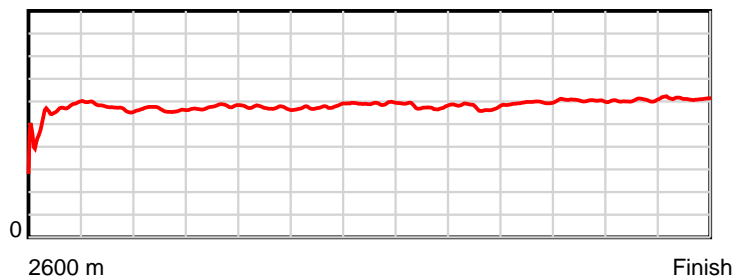
HRNZ and NZMTC and Thoroughbred Ratings Pty Ltd accepts no responsibility for the completeness or accuracy of any of the information contained herein, and makes no representations about its suitability for any particular purpose. Users should make their own judgements about those matters and/or seek independent advice. You assume all risks associated with use of the data provided on this page.

Race Results

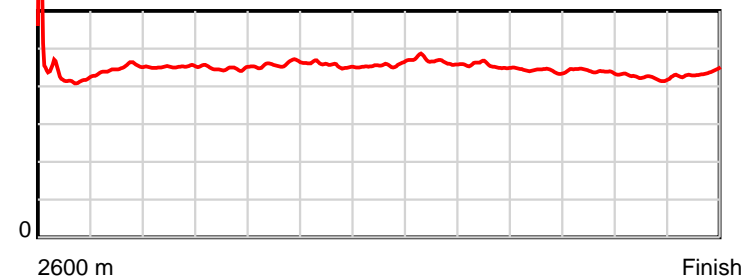
June 09, 2023, Race 8, LIVAMOL HANDICAP TROT, Distance 2600m, Addington - Survey 3200m

Result	TAB no.	Horse (Barrier)	2200m to	2000m to	1800m to	1600m to	1400m to	1200m to	1000m to	800m to	600m to	400m to	200m to	Total or	Margin
6th	1	T K Megastar (4)	2000m	1800m	1600m	1400m	1200m	1000m	800m	600m	400m	200m	WP	Average	
		Position in running (margin)	2(5.0)	2(3.2)	3(2.8)	3(3.8)	5(3.0)	6(5.3)	7(4.8)	7(6.1)	7(5.7)	7(6.4)	7(6.9)		7.10
		Sectional time (s)	16.13	15.52	16.23	15.83	15.55	16.35	16.04	14.91	14.76	14.21	14.36		
		Cumulative time (s)	169.89	153.76	138.24	122.01	106.18	90.63	74.28	58.24	43.33	28.57	14.36	3:21.33	
		Speed (m/s)	12.40	12.89	12.32	12.63	12.86	12.23	12.47	13.41	13.55	14.07	13.93	12.91	
		Stride length (m)	5.60	5.78	5.65	5.77	5.87	5.72	5.68	5.92	5.97	5.95	6.07	5.78	
		Stride duration (s)	0.451	0.449	0.459	0.457	0.456	0.467	0.455	0.442	0.441	0.423	0.436	0.447	
		Stride efficiency (%)	48.93	52.20	49.96	52.04	53.79	51.07	50.34	54.86	55.72	55.36	57.61	52.12	
		Stride count	35.74	34.60	35.37	34.66	34.09	34.98	35.24	33.76	33.49	33.60	32.94	450.20	

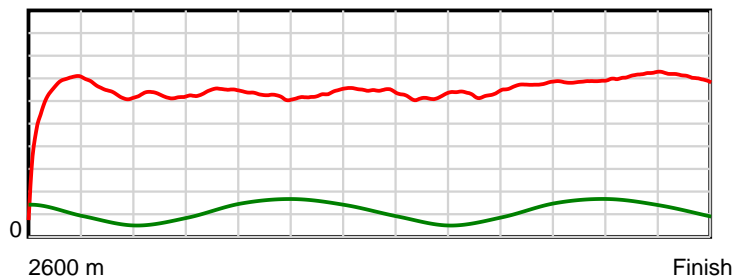
10 m Stride length



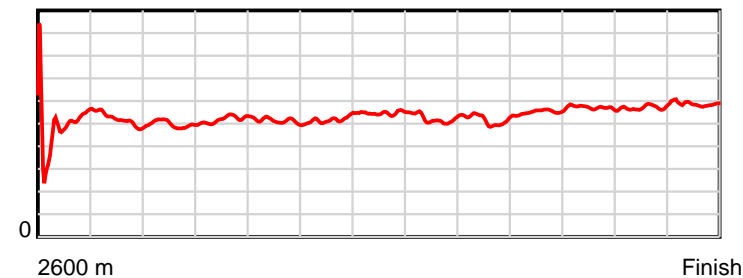
0.5 s Stride duration



20 m/sec Speed



100 % Stride efficiency



Note: Horizontal distance axis grid lines are 200m furlongs.

Disclaimer.

HRNZ and NZMTC and Thoroughbred Ratings Pty Ltd accepts no responsibility for the completeness or accuracy of any of the information contained herein, and makes no representations about its suitability for any particular purpose. Users should make their own judgements about those matters and/or seek independent advice. You assume all risks associated with use of the data provided on this page.



Race Results



June 09, 2023, Race 8, LIVAMOL HANDICAP TROT, Distance 2600m, Addington - Survey 3200m

Result	TAB no.	Horse (Barrier)	2600 to	2400m to
7th	2	The Bloss (6)	2400m	2200m
		Position in running (margin)	-	1(0.0)
		Sectional time (s)	15.58	14.93
		Cumulative time (s)	201.61	186.03
		Speed (m/s)	12.83	13.40
		Stride length (m)	5.56	5.96
		Stride duration (s)	0.429	0.445
		Stride efficiency (%)	48.28	55.58
		Stride count	35.98	33.54

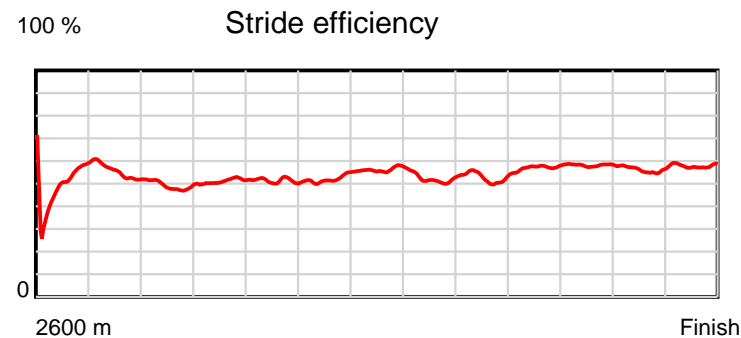
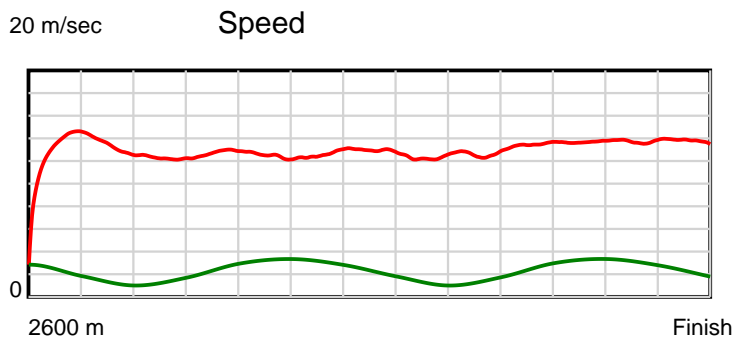
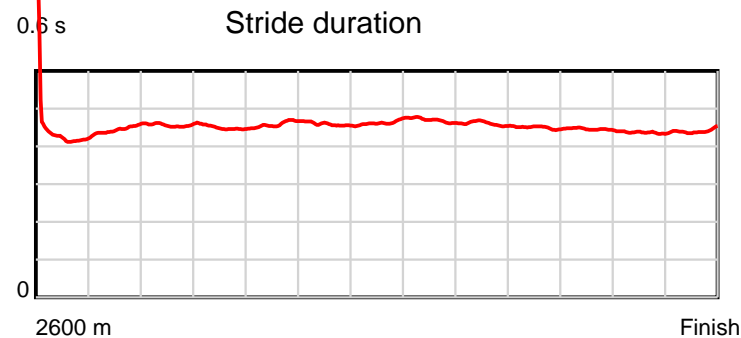
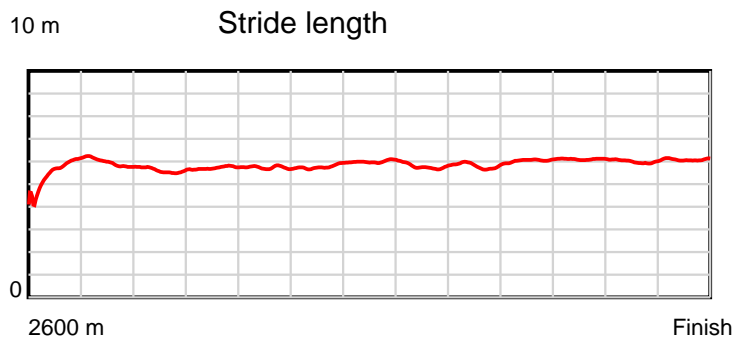
Disclaimer.

HRNZ and NZMTC and Thoroughbred Ratings Pty Ltd accepts no responsibility for the completeness or accuracy of any of the information contained herein, and makes no representations about its suitability for any particular purpose. Users should make their own judgements about those matters and/or seek independent advice. You assume all risks associated with use of the data provided on this page.

Race Results

June 09, 2023, Race 8, LIVAMOL HANDICAP TROT, Distance 2600m, Addington - Survey 3200m

Result	TAB no.	Horse (Barrier)	2200m to	2000m to	1800m to	1600m to	1400m to	1200m to	1000m to	800m to	600m to	400m to	200m to	Total or	Margin
7th	2	The Bloss (6)	2000m	1800m	1600m	1400m	1200m	1000m	800m	600m	400m	200m	WP	Average	
		Position in running (margin)	1(0.0)	1(0.0)	2(1.0)	2(2.2)	3(1.9)	4(3.9)	5(2.4)	5(4.1)	5(3.8)	5(5.1)	8(7.1)		8.70
		Sectional time (s)	16.43	15.75	16.28	15.91	15.49	16.19	16.10	14.92	14.86	14.47	14.70		
		Cumulative time (s)	171.10	154.67	138.92	122.64	106.73	91.24	75.05	58.95	44.03	29.17	14.70	3:21.61	
		Speed (m/s)	12.17	12.70	12.29	12.57	12.91	12.35	12.42	13.40	13.46	13.82	13.61	12.90	
		Stride length (m)	5.55	5.72	5.64	5.77	5.98	5.80	5.72	6.03	6.00	6.03	6.01	5.82	
		Stride duration (s)	0.456	0.450	0.459	0.459	0.463	0.469	0.460	0.449	0.446	0.437	0.442	0.451	
		Stride efficiency (%)	48.17	51.06	49.67	52.01	55.79	52.48	51.12	56.73	56.26	56.89	56.45	52.97	
		Stride count	36.02	34.99	35.47	34.67	33.47	34.51	34.97	33.19	33.33	33.15	33.28	446.57	



Note: Horizontal distance axis grid lines are 200m furlongs.

Disclaimer.

HRNZ and NZMTC and Thoroughbred Ratings Pty Ltd accepts no responsibility for the completeness or accuracy of any of the information contained herein, and makes no representations about its suitability for any particular purpose. Users should make their own judgements about those matters and/or seek independent advice. You assume all risks associated with use of the data provided on this page.



Race Results



June 09, 2023, Race 8, LIVAMOL HANDICAP TROT, Distance 2600m, Addington - Survey 3200m

Result	TAB no.	Horse (Barrier)	2600 to	2400m to
8th	7	The Fox (0)	2400m	2200m
		Position in running (margin)	-	3(2.0)
		Sectional time (s)	15.58	15.91
		Cumulative time (s)	204.24	188.66
		Speed (m/s)	12.83	12.57
		Stride length (m)	5.90	6.14
		Stride duration (s)	0.445	0.488
		Stride efficiency (%)	54.42	58.85
		Stride count	33.89	32.59

Disclaimer.

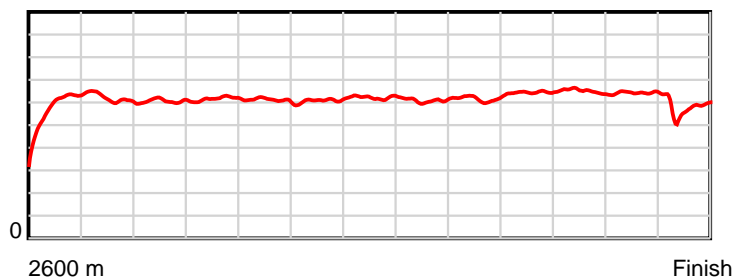
HRNZ and NZMTC and Thoroughbred Ratings Pty Ltd accepts no responsibility for the completeness or accuracy of any of the information contained herein, and makes no representations about its suitability for any particular purpose. Users should make their own judgements about those matters and/or seek independent advice. You assume all risks associated with use of the data provided on this page.

Race Results

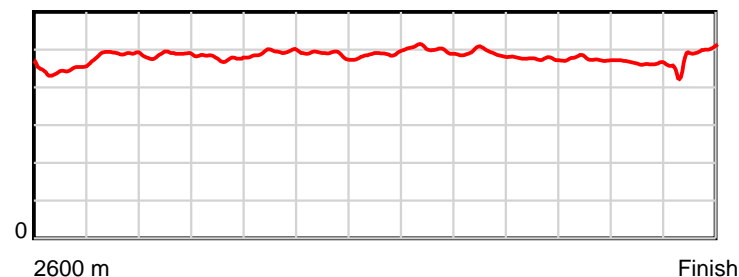
June 09, 2023, Race 8, LIVAMOL HANDICAP TROT, Distance 2600m, Addington - Survey 3200m

Result	TAB no.	Horse (Barrier)	2200m to	2000m to	1800m to	1600m to	1400m to	1200m to	1000m to	800m to	600m to	400m to	200m to	Total or	Margin
8th	7	The Fox (0)	2000m	1800m	1600m	1400m	1200m	1000m	800m	600m	400m	200m	WP	Average	
		Position in running (margin)	3(7.9)	3(5.6)	4(5.1)	7(7.4)	8(6.8)	9(8.8)	9(8.0)	8(7.3)	8(6.4)	9(9.5)	9(12.8)		23.30
		Sectional time (s)	16.04	15.49	16.45	15.87	15.50	16.30	15.71	14.82	15.16	14.68	16.73		
		Cumulative time (s)	172.75	156.71	141.22	124.77	108.90	93.40	77.10	61.39	46.57	31.41	16.73	3:24.24	
		Speed (m/s)	12.47	12.91	12.16	12.60	12.90	12.27	12.73	13.50	13.19	13.62	11.95	12.73	
		Stride length (m)	6.07	6.17	5.99	6.15	6.30	6.15	6.26	6.43	6.26	6.32	5.75	6.14	
		Stride duration (s)	0.487	0.478	0.493	0.488	0.488	0.501	0.491	0.476	0.475	0.464	0.481	0.482	
		Stride efficiency (%)	57.50	59.57	56.08	59.07	61.93	59.03	61.18	64.52	61.30	62.43	51.66	58.90	
		Stride count	32.97	32.39	33.38	32.53	31.77	32.54	31.96	31.12	31.93	31.64	34.78	423.49	

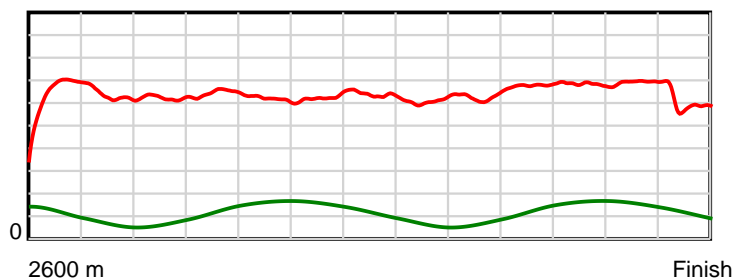
10 m Stride length



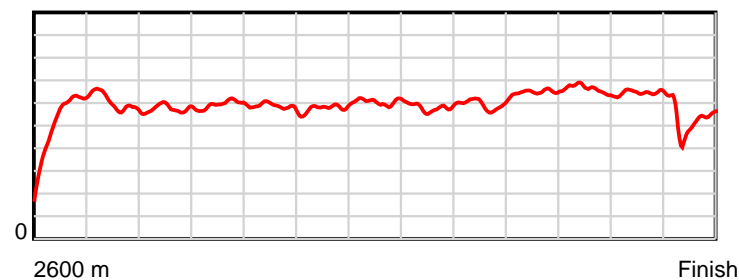
0.6 s Stride duration



20 m/sec Speed



100 % Stride efficiency



Note: Horizontal distance axis grid lines are 200m furlongs.

Disclaimer.

HRNZ and NZMTC and Thoroughbred Ratings Pty Ltd accepts no responsibility for the completeness or accuracy of any of the information contained herein, and makes no representations about its suitability for any particular purpose. Users should make their own judgements about those matters and/or seek independent advice. You assume all risks associated with use of the data provided on this page.



Race Results



June 09, 2023, Race 8, LIVAMOL HANDICAP TROT, Distance 2600m, Addington - Survey 3200m

Result	TAB no.	Horse (Barrier)	2600 to	2400m to
9th	4	Majestic Jag (8)	2400m	2200m
		Position in running (margin)	-	4(7.0)
		Sectional time (s)	15.33	15.33
		Cumulative time (s)	207.60	192.27
		Speed (m/s)	13.04	13.05
		Stride length (m)	5.15	5.60
		Stride duration (s)	0.416	0.429
		Stride efficiency (%)	41.52	48.96
		Stride count	38.80	35.73

Disclaimer.

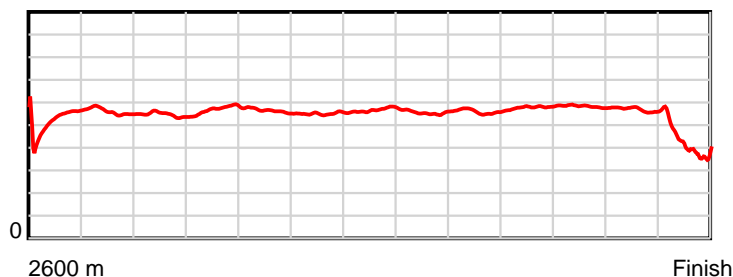
HRNZ and NZMTC and Thoroughbred Ratings Pty Ltd accepts no responsibility for the completeness or accuracy of any of the information contained herein, and makes no representations about its suitability for any particular purpose. Users should make their own judgements about those matters and/or seek independent advice. You assume all risks associated with use of the data provided on this page.

Race Results

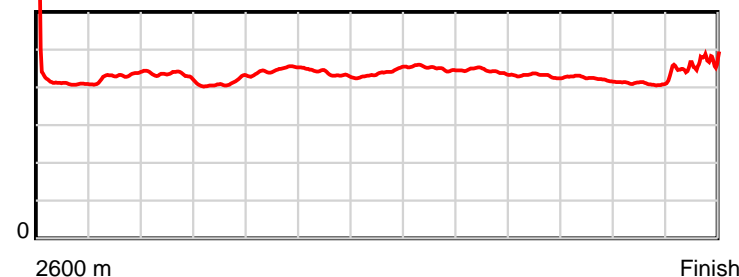
June 09, 2023, Race 8, LIVAMOL HANDICAP TROT, Distance 2600m, Addington - Survey 3200m

Result	TAB no.	Horse (Barrier)	2200m to	2000m to	1800m to	1600m to	1400m to	1200m to	1000m to	800m to	600m to	400m to	200m to	Total or	Margin
9th	4	Majestic Jag (8)	2000m	1800m	1600m	1400m	1200m	1000m	800m	600m	400m	200m	WP	Average	
		Position in running (margin)	4(9.5)	4(6.9)	1(0.0)	1(0.0)	2(0.1)	3(2.1)	3(0.8)	2(2.1)	3(2.0)	3(3.1)	6(5.7)		42.00
		Sectional time (s)	15.99	14.44	16.07	15.98	15.50	16.22	16.04	14.95	14.82	14.57	22.36		
		Cumulative time (s)	176.94	160.95	146.51	130.44	114.46	98.96	82.74	66.70	51.75	36.93	22.36	3:27.60	
		Speed (m/s)	12.51	13.85	12.45	12.52	12.90	12.33	12.47	13.38	13.50	13.73	8.94	12.52	
		Stride length (m)	5.43	5.71	5.55	5.48	5.66	5.56	5.53	5.76	5.71	5.64	4.09	5.41	
		Stride duration (s)	0.434	0.412	0.446	0.438	0.439	0.451	0.443	0.430	0.423	0.411	0.457	0.432	
		Stride efficiency (%)	46.04	50.86	48.10	46.85	50.13	48.32	47.77	51.84	50.96	49.70	26.10	45.74	
		Stride count	36.84	35.06	36.05	36.53	35.31	35.96	36.17	34.72	35.02	35.46	48.93	480.58	

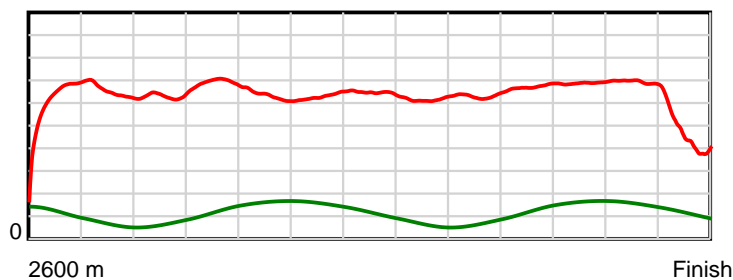
10 m Stride length



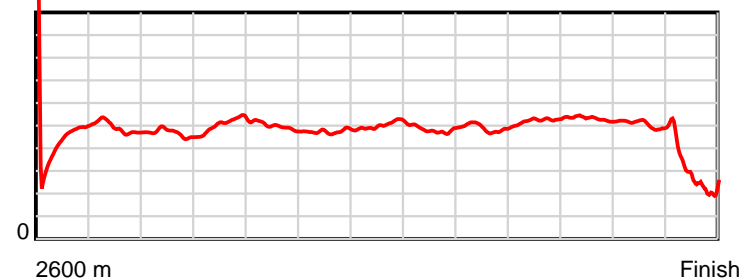
0.6 s Stride duration



20 m/sec Speed



100 % Stride efficiency



Note: Horizontal distance axis grid lines are 200m furlongs.

Disclaimer.

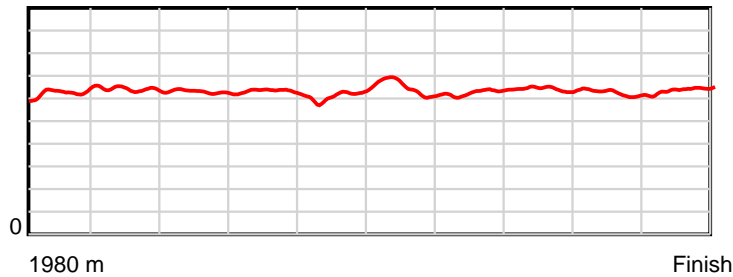
HRNZ and NZMTC and Thoroughbred Ratings Pty Ltd accepts no responsibility for the completeness or accuracy of any of the information contained herein, and makes no representations about its suitability for any particular purpose. Users should make their own judgements about those matters and/or seek independent advice. You assume all risks associated with use of the data provided on this page.

Race Results

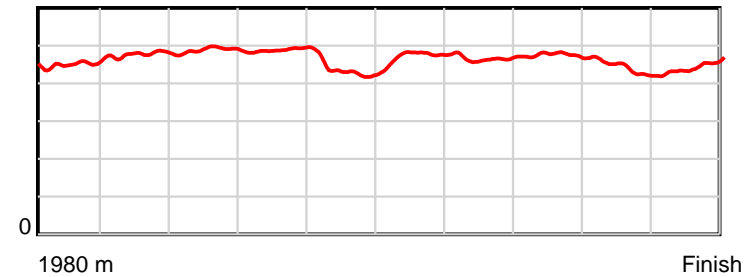
June 09, 2023, Race 9, PEBBLE BEACH PASSING LANE MOBILE PACE, Distance 1980m, Addington - Survey 1980m

Result	TAB no.	Horse (Barrier)	1980 to	1800m to	1600m to	1400m to	1200m to	1000m to	800m to	600m to	400m to	200m to	Total or	Margin
1st	13	Sky Rocket (13)	1800m	1600m	1400m	1200m	1000m	800m	600m	400m	200m	WP	Average	
		Position in running (margin)	-	9(6.6)	8(10.1)	8(8.6)	8(7.6)	1(0.0)	1(0.0)	1(0.0)	1(0.0)	1(0.0)		0.00
		Sectional time (s)	13.28	15.25	15.61	15.43	14.39	15.05	14.74	15.06	13.99	14.04		
		Cumulative time (s)	146.84	133.56	118.31	102.70	87.27	72.88	57.83	43.09	28.03	14.04	2:26.84	
		Speed (m/s)	13.55	13.11	12.81	12.96	13.90	13.29	13.57	13.28	14.30	14.25	13.48	
		Stride length (m)	6.30	6.26	6.26	6.33	6.04	6.32	6.31	6.31	6.27	6.35	6.27	
		Stride duration (s)	0.450	0.477	0.489	0.488	0.434	0.475	0.465	0.475	0.438	0.446	0.465	
		Stride efficiency (%)	62.07	61.24	61.31	62.65	56.94	62.38	62.27	62.13	61.40	63.02	61.50	
		Stride count	28.56	31.95	31.93	31.59	33.13	31.66	31.68	31.72	31.91	31.49	315.62	

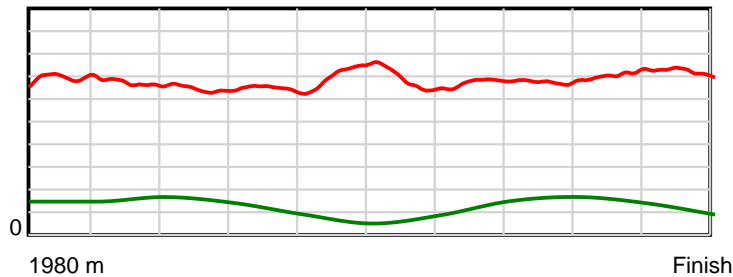
10 m Stride length



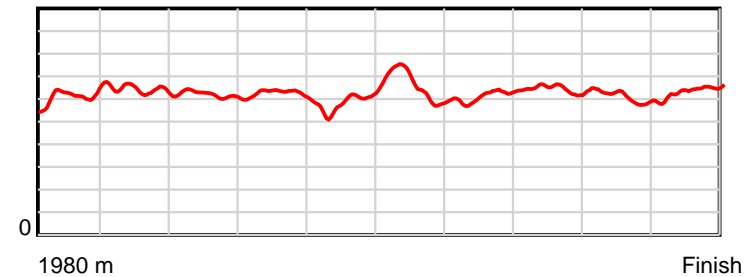
0.6 s Stride duration



20 m/sec Speed



100 % Stride efficiency



Note: Horizontal distance axis grid lines are 200m furlongs.

Disclaimer.

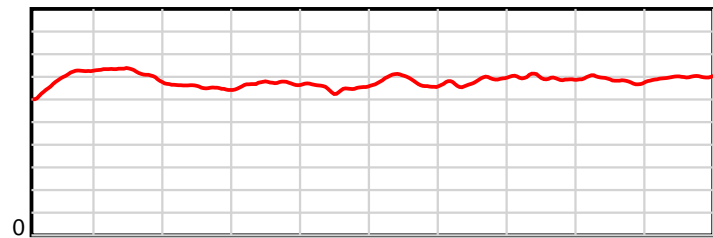
HRNZ and NZMTC and Thoroughbred Ratings Pty Ltd accepts no responsibility for the completeness or accuracy of any of the information contained herein, and makes no representations about its suitability for any particular purpose. Users should make their own judgements about those matters and/or seek independent advice. You assume all risks associated with use of the data provided on this page.

Race Results

June 09, 2023, Race 9, PEBBLE BEACH PASSING LANE MOBILE PACE, Distance 1980m, Addington - Survey 1980m

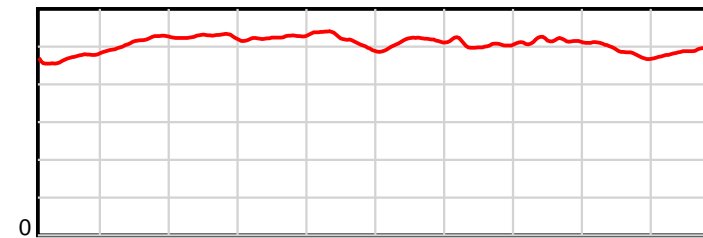
Result	TAB no.	Horse (Barrier)	1980 to	1800m to	1600m to	1400m to	1200m to	1000m to	800m to	600m to	400m to	200m to	Total or	Margin
2nd	5	King Arthur (5)	1800m	1600m	1400m	1200m	1000m	800m	600m	400m	200m	WP	Average	
		Position in running (margin)	-	1(0.0)	1(0.0)	1(0.0)	1(0.0)	2(0.7)	2(1.7)	2(1.4)	2(1.4)	2(2.5)		2.20
		Sectional time (s)	12.51	14.66	15.86	15.60	15.77	15.21	14.68	15.07	14.17	13.70		
		Cumulative time (s)	147.23	134.72	120.06	104.20	88.60	72.83	57.62	42.94	27.87	13.70	2:27.23	
		Speed (m/s)	14.38	13.64	12.61	12.82	12.68	13.15	13.62	13.27	14.11	14.60	13.45	
		Stride length (m)	7.00	7.02	6.64	6.74	6.54	6.76	6.89	6.84	6.87	7.14	6.84	
		Stride duration (s)	0.471	0.515	0.527	0.525	0.516	0.514	0.506	0.515	0.487	0.489	0.509	
		Stride efficiency (%)	76.59	77.09	68.92	70.89	66.91	71.38	74.28	73.02	73.84	79.73	73.09	
		Stride count	25.71	28.48	30.11	29.70	30.56	29.59	29.01	29.26	29.10	28.00	289.52	

10 m Stride length



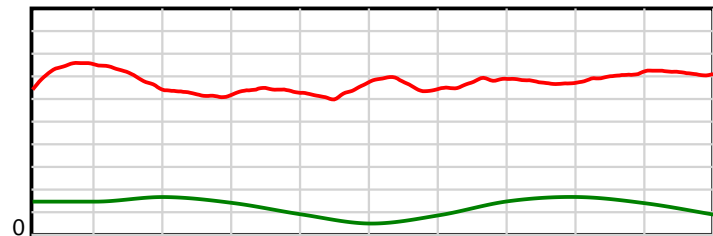
1980 m Finish

0.6 s Stride duration



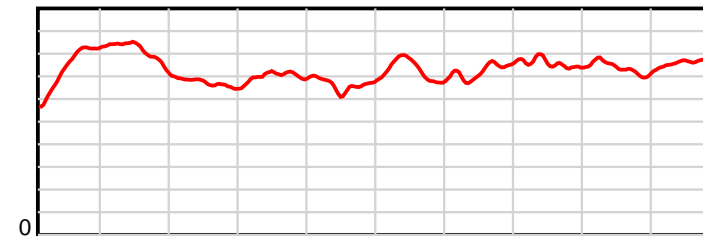
1980 m Finish

20 m/sec Speed



1980 m Finish

100 % Stride efficiency



1980 m Finish

Note: Horizontal distance axis grid lines are 200m furlongs.

Disclaimer.

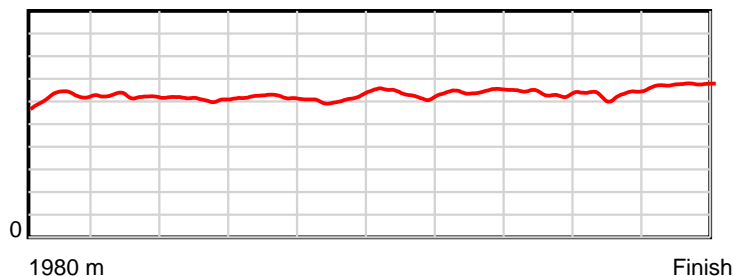
HRNZ and NZMTC and Thoroughbred Ratings Pty Ltd accepts no responsibility for the completeness or accuracy of any of the information contained herein, and makes no representations about its suitability for any particular purpose. Users should make their own judgements about those matters and/or seek independent advice. You assume all risks associated with use of the data provided on this page.

Race Results

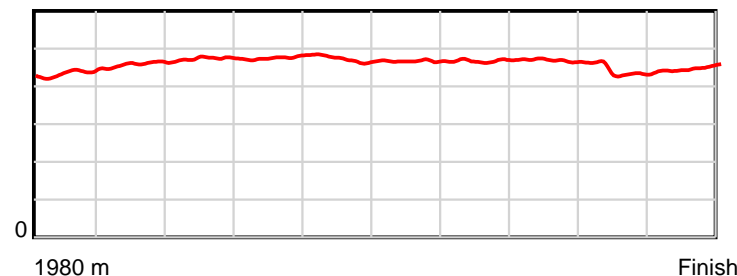
June 09, 2023, Race 9, PEBBLE BEACH PASSING LANE MOBILE PACE, Distance 1980m, Addington - Survey 1980m

Result	TAB no.	Horse (Barrier)	1980 to	1800m to	1600m to	1400m to	1200m to	1000m to	800m to	600m to	400m to	200m to	Total or	Margin
3rd	12	Sophia Bromac (12)	1800m	1600m	1400m	1200m	1000m	800m	600m	400m	200m	WP	Average	
		Position in running (margin)	-	7(4.7)	6(7.8)	6(6.5)	6(5.7)	7(5.7)	7(6.0)	6(5.2)	7(6.1)	4(6.9)		3.60
		Sectional time (s)	13.32	15.18	15.65	15.46	15.64	15.11	14.60	15.20	14.13	13.19		
		Cumulative time (s)	147.48	134.16	118.98	103.33	87.87	72.23	57.12	42.52	27.32	13.19	2:27.48	
		Speed (m/s)	13.51	13.18	12.78	12.94	12.79	13.24	13.70	13.16	14.15	15.16	13.43	
		Stride length (m)	6.23	6.03	6.06	6.15	6.04	6.18	6.40	6.16	6.23	6.80	6.22	
		Stride duration (s)	0.435	0.458	0.474	0.476	0.473	0.467	0.468	0.468	0.440	0.449	0.463	
		Stride efficiency (%)	60.59	56.87	57.30	59.14	57.06	59.64	64.09	59.35	60.66	72.36	60.49	
		Stride count	28.91	33.15	33.03	32.51	33.10	32.37	31.23	32.45	32.10	29.39	318.24	

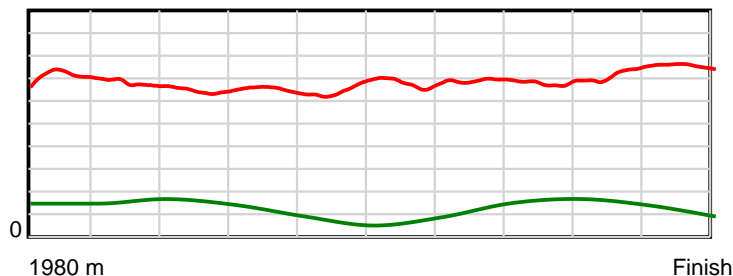
10 m Stride length



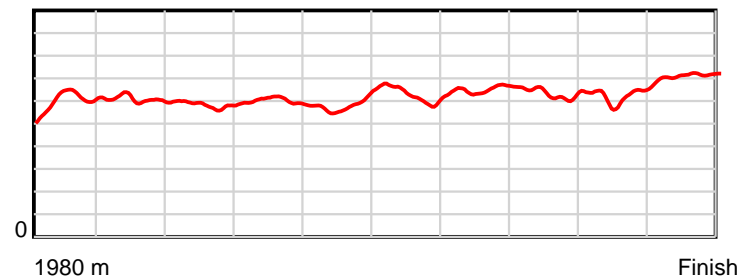
0.6 s Stride duration



20 m/sec Speed



100 % Stride efficiency



Note: Horizontal distance axis grid lines are 200m furlongs.

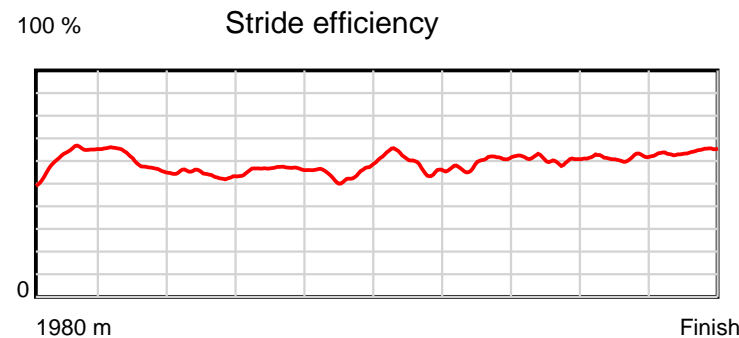
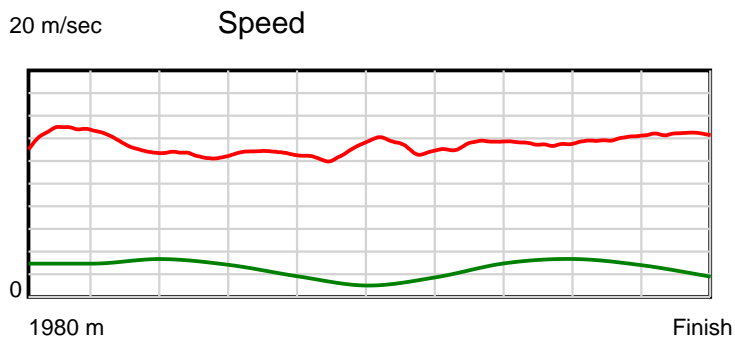
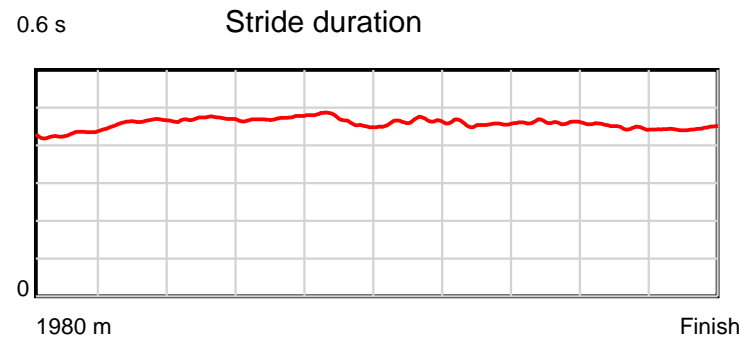
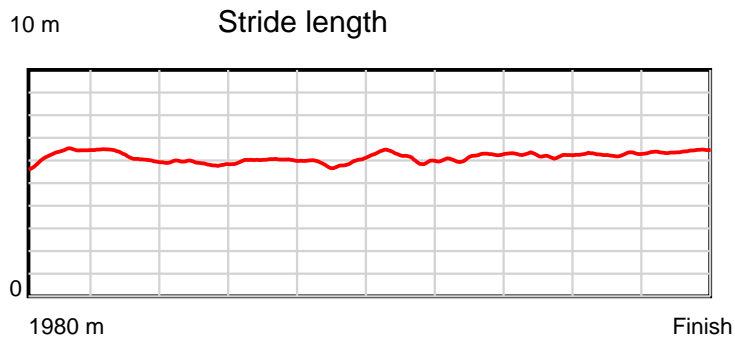
Disclaimer.

HRNZ and NZMTC and Thoroughbred Ratings Pty Ltd accepts no responsibility for the completeness or accuracy of any of the information contained herein, and makes no representations about its suitability for any particular purpose. Users should make their own judgements about those matters and/or seek independent advice. You assume all risks associated with use of the data provided on this page.

Race Results

June 09, 2023, Race 9, PEBBLE BEACH PASSING LANE MOBILE PACE, Distance 1980m, Addington - Survey 1980m

Result	TAB no.	Horse (Barrier)	1980 to	1800m to	1600m to	1400m to	1200m to	1000m to	800m to	600m to	400m to	200m to	Total or	Margin
4th	2	Flo Motion (2)	1800m	1600m	1400m	1200m	1000m	800m	600m	400m	200m	WP	Average	
		Position in running (margin)	-	2(0.4)	2(2.5)	3(2.7)	3(2.4)	4(2.8)	4(3.8)	5(4.0)	4(2.7)	3(4.7)		5.10
		Sectional time (s)	12.53	15.02	15.89	15.54	15.72	15.21	14.77	14.85	14.31	13.92		
		Cumulative time (s)	147.76	135.23	120.21	104.32	88.78	73.06	57.85	43.08	28.23	13.92	2:27.76	
		Speed (m/s)	14.36	13.32	12.59	12.87	12.72	13.15	13.54	13.47	13.98	14.37	13.40	
		Stride length (m)	6.33	6.16	5.92	6.07	5.94	6.09	6.19	6.21	6.27	6.40	6.15	
		Stride duration (s)	0.430	0.462	0.470	0.472	0.467	0.463	0.457	0.461	0.449	0.445	0.459	
		Stride efficiency (%)	62.52	59.21	54.70	57.66	55.05	57.98	59.80	60.17	61.48	64.00	59.12	
		Stride count	28.46	32.49	33.80	32.92	33.70	32.84	32.33	32.23	31.89	31.25	321.91	



Note: Horizontal distance axis grid lines are 200m furlongs.

Disclaimer.

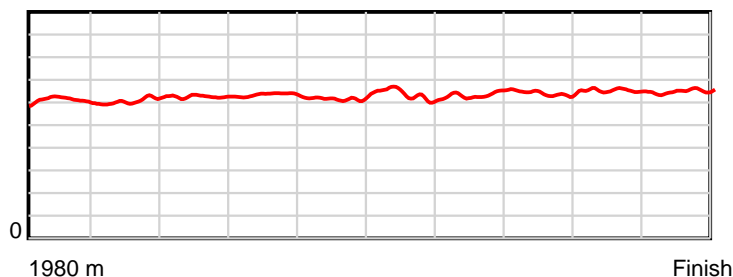
HRNZ and NZMTC and Thoroughbred Ratings Pty Ltd accepts no responsibility for the completeness or accuracy of any of the information contained herein, and makes no representations about its suitability for any particular purpose. Users should make their own judgements about those matters and/or seek independent advice. You assume all risks associated with use of the data provided on this page.

Race Results

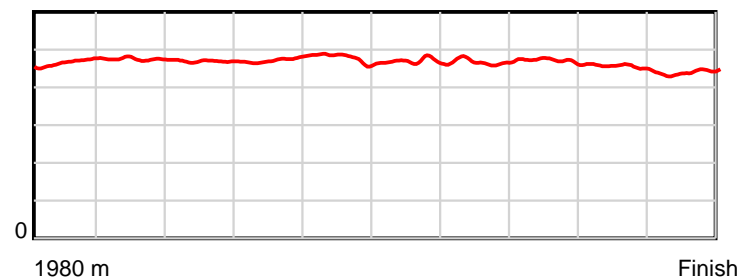
June 09, 2023, Race 9, PEBBLE BEACH PASSING LANE MOBILE PACE, Distance 1980m, Addington - Survey 1980m

Result	TAB no.	Horse (Barrier)	1980 to	1800m to	1600m to	1400m to	1200m to	1000m to	800m to	600m to	400m to	200m to	Total or	Margin
5th	9	Glover (9)	1800m	1600m	1400m	1200m	1000m	800m	600m	400m	200m	WP	Average	
		Position in running (margin)	-	13(9.7)	13(18.7)	11(14.5)	10(10.3)	11(10.5)	10(9.6)	11(9.8)	10(8.9)	10(9.7)		7.50
		Sectional time (s)	14.07	16.15	15.16	14.91	15.67	14.90	14.77	14.91	14.12	13.53		
		Cumulative time (s)	148.19	134.12	117.97	102.81	87.90	72.23	57.33	42.56	27.65	13.53	2:28.19	
		Speed (m/s)	12.79	12.38	13.19	13.41	12.76	13.42	13.54	13.41	14.16	14.78	13.36	
		Stride length (m)	6.11	5.88	6.19	6.34	6.09	6.30	6.34	6.31	6.43	6.51	6.25	
		Stride duration (s)	0.467	0.475	0.469	0.473	0.477	0.469	0.468	0.470	0.454	0.440	0.467	
		Stride efficiency (%)	58.33	54.02	59.83	62.90	57.95	61.95	62.82	62.12	64.68	66.24	60.96	
		Stride count	29.46	34.02	32.32	31.52	32.84	31.77	31.54	31.72	31.09	30.72	317.00	

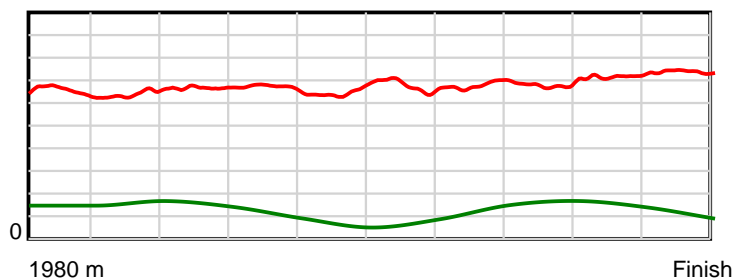
10 m Stride length



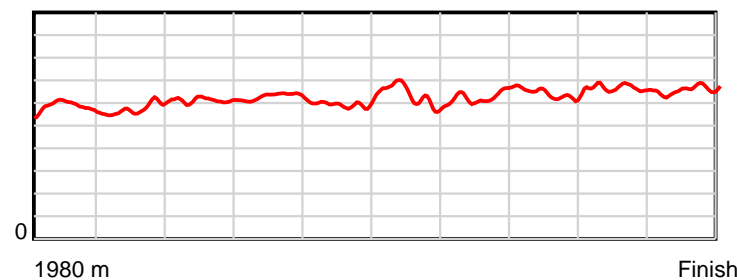
0.6 s Stride duration



20 m/sec Speed



100 % Stride efficiency



Note: Horizontal distance axis grid lines are 200m furlongs.

Disclaimer.

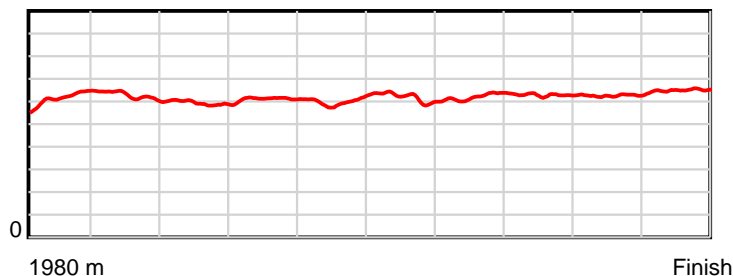
HRNZ and NZMTC and Thoroughbred Ratings Pty Ltd accepts no responsibility for the completeness or accuracy of any of the information contained herein, and makes no representations about its suitability for any particular purpose. Users should make their own judgements about those matters and/or seek independent advice. You assume all risks associated with use of the data provided on this page.

Race Results

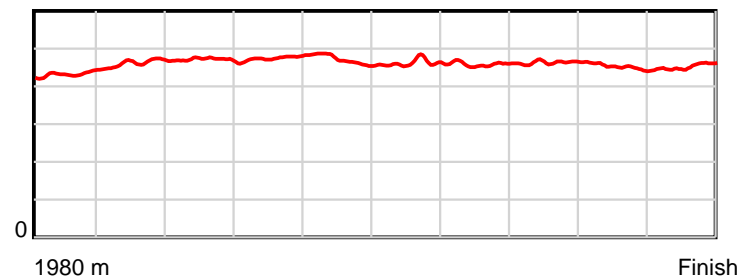
June 09, 2023, Race 9, PEBBLE BEACH PASSING LANE MOBILE PACE, Distance 1980m, Addington - Survey 1980m

Result	TAB no.	Horse (Barrier)	1980 to	1800m to	1600m to	1400m to	1200m to	1000m to	800m to	600m to	400m to	200m to	Total or	Margin
6th	1	Fast Ace (1)	1800m	1600m	1400m	1200m	1000m	800m	600m	400m	200m	WP	Average	
		Position in running (margin)	-	4(2.8)	4(4.1)	5(4.2)	5(4.4)	6(5.6)	6(5.6)	7(5.8)	6(4.6)	5(7.2)		7.50
		Sectional time (s)	12.89	14.88	15.88	15.63	15.85	15.05	14.77	14.86	14.41	13.97		
		Cumulative time (s)	148.19	135.30	120.42	104.54	88.91	73.06	58.01	43.24	28.38	13.97	2:28.19	
		Speed (m/s)	13.96	13.44	12.59	12.80	12.62	13.29	13.54	13.46	13.88	14.32	13.36	
		Stride length (m)	6.18	6.21	5.93	6.07	5.94	6.14	6.21	6.23	6.27	6.48	6.16	
		Stride duration (s)	0.433	0.462	0.471	0.475	0.470	0.462	0.459	0.463	0.452	0.453	0.461	
		Stride efficiency (%)	59.60	60.29	54.97	57.64	55.05	58.94	60.22	60.68	61.38	65.65	59.32	
		Stride count	29.15	32.20	33.72	32.93	33.70	32.57	32.22	32.09	31.91	30.86	321.35	

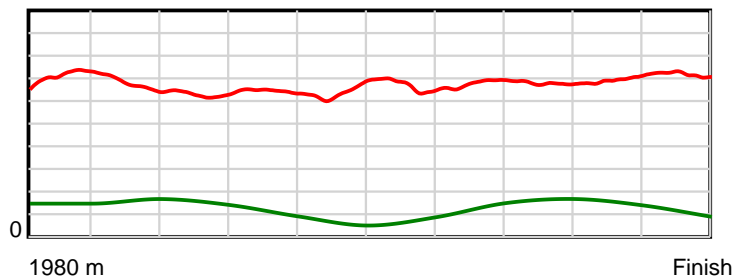
10 m Stride length



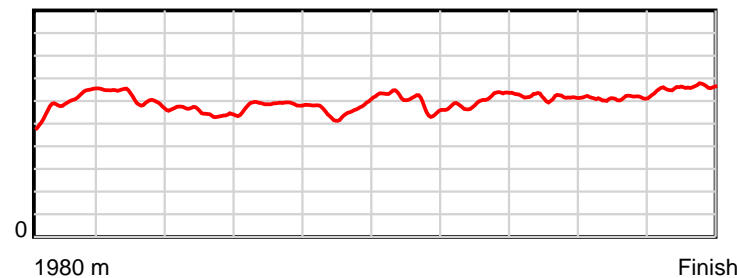
0.6 s Stride duration



20 m/sec Speed



100 % Stride efficiency



Note: Horizontal distance axis grid lines are 200m furlongs.

Disclaimer.

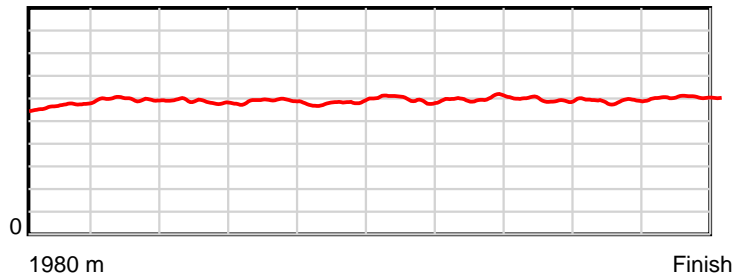
HRNZ and NZMTC and Thoroughbred Ratings Pty Ltd accepts no responsibility for the completeness or accuracy of any of the information contained herein, and makes no representations about its suitability for any particular purpose. Users should make their own judgements about those matters and/or seek independent advice. You assume all risks associated with use of the data provided on this page.

Race Results

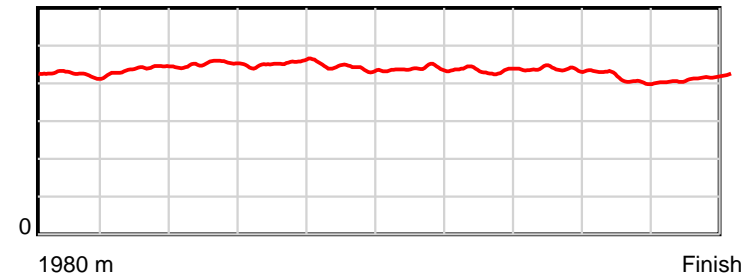
June 09, 2023, Race 9, PEBBLE BEACH PASSING LANE MOBILE PACE, Distance 1980m, Addington - Survey 1980m

Result	TAB no.	Horse (Barrier)	1980 to	1800m to	1600m to	1400m to	1200m to	1000m to	800m to	600m to	400m to	200m to	Total or	Margin
7th	7	U R The One (7)	1800m	1600m	1400m	1200m	1000m	800m	600m	400m	200m	WP	Average	
		Position in running (margin)	-	11(8.3)	9(12.4)	9(10.8)	9(9.3)	9(7.2)	8(7.3)	8(6.3)	8(8.4)	9(9.3)		7.80
		Sectional time (s)	13.68	15.34	15.60	15.35	15.29	15.06	14.57	15.41	14.15	13.79		
		Cumulative time (s)	148.24	134.56	119.22	103.62	88.27	72.98	57.92	43.35	27.94	13.79	2:28.24	
		Speed (m/s)	13.15	13.04	12.82	13.03	13.08	13.28	13.73	12.98	14.13	14.50	13.36	
		Stride length (m)	5.67	5.72	5.79	5.90	5.77	5.82	5.97	5.67	5.81	6.01	5.81	
		Stride duration (s)	0.424	0.438	0.452	0.453	0.441	0.439	0.435	0.437	0.411	0.414	0.435	
		Stride efficiency (%)	50.19	51.06	52.47	54.47	52.02	52.99	55.68	50.24	52.68	56.41	52.80	
		Stride count	31.76	34.99	34.51	33.87	34.66	34.34	33.50	35.27	34.44	33.29	340.63	

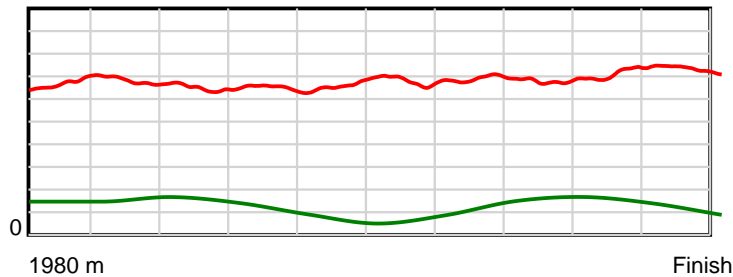
10 m Stride length



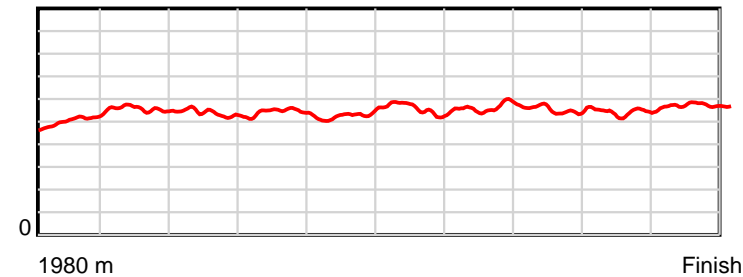
0.6 s Stride duration



20 m/sec Speed



100 % Stride efficiency



Note: Horizontal distance axis grid lines are 200m furlongs.

Disclaimer.

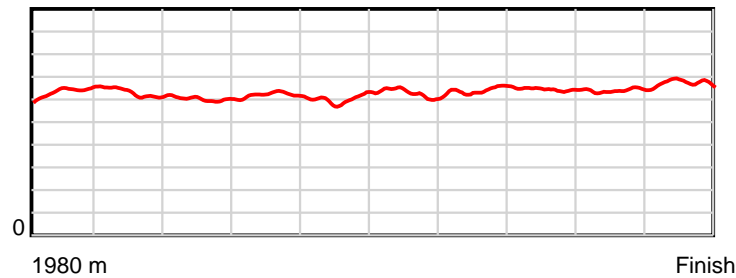
HRNZ and NZMTC and Thoroughbred Ratings Pty Ltd accepts no responsibility for the completeness or accuracy of any of the information contained herein, and makes no representations about its suitability for any particular purpose. Users should make their own judgements about those matters and/or seek independent advice. You assume all risks associated with use of the data provided on this page.

Race Results

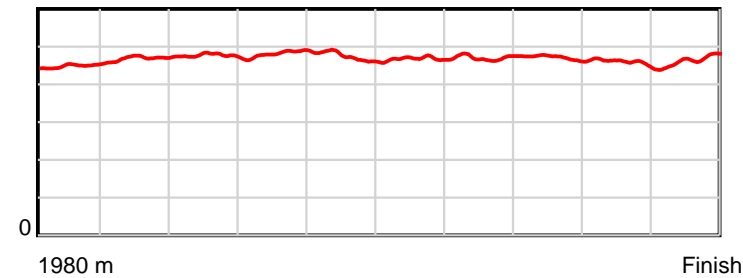
June 09, 2023, Race 9, PEBBLE BEACH PASSING LANE MOBILE PACE, Distance 1980m, Addington - Survey 1980m

Result	TAB no.	Horse (Barrier)	1980 to	1800m to	1600m to	1400m to	1200m to	1000m to	800m to	600m to	400m to	200m to	Total or	Margin
8th	10	Eastwood Dream (10)	1800m	1600m	1400m	1200m	1000m	800m	600m	400m	200m	WP	Average	
		Position in running (margin)	-	8(5.5)	7(9.8)	7(6.6)	7(6.7)	8(7.1)	9(8.7)	10(8.5)	9(8.8)	8(8.7)		8.50
		Sectional time (s)	13.29	15.36	15.33	15.62	15.71	15.32	14.70	15.10	13.98	13.96		
		Cumulative time (s)	148.37	135.08	119.72	104.39	88.77	73.06	57.74	43.04	27.94	13.96	2:28.37	
		Speed (m/s)	13.54	13.02	13.05	12.80	12.73	13.05	13.61	13.25	14.31	14.33	13.34	
		Stride length (m)	6.38	6.11	6.22	6.16	6.03	6.10	6.41	6.23	6.55	6.68	6.28	
		Stride duration (s)	0.448	0.470	0.477	0.481	0.474	0.467	0.471	0.470	0.458	0.466	0.471	
		Stride efficiency (%)	63.53	58.37	60.46	59.24	56.91	58.20	64.28	60.60	67.05	69.63	61.63	
		Stride count	28.23	32.72	32.15	32.48	33.14	32.77	31.18	32.12	30.53	29.96	315.28	

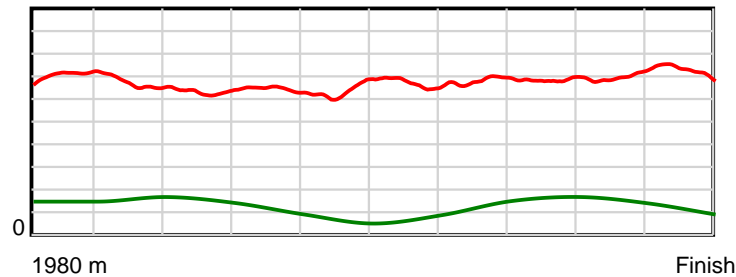
10 m Stride length



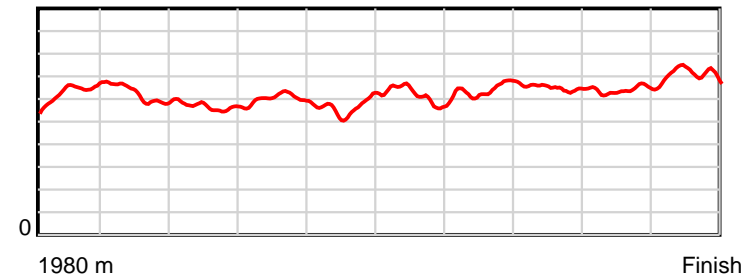
0.6 s Stride duration



20 m/sec Speed



100 % Stride efficiency



Note: Horizontal distance axis grid lines are 200m furlongs.

Disclaimer.

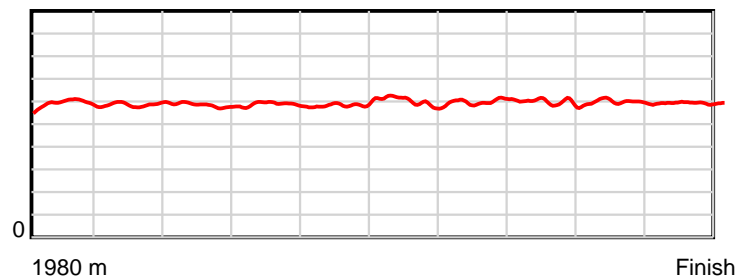
HRNZ and NZMTC and Thoroughbred Ratings Pty Ltd accepts no responsibility for the completeness or accuracy of any of the information contained herein, and makes no representations about its suitability for any particular purpose. Users should make their own judgements about those matters and/or seek independent advice. You assume all risks associated with use of the data provided on this page.

Race Results

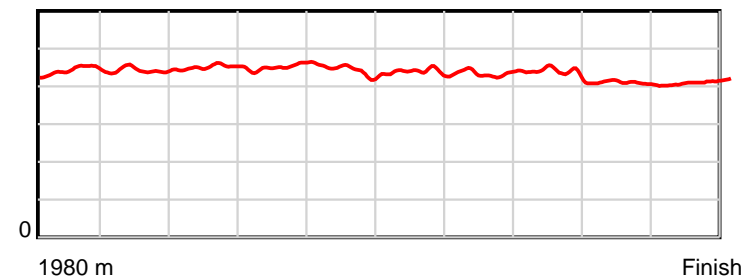
June 09, 2023, Race 9, PEBBLE BEACH PASSING LANE MOBILE PACE, Distance 1980m, Addington - Survey 1980m

Result	TAB no.	Horse (Barrier)	1980 to	1800m to	1600m to	1400m to	1200m to	1000m to	800m to	600m to	400m to	200m to	Total or	Margin
9th	6	Zia Bromac (6)	1800m	1600m	1400m	1200m	1000m	800m	600m	400m	200m	WP	Average	
		Position in running (margin)	-	10(7.6)	11(13.8)	10(12.8)	11(11.6)	10(10.2)	11(9.8)	9(8.3)	11(9.6)	11(11.0)		9.80
		Sectional time (s)	13.50	15.70	15.70	15.40	15.40	14.98	14.50	15.27	14.22	13.93		
		Cumulative time (s)	148.60	135.10	119.40	103.70	88.30	72.90	57.92	43.42	28.15	13.93	2:28.60	
		Speed (m/s)	13.33	12.74	12.74	12.99	12.99	13.35	13.79	13.10	14.06	14.36	13.32	
		Stride length (m)	5.94	5.64	5.75	5.87	5.75	5.85	6.01	5.69	5.75	5.91	5.81	
		Stride duration (s)	0.443	0.443	0.451	0.452	0.443	0.438	0.435	0.434	0.409	0.412	0.436	
		Stride efficiency (%)	55.20	49.66	51.60	53.78	51.62	53.51	56.39	50.53	51.71	54.59	52.78	
		Stride count	30.28	35.48	34.80	34.09	34.80	34.18	33.29	35.17	34.77	33.84	340.70	

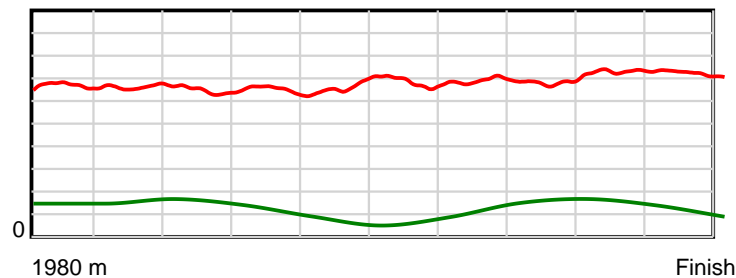
10 m Stride length



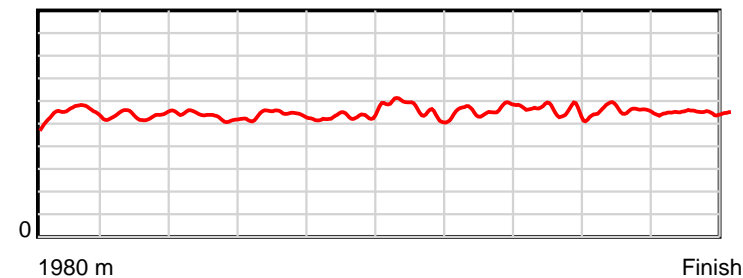
0.6 s Stride duration



20 m/sec Speed



100 % Stride efficiency



Note: Horizontal distance axis grid lines are 200m furlongs.

Disclaimer.

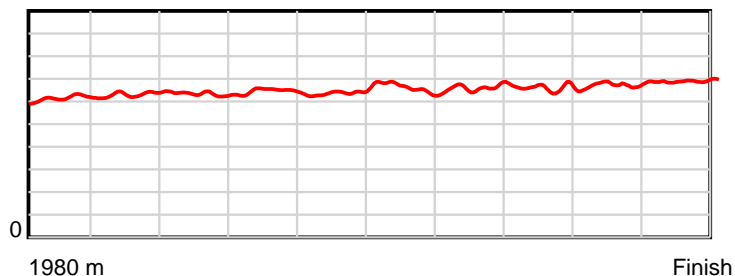
HRNZ and NZMTC and Thoroughbred Ratings Pty Ltd accepts no responsibility for the completeness or accuracy of any of the information contained herein, and makes no representations about its suitability for any particular purpose. Users should make their own judgements about those matters and/or seek independent advice. You assume all risks associated with use of the data provided on this page.

Race Results

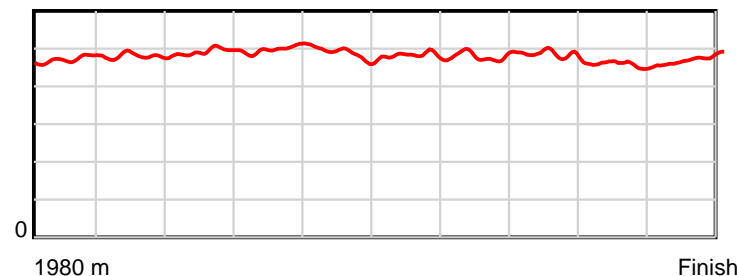
June 09, 2023, Race 9, PEBBLE BEACH PASSING LANE MOBILE PACE, Distance 1980m, Addington - Survey 1980m

Result	TAB no.	Horse (Barrier)	1980 to	1800m to	1600m to	1400m to	1200m to	1000m to	800m to	600m to	400m to	200m to	Total or	Margin
10th	8	Stellar Arden (8)	1800m	1600m	1400m	1200m	1000m	800m	600m	400m	200m	WP	Average	
		Position in running (margin)	-	12(9.5)	12(15.4)	12(14.6)	13(13.4)	12(12.1)	13(11.5)	12(10.2)	12(10.6)	12(11.0)		9.90
		Sectional time (s)	14.12	15.64	15.72	15.41	15.43	14.95	14.51	15.13	14.07	13.64		
		Cumulative time (s)	148.62	134.50	118.86	103.14	87.73	72.30	57.35	42.84	27.71	13.64	2:28.62	
		Speed (m/s)	12.75	12.79	12.72	12.98	12.96	13.38	13.78	13.22	14.21	14.66	13.32	
		Stride length (m)	6.20	6.13	6.27	6.49	6.30	6.44	6.64	6.37	6.50	6.96	6.42	
		Stride duration (s)	0.473	0.480	0.493	0.500	0.486	0.482	0.482	0.482	0.457	0.474	0.482	
		Stride efficiency (%)	60.00	58.79	61.41	65.74	62.00	64.90	68.94	63.46	66.06	75.67	64.50	
		Stride count	29.05	32.61	31.90	30.84	31.75	31.03	30.11	31.39	30.76	28.74	308.18	

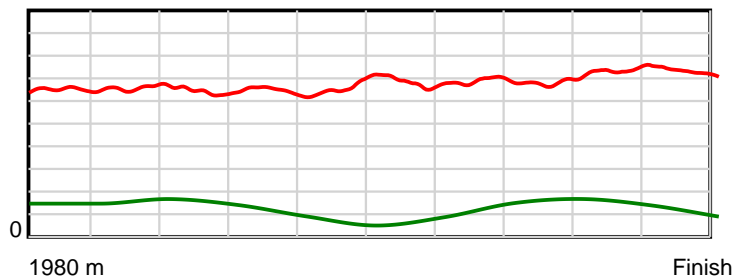
10 m Stride length



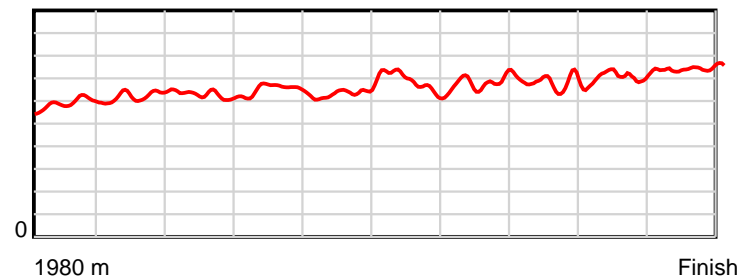
0.6 s Stride duration



20 m/sec Speed



100 % Stride efficiency



Note: Horizontal distance axis grid lines are 200m furlongs.

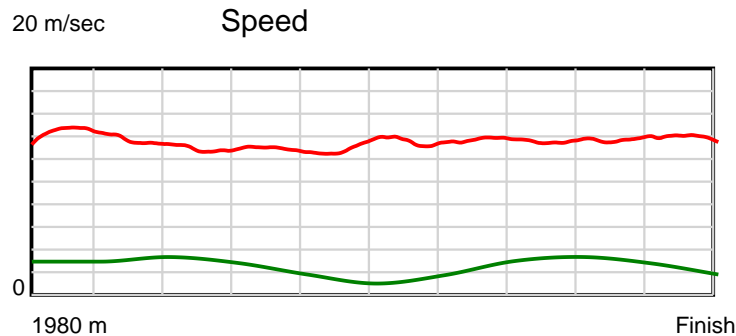
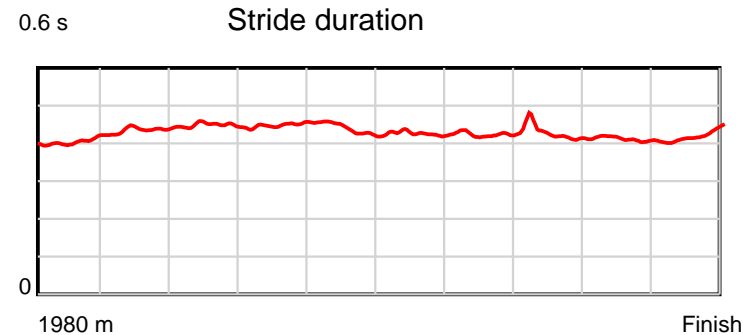
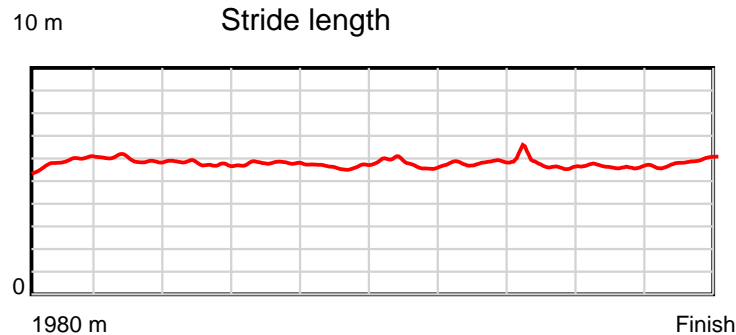
Disclaimer.

HRNZ and NZMTC and Thoroughbred Ratings Pty Ltd accepts no responsibility for the completeness or accuracy of any of the information contained herein, and makes no representations about its suitability for any particular purpose. Users should make their own judgements about those matters and/or seek independent advice. You assume all risks associated with use of the data provided on this page.

Race Results

June 09, 2023, Race 9, PEBBLE BEACH PASSING LANE MOBILE PACE, Distance 1980m, Addington - Survey 1980m

Result	TAB no.	Horse (Barrier)	1980 to	1800m to	1600m to	1400m to	1200m to	1000m to	800m to	600m to	400m to	200m to	Total or	Margin
11th	11	Full Of Desire (11)	1800m	1600m	1400m	1200m	1000m	800m	600m	400m	200m	WP	Average	
		Position in running (margin)	-	5(3.3)	5(4.2)	4(4.0)	4(3.3)	5(4.9)	5(4.4)	4(3.6)	5(3.3)	7(8.6)		11.30
		Sectional time (s)	13.07	14.81	15.82	15.49	15.90	14.97	14.60	15.01	14.89	14.31		
		Cumulative time (s)	148.87	135.80	120.99	105.17	89.68	73.78	58.81	44.21	29.20	14.31	2:28.87	
		Speed (m/s)	13.77	13.50	12.64	12.91	12.58	13.36	13.70	13.32	13.43	13.98	13.30	
		Stride length (m)	5.87	5.88	5.67	5.79	5.52	5.69	5.81	5.65	5.53	5.91	5.73	
		Stride duration (s)	0.404	0.435	0.448	0.448	0.439	0.426	0.424	0.424	0.411	0.423	0.431	
		Stride efficiency (%)	53.89	54.01	50.20	52.30	47.57	50.62	52.75	49.85	47.74	54.52	51.24	
		Stride count	30.65	34.02	35.29	34.57	36.25	35.14	34.42	35.41	36.18	33.86	345.79	



Note: Horizontal distance axis grid lines are 200m furlongs.

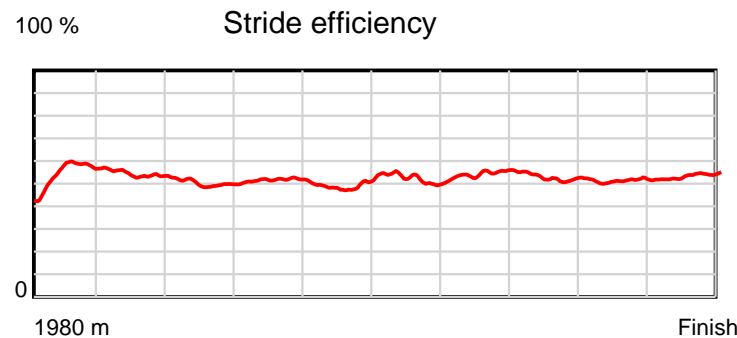
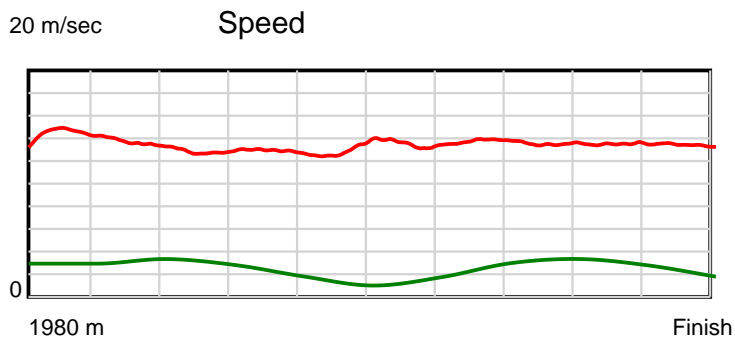
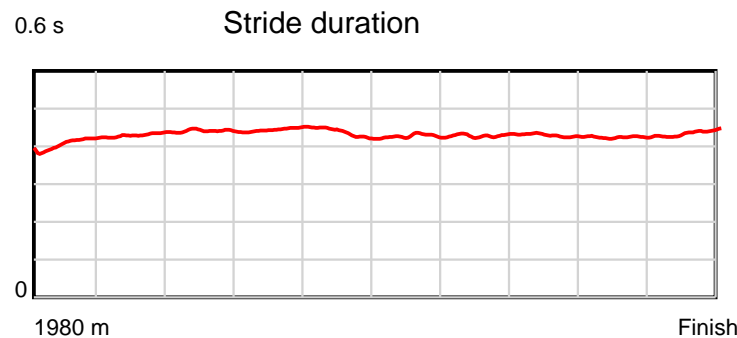
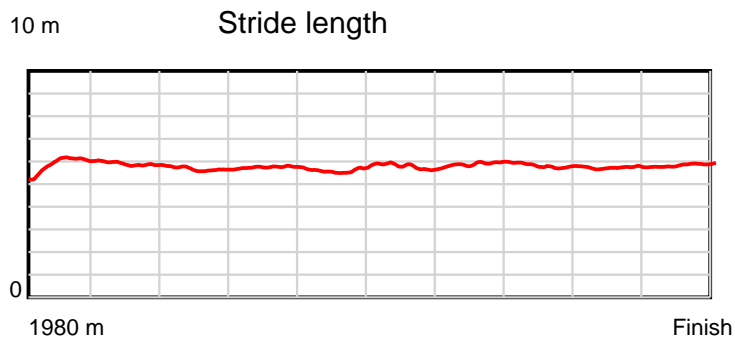
Disclaimer.

HRNZ and NZMTC and Thoroughbred Ratings Pty Ltd accepts no responsibility for the completeness or accuracy of any of the information contained herein, and makes no representations about its suitability for any particular purpose. Users should make their own judgements about those matters and/or seek independent advice. You assume all risks associated with use of the data provided on this page.

Race Results

June 09, 2023, Race 9, PEBBLE BEACH PASSING LANE MOBILE PACE, Distance 1980m, Addington - Survey 1980m

Result	TAB no.	Horse (Barrier)	1980 to	1800m to	1600m to	1400m to	1200m to	1000m to	800m to	600m to	400m to	200m to	Total or	Margin
12th	3	Airies Gold (3)	1800m	1600m	1400m	1200m	1000m	800m	600m	400m	200m	WP	Average	
		Position in running (margin)	-	3(1.0)	3(2.9)	2(2.0)	2(1.7)	3(2.1)	3(2.6)	3(1.8)	3(2.2)	6(8.2)		13.80
		Sectional time (s)	12.46	14.98	15.71	15.54	15.73	15.13	14.60	15.13	14.99	15.05		
		Cumulative time (s)	149.32	136.86	121.88	106.17	90.63	74.90	59.77	45.17	30.04	15.05	2:29.32	
		Speed (m/s)	14.44	13.35	12.73	12.87	12.71	13.22	13.70	13.22	13.34	13.29	13.26	
		Stride length (m)	5.94	5.74	5.61	5.72	5.54	5.65	5.87	5.67	5.66	5.80	5.72	
		Stride duration (s)	0.408	0.430	0.441	0.445	0.436	0.427	0.429	0.429	0.424	0.437	0.431	
		Stride efficiency (%)	55.19	51.48	49.25	51.18	48.02	49.82	53.87	50.19	50.07	52.56	51.06	
		Stride count	30.29	34.85	35.63	34.95	36.08	35.42	34.06	35.29	35.33	34.49	346.39	



Note: Horizontal distance axis grid lines are 200m furlongs.


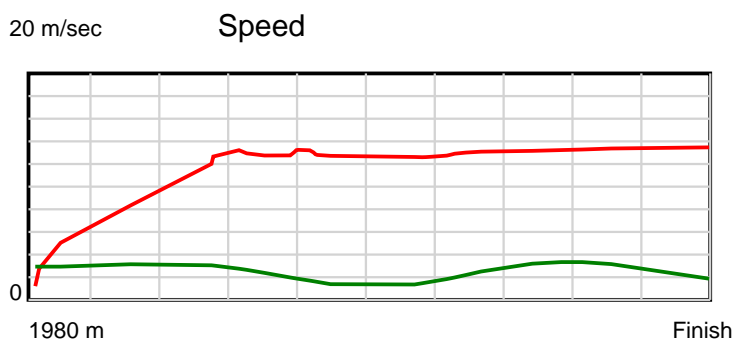
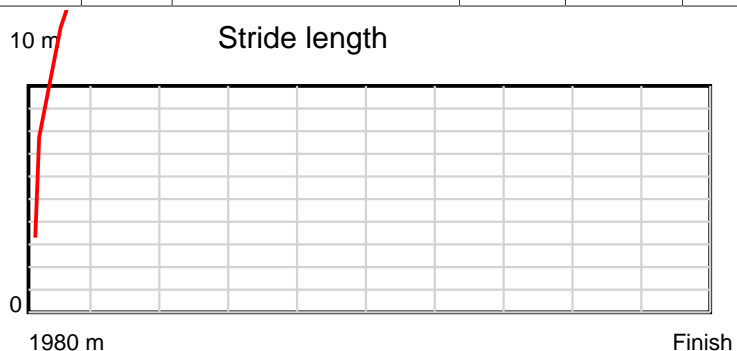
Disclaimer.

HRNZ and NZMTC and Thoroughbred Ratings Pty Ltd accepts no responsibility for the completeness or accuracy of any of the information contained herein, and makes no representations about its suitability for any particular purpose. Users should make their own judgements about those matters and/or seek independent advice. You assume all risks associated with use of the data provided on this page.

Race Results

June 09, 2023, Race 9, PEBBLE BEACH PASSING LANE MOBILE PACE, Distance 1980m, Addington - Survey 1980m

Result	TAB no.	Horse (Barrier)	1980 to	1800m to	1600m to	1400m to	1200m to	1000m to	800m to	600m to	400m to	200m to	Total or	Margin
13th	4	Phone Tap (4)	1800m	1600m	1400m	1200m	1000m	800m	600m	400m	200m	WP	Average	
		Position in running (margin)	-	6(4.1)	10(12.8)	13(16.3)	12(12.6)	13(12.2)	12(11.4)	13(11.5)	13(10.6)	13(11.7)		15.10
		Sectional time (s)	12.98	16.11	16.45	14.98	15.57	14.91	14.76	14.92	14.16	14.71		
		Cumulative time (s)	149.55	136.57	120.46	104.01	89.03	73.46	58.55	43.79	28.87	14.71	2:29.55	
		Speed (m/s)	13.86	12.41	12.16	13.35	12.85	13.41	13.55	13.40	14.12	13.60	13.24	
		Stride length (m)	23.49	80.50	17.96	18.55	12.33	30.18	23.81	74.59	74.14	89.24	27.91	
		Stride duration (s)	1.680	6.485	1.477	1.389	0.960	2.250	1.757	5.564	5.250	6.564	2.108	
		Stride efficiency (%)	862.39	10127.51	503.82	537.46	237.47	1423.03	885.86	8694.33	8589.47	12445.22	1217.68	
		Stride count	7.66	2.48	11.14	10.78	16.22	6.63	8.40	2.68	2.70	2.24	70.93	



Note: Horizontal distance axis grid lines are 200m furlongs.

Disclaimer.

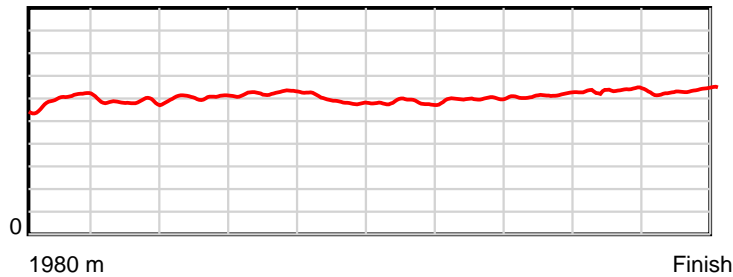
HRNZ and NZMTC and Thoroughbred Ratings Pty Ltd accepts no responsibility for the completeness or accuracy of any of the information contained herein, and makes no representations about its suitability for any particular purpose. Users should make their own judgements about those matters and/or seek independent advice. You assume all risks associated with use of the data provided on this page.

Race Results

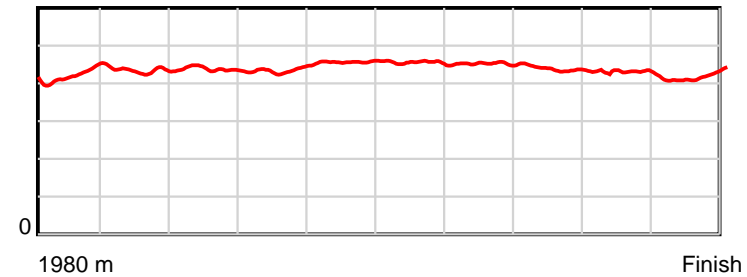
June 09, 2023, Race 10, MID-WINTER AT ADDINGTON ON SALE NOW MOBILE PACE, Distance 1980m, Addington - Survey 1980m

Result	TAB no.	Horse (Barrier)	1980 to	1800m to	1600m to	1400m to	1200m to	1000m to	800m to	600m to	400m to	200m to	Total or	Margin
1st	8	Beach Flybye (8)	1800m	1600m	1400m	1200m	1000m	800m	600m	400m	200m	WP	Average	
		Position in running (margin)	-	1(0.0)	1(0.0)	1(0.0)	1(0.0)	1(0.0)	1(0.0)	1(0.0)	1(0.0)	1(0.0)		0.00
		Sectional time (s)	12.68	15.55	14.84	13.95	15.65	15.99	15.06	14.57	13.76	13.33		
		Cumulative time (s)	145.38	132.70	117.15	102.31	88.36	72.71	56.72	41.66	27.09	13.33	2:25.38	
		Speed (m/s)	14.20	12.86	13.48	14.34	12.78	12.51	13.28	13.73	14.53	15.00	13.62	
		Stride length (m)	5.99	5.59	5.90	6.24	5.84	5.69	6.01	5.99	6.20	6.31	5.97	
		Stride duration (s)	0.422	0.435	0.438	0.436	0.457	0.455	0.452	0.437	0.426	0.421	0.438	
		Stride efficiency (%)	56.03	48.86	54.45	60.94	53.29	50.51	56.42	56.16	60.07	62.21	55.65	
		Stride count	30.06	35.77	33.88	32.03	34.25	35.18	33.29	33.36	32.26	31.70	331.78	

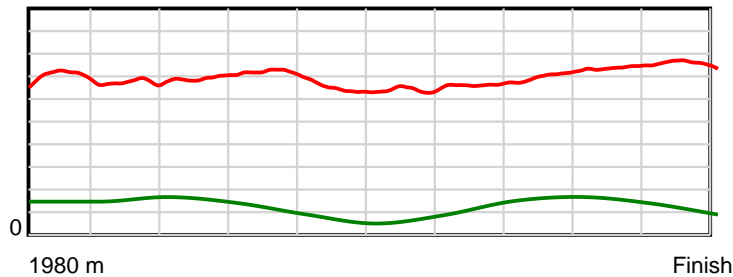
10 m Stride length



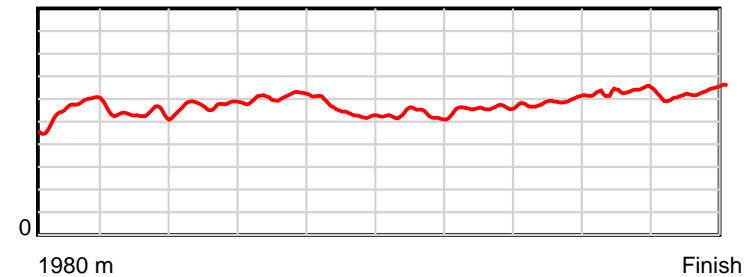
0.6 s Stride duration



20 m/sec Speed



100 % Stride efficiency



Note: Horizontal distance axis grid lines are 200m furlongs.

Disclaimer.

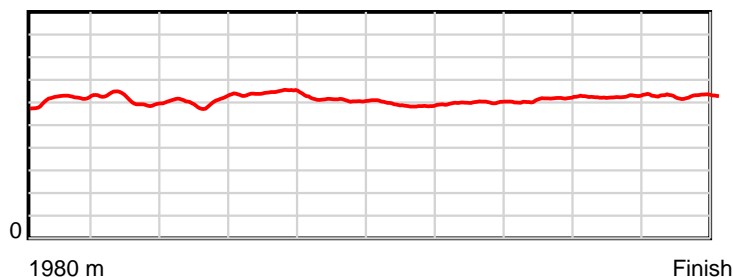
HRNZ and NZMTC and Thoroughbred Ratings Pty Ltd accepts no responsibility for the completeness or accuracy of any of the information contained herein, and makes no representations about its suitability for any particular purpose. Users should make their own judgements about those matters and/or seek independent advice. You assume all risks associated with use of the data provided on this page.

Race Results

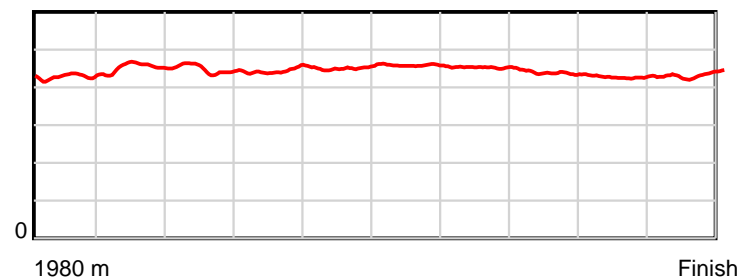
June 09, 2023, Race 10, MID-WINTER AT ADDINGTON ON SALE NOW MOBILE PACE, Distance 1980m, Addington - Survey 1980m

Result	TAB no.	Horse (Barrier)	1980 to	1800m to	1600m to	1400m to	1200m to	1000m to	800m to	600m to	400m to	200m to	Total or	Margin
2nd	11	Tempo Warrior (11)	1800m	1600m	1400m	1200m	1000m	800m	600m	400m	200m	WP	Average	
		Position in running (margin)	-	5(5.5)	5(8.5)	5(5.4)	3(1.8)	1(0.0)	1(0.0)	1(0.0)	1(0.0)	1(0.0)		0.00
		Sectional time (s)	12.89	15.46	15.11	13.85	15.17	15.78	15.14	14.55	13.86	13.81		
		Cumulative time (s)	145.62	132.73	117.27	102.16	88.31	73.14	57.36	42.22	27.67	13.81	2:25.62	
		Speed (m/s)	13.96	12.94	13.24	14.44	13.18	12.67	13.21	13.75	14.43	14.48	13.60	
		Stride length (m)	6.17	5.86	5.93	6.41	5.95	5.80	5.98	6.01	6.15	6.28	6.05	
		Stride duration (s)	0.428	0.453	0.448	0.444	0.451	0.458	0.452	0.438	0.426	0.434	0.445	
		Stride efficiency (%)	59.50	53.72	55.04	64.29	55.27	52.66	55.79	56.53	59.15	61.66	57.18	
		Stride count	29.17	34.11	33.70	31.18	33.63	34.45	33.47	33.25	32.51	31.84	327.31	

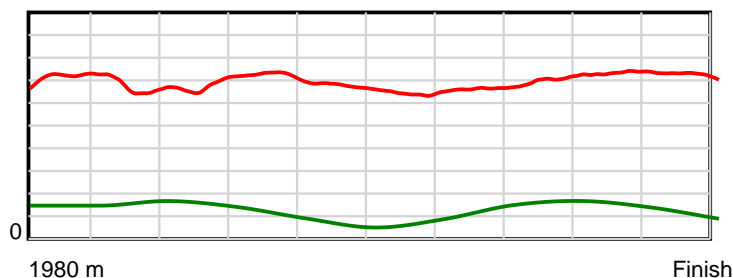
10 m Stride length



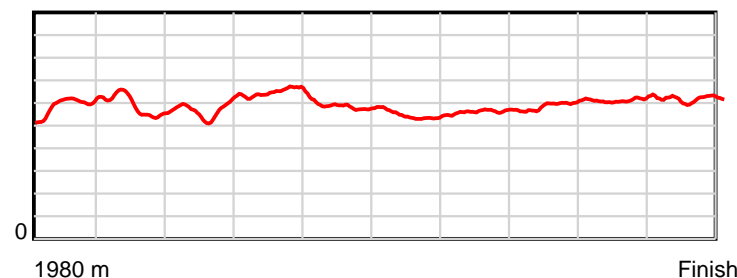
0.6 s Stride duration



20 m/sec Speed



100 % Stride efficiency



Note: Horizontal distance axis grid lines are 200m furlongs.

Disclaimer.

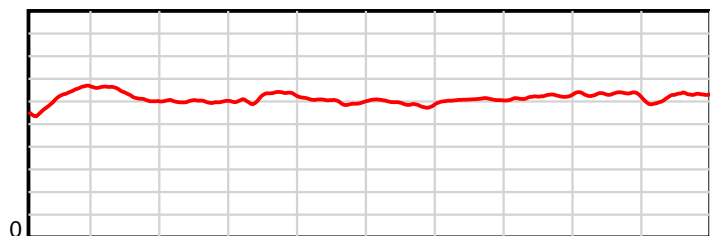
HRNZ and NZMTC and Thoroughbred Ratings Pty Ltd accepts no responsibility for the completeness or accuracy of any of the information contained herein, and makes no representations about its suitability for any particular purpose. Users should make their own judgements about those matters and/or seek independent advice. You assume all risks associated with use of the data provided on this page.

Race Results

June 09, 2023, Race 10, MID-WINTER AT ADDINGTON ON SALE NOW MOBILE PACE, Distance 1980m, Addington - Survey 1980m

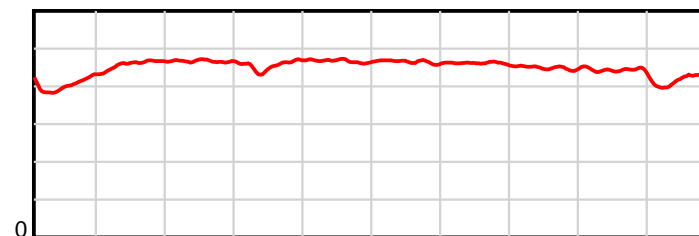
Result	TAB no.	Horse (Barrier)	1980 to	1800m to	1600m to	1400m to	1200m to	1000m to	800m to	600m to	400m to	200m to	Total or	Margin
3rd	1	McCrikey (1)	1800m	1600m	1400m	1200m	1000m	800m	600m	400m	200m	WP	Average	
		Position in running (margin)	-	1(0.0)	1(0.0)	1(0.0)	2(0.5)	2(0.8)	2(1.4)	2(1.8)	2(1.8)	3(2.7)		0.00
		Sectional time (s)	11.83	14.89	15.62	14.75	15.53	15.87	15.20	14.55	14.03	13.61		
		Cumulative time (s)	145.88	134.05	119.16	103.54	88.79	73.26	57.39	42.19	27.64	13.61	2:25.88	
		Speed (m/s)	15.21	13.43	12.80	13.56	12.88	12.60	13.16	13.75	14.26	14.70	13.57	
		Stride length (m)	6.18	6.19	5.97	6.19	6.01	5.86	6.06	6.18	6.28	6.19	6.11	
		Stride duration (s)	0.404	0.461	0.466	0.456	0.467	0.465	0.461	0.449	0.441	0.421	0.450	
		Stride efficiency (%)	59.67	59.82	55.68	59.82	56.50	53.74	57.42	59.60	61.64	59.94	58.30	
		Stride count	29.13	32.33	33.51	32.32	33.26	34.10	32.99	32.38	31.84	32.29	324.15	

10 m Stride length



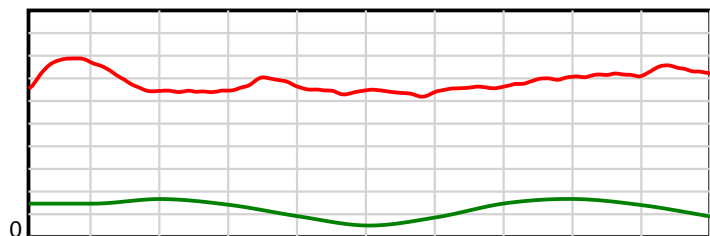
1980 m Finish

0.6 s Stride duration



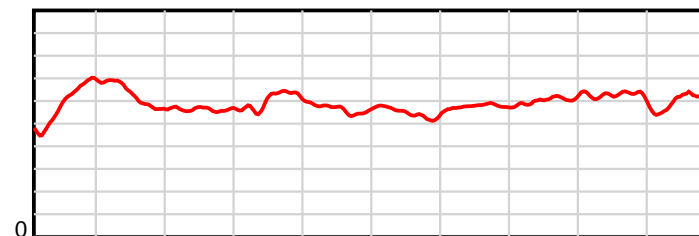
1980 m Finish

20 m/sec Speed



1980 m Finish

100 % Stride efficiency



1980 m Finish

Note: Horizontal distance axis grid lines are 200m furlongs.

Disclaimer.

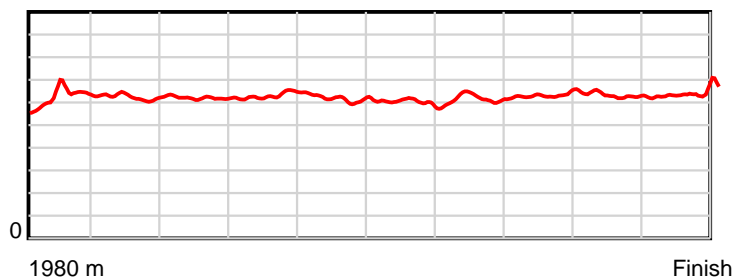
HRNZ and NZMTC and Thoroughbred Ratings Pty Ltd accepts no responsibility for the completeness or accuracy of any of the information contained herein, and makes no representations about its suitability for any particular purpose. Users should make their own judgements about those matters and/or seek independent advice. You assume all risks associated with use of the data provided on this page.

Race Results

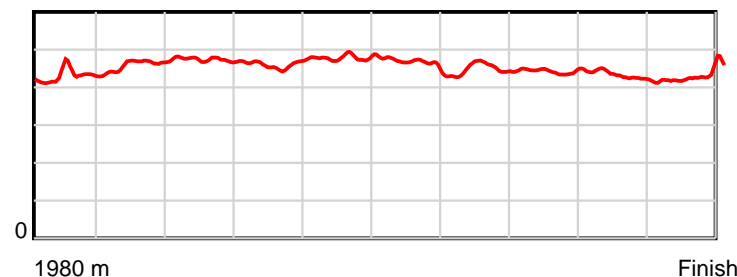
June 09, 2023, Race 10, MID-WINTER AT ADDINGTON ON SALE NOW MOBILE PACE, Distance 1980m, Addington - Survey 1980m

Result	TAB no.	Horse (Barrier)	1980 to	1800m to	1600m to	1400m to	1200m to	1000m to	800m to	600m to	400m to	200m to	Total or	Margin
4th	6	Bobby Waterhou... (6)	1800m	1600m	1400m	1200m	1000m	800m	600m	400m	200m	WP	Average	
		Position in running (margin)	-	3(2.4)	3(3.8)	4(3.6)	5(4.7)	5(6.6)	6(7.4)	5(4.1)	4(3.8)	4(4.6)		0.00
		Sectional time (s)	12.36	15.20	15.60	14.63	15.78	15.92	14.59	14.49	14.00	13.60		
		Cumulative time (s)	146.17	133.81	118.61	103.01	88.38	72.60	56.68	42.09	27.60	13.60	2:26.17	
		Speed (m/s)	14.56	13.16	12.82	13.67	12.67	12.56	13.71	13.80	14.29	14.71	13.55	
		Stride length (m)	6.24	6.05	6.08	6.30	6.07	5.82	6.15	6.11	6.13	6.34	6.12	
		Stride duration (s)	0.428	0.459	0.474	0.461	0.478	0.463	0.449	0.443	0.429	0.431	0.452	
		Stride efficiency (%)	60.84	57.11	57.85	62.05	57.48	52.98	59.15	58.39	58.69	62.76	58.62	
		Stride count	28.85	33.08	32.87	31.74	32.98	34.35	32.51	32.72	32.63	31.56	323.29	

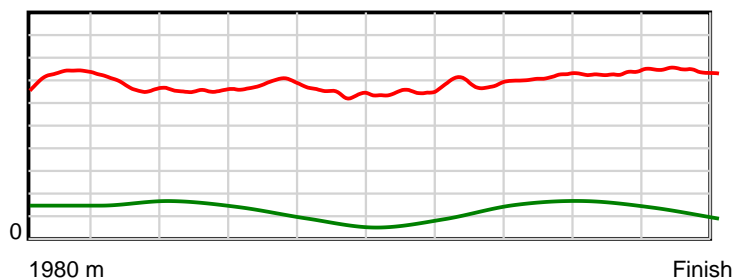
10 m Stride length



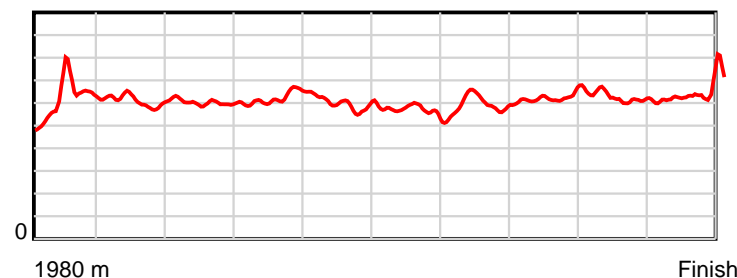
0.6 s Stride duration



20 m/sec Speed



100 % Stride efficiency



Note: Horizontal distance axis grid lines are 200m furlongs.

Disclaimer.

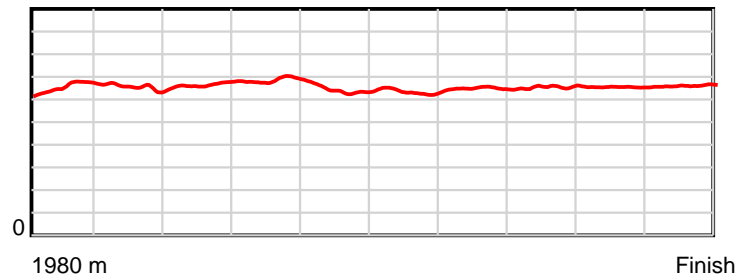
HRNZ and NZMTC and Thoroughbred Ratings Pty Ltd accepts no responsibility for the completeness or accuracy of any of the information contained herein, and makes no representations about its suitability for any particular purpose. Users should make their own judgements about those matters and/or seek independent advice. You assume all risks associated with use of the data provided on this page.

Race Results

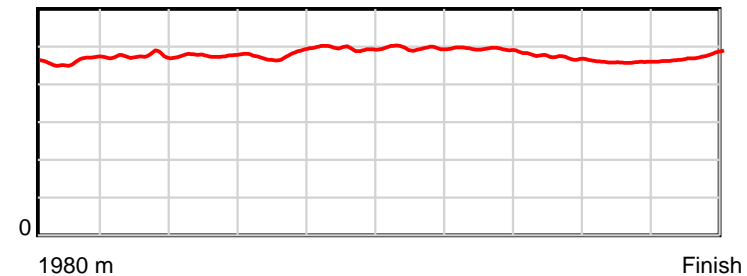
June 09, 2023, Race 10, MID-WINTER AT ADDINGTON ON SALE NOW MOBILE PACE, Distance 1980m, Addington - Survey 1980m

Result	TAB no.	Horse (Barrier)	1980 to	1800m to	1600m to	1400m to	1200m to	1000m to	800m to	600m to	400m to	200m to	Total or	Margin
5th	7	Dance With The... (7)	1800m	1600m	1400m	1200m	1000m	800m	600m	400m	200m	WP	Average	
		Position in running (margin)	-	8(5.5)	7(6.9)	4(1.8)	1(0.0)	1(0.0)	1(0.0)	1(0.0)	1(0.0)	2(0.7)		0.00
		Sectional time (s)	12.74	15.12	14.78	14.04	15.53	15.87	15.30	14.54	14.01	14.32		
		Cumulative time (s)	146.25	133.51	118.39	103.61	89.57	74.04	58.17	42.87	28.33	14.32	2:26.25	
		Speed (m/s)	14.13	13.23	13.53	14.25	12.88	12.60	13.07	13.76	14.28	13.97	13.54	
		Stride length (m)	6.57	6.28	6.46	6.81	6.38	6.26	6.44	6.50	6.56	6.62	6.48	
		Stride duration (s)	0.461	0.475	0.477	0.478	0.495	0.496	0.493	0.472	0.459	0.474	0.479	
		Stride efficiency (%)	67.48	61.59	65.16	72.47	63.54	61.19	64.88	65.98	67.16	68.47	65.66	
		Stride count	27.39	31.86	30.97	29.37	31.36	31.96	31.04	30.78	30.51	30.21	305.45	

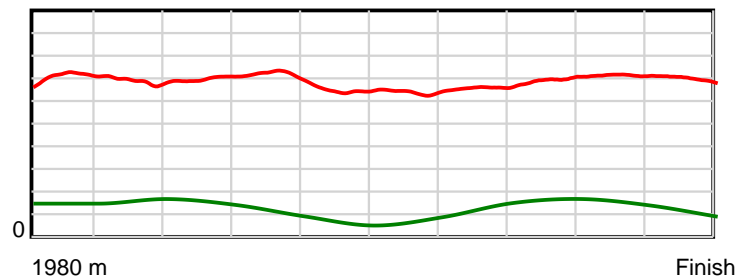
10 m Stride length



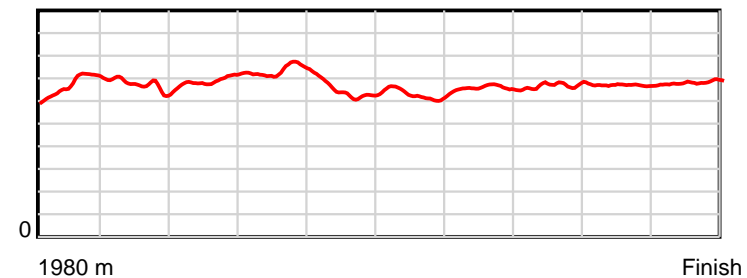
0.6 s Stride duration



20 m/sec Speed



100 % Stride efficiency



Note: Horizontal distance axis grid lines are 200m furlongs.

Disclaimer.

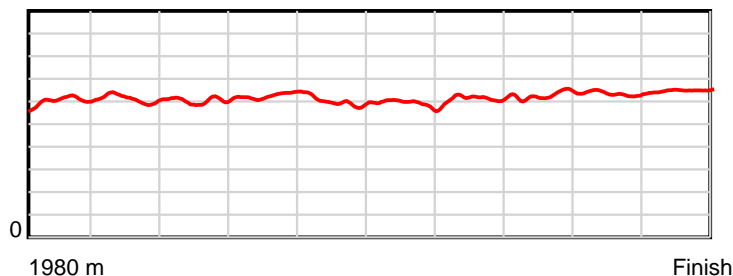
HRNZ and NZMTC and Thoroughbred Ratings Pty Ltd accepts no responsibility for the completeness or accuracy of any of the information contained herein, and makes no representations about its suitability for any particular purpose. Users should make their own judgements about those matters and/or seek independent advice. You assume all risks associated with use of the data provided on this page.

Race Results

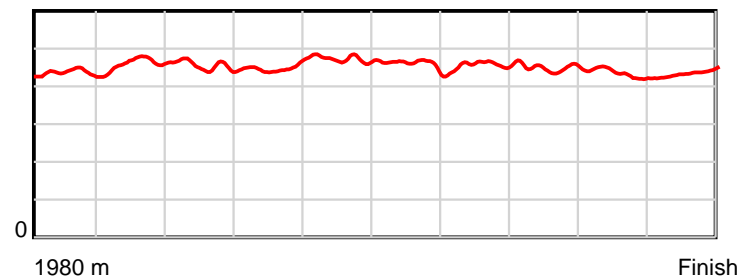
June 09, 2023, Race 10, MID-WINTER AT ADDINGTON ON SALE NOW MOBILE PACE, Distance 1980m, Addington - Survey 1980m

Result	TAB no.	Horse (Barrier)	1980 to	1800m to	1600m to	1400m to	1200m to	1000m to	800m to	600m to	400m to	200m to	Total or	Margin
6th	3	Rakero Slammer (3)	1800m	1600m	1400m	1200m	1000m	800m	600m	400m	200m	WP	Average	
		Position in running (margin)	-	2(2.1)	2(2.3)	2(3.9)	2(6.2)	2(7.3)	2(4.7)	2(3.5)	2(3.7)	2(5.1)		0.00
		Sectional time (s)	13.03	15.57	15.10	14.34	15.84	15.56	14.86	14.60	13.99	13.38		
		Cumulative time (s)	146.27	133.24	117.67	102.57	88.23	72.39	56.83	41.97	27.37	13.38	2:26.27	
		Speed (m/s)	13.82	12.85	13.25	13.95	12.63	12.85	13.46	13.70	14.30	14.95	13.54	
		Stride length (m)	6.09	5.91	6.02	6.27	5.97	5.89	6.16	6.14	6.19	6.53	6.11	
		Stride duration (s)	0.437	0.460	0.455	0.449	0.473	0.458	0.457	0.449	0.433	0.437	0.451	
		Stride efficiency (%)	57.94	54.49	56.63	61.35	55.74	54.14	59.21	59.00	59.93	66.71	58.36	
		Stride count	29.56	33.87	33.22	31.92	33.49	33.98	32.49	32.55	32.30	30.61	323.99	

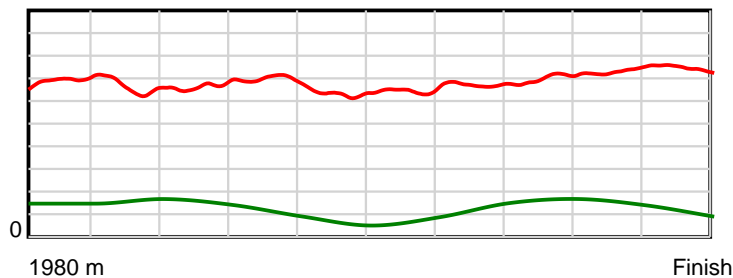
10 m Stride length



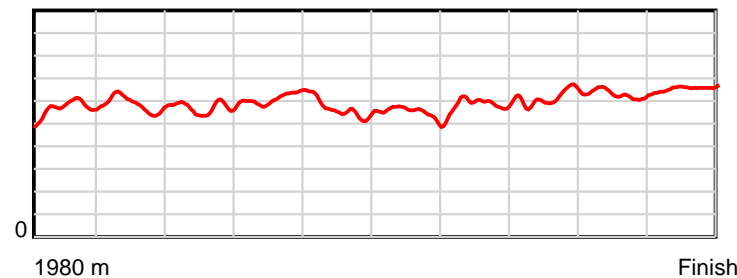
0.6 s Stride duration



20 m/sec Speed



100 % Stride efficiency



Note: Horizontal distance axis grid lines are 200m furlongs.

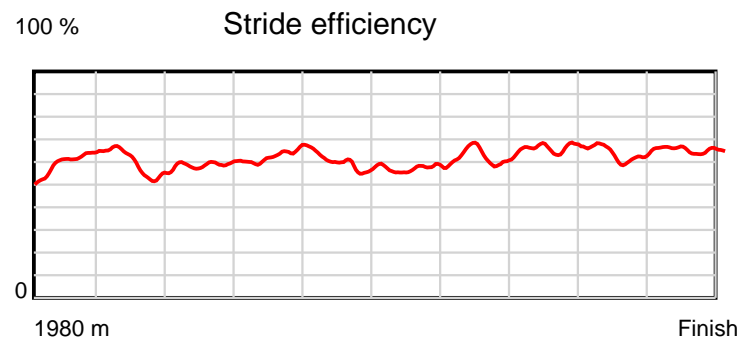
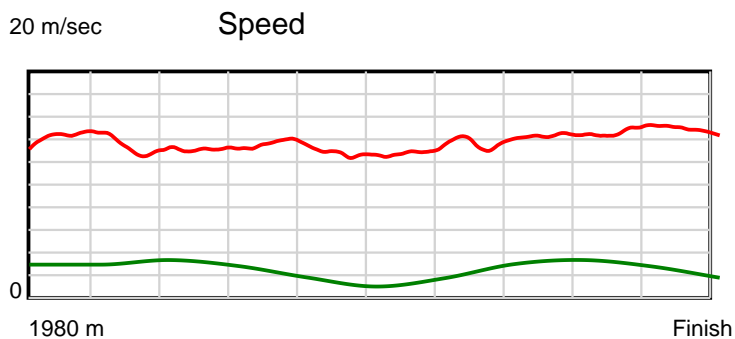
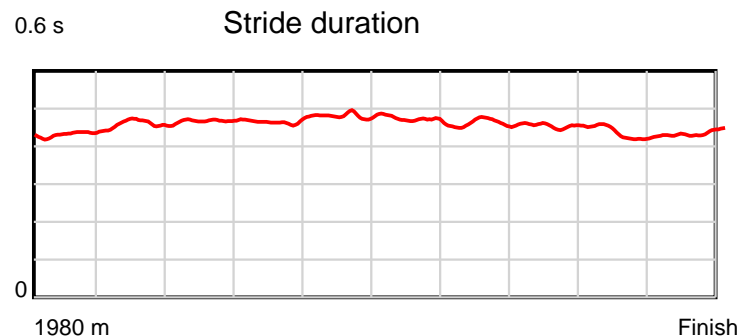
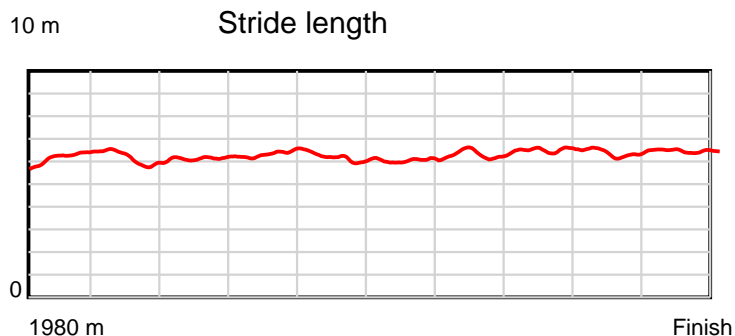
Disclaimer.

HRNZ and NZMTC and Thoroughbred Ratings Pty Ltd accepts no responsibility for the completeness or accuracy of any of the information contained herein, and makes no representations about its suitability for any particular purpose. Users should make their own judgements about those matters and/or seek independent advice. You assume all risks associated with use of the data provided on this page.

Race Results

June 09, 2023, Race 10, MID-WINTER AT ADDINGTON ON SALE NOW MOBILE PACE, Distance 1980m, Addington - Survey 1980m

Result	TAB no.	Horse (Barrier)	1980 to	1800m to	1600m to	1400m to	1200m to	1000m to	800m to	600m to	400m to	200m to	Total or	Margin
7th	2	Helium (2)	1800m	1600m	1400m	1200m	1000m	800m	600m	400m	200m	WP	Average	
		Position in running (margin)	-	3(4.1)	3(6.1)	4(5.0)	4(6.1)	5(7.5)	5(6.9)	5(4.5)	4(3.1)	4(4.7)		0.00
		Sectional time (s)	12.65	15.30	15.45	14.63	15.89	15.88	14.67	14.33	14.03	13.46		
		Cumulative time (s)	146.29	133.64	118.34	102.89	88.26	72.37	56.49	41.82	27.49	13.46	2:26.29	
		Speed (m/s)	14.23	13.07	12.94	13.67	12.59	12.59	13.63	13.96	14.26	14.86	13.53	
		Stride length (m)	6.20	6.00	6.05	6.36	6.06	5.93	6.30	6.34	6.18	6.48	6.19	
		Stride duration (s)	0.432	0.459	0.468	0.465	0.481	0.471	0.462	0.454	0.433	0.436	0.457	
		Stride efficiency (%)	59.99	56.35	57.28	63.28	57.37	55.03	61.97	62.78	59.63	65.56	59.79	
		Stride count	29.05	33.31	33.03	31.43	33.01	33.70	31.76	31.55	32.38	30.88	320.10	



Note: Horizontal distance axis grid lines are 200m furlongs.

Disclaimer.

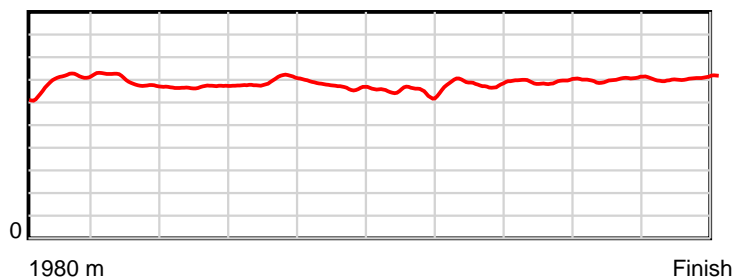
HRNZ and NZMTC and Thoroughbred Ratings Pty Ltd accepts no responsibility for the completeness or accuracy of any of the information contained herein, and makes no representations about its suitability for any particular purpose. Users should make their own judgements about those matters and/or seek independent advice. You assume all risks associated with use of the data provided on this page.

Race Results

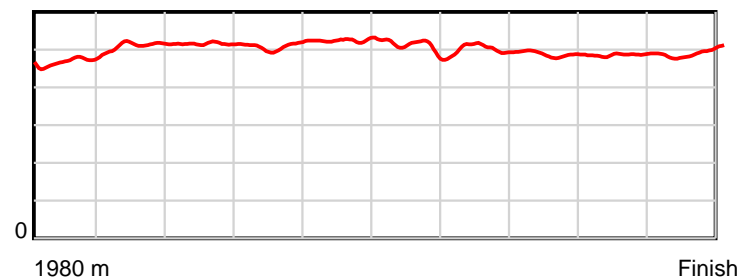
June 09, 2023, Race 10, MID-WINTER AT ADDINGTON ON SALE NOW MOBILE PACE, Distance 1980m, Addington - Survey 1980m

Result	TAB no.	Horse (Barrier)	1980 to	1800m to	1600m to	1400m to	1200m to	1000m to	800m to	600m to	400m to	200m to	Total or	Margin
8th	4	Franco Hoffman (4)	1800m	1600m	1400m	1200m	1000m	800m	600m	400m	200m	WP	Average	
		Position in running (margin)	-	2(1.8)	2(2.6)	2(1.8)	3(2.8)	3(3.7)	3(3.2)	2(1.2)	2(0.8)	2(2.5)		0.00
		Sectional time (s)	12.28	15.10	15.49	14.62	15.79	15.91	14.74	14.50	14.03	13.85		
		Cumulative time (s)	146.31	134.03	118.93	103.44	88.82	73.03	57.12	42.38	27.88	13.85	2:26.31	
		Speed (m/s)	14.65	13.25	12.91	13.68	12.67	12.57	13.57	13.79	14.26	14.44	13.53	
		Stride length (m)	6.93	6.77	6.66	6.96	6.64	6.38	6.82	6.72	6.93	7.10	6.78	
		Stride duration (s)	0.469	0.512	0.515	0.509	0.525	0.507	0.502	0.487	0.486	0.492	0.501	
		Stride efficiency (%)	75.11	71.71	69.23	75.67	68.97	63.54	72.67	70.63	75.00	78.84	71.93	
		Stride count	25.96	29.52	30.05	28.74	30.10	31.36	29.33	29.75	28.87	28.16	291.84	

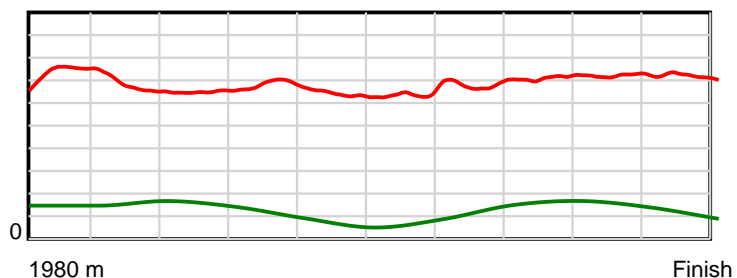
10 m Stride length



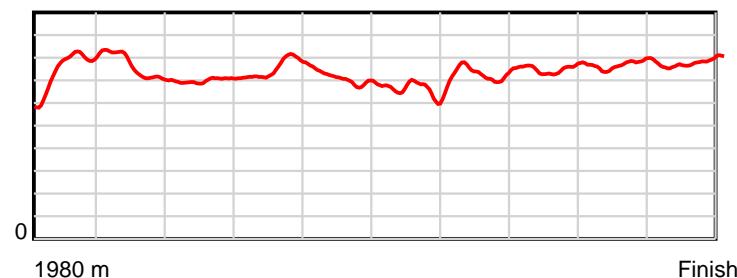
0.6 s Stride duration



20 m/sec Speed



100 % Stride efficiency



Note: Horizontal distance axis grid lines are 200m furlongs.

Disclaimer.

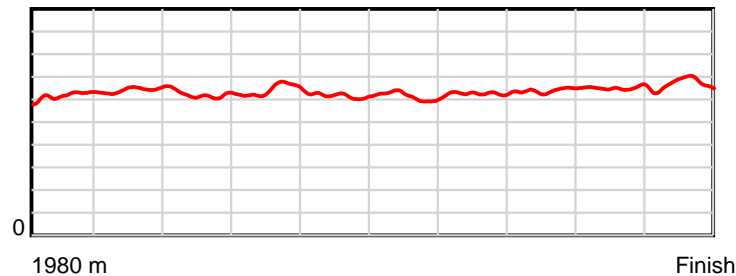
HRNZ and NZMTC and Thoroughbred Ratings Pty Ltd accepts no responsibility for the completeness or accuracy of any of the information contained herein, and makes no representations about its suitability for any particular purpose. Users should make their own judgements about those matters and/or seek independent advice. You assume all risks associated with use of the data provided on this page.

Race Results

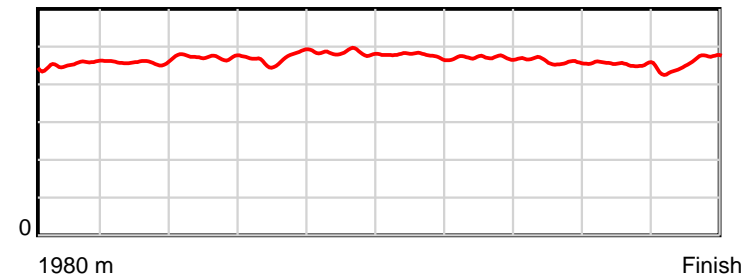
June 09, 2023, Race 10, MID-WINTER AT ADDINGTON ON SALE NOW MOBILE PACE, Distance 1980m, Addington - Survey 1980m

Result	TAB no.	Horse (Barrier)	1980 to	1800m to	1600m to	1400m to	1200m to	1000m to	800m to	600m to	400m to	200m to	Total or	Margin
9th	9	Motor Mouth (9)	1800m	1600m	1400m	1200m	1000m	800m	600m	400m	200m	WP	Average	
		Position in running (margin)	-	9(8.4)	5(6.0)	4(3.4)	6(3.6)	6(6.2)	6(5.9)	8(5.6)	8(5.2)	8(6.3)		0.00
		Sectional time (s)	13.23	14.50	15.18	14.71	15.90	15.72	15.09	14.49	14.04	13.83		
		Cumulative time (s)	146.69	133.46	118.96	103.78	89.07	73.17	57.45	42.36	27.87	13.83	2:26.69	
		Speed (m/s)	13.60	13.79	13.18	13.60	12.58	12.72	13.25	13.80	14.25	14.46	13.50	
		Stride length (m)	6.22	6.33	6.23	6.40	6.08	6.06	6.24	6.36	6.47	6.61	6.30	
		Stride duration (s)	0.454	0.459	0.473	0.471	0.483	0.476	0.471	0.461	0.454	0.457	0.466	
		Stride efficiency (%)	60.44	62.56	60.67	64.02	57.73	57.41	60.86	63.13	65.41	68.18	61.93	
		Stride count	28.94	31.61	32.10	31.25	32.91	33.00	32.05	31.46	30.91	30.28	314.51	

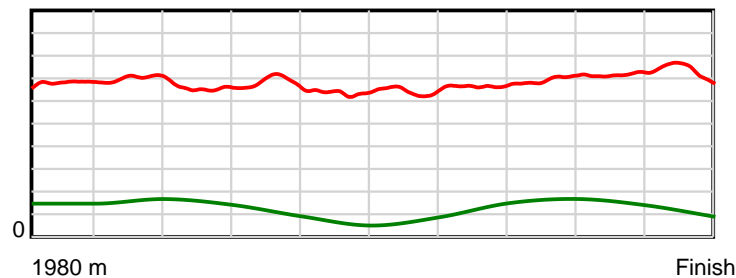
10 m Stride length



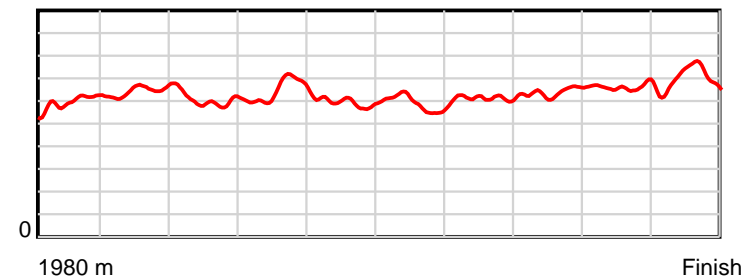
0.6 s Stride duration



20 m/sec Speed



100 % Stride efficiency



Note: Horizontal distance axis grid lines are 200m furlongs.

Disclaimer.

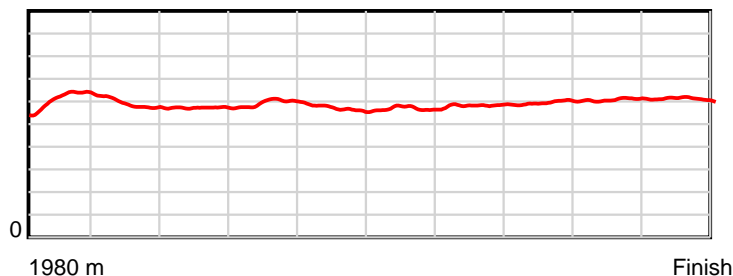
HRNZ and NZMTC and Thoroughbred Ratings Pty Ltd accepts no responsibility for the completeness or accuracy of any of the information contained herein, and makes no representations about its suitability for any particular purpose. Users should make their own judgements about those matters and/or seek independent advice. You assume all risks associated with use of the data provided on this page.

Race Results

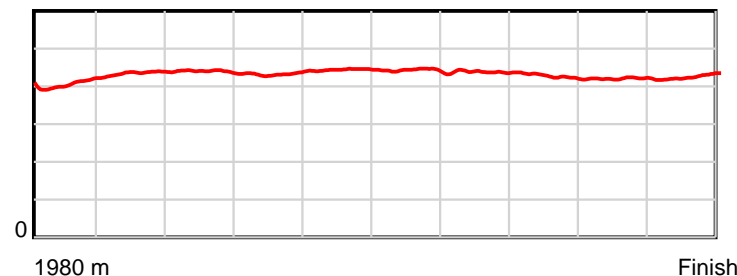
June 09, 2023, Race 10, MID-WINTER AT ADDINGTON ON SALE NOW MOBILE PACE, Distance 1980m, Addington - Survey 1980m

Result	TAB no.	Horse (Barrier)	1980 to	1800m to	1600m to	1400m to	1200m to	1000m to	800m to	600m to	400m to	200m to	Total or	Margin
10th	5	Glenthorne (5)	1800m	1600m	1400m	1200m	1000m	800m	600m	400m	200m	WP	Average	
		Position in running (margin)	-	1(0.0)	1(0.0)	1(0.0)	2(0.6)	2(2.6)	2(2.2)	2(2.2)	2(1.8)	2(3.4)		0.00
		Sectional time (s)	11.96	14.97	15.63	14.55	15.98	15.93	15.06	14.52	14.02	14.19		
		Cumulative time (s)	146.81	134.85	119.88	104.25	89.70	73.72	57.79	42.73	28.21	14.19	2:26.81	
		Speed (m/s)	15.06	13.36	12.80	13.75	12.52	12.55	13.28	13.77	14.27	14.09	13.49	
		Stride length (m)	6.12	5.81	5.63	5.95	5.56	5.55	5.83	5.87	6.00	6.01	5.82	
		Stride duration (s)	0.406	0.435	0.440	0.433	0.444	0.442	0.439	0.426	0.420	0.426	0.432	
		Stride efficiency (%)	58.47	52.84	49.49	55.41	48.28	48.14	53.03	53.92	56.21	56.43	53.00	
		Stride count	29.43	34.39	35.54	33.59	35.98	36.03	34.33	34.05	33.35	33.28	339.97	

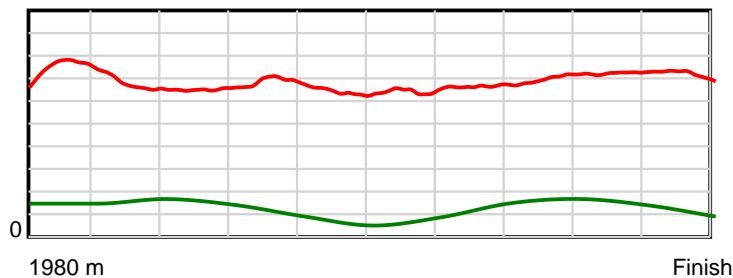
10 m Stride length



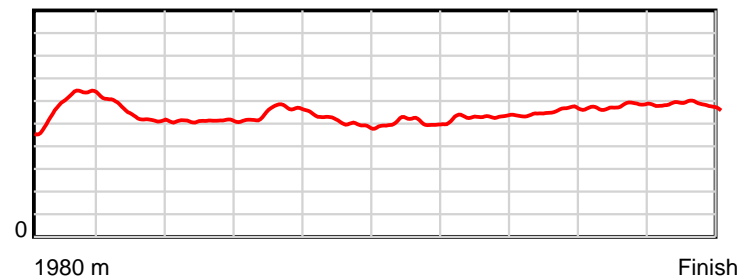
0.6 s Stride duration



20 m/sec Speed



100 % Stride efficiency



Note: Horizontal distance axis grid lines are 200m furlongs.

Disclaimer.

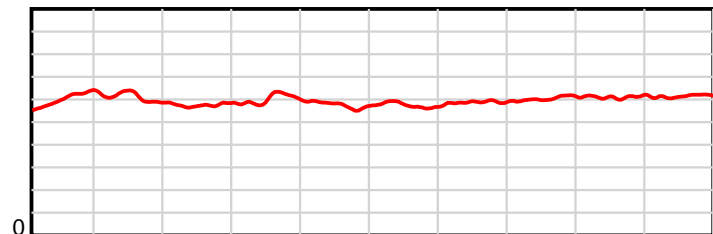
HRNZ and NZMTC and Thoroughbred Ratings Pty Ltd accepts no responsibility for the completeness or accuracy of any of the information contained herein, and makes no representations about its suitability for any particular purpose. Users should make their own judgements about those matters and/or seek independent advice. You assume all risks associated with use of the data provided on this page.

Race Results

June 09, 2023, Race 10, MID-WINTER AT ADDINGTON ON SALE NOW MOBILE PACE, Distance 1980m, Addington - Survey 1980m

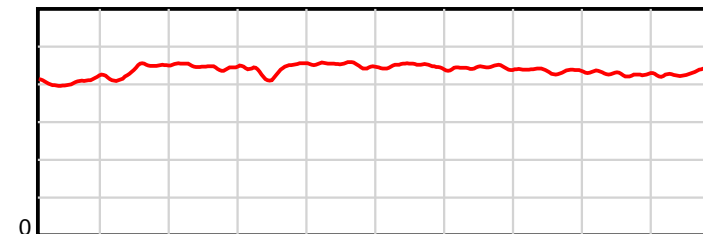
Result	TAB no.	Horse (Barrier)	1980 to	1800m to	1600m to	1400m to	1200m to	1000m to	800m to	600m to	400m to	200m to	Total or	Margin
11th	10	Killinchy Kid (10)	1800m	1600m	1400m	1200m	1000m	800m	600m	400m	200m	WP	Average	
		Position in running (margin)	-	5(4.0)	3(2.1)	3(1.5)	5(2.2)	4(3.6)	4(3.6)	5(3.6)	5(3.7)	6(4.6)		0.00
		Sectional time (s)	12.50	14.57	15.53	14.79	15.69	15.77	15.14	14.57	14.02	14.40		
		Cumulative time (s)	146.98	134.48	119.91	104.38	89.59	73.90	58.13	42.99	28.42	14.40	2:26.98	
		Speed (m/s)	14.40	13.73	12.88	13.52	12.75	12.68	13.21	13.73	14.27	13.89	13.47	
		Stride length (m)	6.05	6.01	5.76	5.95	5.76	5.68	5.87	5.97	6.11	6.06	5.92	
		Stride duration (s)	0.407	0.438	0.448	0.440	0.452	0.448	0.445	0.435	0.428	0.436	0.439	
		Stride efficiency (%)	57.14	56.41	51.89	55.30	51.77	50.47	53.92	55.78	58.32	57.43	54.72	
		Stride count	29.77	33.29	34.71	33.62	34.75	35.19	34.05	33.48	32.74	32.99	334.59	

10 m Stride length



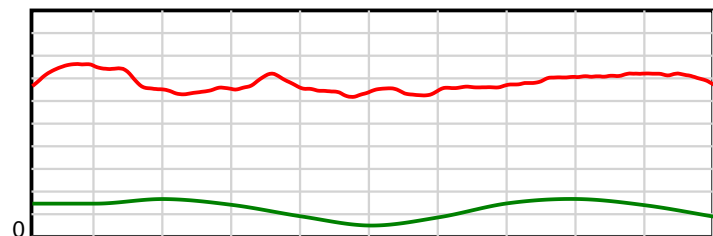
1980 m Finish

0.6 s Stride duration



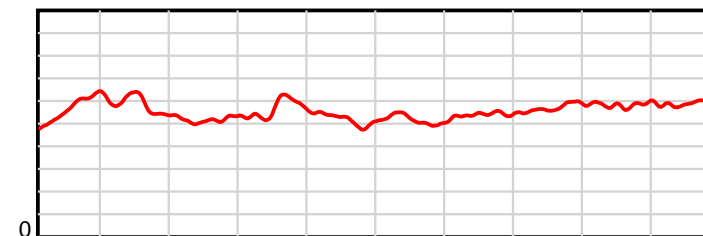
1980 m Finish

20 m/sec Speed



1980 m Finish

100 % Stride efficiency



1980 m Finish

Note: Horizontal distance axis grid lines are 200m furlongs.

Disclaimer.

HRNZ and NZMTC and Thoroughbred Ratings Pty Ltd accepts no responsibility for the completeness or accuracy of any of the information contained herein, and makes no representations about its suitability for any particular purpose. Users should make their own judgements about those matters and/or seek independent advice. You assume all risks associated with use of the data provided on this page.