



Race Results

NZ Metropolitan Trotting Club Inc, HRNZ, June 11, 2023

Compilation date: June 11, 2023, 4:52:04 PM (NZST)

Copyright © 2023 HRNZ and NZMTC. All rights reserved.

Trademarks.

StrideMASTER is a registered trademark of Thoroughbred Ratings Pty Ltd.

Disclaimer.

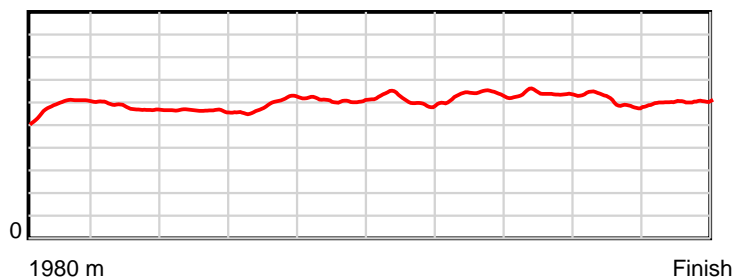
HRNZ and NZMTC and Thoroughbred Ratings Pty Ltd accepts no responsibility for the completeness or accuracy of any of the information contained herein, and makes no representations about its suitability for any particular purpose. Users should make their own judgements about those matters and/or seek independent advice. You assume all risks associated with use of the data provided on this page.

Race Results

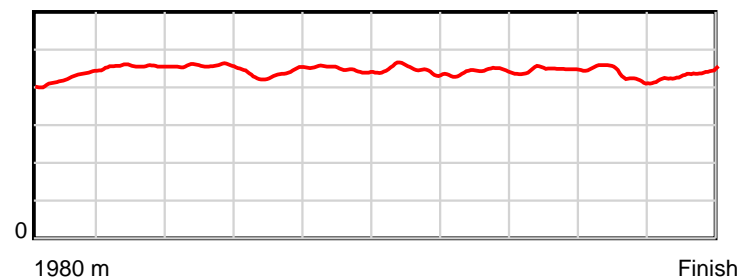
June 11, 2023, Race 9, , Distance 1980m, Addington - Survey 1980m

Result	TAB no.	Horse (Barrier)	1980 to	1800m to	1600m to	1400m to	1200m to	1000m to	800m to	600m to	400m to	200m to	Total or	Margin
1st	1	Franco Cornel (1)	1800m	1600m	1400m	1200m	1000m	800m	600m	400m	200m	WP	Average	
		Position in running (margin)	-	2(2.4)	2(2.8)	2(2.3)	3(5.8)	3(4.9)	3(4.9)	3(4.2)	3(5.5)	3(3.3)		0.00
		Sectional time (s)	12.93	15.89	16.07	14.76	14.61	14.66	14.00	14.26	14.38	14.40		
		Cumulative time (s)	145.96	133.03	117.14	101.07	86.31	71.70	57.04	43.04	28.78	14.40	2:25.96	
		Speed (m/s)	13.93	12.59	12.45	13.55	13.69	13.64	14.29	14.03	13.91	13.89	13.57	
		Stride length (m)	5.95	5.74	5.69	5.92	6.13	6.10	6.31	6.27	6.05	6.04	6.01	
		Stride duration (s)	0.424	0.456	0.457	0.437	0.448	0.447	0.442	0.447	0.435	0.435	0.443	
		Stride efficiency (%)	55.27	51.48	50.58	54.83	58.76	58.08	62.18	61.41	57.12	57.07	56.52	
		Stride count	30.27	34.84	35.15	33.76	32.61	32.81	31.71	31.90	33.08	33.09	329.22	

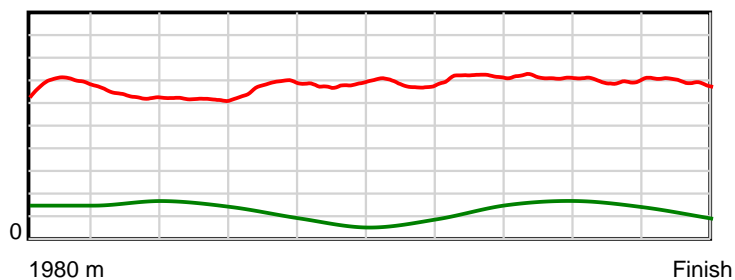
10 m Stride length



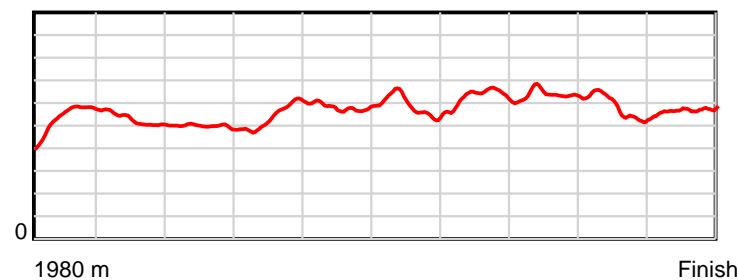
0.6 s Stride duration



20 m/sec Speed



100 % Stride efficiency



Note: Horizontal distance axis grid lines are 200m furlongs.

Disclaimer.

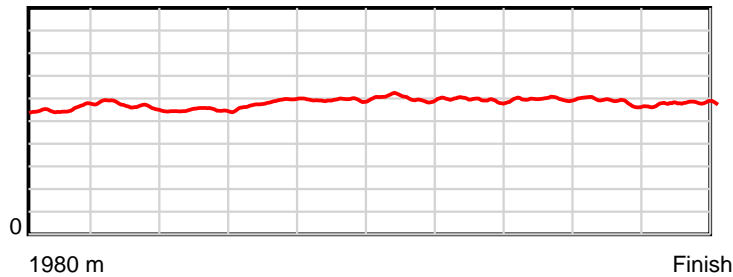
HRNZ and NZMTC and Thoroughbred Ratings Pty Ltd accepts no responsibility for the completeness or accuracy of any of the information contained herein, and makes no representations about its suitability for any particular purpose. Users should make their own judgements about those matters and/or seek independent advice. You assume all risks associated with use of the data provided on this page.

Race Results

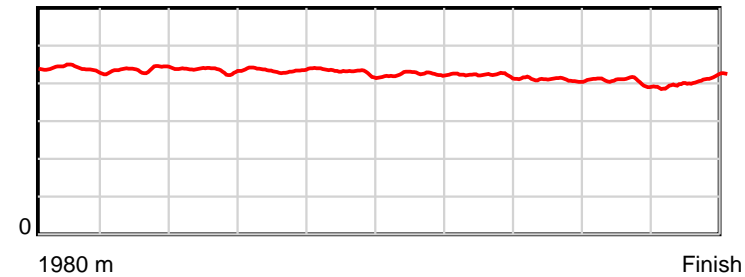
June 11, 2023, Race 9, , Distance 1980m, Addington - Survey 1980m

Result	TAB no.	Horse (Barrier)	1980 to	1800m to	1600m to	1400m to	1200m to	1000m to	800m to	600m to	400m to	200m to	Total or	Margin
2nd	9	Executive Bann... (8)	1800m	1600m	1400m	1200m	1000m	800m	600m	400m	200m	WP	Average	
		Position in running (margin)	-	10(11.5)	8(9.4)	8(7.8)	8(12.2)	8(11.0)	7(8.9)	8(9.3)	7(9.1)	7(6.3)		0.90
		Sectional time (s)	14.26	15.47	15.89	14.91	14.58	14.30	14.18	14.01	14.26	14.26		
		Cumulative time (s)	146.12	131.86	116.39	100.50	85.59	71.01	56.71	42.53	28.52	14.26	2:26.12	
		Speed (m/s)	12.63	12.93	12.59	13.41	13.72	13.99	14.10	14.28	14.03	14.03	13.55	
		Stride length (m)	5.56	5.65	5.47	5.83	5.90	5.94	5.94	5.85	5.66	5.71	5.75	
		Stride duration (s)	0.439	0.437	0.435	0.435	0.430	0.425	0.421	0.410	0.403	0.407	0.424	
		Stride efficiency (%)	48.32	49.94	46.82	53.20	54.38	55.13	55.12	53.54	50.01	50.95	51.66	
		Stride count	32.37	35.38	36.54	34.28	33.90	33.67	33.68	34.17	35.35	35.03	344.37	

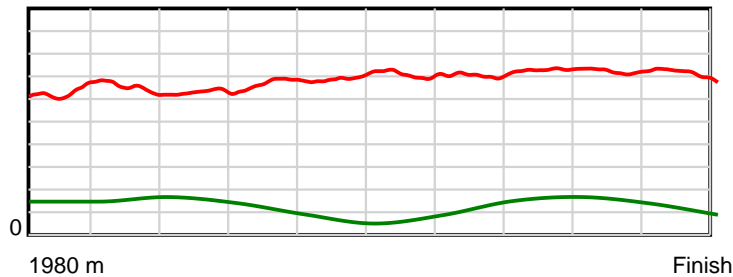
10 m Stride length



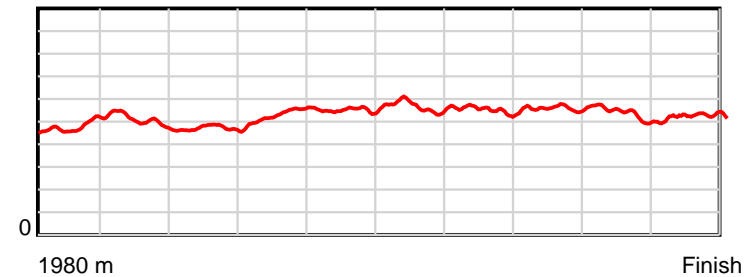
0.6 s Stride duration



20 m/sec Speed



100 % Stride efficiency



Note: Horizontal distance axis grid lines are 200m furlongs.

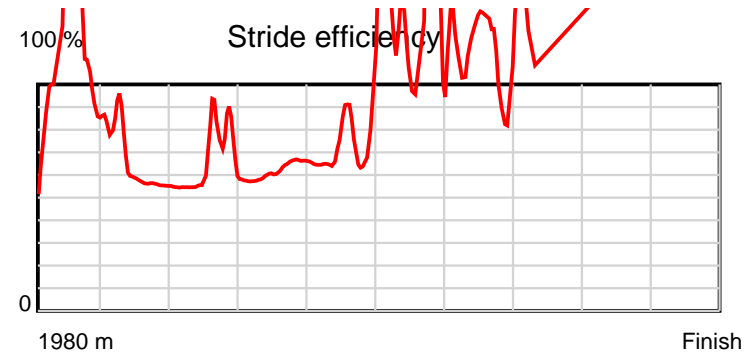
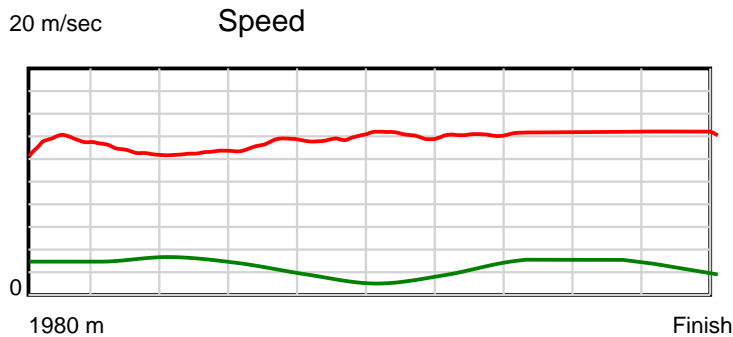
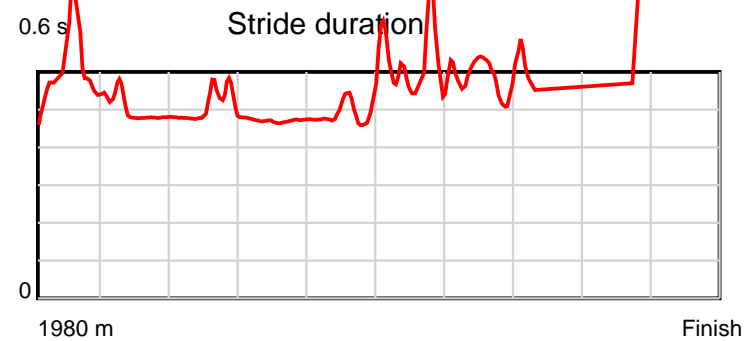
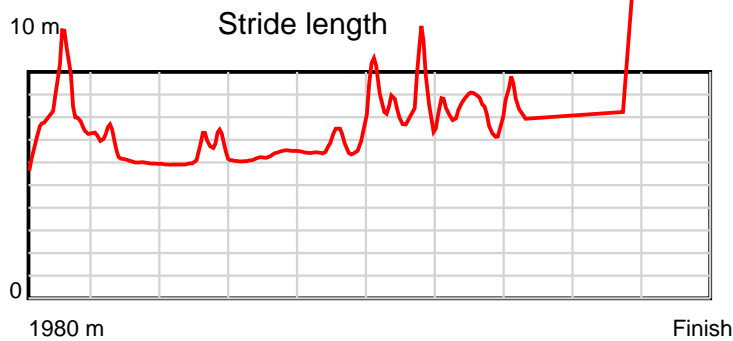
Disclaimer.

HRNZ and NZMTC and Thoroughbred Ratings Pty Ltd accepts no responsibility for the completeness or accuracy of any of the information contained herein, and makes no representations about its suitability for any particular purpose. Users should make their own judgements about those matters and/or seek independent advice. You assume all risks associated with use of the data provided on this page.

Race Results

June 11, 2023, Race 9, , Distance 1980m, Addington - Survey 1980m

Result	TAB no.	Horse (Barrier)	1980 to	1800m to	1600m to	1400m to	1200m to	1000m to	800m to	600m to	400m to	200m to	Total or	Margin
3rd	4	Ava Adore (3)	1800m	1600m	1400m	1200m	1000m	800m	600m	400m	200m	WP	Average	
		Position in running (margin)	-	3(3.6)	5(5.3)	6(5.9)	6(9.8)	6(8.5)	6(7.6)	6(7.3)	5(7.6)	4(4.5)		2.00
		Sectional time (s)	12.98	16.09	16.27	14.81	14.55	14.51	14.06	14.10	14.22	14.74		
		Cumulative time (s)	146.33	133.35	117.26	100.99	86.18	71.63	57.12	43.06	28.96	14.74	2:26.33	
		Speed (m/s)	13.87	12.43	12.29	13.50	13.75	13.78	14.22	14.18	14.06	13.57	13.53	
		Stride length (m)	7.28	6.10	6.10	6.35	7.03	7.67	7.86	14.06	29.55	49.46	8.73	
		Stride duration (s)	0.530	0.491	0.496	0.471	0.511	0.557	0.553	0.991	2.101	3.644	0.645	
		Stride efficiency (%)	82.85	58.19	58.21	63.10	77.18	92.04	96.50	308.85	1364.89	3823.07	119.16	
		Stride count	24.72	32.77	32.77	31.47	28.46	26.06	25.45	14.23	6.77	4.04	226.74	



Note: Horizontal distance axis grid lines are 200m furlongs.

Disclaimer.

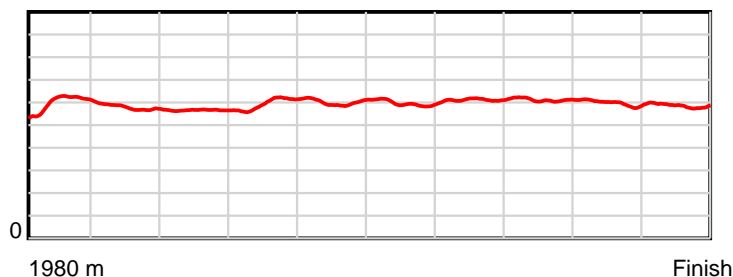
HRNZ and NZMTC and Thoroughbred Ratings Pty Ltd accepts no responsibility for the completeness or accuracy of any of the information contained herein, and makes no representations about its suitability for any particular purpose. Users should make their own judgements about those matters and/or seek independent advice. You assume all risks associated with use of the data provided on this page.

Race Results

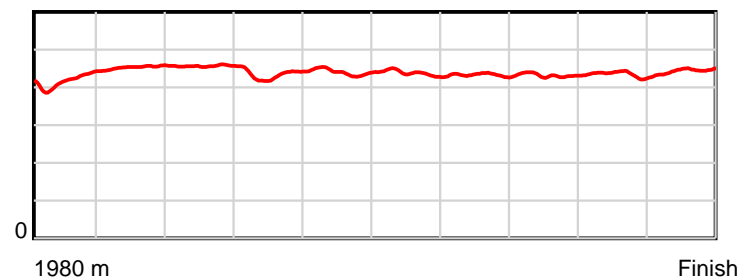
June 11, 2023, Race 9, , Distance 1980m, Addington - Survey 1980m

Result	TAB no.	Horse (Barrier)	1980 to	1800m to	1600m to	1400m to	1200m to	1000m to	800m to	600m to	400m to	200m to	Total or	Margin
4th	2	Mossdale Terry (2)	1800m	1600m	1400m	1200m	1000m	800m	600m	400m	200m	WP	Average	
		Position in running (margin)	-	1(0.0)	1(0.0)	1(0.0)	2(2.2)	2(1.4)	2(1.8)	2(2.1)	2(2.4)	2(1.2)		2.50
		Sectional time (s)	12.59	15.82	16.16	14.54	14.64	14.72	14.15	14.10	14.53	15.16		
		Cumulative time (s)	146.41	133.82	118.00	101.84	87.30	72.66	57.94	43.79	29.69	15.16	2:26.41	
		Speed (m/s)	14.30	12.64	12.38	13.76	13.66	13.59	14.13	14.18	13.76	13.19	13.52	
		Stride length (m)	6.01	5.73	5.65	5.97	6.02	5.95	6.12	6.13	5.98	5.86	5.94	
		Stride duration (s)	0.418	0.453	0.457	0.434	0.441	0.438	0.433	0.432	0.434	0.444	0.439	
		Stride efficiency (%)	56.36	51.34	49.89	55.64	56.63	55.24	58.44	58.67	55.89	53.69	55.06	
		Stride count	29.97	34.89	35.40	33.52	33.22	33.64	32.71	32.64	33.44	34.12	333.55	

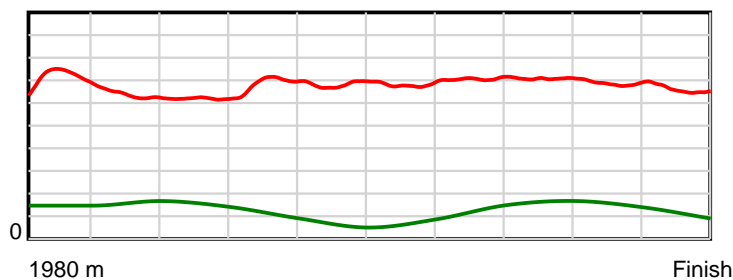
10 m Stride length



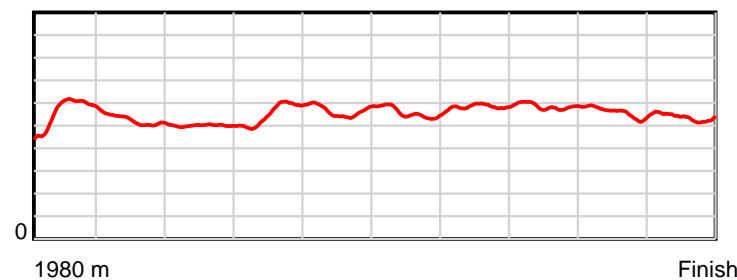
0.6 s Stride duration



20 m/sec Speed



100 % Stride efficiency



Note: Horizontal distance axis grid lines are 200m furlongs.

Disclaimer.

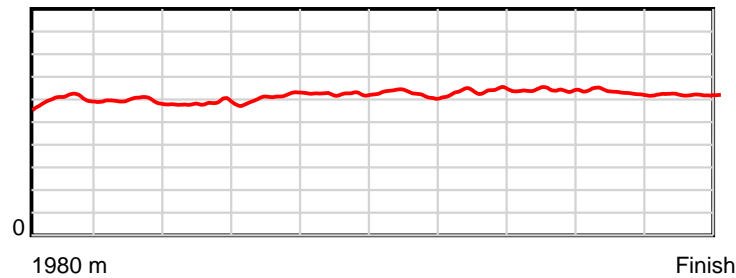
HRNZ and NZMTC and Thoroughbred Ratings Pty Ltd accepts no responsibility for the completeness or accuracy of any of the information contained herein, and makes no representations about its suitability for any particular purpose. Users should make their own judgements about those matters and/or seek independent advice. You assume all risks associated with use of the data provided on this page.

Race Results

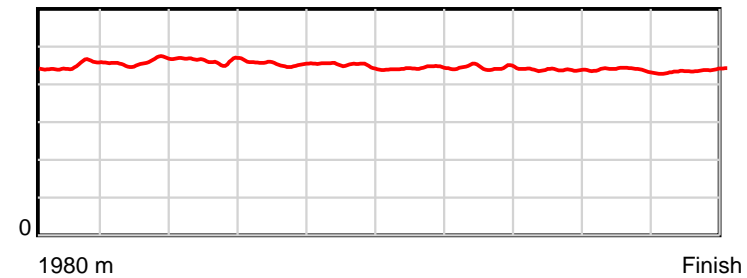
June 11, 2023, Race 9, , Distance 1980m, Addington - Survey 1980m

Result	TAB no.	Horse (Barrier)	1980 to	1800m to	1600m to	1400m to	1200m to	1000m to	800m to	600m to	400m to	200m to	Total or	Margin
5th	13	Press Play (11)	1800m	1600m	1400m	1200m	1000m	800m	600m	400m	200m	WP	Average	
		Position in running (margin)	-	8(9.3)	9(9.6)	9(10.1)	10(14.4)	10(13.2)	10(12.1)	9(11.2)	9(11.3)	10(9.6)		3.60
		Sectional time (s)	14.13	15.87	16.26	14.88	14.58	14.47	13.95	14.07	14.46	13.94		
		Cumulative time (s)	146.61	132.48	116.61	100.35	85.47	70.89	56.42	42.47	28.40	13.94	2:26.61	
		Speed (m/s)	12.74	12.60	12.30	13.44	13.72	13.82	14.34	14.21	13.83	14.35	13.51	
		Stride length (m)	6.01	5.78	5.70	6.11	6.18	6.12	6.38	6.23	6.05	6.28	6.08	
		Stride duration (s)	0.450	0.459	0.463	0.454	0.450	0.443	0.445	0.438	0.438	0.438	0.450	
		Stride efficiency (%)	56.51	52.29	50.79	58.30	59.63	58.56	63.62	60.58	57.24	61.60	57.74	
		Stride count	29.93	34.58	35.08	32.74	32.38	32.67	31.34	32.12	33.04	31.86	325.74	

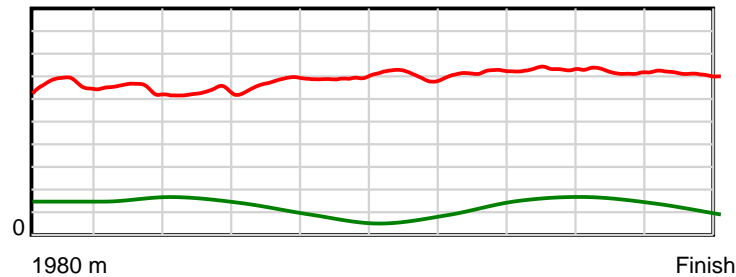
10 m Stride length



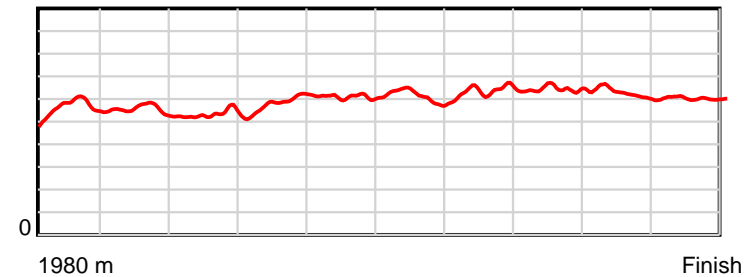
0.6 s Stride duration



20 m/sec Speed



100 % Stride efficiency



Note: Horizontal distance axis grid lines are 200m furlongs.

Disclaimer.

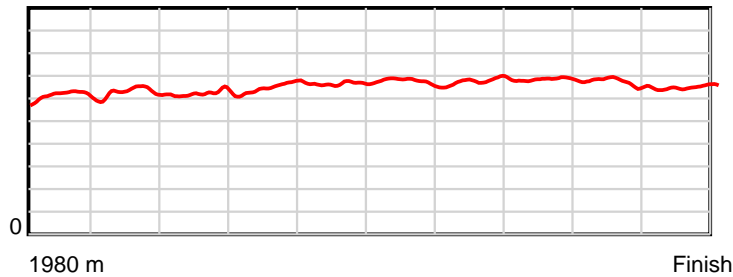
HRNZ and NZMTC and Thoroughbred Ratings Pty Ltd accepts no responsibility for the completeness or accuracy of any of the information contained herein, and makes no representations about its suitability for any particular purpose. Users should make their own judgements about those matters and/or seek independent advice. You assume all risks associated with use of the data provided on this page.

Race Results

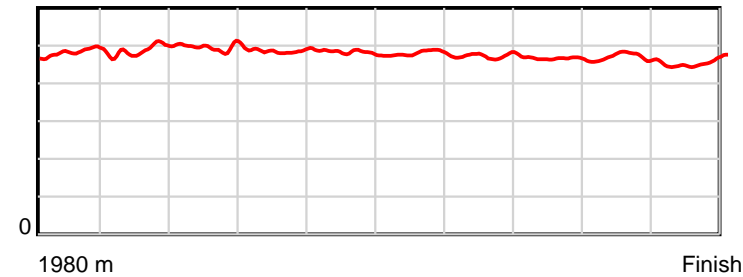
June 11, 2023, Race 9, , Distance 1980m, Addington - Survey 1980m

Result	TAB no.	Horse (Barrier)	1980 to	1800m to	1600m to	1400m to	1200m to	1000m to	800m to	600m to	400m to	200m to	Total or	Margin
6th	6	Kilauea (5)	1800m	1600m	1400m	1200m	1000m	800m	600m	400m	200m	WP	Average	
		Position in running (margin)	-	9(10.5)	10(11.5)	10(11.3)	11(15.4)	11(15.3)	11(14.2)	11(13.4)	11(13.1)	11(10.6)		4.90
		Sectional time (s)	14.34	15.98	16.14	14.84	14.77	14.47	13.98	14.00	14.31	14.01		
		Cumulative time (s)	146.84	132.50	116.52	100.38	85.54	70.77	56.30	42.32	28.32	14.01	2:26.84	
		Speed (m/s)	12.56	12.52	12.39	13.48	13.54	13.82	14.31	14.29	13.98	14.28	13.48	
		Stride length (m)	6.21	6.10	6.15	6.54	6.54	6.62	6.76	6.64	6.55	6.50	6.46	
		Stride duration (s)	0.484	0.488	0.497	0.485	0.482	0.479	0.472	0.465	0.469	0.455	0.479	
		Stride efficiency (%)	60.25	58.20	59.18	66.89	66.75	68.53	71.41	68.92	67.12	66.02	65.16	
		Stride count	28.99	32.77	32.50	30.57	30.60	30.20	29.59	30.12	30.52	30.77	306.63	

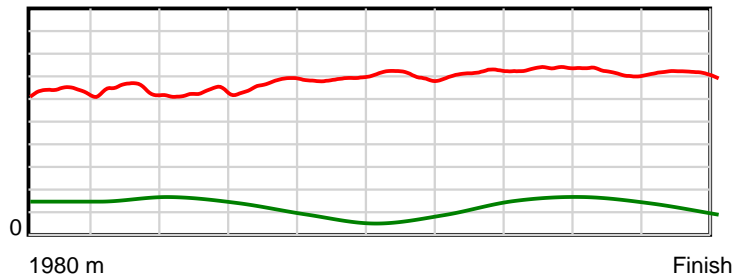
10 m Stride length



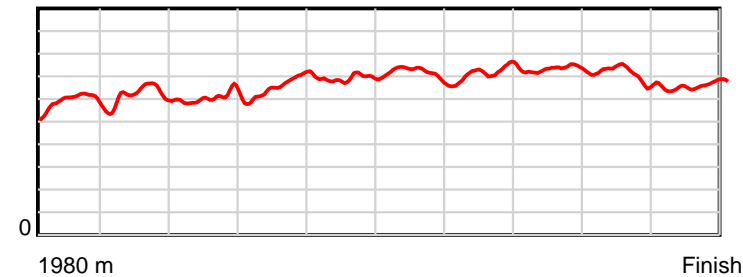
0.6 s Stride duration



20 m/sec Speed



100 % Stride efficiency



Note: Horizontal distance axis grid lines are 200m furlongs.

Disclaimer.

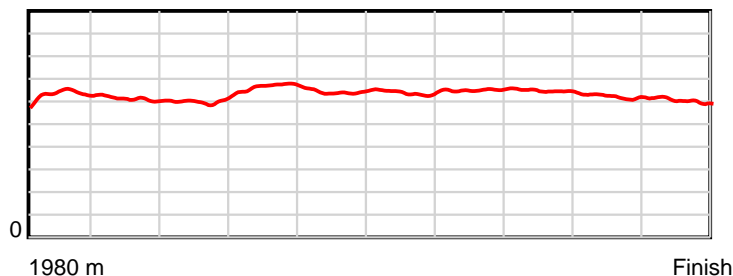
HRNZ and NZMTC and Thoroughbred Ratings Pty Ltd accepts no responsibility for the completeness or accuracy of any of the information contained herein, and makes no representations about its suitability for any particular purpose. Users should make their own judgements about those matters and/or seek independent advice. You assume all risks associated with use of the data provided on this page.

Race Results

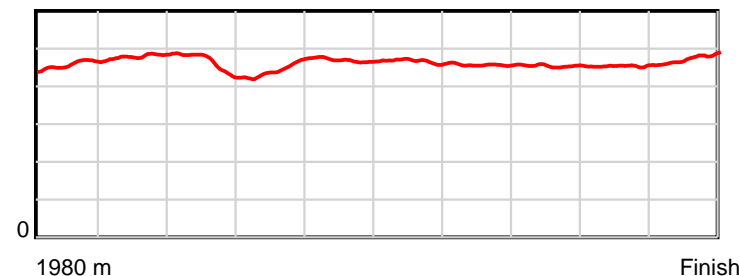
June 11, 2023, Race 9, , Distance 1980m, Addington - Survey 1980m

Result	TAB no.	Horse (Barrier)	1980 to	1800m to	1600m to	1400m to	1200m to	1000m to	800m to	600m to	400m to	200m to	Total or	Margin
7th	12	Woodlea Jewel (10)	1800m	1600m	1400m	1200m	1000m	800m	600m	400m	200m	WP	Average	
		Position in running (margin)	-	6(5.9)	7(7.0)	5(4.3)	1(0.0)	1(0.0)	1(0.0)	1(0.0)	1(0.0)	1(0.0)		5.20
		Sectional time (s)	13.56	16.00	15.72	13.45	14.77	14.65	14.11	14.05	14.74	15.85		
		Cumulative time (s)	146.90	133.34	117.34	101.62	88.17	73.40	58.75	44.64	30.59	15.85	2:26.90	
		Speed (m/s)	13.28	12.50	12.72	14.87	13.54	13.65	14.17	14.23	13.57	12.62	13.48	
		Stride length (m)	6.32	5.99	5.87	6.63	6.35	6.36	6.47	6.46	6.16	5.99	6.25	
		Stride duration (s)	0.459	0.479	0.462	0.446	0.469	0.466	0.457	0.453	0.454	0.475	0.464	
		Stride efficiency (%)	62.46	56.04	53.92	68.75	63.02	63.22	65.47	65.11	59.30	56.01	61.06	
		Stride count	28.47	33.40	34.05	30.15	31.49	31.44	30.90	30.98	32.47	33.41	316.76	

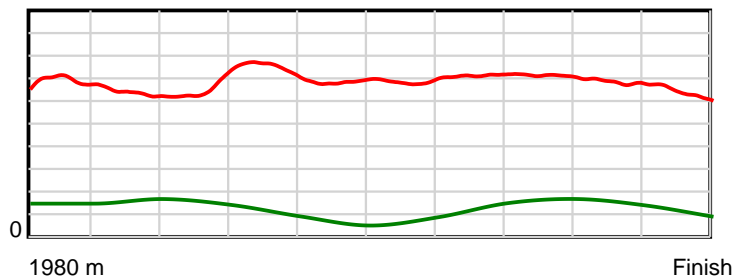
10 m Stride length



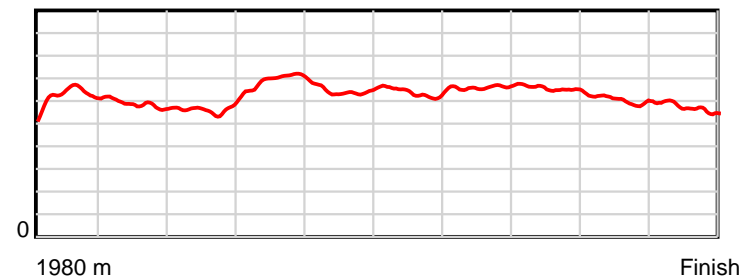
0.6 s Stride duration



20 m/sec Speed



100 % Stride efficiency



Note: Horizontal distance axis grid lines are 200m furlongs.

Disclaimer.

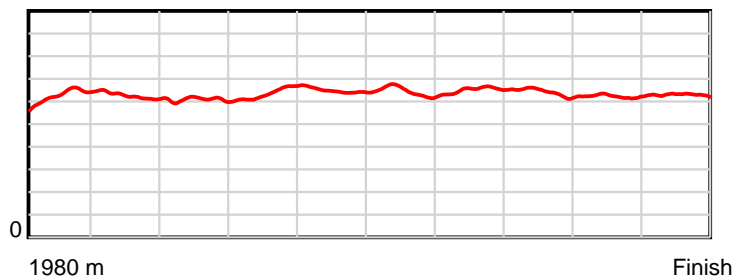
HRNZ and NZMTC and Thoroughbred Ratings Pty Ltd accepts no responsibility for the completeness or accuracy of any of the information contained herein, and makes no representations about its suitability for any particular purpose. Users should make their own judgements about those matters and/or seek independent advice. You assume all risks associated with use of the data provided on this page.

Race Results

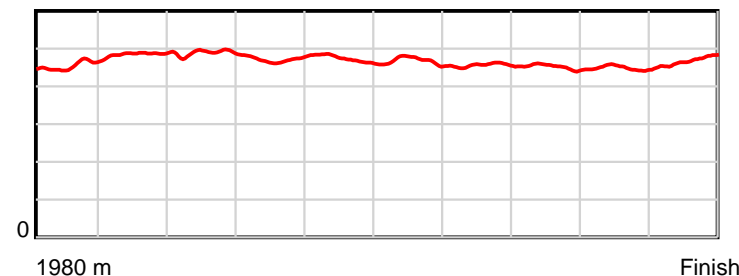
June 11, 2023, Race 9, , Distance 1980m, Addington - Survey 1980m

Result	TAB no.	Horse (Barrier)	1980 to	1800m to	1600m to	1400m to	1200m to	1000m to	800m to	600m to	400m to	200m to	Total or	Margin
8th	11	Terror Eyes (9)	1800m	1600m	1400m	1200m	1000m	800m	600m	400m	200m	WP	Average	
		Position in running (margin)	-	4(4.7)	3(4.1)	4(4.3)	5(8.2)	5(7.4)	5(6.9)	5(6.4)	4(7.6)	6(6.2)		5.50
		Sectional time (s)	13.29	15.72	16.20	14.82	14.63	14.59	14.02	14.25	14.50	14.93		
		Cumulative time (s)	146.95	133.66	117.94	101.74	86.92	72.29	57.70	43.68	29.43	14.93	2:26.95	
		Speed (m/s)	13.55	12.72	12.35	13.50	13.67	13.71	14.27	14.04	13.79	13.40	13.47	
		Stride length (m)	6.36	6.18	6.03	6.37	6.46	6.41	6.50	6.34	6.18	6.28	6.31	
		Stride duration (s)	0.456	0.486	0.489	0.472	0.473	0.468	0.456	0.451	0.448	0.469	0.468	
		Stride efficiency (%)	63.11	59.67	56.82	63.39	65.24	64.25	66.02	62.72	59.75	61.64	62.17	
		Stride count	28.32	32.37	33.17	31.40	30.95	31.19	30.77	31.57	32.34	31.84	313.92	

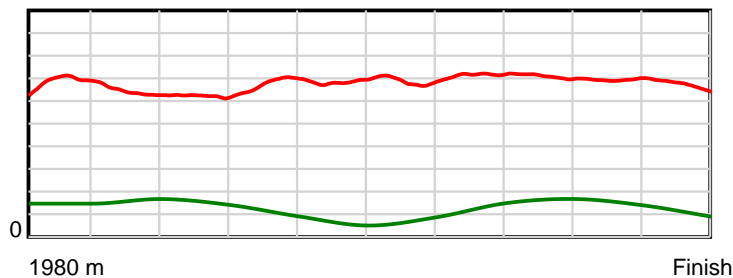
10 m Stride length



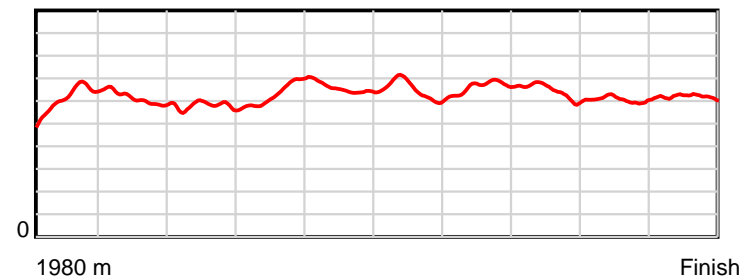
0.6 s Stride duration



20 m/sec Speed



100 % Stride efficiency



Note: Horizontal distance axis grid lines are 200m furlongs.

Disclaimer.

HRNZ and NZMTC and Thoroughbred Ratings Pty Ltd accepts no responsibility for the completeness or accuracy of any of the information contained herein, and makes no representations about its suitability for any particular purpose. Users should make their own judgements about those matters and/or seek independent advice. You assume all risks associated with use of the data provided on this page.

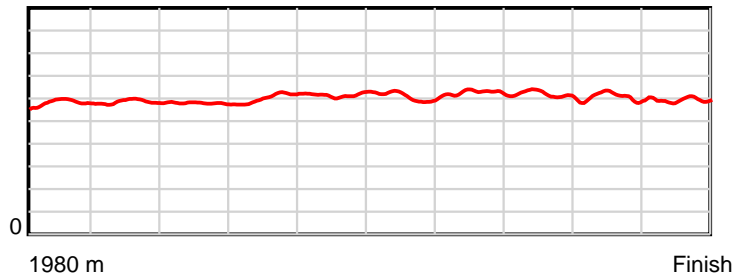


Race Results

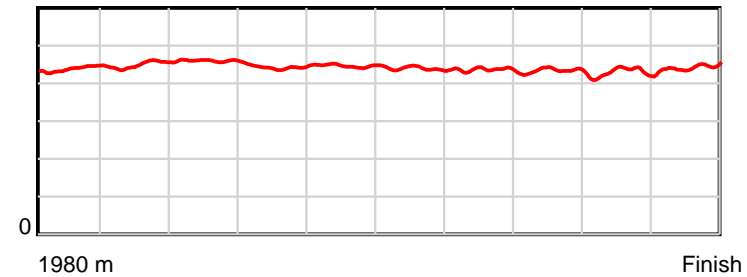
June 11, 2023, Race 9, , Distance 1980m, Addington - Survey 1980m

Result	TAB no.	Horse (Barrier)	1980 to	1800m to	1600m to	1400m to	1200m to	1000m to	800m to	600m to	400m to	200m to	Total or	Margin
9th	5	Ann Sophie (4)	1800m	1600m	1400m	1200m	1000m	800m	600m	400m	200m	WP	Average	
		Position in running (margin)	-	7(7.5)	6(6.4)	7(6.2)	7(10.0)	7(9.5)	8(9.2)	7(8.8)	8(9.2)	8(7.2)		7.30
		Sectional time (s)	13.80	15.64	16.13	14.81	14.67	14.62	14.04	14.11	14.40	15.06		
		Cumulative time (s)	147.28	133.48	117.84	101.71	86.90	72.23	57.61	43.57	29.46	15.06	2:27.28	
		Speed (m/s)	13.05	12.79	12.40	13.50	13.63	13.68	14.25	14.17	13.89	13.28	13.44	
		Stride length (m)	5.77	5.75	5.70	5.98	6.09	6.00	6.22	6.14	5.95	5.90	5.95	
		Stride duration (s)	0.438	0.449	0.460	0.443	0.447	0.439	0.436	0.433	0.428	0.445	0.442	
		Stride efficiency (%)	51.97	51.61	50.83	55.87	57.90	56.32	60.37	58.86	55.35	54.46	55.26	
		Stride count	31.21	34.80	35.07	33.45	32.86	33.31	32.18	32.59	33.60	33.88	332.95	

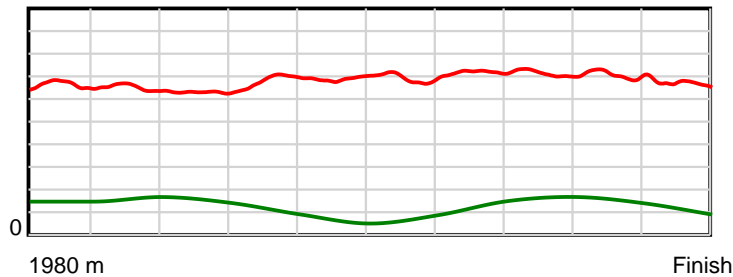
10 m Stride length



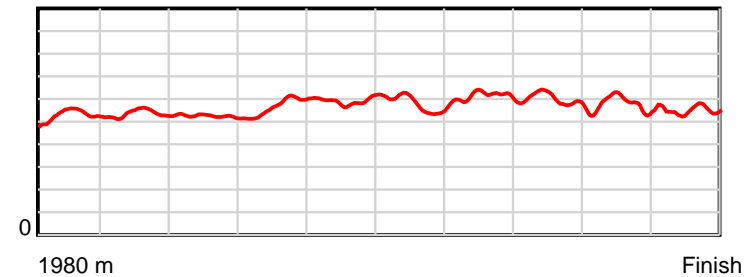
0.6 s Stride duration



20 m/sec Speed



100 % Stride efficiency



Note: Horizontal distance axis grid lines are 200m furlongs.

Disclaimer.

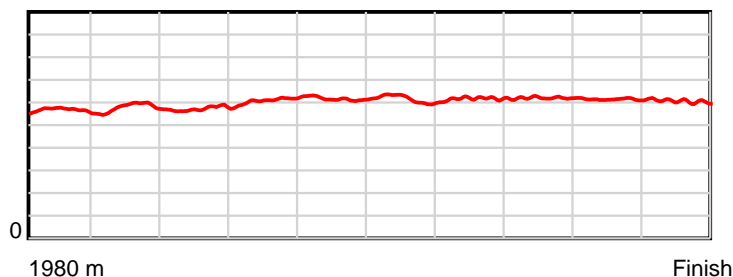
HRNZ and NZMTC and Thoroughbred Ratings Pty Ltd accepts no responsibility for the completeness or accuracy of any of the information contained herein, and makes no representations about its suitability for any particular purpose. Users should make their own judgements about those matters and/or seek independent advice. You assume all risks associated with use of the data provided on this page.

Race Results

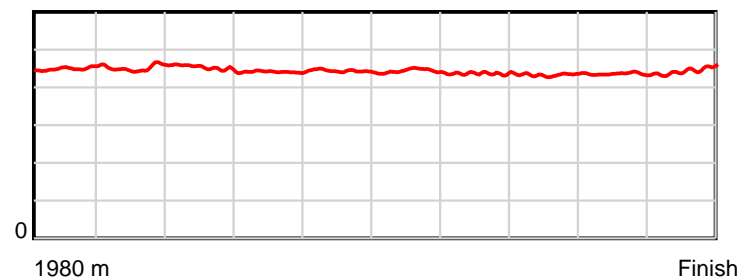
June 11, 2023, Race 9, , Distance 1980m, Addington - Survey 1980m

Result	TAB no.	Horse (Barrier)	1980 to	1800m to	1600m to	1400m to	1200m to	1000m to	800m to	600m to	400m to	200m to	Total or	Margin
10th	8	Carrera Lucia (7)	1800m	1600m	1400m	1200m	1000m	800m	600m	400m	200m	WP	Average	
		Position in running (margin)	-	11(12.1)	11(12.6)	11(11.8)	9(13.7)	9(12.2)	9(11.9)	10(12.0)	10(12.5)	9(8.8)		7.50
		Sectional time (s)	14.68	15.90	16.04	14.49	14.52	14.61	14.12	14.13	14.11	14.71		
		Cumulative time (s)	147.31	132.63	116.73	100.69	86.20	71.68	57.07	42.95	28.82	14.71	2:27.31	
		Speed (m/s)	12.27	12.58	12.47	13.80	13.77	13.69	14.16	14.15	14.17	13.60	13.44	
		Stride length (m)	5.64	5.69	5.63	6.10	6.10	6.07	6.18	6.14	6.17	6.07	5.97	
		Stride duration (s)	0.450	0.452	0.452	0.442	0.443	0.443	0.436	0.434	0.435	0.446	0.444	
		Stride efficiency (%)	49.73	50.54	49.57	58.10	58.24	57.53	59.61	58.90	59.48	57.53	55.76	
		Stride count	31.91	35.17	35.51	32.80	32.76	32.96	32.38	32.58	32.42	32.96	331.45	

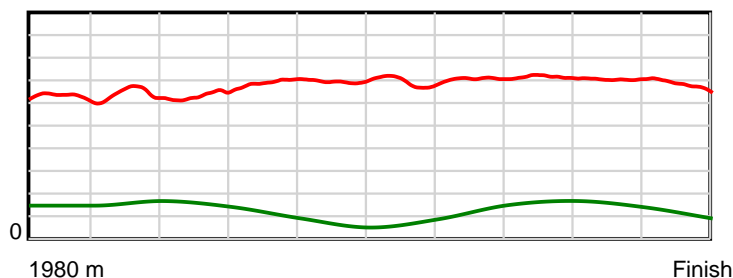
10 m Stride length



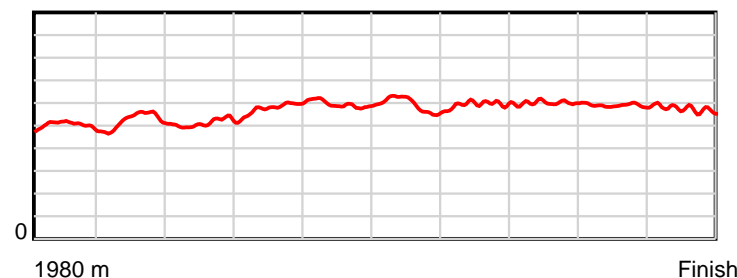
0.6 s Stride duration



20 m/sec Speed



100 % Stride efficiency



Note: Horizontal distance axis grid lines are 200m furlongs.

Disclaimer.

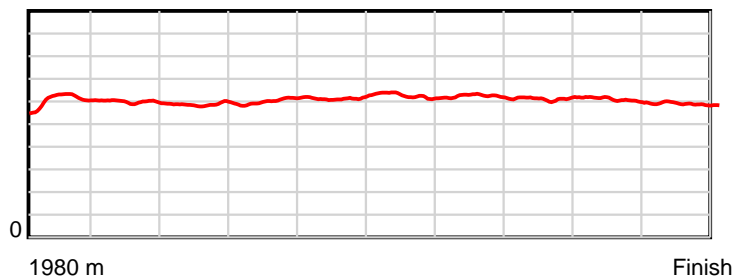
HRNZ and NZMTC and Thoroughbred Ratings Pty Ltd accepts no responsibility for the completeness or accuracy of any of the information contained herein, and makes no representations about its suitability for any particular purpose. Users should make their own judgements about those matters and/or seek independent advice. You assume all risks associated with use of the data provided on this page.

Race Results

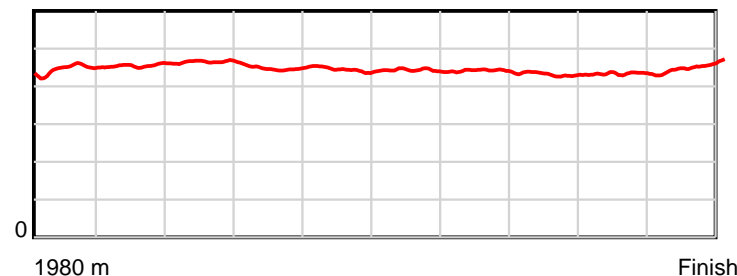
June 11, 2023, Race 9, , Distance 1980m, Addington - Survey 1980m

Result	TAB no.	Horse (Barrier)	1980 to	1800m to	1600m to	1400m to	1200m to	1000m to	800m to	600m to	400m to	200m to	Total or	Margin
11th	7	Tanganyika (6)	1800m	1600m	1400m	1200m	1000m	800m	600m	400m	200m	WP	Average	
		Position in running (margin)	-	5(4.7)	4(4.7)	3(4.2)	4(7.9)	4(6.6)	4(6.2)	4(6.2)	6(8.2)	5(5.9)		7.90
		Sectional time (s)	13.28	15.82	16.07	14.80	14.54	14.60	14.10	14.38	14.36	15.43		
		Cumulative time (s)	147.38	134.10	118.28	102.21	87.41	72.87	58.27	44.17	29.79	15.43	2:27.38	
		Speed (m/s)	13.56	12.64	12.45	13.51	13.76	13.70	14.18	13.91	13.93	12.96	13.44	
		Stride length (m)	6.10	5.75	5.79	6.05	6.11	6.06	6.24	6.00	6.03	5.88	6.00	
		Stride duration (s)	0.446	0.455	0.465	0.448	0.444	0.443	0.440	0.432	0.433	0.453	0.446	
		Stride efficiency (%)	58.22	51.70	52.34	57.23	58.30	57.48	60.93	56.32	56.91	53.95	56.22	
		Stride count	29.49	34.77	34.56	33.05	32.74	32.98	32.03	33.31	33.14	34.04	330.11	

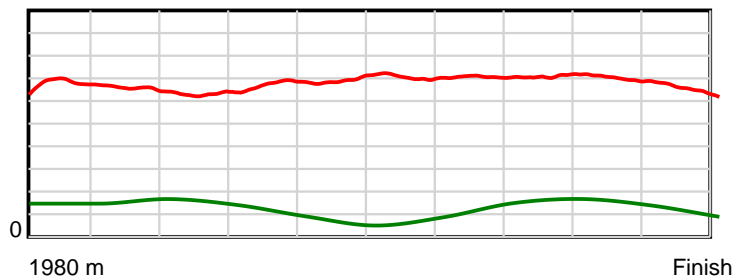
10 m Stride length



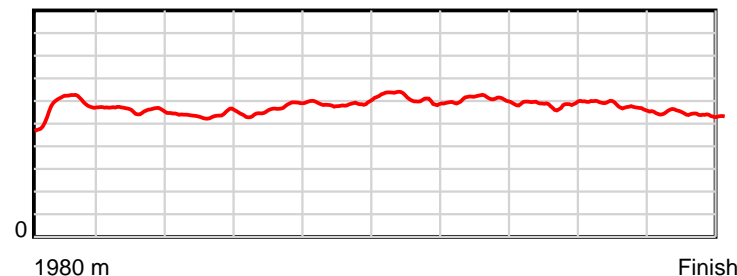
0.6 s Stride duration



20 m/sec Speed



100 % Stride efficiency



Note: Horizontal distance axis grid lines are 200m furlongs.

Disclaimer.

HRNZ and NZMTC and Thoroughbred Ratings Pty Ltd accepts no responsibility for the completeness or accuracy of any of the information contained herein, and makes no representations about its suitability for any particular purpose. Users should make their own judgements about those matters and/or seek independent advice. You assume all risks associated with use of the data provided on this page.