



Race Results

NZ Metropolitan Trotting Club Inc, HRNZ, June 16, 2023

Compilation date: June 16, 2023, 5:54:59 PM (NZST)

Copyright © 2023 HRNZ and NZMTC. All rights reserved.

Trademarks.

StrideMASTER is a registered trademark of Thoroughbred Ratings Pty Ltd.

Disclaimer.

HRNZ and NZMTC and Thoroughbred Ratings Pty Ltd accepts no responsibility for the completeness or accuracy of any of the information contained herein, and makes no representations about its suitability for any particular purpose. Users should make their own judgements about those matters and/or seek independent advice. You assume all risks associated with use of the data provided on this page.



Race Results



June 16, 2023, Race 2, BC PLUMBERS MOBILE PACE, Distance 2600m, Addington - Survey 3200m

Result	TAB no.	Horse (Barrier)	2600 to	2400m to
1st	2	Teds Legacy (2)	2400m	2200m
		Position in running (margin)	-	1(0.0)
		Sectional time (s)	13.29	14.98
		Cumulative time (s)	192.44	179.15
		Speed (m/s)	15.05	13.35
		Stride length (m)	6.43	6.29
		Stride duration (s)	0.426	0.471
		Stride efficiency (%)	64.56	61.92
		Stride count	31.12	31.77

Disclaimer.

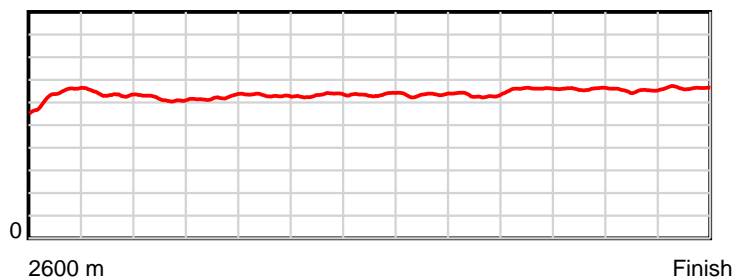
HRNZ and NZMTC and Thoroughbred Ratings Pty Ltd accepts no responsibility for the completeness or accuracy of any of the information contained herein, and makes no representations about its suitability for any particular purpose. Users should make their own judgements about those matters and/or seek independent advice. You assume all risks associated with use of the data provided on this page.

Race Results

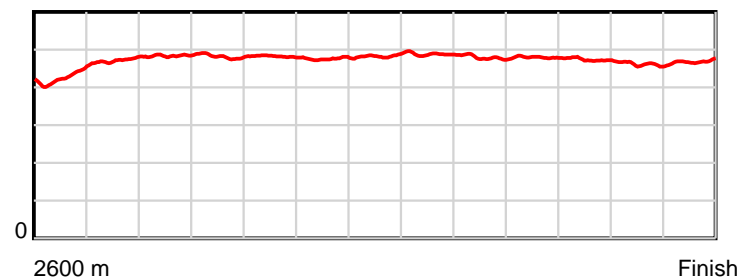
June 16, 2023, Race 2, BC PLUMBERS MOBILE PACE, Distance 2600m, Addington - Survey 3200m

Result	TAB no.	Horse (Barrier)	2200m to	2000m to	1800m to	1600m to	1400m to	1200m to	1000m to	800m to	600m to	400m to	200m to	Total or	Margin
1st	2	Teds Legacy (2)	2000m	1800m	1600m	1400m	1200m	1000m	800m	600m	400m	200m	WP	Average	
		Position in running (margin)	1(0.0)	1(0.0)	1(0.0)	1(0.0)	1(0.0)	1(0.0)	1(0.0)	1(0.0)	1(0.0)	1(0.0)	1(0.0)		0.00
		Sectional time (s)	15.35	15.42	15.20	15.35	15.14	15.61	14.78	14.50	14.33	14.45	14.04		
		Cumulative time (s)	164.17	148.82	133.40	118.20	102.85	87.71	72.10	57.32	42.82	28.49	14.04	3:12.44	
		Speed (m/s)	13.03	12.97	13.16	13.03	13.21	12.81	13.53	13.79	13.96	13.84	14.25	13.51	
		Stride length (m)	6.30	6.26	6.35	6.20	6.38	6.25	6.49	6.61	6.61	6.38	6.68	6.40	
		Stride duration (s)	0.484	0.482	0.482	0.476	0.483	0.488	0.479	0.480	0.473	0.461	0.469	0.474	
		Stride efficiency (%)	62.09	61.15	62.92	60.16	63.60	61.04	65.78	68.35	68.25	63.70	69.79	64.00	
		Stride count	31.73	31.97	31.52	32.23	31.35	32.00	30.82	30.24	30.26	31.32	29.93	406.26	

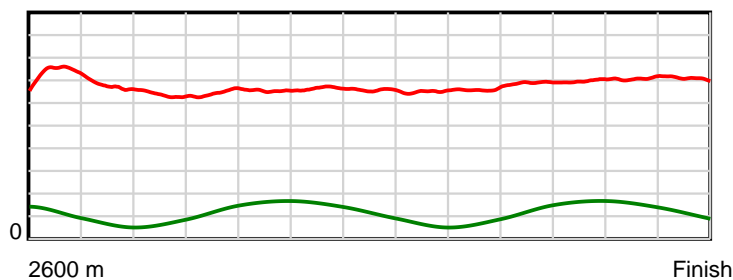
10 m Stride length



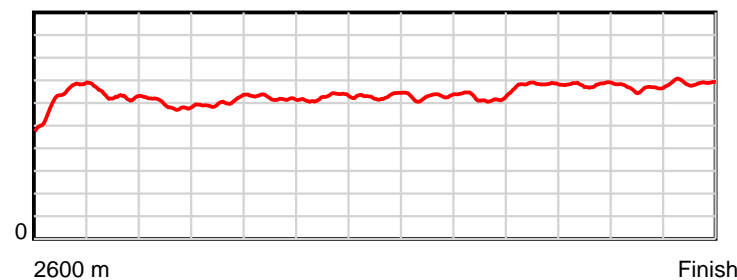
0.6 s Stride duration



20 m/sec Speed



100 % Stride efficiency



Note: Horizontal distance axis grid lines are 200m furlongs.

Disclaimer.

HRNZ and NZMTC and Thoroughbred Ratings Pty Ltd accepts no responsibility for the completeness or accuracy of any of the information contained herein, and makes no representations about its suitability for any particular purpose. Users should make their own judgements about those matters and/or seek independent advice. You assume all risks associated with use of the data provided on this page.



Race Results



June 16, 2023, Race 2, BC PLUMBERS MOBILE PACE, Distance 2600m, Addington - Survey 3200m

Result	TAB no.	Horse (Barrier)	2600 to	2400m to
2nd	8	Bryce's Meddle (8)	2400m	2200m
		Position in running (margin)	-	8(11.1)
		Sectional time (s)	15.11	15.36
		Cumulative time (s)	192.57	177.46
		Speed (m/s)	13.24	13.02
		Stride length (m)	0.00	1333.68
		Stride duration (s)	0.000	102.460
		Stride efficiency (%)	0.00	2779519.00
		Stride count	0.00	0.15

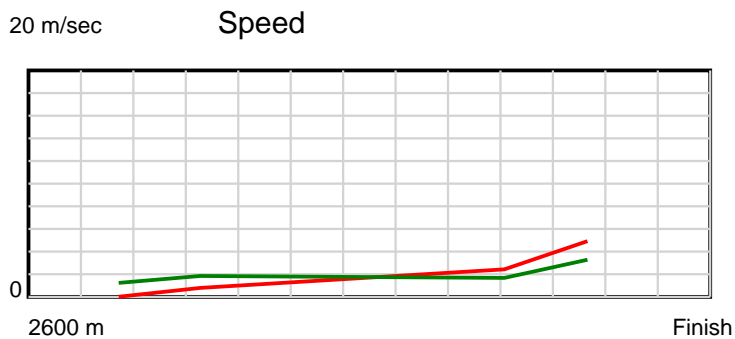
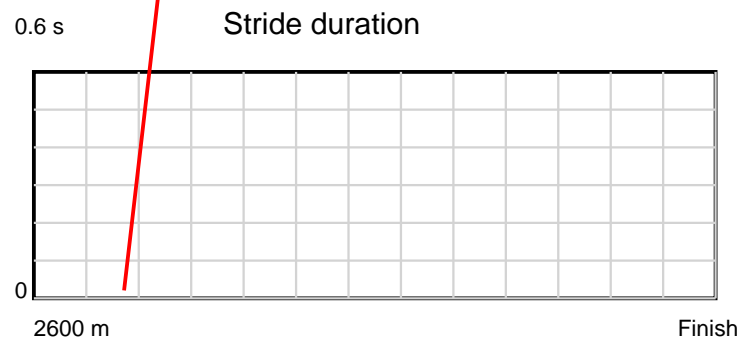
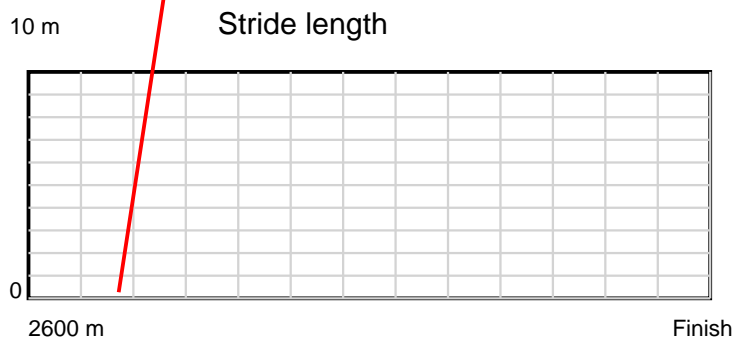
Disclaimer.

HRNZ and NZMTC and Thoroughbred Ratings Pty Ltd accepts no responsibility for the completeness or accuracy of any of the information contained herein, and makes no representations about its suitability for any particular purpose. Users should make their own judgements about those matters and/or seek independent advice. You assume all risks associated with use of the data provided on this page.

Race Results

June 16, 2023, Race 2, BC PLUMBERS MOBILE PACE, Distance 2600m, Addington - Survey 3200m

Result	TAB no.	Horse (Barrier)	2200m to	2000m to	1800m to	1600m to	1400m to	1200m to	1000m to	800m to	600m to	400m to	200m to	Total or	Margin
2nd	8	Bryce's Meddle (8)	2000m	1800m	1600m	1400m	1200m	1000m	800m	600m	400m	200m	WP	Average	
		Position in running (margin)	8(13.4)	8(11.2)	8(9.6)	8(8.2)	8(8.2)	8(8.1)	8(7.1)	8(6.7)	8(5.7)	8(5.2)	5(3.5)		0.70
		Sectional time (s)	14.98	15.16	14.96	15.35	15.11	15.45	14.72	14.34	14.24	14.17	13.62		
		Cumulative time (s)	162.10	147.12	131.96	117.00	101.65	86.54	71.09	56.37	42.03	27.79	13.62	3:12.57	
		Speed (m/s)	13.35	13.19	13.37	13.03	13.24	12.94	13.59	13.95	14.04	14.11	14.68	13.50	
		Stride length (m)	401.32	329.19	314.24	306.23	311.14	304.30	319.39	1185.77	565.80	319.76	332.62	417.34	
		Stride duration (s)	30.066	24.946	23.505	23.505	23.505	23.505	23.505	84.990	40.285	22.651	22.651	30.910	
		Stride efficiency (%)	251675.50	169336.28	154305.27	146540.08	151281.86	144696.23	159405.05	2197177.00	500248.94	159779.62	172883.53	272166.12	
		Stride count	0.50	0.61	0.64	0.65	0.64	0.66	0.63	0.17	0.35	0.63	0.60	6.23	



Note: Horizontal distance axis grid lines are 200m furlongs.

Disclaimer.

HRNZ and NZMTC and Thoroughbred Ratings Pty Ltd accepts no responsibility for the completeness or accuracy of any of the information contained herein, and makes no representations about its suitability for any particular purpose. Users should make their own judgements about those matters and/or seek independent advice. You assume all risks associated with use of the data provided on this page.



Race Results



June 16, 2023, Race 2, BC PLUMBERS MOBILE PACE, Distance 2600m, Addington - Survey 3200m

Result	TAB no.	Horse (Barrier)	2600 to	2400m to
3rd	4	Kingsdown Atom (4)	2400m	2200m
		Position in running (margin)	-	2(1.7)
		Sectional time (s)	13.58	15.50
		Cumulative time (s)	192.75	179.17
		Speed (m/s)	14.73	12.90
		Stride length (m)	6.23	5.92
		Stride duration (s)	0.423	0.459
		Stride efficiency (%)	60.68	54.73
		Stride count	32.10	33.79

Disclaimer.

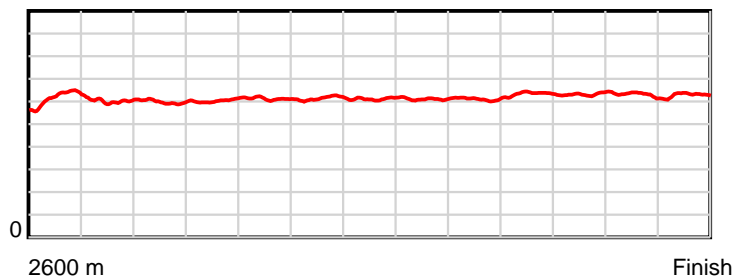
HRNZ and NZMTC and Thoroughbred Ratings Pty Ltd accepts no responsibility for the completeness or accuracy of any of the information contained herein, and makes no representations about its suitability for any particular purpose. Users should make their own judgements about those matters and/or seek independent advice. You assume all risks associated with use of the data provided on this page.

Race Results

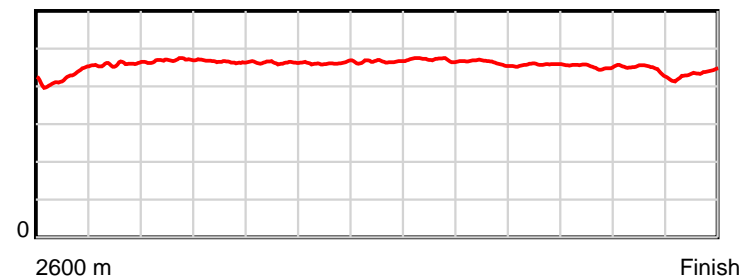
June 16, 2023, Race 2, BC PLUMBERS MOBILE PACE, Distance 2600m, Addington - Survey 3200m

Result	TAB no.	Horse (Barrier)	2200m to	2000m to	1800m to	1600m to	1400m to	1200m to	1000m to	800m to	600m to	400m to	200m to	Total or	Margin
3rd	4	Kingsdown Atom (4)	2000m	1800m	1600m	1400m	1200m	1000m	800m	600m	400m	200m	WP	Average	
		Position in running (margin)	3(4.8)	3(4.6)	4(4.6)	4(3.4)	4(3.8)	5(4.2)	5(3.8)	5(4.1)	5(3.7)	5(3.5)	6(3.5)		1.70
		Sectional time (s)	15.31	15.43	15.00	15.40	15.20	15.55	14.83	14.44	14.29	14.46	13.76		
		Cumulative time (s)	163.67	148.36	132.93	117.93	102.53	87.33	71.78	56.95	42.51	28.22	13.76	3:12.75	
		Speed (m/s)	13.06	12.96	13.33	12.99	13.16	12.86	13.49	13.85	14.00	13.83	14.53	13.49	
		Stride length (m)	6.12	6.04	6.17	5.99	6.12	6.06	6.25	6.34	6.33	6.17	6.29	6.15	
		Stride duration (s)	0.469	0.466	0.463	0.462	0.465	0.471	0.464	0.457	0.453	0.446	0.433	0.456	
		Stride efficiency (%)	58.54	56.93	59.54	56.15	58.59	57.32	61.08	62.75	62.71	59.45	61.91	59.18	
		Stride count	32.68	33.14	32.40	33.36	32.66	33.02	31.99	31.56	31.57	32.43	31.78	422.48	

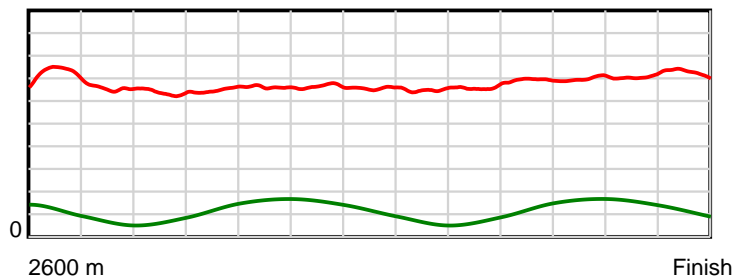
10 m Stride length



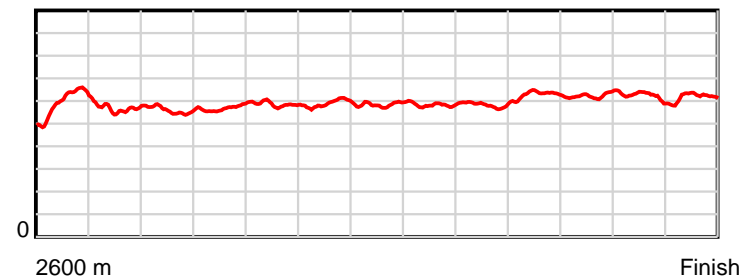
0.6 s Stride duration



20 m/sec Speed



100 % Stride efficiency



Note: Horizontal distance axis grid lines are 200m furlongs.

Disclaimer.

HRNZ and NZMTC and Thoroughbred Ratings Pty Ltd accepts no responsibility for the completeness or accuracy of any of the information contained herein, and makes no representations about its suitability for any particular purpose. Users should make their own judgements about those matters and/or seek independent advice. You assume all risks associated with use of the data provided on this page.



Race Results



June 16, 2023, Race 2, BC PLUMBERS MOBILE PACE, Distance 2600m, Addington - Survey 3200m

Result	TAB no.	Horse (Barrier)	2600 to	2400m to
4th	3	Hayley's Meddl... (3)	2400m	2200m
		Position in running (margin)	-	5(5.1)
		Sectional time (s)	14.26	15.33
		Cumulative time (s)	192.90	178.64
		Speed (m/s)	14.03	13.05
		Stride length (m)	6.05	5.83
		Stride duration (s)	0.424	0.447
		Stride efficiency (%)	57.24	53.04
		Stride count	33.05	34.33

Disclaimer.

HRNZ and NZMTC and Thoroughbred Ratings Pty Ltd accepts no responsibility for the completeness or accuracy of any of the information contained herein, and makes no representations about its suitability for any particular purpose. Users should make their own judgements about those matters and/or seek independent advice. You assume all risks associated with use of the data provided on this page.

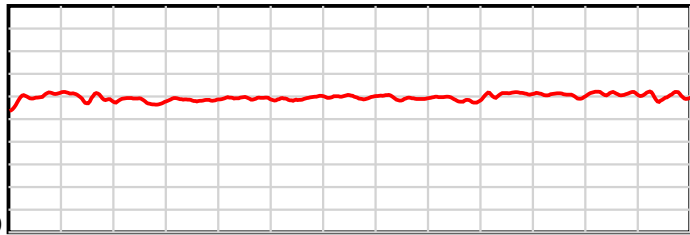
Race Results

June 16, 2023, Race 2, BC PLUMBERS MOBILE PACE, Distance 2600m, Addington - Survey 3200m

Result	TAB no.	Horse (Barrier)	2200m to	2000m to	1800m to	1600m to	1400m to	1200m to	1000m to	800m to	600m to	400m to	200m to	Total or	Margin
4th	3	Hayley's Meddl... (3)	2000m	1800m	1600m	1400m	1200m	1000m	800m	600m	400m	200m	WP	Average	
		Position in running (margin)	5(7.2)	6(7.2)	6(7.1)	7(6.9)	7(6.6)	7(6.5)	7(6.0)	7(6.6)	7(5.7)	7(5.1)	8(4.5)		2.60
		Sectional time (s)	15.35	15.41	15.16	15.30	15.11	15.53	14.87	14.36	14.23	14.35	13.64		
		Cumulative time (s)	163.31	147.96	132.55	117.39	102.09	86.98	71.45	56.58	42.22	27.99	13.64	3:12.90	
		Speed (m/s)	13.03	12.98	13.19	13.07	13.24	12.88	13.45	13.93	14.05	13.94	14.66	13.48	
		Stride length (m)	5.90	5.85	5.90	5.80	5.99	5.86	6.00	6.12	6.06	5.84	6.08	5.94	
		Stride duration (s)	0.453	0.451	0.447	0.444	0.453	0.455	0.446	0.440	0.431	0.419	0.415	0.441	
		Stride efficiency (%)	54.34	53.49	54.36	52.65	56.09	53.69	56.31	58.60	57.40	53.33	57.86	55.20	
		Stride count	33.91	34.19	33.91	34.46	33.38	34.12	33.32	32.66	33.00	34.24	32.87	437.44	

10 m

Stride length

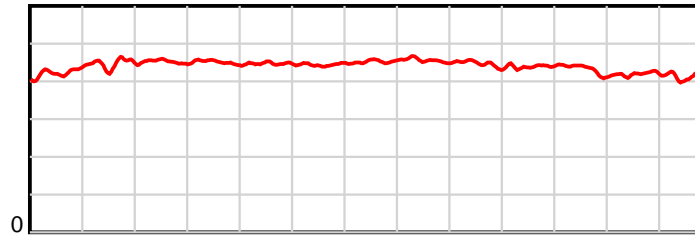


2600 m

Finish

0.6 s

Stride duration

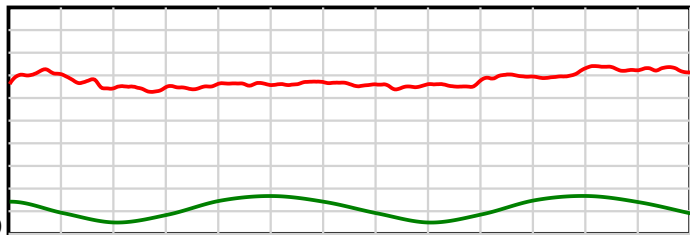


2600 m

Finish

20 m/sec

Speed

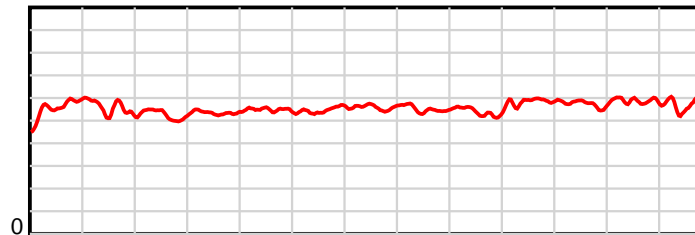


2600 m

Finish

100 %

Stride efficiency



2600 m

Finish

Note: Horizontal distance axis grid lines are 200m furlongs.

Disclaimer.

HRNZ and NZMTC and Thoroughbred Ratings Pty Ltd accepts no responsibility for the completeness or accuracy of any of the information contained herein, and makes no representations about its suitability for any particular purpose. Users should make their own judgements about those matters and/or seek independent advice. You assume all risks associated with use of the data provided on this page.



Race Results



June 16, 2023, Race 2, BC PLUMBERS MOBILE PACE, Distance 2600m, Addington - Survey 3200m

Result	TAB no.	Horse (Barrier)	2600 to	2400m to
5th	7	Ferneti (7)	2400m	2200m
		Position in running (margin)	-	7(8.3)
		Sectional time (s)	14.60	15.50
		Cumulative time (s)	192.92	178.32
		Speed (m/s)	13.70	12.90
		Stride length (m)	6.01	5.82
		Stride duration (s)	0.440	0.451
		Stride efficiency (%)	56.42	52.88
		Stride count	33.28	34.38

Disclaimer.

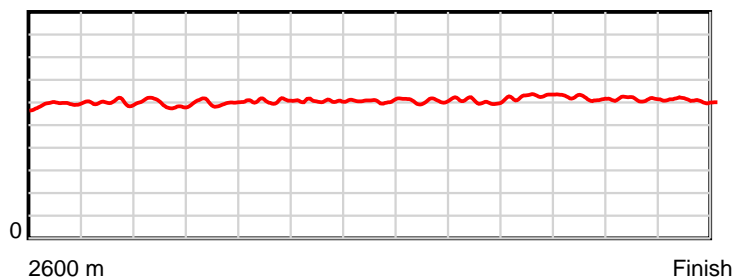
HRNZ and NZMTC and Thoroughbred Ratings Pty Ltd accepts no responsibility for the completeness or accuracy of any of the information contained herein, and makes no representations about its suitability for any particular purpose. Users should make their own judgements about those matters and/or seek independent advice. You assume all risks associated with use of the data provided on this page.

Race Results

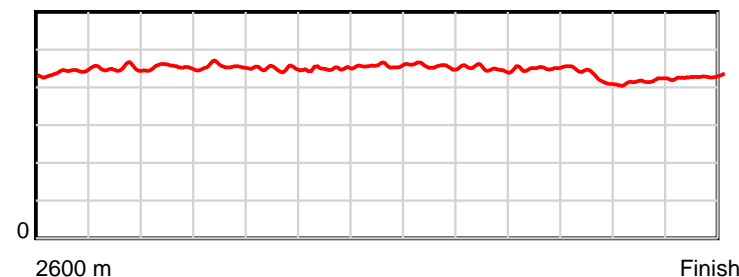
June 16, 2023, Race 2, BC PLUMBERS MOBILE PACE, Distance 2600m, Addington - Survey 3200m

Result	TAB no.	Horse (Barrier)	2200m to	2000m to	1800m to	1600m to	1400m to	1200m to	1000m to	800m to	600m to	400m to	200m to	Total or	Margin
5th	7	Ferneti (7)	2000m	1800m	1600m	1400m	1200m	1000m	800m	600m	400m	200m	WP	Average	
		Position in running (margin)	7(11.5)	7(9.8)	7(8.0)	6(6.5)	6(6.6)	6(5.8)	6(5.2)	6(5.4)	6(4.5)	6(3.5)	3(2.9)		2.70
		Sectional time (s)	15.06	15.12	14.96	15.36	15.01	15.51	14.81	14.34	14.17	14.34	14.14		
		Cumulative time (s)	162.82	147.76	132.64	117.68	102.32	87.31	71.80	56.99	42.65	28.48	14.14	3:12.92	
		Speed (m/s)	13.28	13.23	13.37	13.02	13.32	12.89	13.50	13.95	14.11	13.95	14.14	13.48	
		Stride length (m)	6.02	6.03	6.01	5.84	6.09	5.88	6.07	6.29	6.04	5.83	6.06	6.00	
		Stride duration (s)	0.454	0.456	0.450	0.449	0.457	0.456	0.449	0.451	0.428	0.418	0.428	0.445	
		Stride efficiency (%)	56.72	56.73	56.47	53.33	58.02	54.10	57.49	61.74	56.96	53.05	57.43	56.18	
		Stride count	33.20	33.19	33.27	34.24	32.82	33.99	32.97	31.82	33.13	34.33	32.99	433.61	

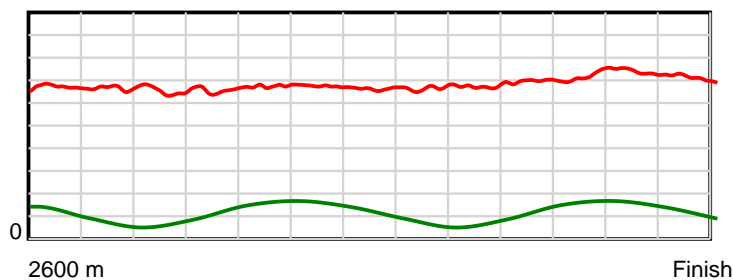
10 m Stride length



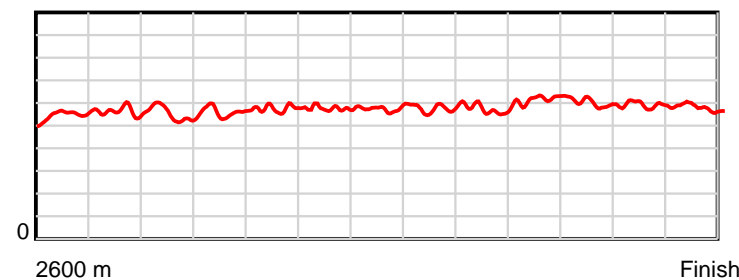
0.6 s Stride duration



20 m/sec Speed



100 % Stride efficiency



Note: Horizontal distance axis grid lines are 200m furlongs.

Disclaimer.

HRNZ and NZMTC and Thoroughbred Ratings Pty Ltd accepts no responsibility for the completeness or accuracy of any of the information contained herein, and makes no representations about its suitability for any particular purpose. Users should make their own judgements about those matters and/or seek independent advice. You assume all risks associated with use of the data provided on this page.



Race Results



June 16, 2023, Race 2, BC PLUMBERS MOBILE PACE, Distance 2600m, Addington - Survey 3200m

Result	TAB no.	Horse (Barrier)	2600 to	2400m to
6th	5	Smokin Annie (5)	2400m	2200m
		Position in running (margin)	-	6(7.0)
		Sectional time (s)	14.40	15.25
		Cumulative time (s)	193.19	178.79
		Speed (m/s)	13.89	13.11
		Stride length (m)	6.03	5.89
		Stride duration (s)	0.437	0.449
		Stride efficiency (%)	56.88	54.19
		Stride count	33.15	33.96

Disclaimer.

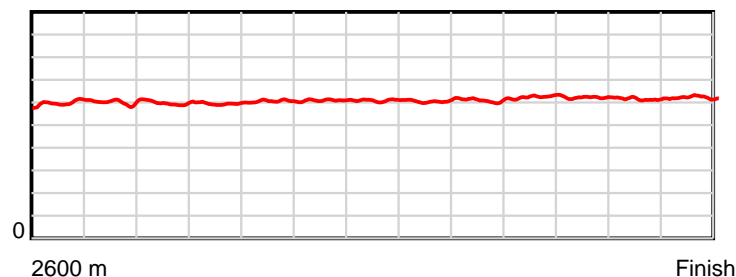
HRNZ and NZMTC and Thoroughbred Ratings Pty Ltd accepts no responsibility for the completeness or accuracy of any of the information contained herein, and makes no representations about its suitability for any particular purpose. Users should make their own judgements about those matters and/or seek independent advice. You assume all risks associated with use of the data provided on this page.

Race Results

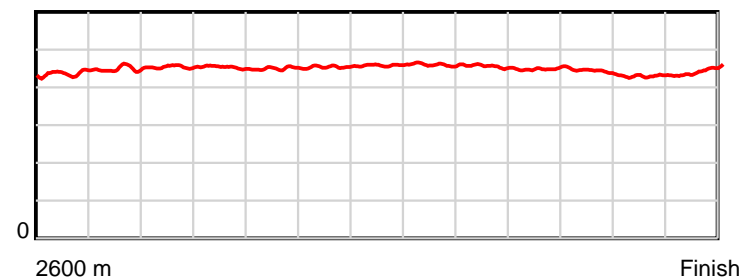
June 16, 2023, Race 2, BC PLUMBERS MOBILE PACE, Distance 2600m, Addington - Survey 3200m

Result	TAB no.	Horse (Barrier)	2200m to	2000m to	1800m to	1600m to	1400m to	1200m to	1000m to	800m to	600m to	400m to	200m to	Total or	Margin
6th	5	Smokin Annie (5)	2000m	1800m	1600m	1400m	1200m	1000m	800m	600m	400m	200m	WP	Average	
		Position in running (margin)	6(8.7)	5(7.0)	5(5.8)	5(4.4)	5(4.6)	4(4.1)	4(3.5)	4(3.4)	4(2.5)	4(2.4)	4(2.9)		4.20
		Sectional time (s)	15.08	15.22	14.96	15.39	15.05	15.51	14.77	14.35	14.31	14.53	14.37		
		Cumulative time (s)	163.54	148.46	133.24	118.28	102.89	87.84	72.33	57.56	43.21	28.90	14.37	3:13.19	
		Speed (m/s)	13.26	13.14	13.37	13.00	13.29	12.89	13.54	13.94	13.98	13.76	13.92	13.46	
		Stride length (m)	6.02	5.96	6.01	5.90	6.09	5.93	6.16	6.26	6.18	5.91	6.19	6.04	
		Stride duration (s)	0.454	0.453	0.450	0.454	0.459	0.460	0.455	0.449	0.443	0.430	0.445	0.449	
		Stride efficiency (%)	56.66	55.44	56.52	54.40	58.02	55.01	59.38	61.20	59.77	54.59	59.84	57.00	
		Stride count	33.21	33.58	33.26	33.90	32.82	33.71	32.45	31.96	32.34	33.84	32.32	430.50	

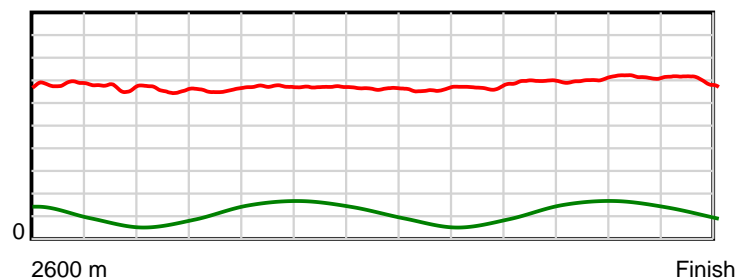
10 m Stride length



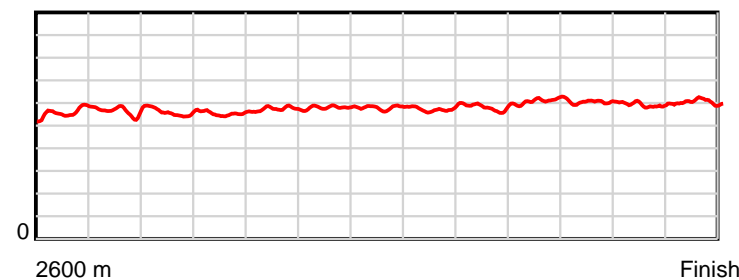
0.6 s Stride duration



20 m/sec Speed



100 % Stride efficiency



Note: Horizontal distance axis grid lines are 200m furlongs.

Disclaimer.

HRNZ and NZMTC and Thoroughbred Ratings Pty Ltd accepts no responsibility for the completeness or accuracy of any of the information contained herein, and makes no representations about its suitability for any particular purpose. Users should make their own judgements about those matters and/or seek independent advice. You assume all risks associated with use of the data provided on this page.



Race Results



June 16, 2023, Race 2, BC PLUMBERS MOBILE PACE, Distance 2600m, Addington - Survey 3200m

Result	TAB no.	Horse (Barrier)	2600 to	2400m to
7th	1	Ron McKinley (1)	2400m	2200m
		Position in running (margin)	-	4(2.9)
		Sectional time (s)	13.62	15.01
		Cumulative time (s)	193.65	180.03
		Speed (m/s)	14.69	13.32
		Stride length (m)	6.13	6.04
		Stride duration (s)	0.420	0.454
		Stride efficiency (%)	58.64	57.10
		Stride count	32.65	33.09

Disclaimer.

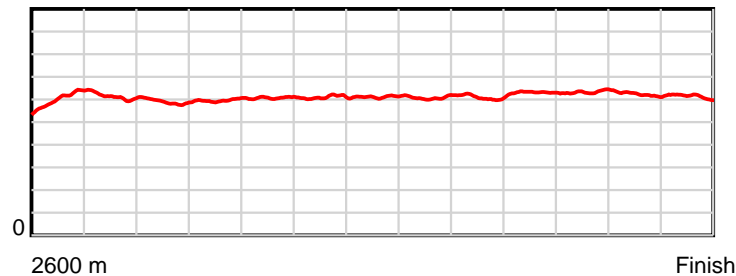
HRNZ and NZMTC and Thoroughbred Ratings Pty Ltd accepts no responsibility for the completeness or accuracy of any of the information contained herein, and makes no representations about its suitability for any particular purpose. Users should make their own judgements about those matters and/or seek independent advice. You assume all risks associated with use of the data provided on this page.

Race Results

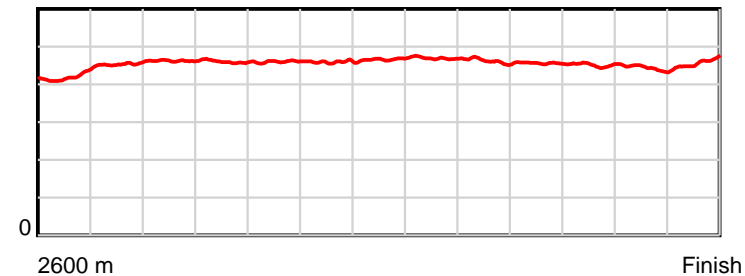
June 16, 2023, Race 2, BC PLUMBERS MOBILE PACE, Distance 2600m, Addington - Survey 3200m

Result	TAB no.	Horse (Barrier)	2200m to	2000m to	1800m to	1600m to	1400m to	1200m to	1000m to	800m to	600m to	400m to	200m to	Total or	Margin
7th	1	Ron McKinley (1)	2000m	1800m	1600m	1400m	1200m	1000m	800m	600m	400m	200m	WP	Average	
		Position in running (margin)	2(3.1)	2(3.0)	2(2.6)	2(2.1)	2(2.4)	3(2.4)	3(2.2)	3(2.5)	3(2.0)	3(1.9)	2(2.5)		6.70
		Sectional time (s)	15.32	15.36	15.11	15.40	15.14	15.59	14.82	14.42	14.31	14.55	15.00		
		Cumulative time (s)	165.02	149.70	134.34	119.23	103.83	88.69	73.10	58.28	43.86	29.55	15.00	3:13.65	
		Speed (m/s)	13.05	13.02	13.24	12.99	13.21	12.83	13.50	13.87	13.98	13.75	13.33	13.43	
		Stride length (m)	6.03	5.99	6.09	5.96	6.16	6.03	6.23	6.32	6.31	6.09	6.12	6.11	
		Stride duration (s)	0.462	0.460	0.460	0.459	0.466	0.470	0.462	0.456	0.452	0.443	0.459	0.455	
		Stride efficiency (%)	56.85	56.11	58.00	55.55	59.31	56.75	60.61	62.51	62.25	58.04	58.46	58.41	
		Stride count	33.16	33.38	32.83	33.55	32.46	33.19	32.11	31.62	31.69	32.82	32.70	425.25	

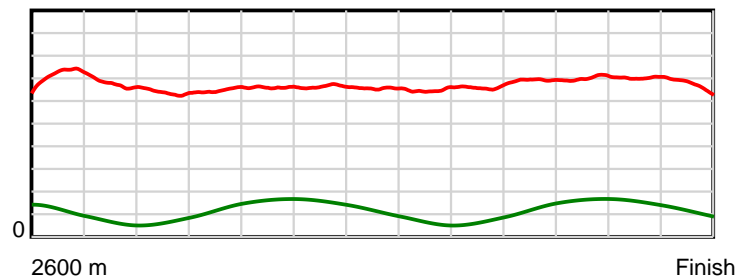
10 m Stride length



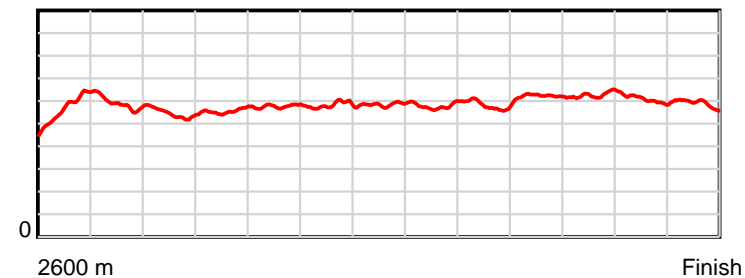
0.6 s Stride duration



20 m/sec Speed



100 % Stride efficiency



Note: Horizontal distance axis grid lines are 200m furlongs.

Disclaimer.

HRNZ and NZMTC and Thoroughbred Ratings Pty Ltd accepts no responsibility for the completeness or accuracy of any of the information contained herein, and makes no representations about its suitability for any particular purpose. Users should make their own judgements about those matters and/or seek independent advice. You assume all risks associated with use of the data provided on this page.



Race Results



June 16, 2023, Race 2, BC PLUMBERS MOBILE PACE, Distance 2600m, Addington - Survey 3200m

Result	TAB no.	Horse (Barrier)	2600 to	2400m to
8th	6	Franco Cornel (6)	2400m	2200m
		Position in running (margin)	-	3(2.9)
		Sectional time (s)	13.92	15.65
		Cumulative time (s)	194.50	180.58
		Speed (m/s)	14.37	12.78
		Stride length (m)	6.11	5.72
		Stride duration (s)	0.420	0.448
		Stride efficiency (%)	58.35	51.17
		Stride count	32.73	34.95

Disclaimer.

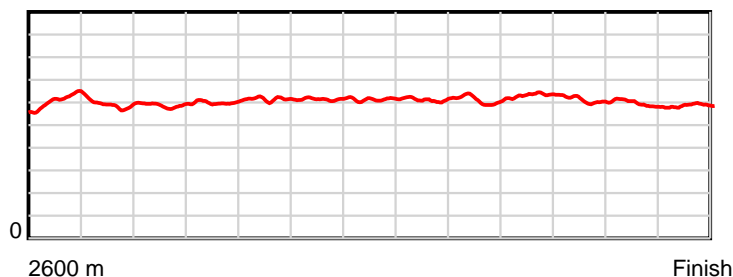
HRNZ and NZMTC and Thoroughbred Ratings Pty Ltd accepts no responsibility for the completeness or accuracy of any of the information contained herein, and makes no representations about its suitability for any particular purpose. Users should make their own judgements about those matters and/or seek independent advice. You assume all risks associated with use of the data provided on this page.

Race Results

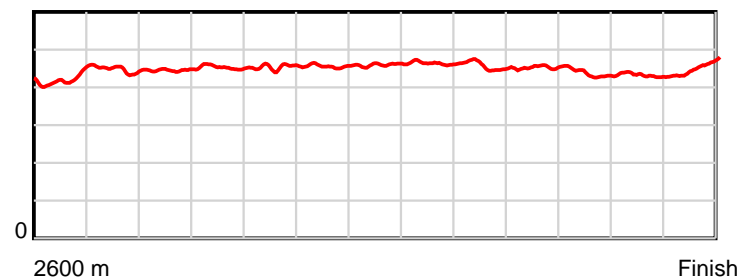
June 16, 2023, Race 2, BC PLUMBERS MOBILE PACE, Distance 2600m, Addington - Survey 3200m

Result	TAB no.	Horse (Barrier)	2200m to	2000m to	1800m to	1600m to	1400m to	1200m to	1000m to	800m to	600m to	400m to	200m to	Total or	Margin
8th	6	Franco Cornel (6)	2000m	1800m	1600m	1400m	1200m	1000m	800m	600m	400m	200m	WP	Average	
		Position in running (margin)	4(6.9)	4(5.3)	3(4.3)	3(2.2)	3(3.0)	2(2.1)	2(1.8)	2(1.9)	2(1.0)	2(0.9)	7(3.9)		11.50
		Sectional time (s)	15.09	15.25	14.85	15.48	15.00	15.56	14.80	14.35	14.30	14.96	15.29		
		Cumulative time (s)	164.93	149.84	134.59	119.74	104.26	89.26	73.70	58.90	44.55	30.25	15.29	3:14.50	
		Speed (m/s)	13.25	13.11	13.47	12.92	13.33	12.85	13.51	13.94	13.99	13.37	13.08	13.37	
		Stride length (m)	5.91	5.94	6.12	5.89	6.12	5.96	6.16	6.30	6.09	5.78	5.93	6.00	
		Stride duration (s)	0.446	0.453	0.454	0.456	0.459	0.464	0.456	0.452	0.436	0.432	0.454	0.449	
		Stride efficiency (%)	54.52	55.10	58.50	54.29	58.62	55.56	59.35	62.10	58.03	52.13	54.99	56.24	
		Stride count	33.86	33.68	32.69	33.93	32.65	33.54	32.45	31.73	32.82	34.63	33.72	433.38	

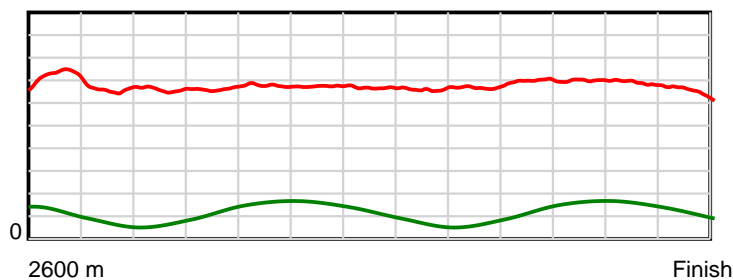
10 m Stride length



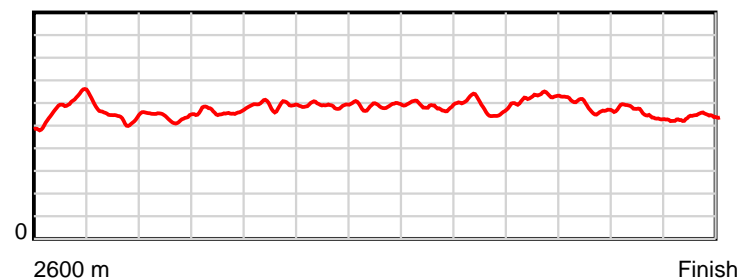
0.6 s Stride duration



20 m/sec Speed



100 % Stride efficiency



Note: Horizontal distance axis grid lines are 200m furlongs.

Disclaimer.

HRNZ and NZMTC and Thoroughbred Ratings Pty Ltd accepts no responsibility for the completeness or accuracy of any of the information contained herein, and makes no representations about its suitability for any particular purpose. Users should make their own judgements about those matters and/or seek independent advice. You assume all risks associated with use of the data provided on this page.