



Race Results

NZ Metropolitan Trotting Club Inc, HRNZ, June 16, 2023

Compilation date: June 16, 2023, 6:25:26 PM (NZST)

Copyright © 2023 HRNZ and NZMTC. All rights reserved.

Trademarks.

StrideMASTER is a registered trademark of Thoroughbred Ratings Pty Ltd.

Disclaimer.

HRNZ and NZMTC and Thoroughbred Ratings Pty Ltd accepts no responsibility for the completeness or accuracy of any of the information contained herein, and makes no representations about its suitability for any particular purpose. Users should make their own judgements about those matters and/or seek independent advice. You assume all risks associated with use of the data provided on this page.



Race Results



June 16, 2023, Race 3, , Distance 2600m, Addington - Survey 3200m

Result	TAB no.	Horse (Barrier)	2600 to	2400m to
1st	3	Stellar Arden (3)	2400m	2200m
		Position in running (margin)	-	2(0.4)
		Sectional time (s)	13.43	14.39
		Cumulative time (s)	192.99	179.56
		Speed (m/s)	14.89	13.90
		Stride length (m)	6.62	6.37
		Stride duration (s)	0.444	0.458
		Stride efficiency (%)	68.48	63.44
		Stride count	30.21	31.39

Disclaimer.

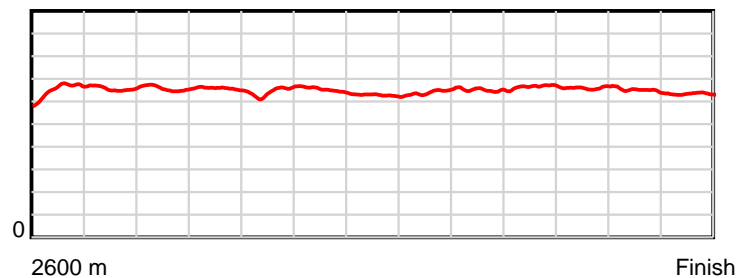
HRNZ and NZMTC and Thoroughbred Ratings Pty Ltd accepts no responsibility for the completeness or accuracy of any of the information contained herein, and makes no representations about its suitability for any particular purpose. Users should make their own judgements about those matters and/or seek independent advice. You assume all risks associated with use of the data provided on this page.

Race Results

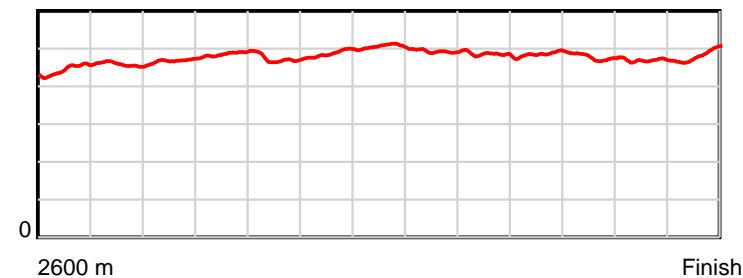
June 16, 2023, Race 3, , Distance 2600m, Addington - Survey 3200m

Result	TAB no.	Horse (Barrier)	2200m to	2000m to	1800m to	1600m to	1400m to	1200m to	1000m to	800m to	600m to	400m to	200m to	Total or	Margin
1st	3	Stellar Arden (3)	2000m	1800m	1600m	1400m	1200m	1000m	800m	600m	400m	200m	WP	Average	
		Position in running (margin)	2(0.2)	2(2.4)	2(1.9)	1(0.0)	1(0.0)	1(0.0)	1(0.0)	1(0.0)	1(0.0)	1(0.0)	1(0.0)		0.00
		Sectional time (s)	14.12	14.85	14.90	15.50	16.20	15.60	14.77	14.67	14.50	14.84	15.22		
		Cumulative time (s)	165.17	151.05	136.20	121.30	105.80	89.60	74.00	59.23	44.56	30.06	15.22	3:12.99	
		Speed (m/s)	14.16	13.47	13.42	12.90	12.35	12.82	13.54	13.63	13.79	13.48	13.14	13.47	
		Stride length (m)	6.63	6.54	6.35	6.30	6.25	6.32	6.56	6.63	6.58	6.33	6.35	6.44	
		Stride duration (s)	0.468	0.486	0.473	0.488	0.506	0.493	0.484	0.486	0.477	0.469	0.483	0.478	
		Stride efficiency (%)	68.69	66.86	62.99	61.93	60.96	62.45	67.25	68.62	67.66	62.55	63.01	64.90	
		Stride count	30.17	30.58	31.50	31.77	32.02	31.64	30.49	30.18	30.39	31.61	31.50	403.45	

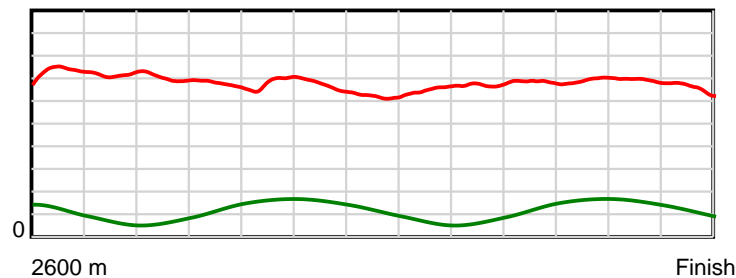
10 m Stride length



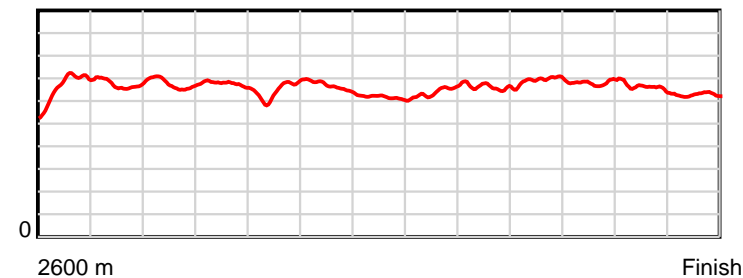
0.6 s Stride duration



20 m/sec Speed



100 % Stride efficiency



Note: Horizontal distance axis grid lines are 200m furlongs.

Disclaimer.

HRNZ and NZMTC and Thoroughbred Ratings Pty Ltd accepts no responsibility for the completeness or accuracy of any of the information contained herein, and makes no representations about its suitability for any particular purpose. Users should make their own judgements about those matters and/or seek independent advice. You assume all risks associated with use of the data provided on this page.



Race Results



June 16, 2023, Race 3, , Distance 2600m, Addington - Survey 3200m

Result	TAB no.	Horse (Barrier)	2600 to	2400m to
2nd	6	Ruby Malone (6)	2400m	2200m
		Position in running (margin)	-	9(8.1)
		Sectional time (s)	14.48	15.44
		Cumulative time (s)	193.01	178.53
		Speed (m/s)	13.81	12.95
		Stride length (m)	6.25	5.85
		Stride duration (s)	0.460	0.452
		Stride efficiency (%)	61.12	53.51
		Stride count	31.98	34.18

Disclaimer.

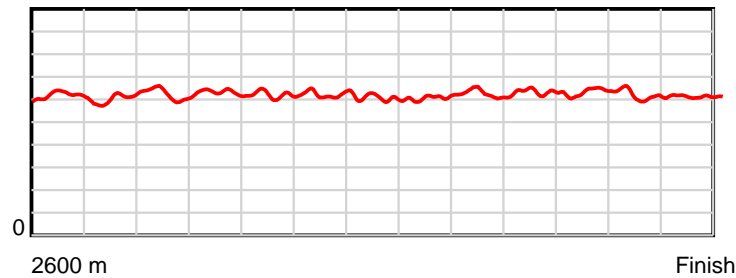
HRNZ and NZMTC and Thoroughbred Ratings Pty Ltd accepts no responsibility for the completeness or accuracy of any of the information contained herein, and makes no representations about its suitability for any particular purpose. Users should make their own judgements about those matters and/or seek independent advice. You assume all risks associated with use of the data provided on this page.

Race Results

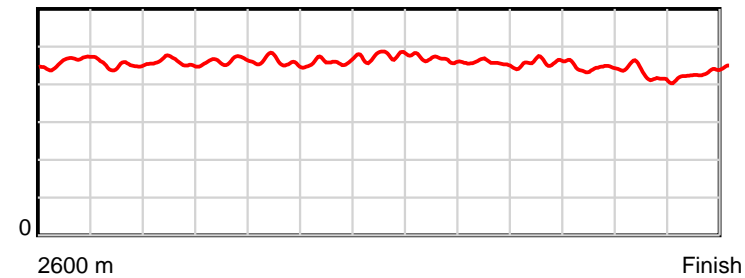
June 16, 2023, Race 3, , Distance 2600m, Addington - Survey 3200m

Result	TAB no.	Horse (Barrier)	2200m to	2000m to	1800m to	1600m to	1400m to	1200m to	1000m to	800m to	600m to	400m to	200m to	Total or	Margin
2nd	6	Ruby Malone (6)	2000m	1800m	1600m	1400m	1200m	1000m	800m	600m	400m	200m	WP	Average	
		Position in running (margin)	9(14.2)	9(20.4)	9(18.3)	9(16.7)	9(15.1)	9(11.9)	9(12.2)	9(11.3)	9(10.5)	8(9.4)	6(7.1)		0.02
		Sectional time (s)	14.78	14.58	14.95	15.25	15.66	15.64	14.63	14.53	14.32	14.46	14.29		
		Cumulative time (s)	163.09	148.31	133.73	118.78	103.53	87.87	72.23	57.60	43.07	28.75	14.29	3:13.01	
		Speed (m/s)	13.53	13.72	13.38	13.11	12.77	12.79	13.67	13.76	13.97	13.83	14.00	13.47	
		Stride length (m)	6.20	6.35	6.14	6.06	6.07	5.96	6.22	6.34	6.17	5.88	6.06	6.12	
		Stride duration (s)	0.458	0.463	0.459	0.462	0.475	0.466	0.455	0.460	0.441	0.425	0.433	0.454	
		Stride efficiency (%)	60.08	63.07	59.00	57.44	57.50	55.56	60.49	62.77	59.40	54.04	57.47	58.46	
		Stride count	32.25	31.48	32.55	32.99	32.97	33.54	32.15	31.56	32.44	34.01	32.98	425.08	

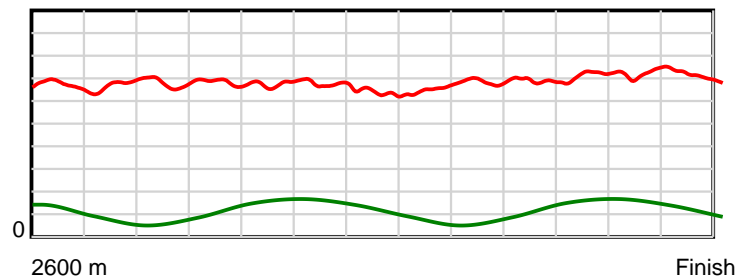
10 m Stride length



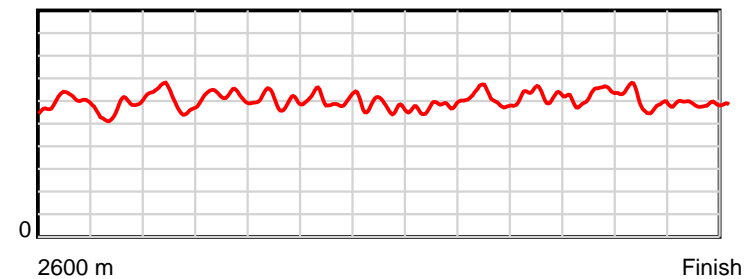
0.6 s Stride duration



20 m/sec Speed



100 % Stride efficiency



Note: Horizontal distance axis grid lines are 200m furlongs.

Disclaimer.

HRNZ and NZMTC and Thoroughbred Ratings Pty Ltd accepts no responsibility for the completeness or accuracy of any of the information contained herein, and makes no representations about its suitability for any particular purpose. Users should make their own judgements about those matters and/or seek independent advice. You assume all risks associated with use of the data provided on this page.



Race Results



June 16, 2023, Race 3, , Distance 2600m, Addington - Survey 3200m

Result	TAB no.	Horse (Barrier)	2600 to	2400m to
3rd	7	Arden's Deligh... (7)	2400m	2200m
		Position in running (margin)	-	4(1.9)
		Sectional time (s)	13.47	15.00
		Cumulative time (s)	193.11	179.64
		Speed (m/s)	14.85	13.33
		Stride length (m)	6.72	6.37
		Stride duration (s)	0.460	0.478
		Stride efficiency (%)	70.58	63.40
		Stride count	29.76	31.40

Disclaimer.

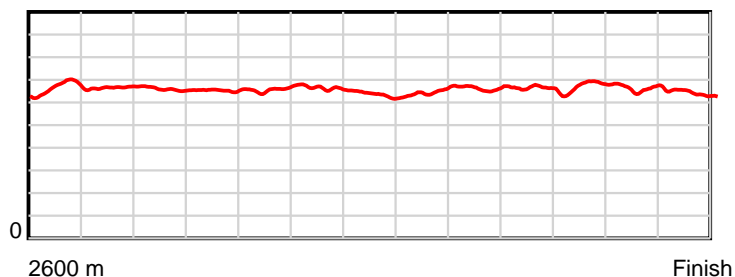
HRNZ and NZMTC and Thoroughbred Ratings Pty Ltd accepts no responsibility for the completeness or accuracy of any of the information contained herein, and makes no representations about its suitability for any particular purpose. Users should make their own judgements about those matters and/or seek independent advice. You assume all risks associated with use of the data provided on this page.

Race Results

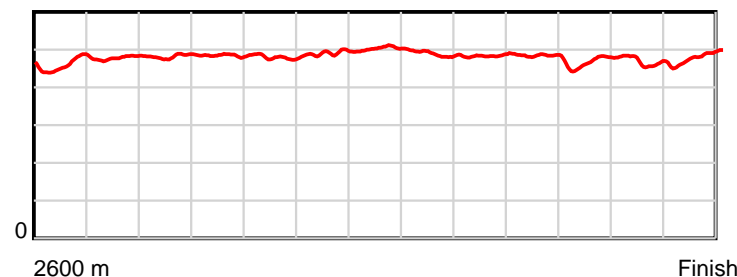
June 16, 2023, Race 3, , Distance 2600m, Addington - Survey 3200m

Result	TAB no.	Horse (Barrier)	2200m to	2000m to	1800m to	1600m to	1400m to	1200m to	1000m to	800m to	600m to	400m to	200m to	Total or	Margin
3rd	7	Arden's Deligh... (7)	2000m	1800m	1600m	1400m	1200m	1000m	800m	600m	400m	200m	WP	Average	
		Position in running (margin)	5(5.3)	4(11.3)	5(10.7)	5(9.3)	5(7.5)	6(5.9)	6(5.4)	6(5.1)	6(4.6)	3(4.1)	2(1.7)		0.70
		Sectional time (s)	14.75	14.83	14.98	15.21	15.94	15.50	14.72	14.59	14.42	14.44	15.26		
		Cumulative time (s)	164.64	149.89	135.06	120.08	104.87	88.93	73.43	58.71	44.12	29.70	15.26	3:13.11	
		Speed (m/s)	13.56	13.49	13.35	13.15	12.55	12.90	13.59	13.71	13.87	13.85	13.11	13.46	
		Stride length (m)	6.53	6.53	6.41	6.46	6.31	6.30	6.58	6.61	6.49	6.45	6.34	6.47	
		Stride duration (s)	0.482	0.484	0.480	0.491	0.503	0.488	0.484	0.482	0.468	0.466	0.484	0.480	
		Stride efficiency (%)	66.71	66.72	64.24	65.19	62.28	62.03	67.60	68.19	65.86	64.97	62.90	65.37	
		Stride count	30.61	30.61	31.19	30.96	31.68	31.74	30.41	30.28	30.81	31.02	31.52	401.99	

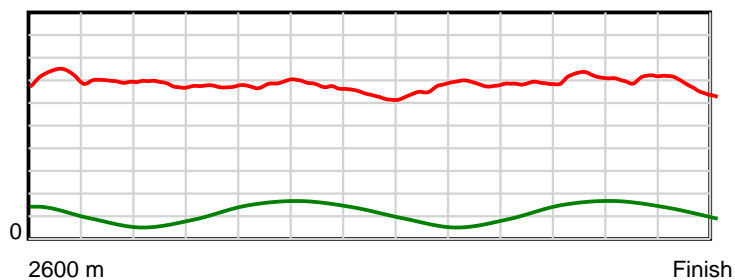
10 m Stride length



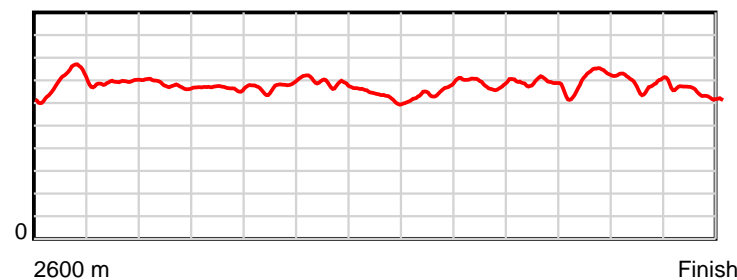
0.6 s Stride duration



20 m/sec Speed



100 % Stride efficiency



Note: Horizontal distance axis grid lines are 200m furlongs.

Disclaimer.

HRNZ and NZMTC and Thoroughbred Ratings Pty Ltd accepts no responsibility for the completeness or accuracy of any of the information contained herein, and makes no representations about its suitability for any particular purpose. Users should make their own judgements about those matters and/or seek independent advice. You assume all risks associated with use of the data provided on this page.



Race Results



June 16, 2023, Race 3, , Distance 2600m, Addington - Survey 3200m

Result	TAB no.	Horse (Barrier)	2600 to	2400m to
4th	4	Press Play (4)	2400m	2200m
		Position in running (margin)	-	6(3.7)
		Sectional time (s)	14.01	15.15
		Cumulative time (s)	193.39	179.38
		Speed (m/s)	14.27	13.20
		Stride length (m)	6.80	6.07
		Stride duration (s)	0.476	0.460
		Stride efficiency (%)	72.16	57.61
		Stride count	29.43	32.94

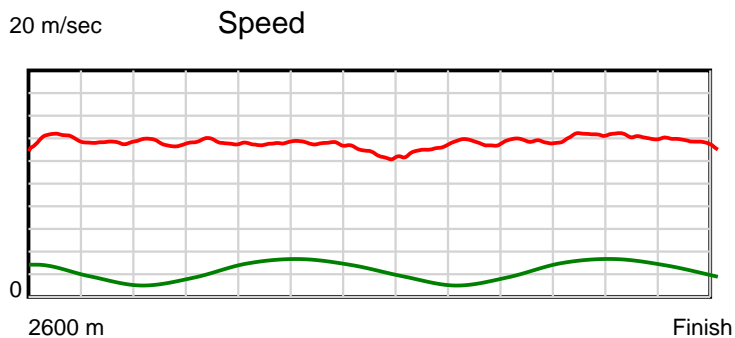
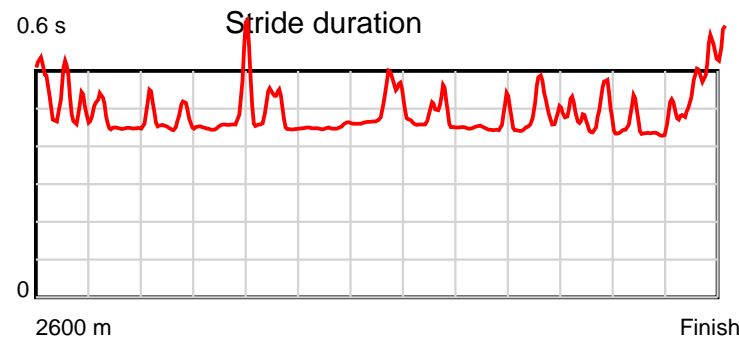
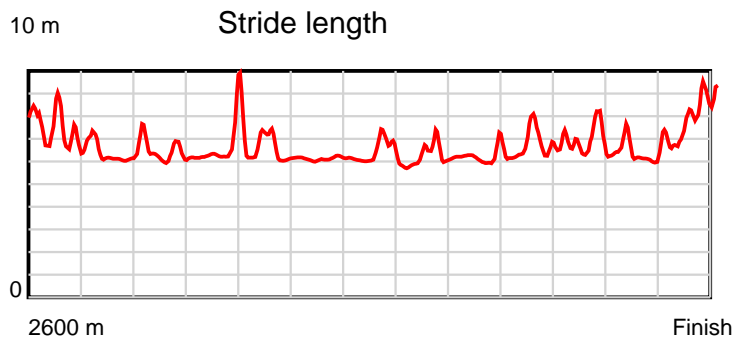
Disclaimer.

HRNZ and NZMTC and Thoroughbred Ratings Pty Ltd accepts no responsibility for the completeness or accuracy of any of the information contained herein, and makes no representations about its suitability for any particular purpose. Users should make their own judgements about those matters and/or seek independent advice. You assume all risks associated with use of the data provided on this page.

Race Results

June 16, 2023, Race 3, , Distance 2600m, Addington - Survey 3200m

Result	TAB no.	Horse (Barrier)	2200m to	2000m to	1800m to	1600m to	1400m to	1200m to	1000m to	800m to	600m to	400m to	200m to	Total or	Margin
4th	4	Press Play (4)	2000m	1800m	1600m	1400m	1200m	1000m	800m	600m	400m	200m	WP	Average	
		Position in running (margin)	6(8.1)	6(14.0)	6(12.4)	6(10.4)	6(8.9)	7(7.2)	7(8.0)	7(8.0)	7(7.0)	6(6.0)	4(5.6)		2.20
		Sectional time (s)	14.73	14.68	14.88	15.25	15.91	15.73	14.76	14.51	14.33	14.78	14.67		
		Cumulative time (s)	164.23	149.50	134.82	119.94	104.69	88.78	73.05	58.29	43.78	29.45	14.67	3:13.39	
		Speed (m/s)	13.58	13.62	13.44	13.11	12.57	12.71	13.55	13.78	13.96	13.53	13.63	13.44	
		Stride length (m)	6.32	6.69	6.37	5.92	6.27	5.95	6.12	6.59	6.45	6.10	7.43	6.37	
		Stride duration (s)	0.465	0.491	0.474	0.452	0.499	0.468	0.451	0.478	0.462	0.451	0.545	0.474	
		Stride efficiency (%)	62.32	69.85	63.50	54.85	61.37	55.39	58.50	67.84	65.08	58.13	86.29	63.36	
		Stride count	31.67	29.91	31.38	33.76	31.91	33.59	32.69	30.35	30.99	32.79	26.91	408.32	



Note: Horizontal distance axis grid lines are 200m furlongs.

Disclaimer.

HRNZ and NZMTC and Thoroughbred Ratings Pty Ltd accepts no responsibility for the completeness or accuracy of any of the information contained herein, and makes no representations about its suitability for any particular purpose. Users should make their own judgements about those matters and/or seek independent advice. You assume all risks associated with use of the data provided on this page.



Race Results



June 16, 2023, Race 3, , Distance 2600m, Addington - Survey 3200m

Result	TAB no.	Horse (Barrier)	2600 to	2400m to
5th	2	Glover (2)	2400m	2200m
		Position in running (margin)	-	3(1.4)
		Sectional time (s)	13.33	14.55
		Cumulative time (s)	193.98	180.65
		Speed (m/s)	15.00	13.75
		Stride length (m)	6.44	6.35
		Stride duration (s)	0.437	0.462
		Stride efficiency (%)	64.77	62.99
		Stride count	31.06	31.50

Disclaimer.

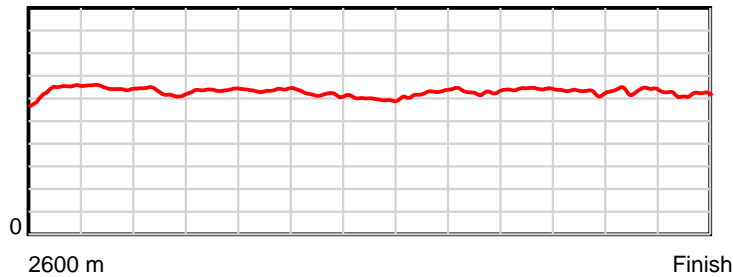
HRNZ and NZMTC and Thoroughbred Ratings Pty Ltd accepts no responsibility for the completeness or accuracy of any of the information contained herein, and makes no representations about its suitability for any particular purpose. Users should make their own judgements about those matters and/or seek independent advice. You assume all risks associated with use of the data provided on this page.

Race Results

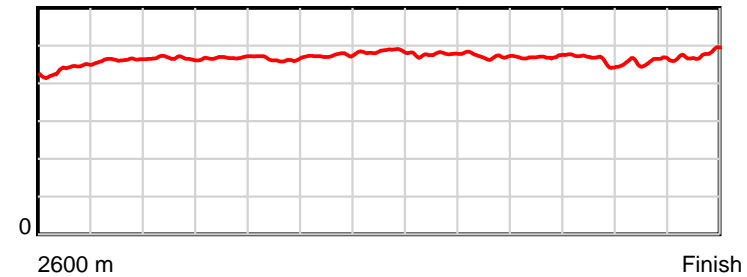
June 16, 2023, Race 3, , Distance 2600m, Addington - Survey 3200m

Result	TAB no.	Horse (Barrier)	2200m to	2000m to	1800m to	1600m to	1400m to	1200m to	1000m to	800m to	600m to	400m to	200m to	Total or	Margin
5th	2	Glover (2)	2000m	1800m	1600m	1400m	1200m	1000m	800m	600m	400m	200m	WP	Average	
		Position in running (margin)	3(2.2)	3(7.5)	3(6.3)	3(3.2)	3(4.1)	4(4.2)	5(3.5)	5(3.9)	5(3.8)	5(5.4)	5(5.6)		5.50
		Sectional time (s)	14.63	14.74	14.69	15.65	16.22	15.48	14.84	14.66	14.77	14.87	15.55		
		Cumulative time (s)	166.10	151.47	136.73	122.04	106.39	90.17	74.69	59.85	45.19	30.42	15.55	3:13.98	
		Speed (m/s)	13.67	13.57	13.61	12.78	12.33	12.92	13.48	13.64	13.54	13.45	12.86	13.40	
		Stride length (m)	6.38	6.34	6.32	6.06	5.98	6.16	6.37	6.41	6.27	6.17	6.15	6.26	
		Stride duration (s)	0.467	0.468	0.465	0.474	0.485	0.477	0.473	0.470	0.463	0.459	0.478	0.467	
		Stride efficiency (%)	63.69	62.90	62.51	57.35	55.87	59.39	63.41	64.17	61.41	59.49	59.11	61.23	
		Stride count	31.33	31.52	31.62	33.01	33.45	32.44	31.40	31.21	31.90	32.41	32.52	415.37	

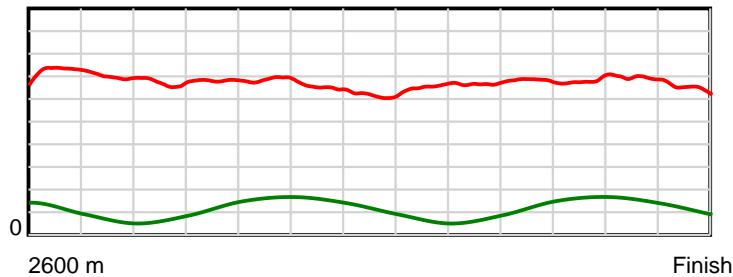
10 m Stride length



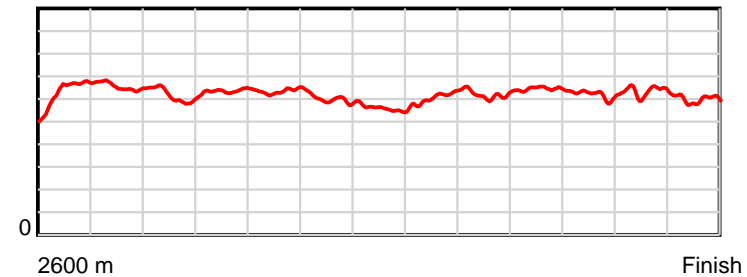
0.6 s Stride duration



20 m/sec Speed



100 % Stride efficiency



Note: Horizontal distance axis grid lines are 200m furlongs.

Disclaimer.

HRNZ and NZMTC and Thoroughbred Ratings Pty Ltd accepts no responsibility for the completeness or accuracy of any of the information contained herein, and makes no representations about its suitability for any particular purpose. Users should make their own judgements about those matters and/or seek independent advice. You assume all risks associated with use of the data provided on this page.



Race Results



June 16, 2023, Race 3, , Distance 2600m, Addington - Survey 3200m

Result	TAB no.	Horse (Barrier)	2600 to	2400m to
6th	5	Ann Sophie (5)	2400m	2200m
		Position in running (margin)	-	8(6.2)
		Sectional time (s)	14.31	15.36
		Cumulative time (s)	194.86	180.55
		Speed (m/s)	13.98	13.02
		Stride length (m)	6.00	5.78
		Stride duration (s)	0.433	0.444
		Stride efficiency (%)	56.31	52.17
		Stride count	33.32	34.62

Disclaimer.

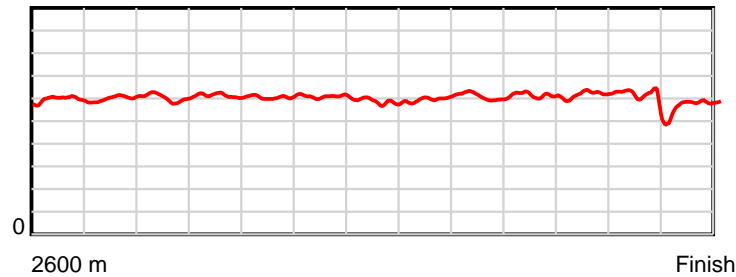
HRNZ and NZMTC and Thoroughbred Ratings Pty Ltd accepts no responsibility for the completeness or accuracy of any of the information contained herein, and makes no representations about its suitability for any particular purpose. Users should make their own judgements about those matters and/or seek independent advice. You assume all risks associated with use of the data provided on this page.

Race Results

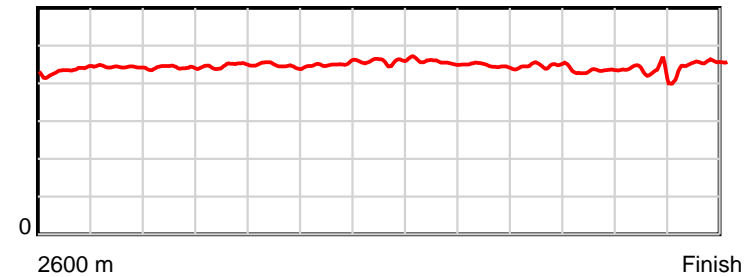
June 16, 2023, Race 3, , Distance 2600m, Addington - Survey 3200m

Result	TAB no.	Horse (Barrier)	2200m to	2000m to	1800m to	1600m to	1400m to	1200m to	1000m to	800m to	600m to	400m to	200m to	Total or	Margin
6th	5	Ann Sophie (5)	2000m	1800m	1600m	1400m	1200m	1000m	800m	600m	400m	200m	WP	Average	
		Position in running (margin)	8(11.9)	8(17.9)	8(16.4)	8(14.3)	8(12.8)	8(9.4)	8(9.4)	8(9.4)	8(8.7)	7(7.3)	7(9.7)		10.40
		Sectional time (s)	14.76	14.68	14.86	15.26	15.63	15.59	14.77	14.57	14.27	15.23	15.57		
		Cumulative time (s)	165.19	150.43	135.75	120.89	105.63	90.00	74.41	59.64	45.07	30.80	15.57	3:14.86	
		Speed (m/s)	13.55	13.62	13.46	13.11	12.80	12.83	13.54	13.73	14.02	13.13	12.85	13.34	
		Stride length (m)	5.99	6.09	6.02	5.92	5.88	5.85	6.04	6.15	6.07	5.62	5.85	5.94	
		Stride duration (s)	0.442	0.447	0.447	0.451	0.459	0.456	0.446	0.448	0.433	0.428	0.455	0.445	
		Stride efficiency (%)	56.02	58.02	56.56	54.68	53.95	53.56	57.03	59.09	57.62	49.29	53.40	55.11	
		Stride count	33.40	32.82	33.24	33.81	34.04	34.16	33.11	32.52	32.94	35.61	34.21	437.80	

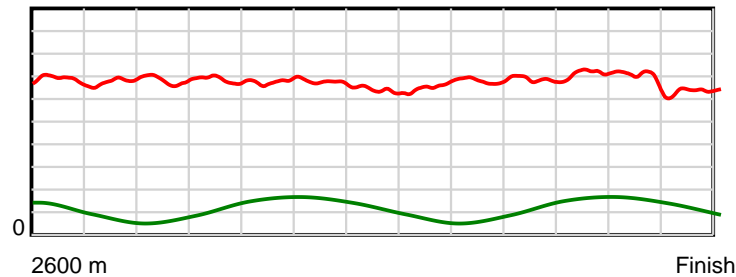
10 m Stride length



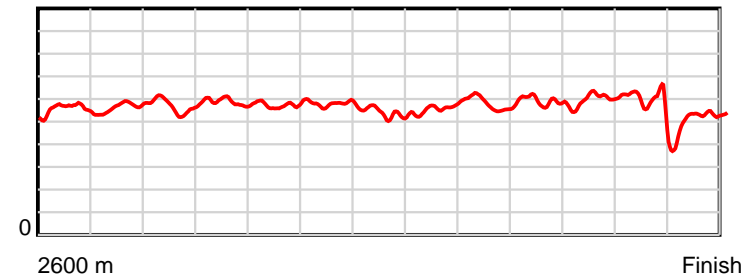
0.6 s Stride duration



20 m/sec Speed



100 % Stride efficiency



Note: Horizontal distance axis grid lines are 200m furlongs.

Disclaimer.

HRNZ and NZMTC and Thoroughbred Ratings Pty Ltd accepts no responsibility for the completeness or accuracy of any of the information contained herein, and makes no representations about its suitability for any particular purpose. Users should make their own judgements about those matters and/or seek independent advice. You assume all risks associated with use of the data provided on this page.



Race Results



June 16, 2023, Race 3, , Distance 2600m, Addington - Survey 3200m

Result	TAB no.	Horse (Barrier)	2600 to	2400m to
7th	9	Lizzie Richter (0)	2400m	2200m
		Position in running (margin)	-	7(5.8)
		Sectional time (s)	14.17	15.19
		Cumulative time (s)	194.93	180.76
		Speed (m/s)	14.11	13.17
		Stride length (m)	6.54	6.17
		Stride duration (s)	0.456	0.469
		Stride efficiency (%)	66.86	59.55
		Stride count	30.58	32.40

Disclaimer.

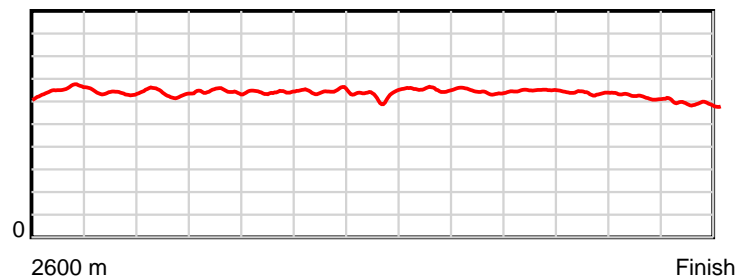
HRNZ and NZMTC and Thoroughbred Ratings Pty Ltd accepts no responsibility for the completeness or accuracy of any of the information contained herein, and makes no representations about its suitability for any particular purpose. Users should make their own judgements about those matters and/or seek independent advice. You assume all risks associated with use of the data provided on this page.

Race Results

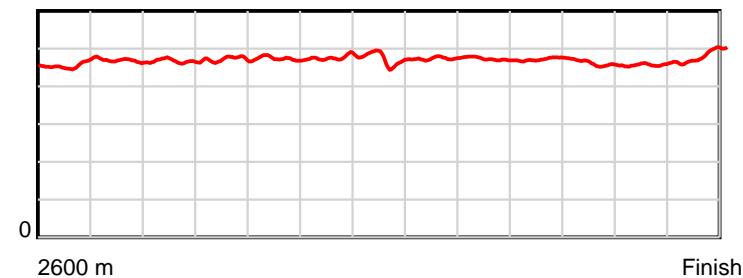
June 16, 2023, Race 3, , Distance 2600m, Addington - Survey 3200m

Result	TAB no.	Horse (Barrier)	2200m to	2000m to	1800m to	1600m to	1400m to	1200m to	1000m to	800m to	600m to	400m to	200m to	Total or	Margin
7th	9	Lizzie Richter (0)	2000m	1800m	1600m	1400m	1200m	1000m	800m	600m	400m	200m	WP	Average	
		Position in running (margin)	7(10.4)	7(15.8)	7(14.2)	7(13.0)	7(11.2)	5(4.5)	2(1.0)	2(0.9)	2(0.4)	2(1.8)	3(4.8)		10.80
		Sectional time (s)	14.66	14.67	15.01	15.20	15.09	15.00	14.76	14.58	14.73	15.34	16.53		
		Cumulative time (s)	165.57	150.91	136.24	121.23	106.03	90.94	75.94	61.18	46.60	31.87	16.53	3:14.93	
		Speed (m/s)	13.64	13.63	13.32	13.16	13.25	13.33	13.55	13.72	13.58	13.04	12.10	13.34	
		Stride length (m)	6.36	6.44	6.31	6.26	6.27	6.32	6.39	6.48	6.24	5.97	5.85	6.27	
		Stride duration (s)	0.466	0.472	0.474	0.476	0.473	0.474	0.472	0.472	0.460	0.458	0.484	0.470	
		Stride efficiency (%)	63.19	64.76	62.22	61.33	61.44	62.37	63.90	65.63	60.85	55.76	53.52	61.47	
		Stride count	31.45	31.07	31.70	31.93	31.90	31.66	31.28	30.86	32.05	33.48	34.17	414.53	

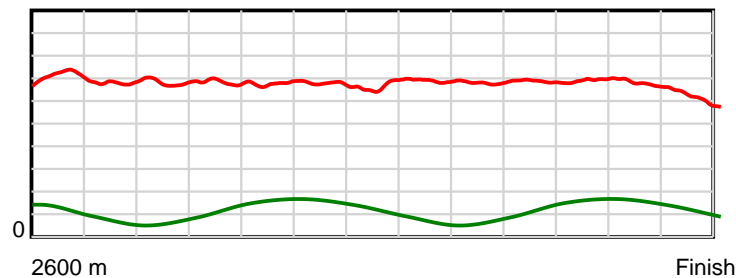
10 m Stride length



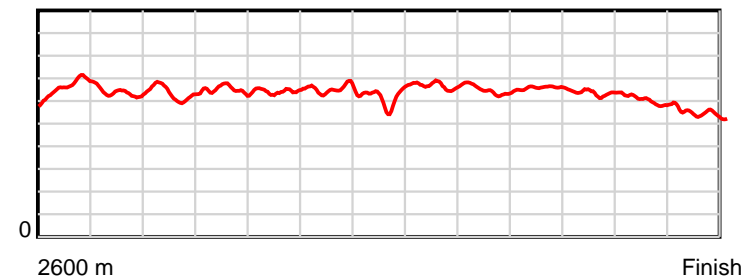
0.6 s Stride duration



20 m/sec Speed



100 % Stride efficiency



Note: Horizontal distance axis grid lines are 200m furlongs.

Disclaimer.

HRNZ and NZMTC and Thoroughbred Ratings Pty Ltd accepts no responsibility for the completeness or accuracy of any of the information contained herein, and makes no representations about its suitability for any particular purpose. Users should make their own judgements about those matters and/or seek independent advice. You assume all risks associated with use of the data provided on this page.



Race Results



June 16, 2023, Race 3, , Distance 2600m, Addington - Survey 3200m

Result	TAB no.	Horse (Barrier)	2600 to	2400m to
8th	8	Terror Eyes (8)	2400m	2200m
		Position in running (margin)	-	1(0.0)
		Sectional time (s)	13.20	14.42
		Cumulative time (s)	196.34	183.14
		Speed (m/s)	15.15	13.87
		Stride length (m)	6.43	6.15
		Stride duration (s)	0.429	0.443
		Stride efficiency (%)	64.63	59.04
		Stride count	31.10	32.54

Disclaimer.

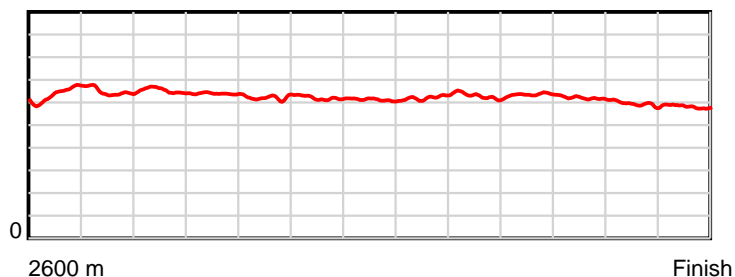
HRNZ and NZMTC and Thoroughbred Ratings Pty Ltd accepts no responsibility for the completeness or accuracy of any of the information contained herein, and makes no representations about its suitability for any particular purpose. Users should make their own judgements about those matters and/or seek independent advice. You assume all risks associated with use of the data provided on this page.

Race Results

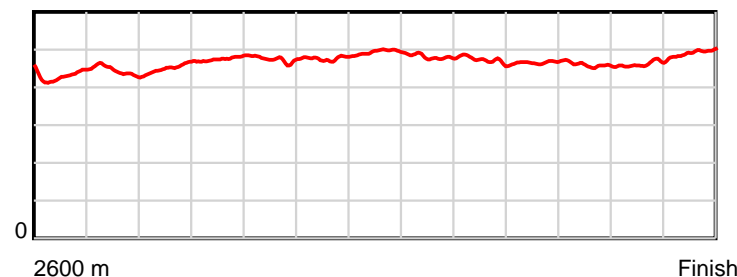
June 16, 2023, Race 3, , Distance 2600m, Addington - Survey 3200m

Result	TAB no.	Horse (Barrier)	2200m to	2000m to	1800m to	1600m to	1400m to	1200m to	1000m to	800m to	600m to	400m to	200m to	Total or	Margin
8th	8	Terror Eyes (8)	2000m	1800m	1600m	1400m	1200m	1000m	800m	600m	400m	200m	WP	Average	
		Position in running (margin)	1(0.0)	1(0.0)	1(0.0)	2(0.5)	2(2.3)	2(2.4)	3(1.9)	3(1.8)	3(1.9)	4(4.2)	8(11.0)		18.60
		Sectional time (s)	13.75	14.94	15.30	15.80	16.21	15.51	14.75	14.69	14.88	15.97	16.92		
		Cumulative time (s)	168.72	154.97	140.03	124.73	108.93	92.72	77.21	62.46	47.77	32.89	16.92	3:16.34	
		Speed (m/s)	14.55	13.39	13.07	12.66	12.34	12.89	13.56	13.61	13.44	12.52	11.82	13.24	
		Stride length (m)	6.59	6.37	6.20	6.04	6.10	6.19	6.39	6.34	6.17	5.80	5.84	6.19	
		Stride duration (s)	0.453	0.476	0.474	0.477	0.494	0.480	0.471	0.466	0.459	0.463	0.494	0.468	
		Stride efficiency (%)	67.91	63.46	60.00	57.01	58.11	59.92	63.84	62.90	59.45	52.56	53.35	59.94	
		Stride count	30.34	31.38	32.28	33.11	32.80	32.30	31.29	31.52	32.43	34.48	34.23	419.80	

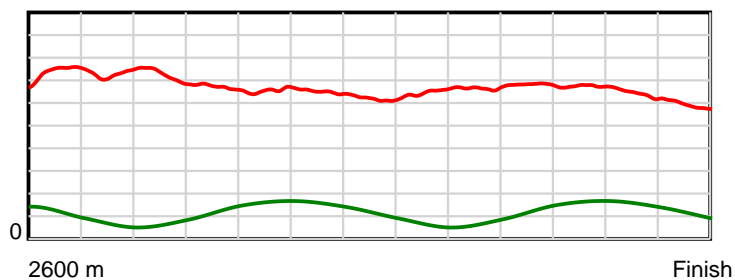
10 m Stride length



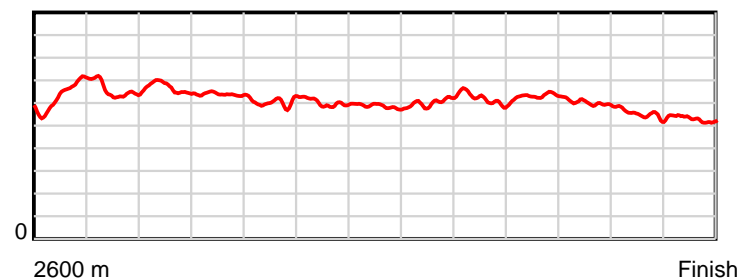
0.6 s Stride duration



20 m/sec Speed



100 % Stride efficiency



Note: Horizontal distance axis grid lines are 200m furlongs.

Disclaimer.

HRNZ and NZMTC and Thoroughbred Ratings Pty Ltd accepts no responsibility for the completeness or accuracy of any of the information contained herein, and makes no representations about its suitability for any particular purpose. Users should make their own judgements about those matters and/or seek independent advice. You assume all risks associated with use of the data provided on this page.



Race Results



June 16, 2023, Race 3, , Distance 2600m, Addington - Survey 3200m

Result	TAB no.	Horse (Barrier)	2600 to	2400m to
9th	1	Kilauaea (1)	2400m	2200m
		Position in running (margin)	-	5(3.5)
		Sectional time (s)	13.77	14.72
		Cumulative time (s)	202.26	188.49
		Speed (m/s)	14.52	13.59
		Stride length (m)	6.57	6.50
		Stride duration (s)	0.456	0.478
		Stride efficiency (%)	67.39	65.99
		Stride count	30.46	30.78

Disclaimer.

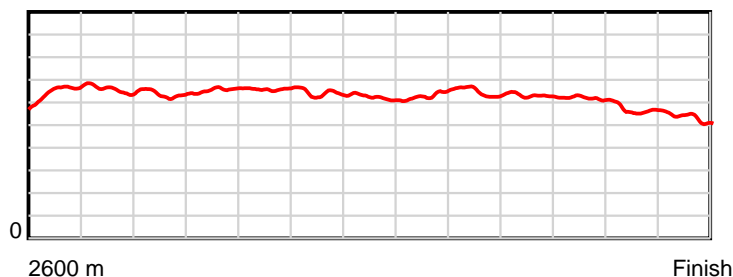
HRNZ and NZMTC and Thoroughbred Ratings Pty Ltd accepts no responsibility for the completeness or accuracy of any of the information contained herein, and makes no representations about its suitability for any particular purpose. Users should make their own judgements about those matters and/or seek independent advice. You assume all risks associated with use of the data provided on this page.

Race Results

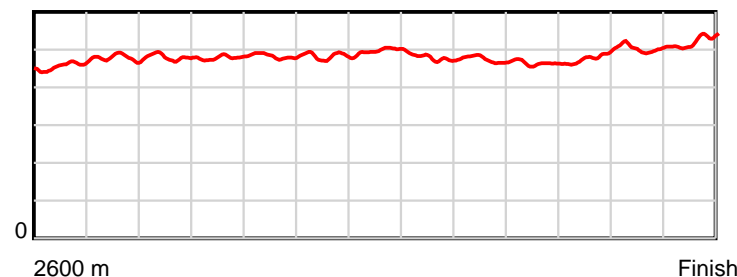
June 16, 2023, Race 3, , Distance 2600m, Addington - Survey 3200m

Result	TAB no.	Horse (Barrier)	2200m to	2000m to	1800m to	1600m to	1400m to	1200m to	1000m to	800m to	600m to	400m to	200m to	Total or	Margin
9th	1	Kilauaea (1)	2000m	1800m	1600m	1400m	1200m	1000m	800m	600m	400m	200m	WP	Average	
		Position in running (margin)	4(5.3)	5(11.5)	4(9.1)	4(5.3)	4(4.8)	3(3.4)	4(3.2)	4(3.2)	4(3.0)	9(10.2)	9(30.2)		51.50
		Sectional time (s)	14.78	14.54	14.58	15.42	15.96	15.56	14.76	14.66	15.69	18.17	19.65		
		Cumulative time (s)	173.77	158.99	144.45	129.87	114.45	98.49	82.93	68.17	53.51	37.82	19.65	3:22.26	
		Speed (m/s)	13.53	13.76	13.72	12.97	12.53	12.85	13.55	13.64	12.75	11.01	10.18	12.85	
		Stride length (m)	6.50	6.58	6.62	6.26	6.23	6.14	6.43	6.33	6.11	5.54	5.34	6.22	
		Stride duration (s)	0.480	0.478	0.483	0.483	0.498	0.478	0.474	0.464	0.479	0.503	0.524	0.484	
		Stride efficiency (%)	66.04	67.64	68.47	61.27	60.72	58.95	64.60	62.54	58.36	47.91	44.49	60.39	
		Stride count	30.77	30.40	30.21	31.94	32.08	32.56	31.10	31.61	32.73	36.12	37.48	418.24	

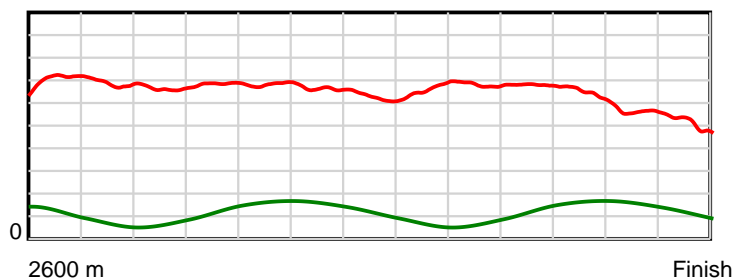
10 m Stride length



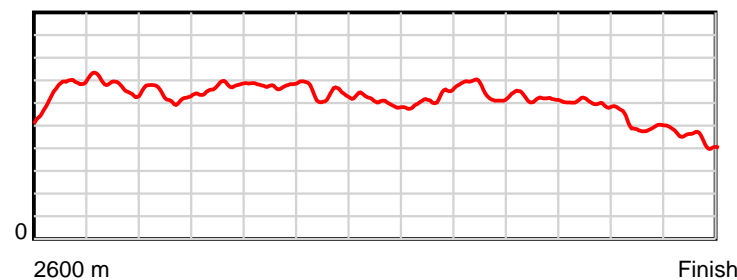
0.6 s Stride duration



20 m/sec Speed



100 % Stride efficiency



Note: Horizontal distance axis grid lines are 200m furlongs.

Disclaimer.

HRNZ and NZMTC and Thoroughbred Ratings Pty Ltd accepts no responsibility for the completeness or accuracy of any of the information contained herein, and makes no representations about its suitability for any particular purpose. Users should make their own judgements about those matters and/or seek independent advice. You assume all risks associated with use of the data provided on this page.