



Race Results

NZ Metropolitan Trotting Club Inc, HRNZ, June 16, 2023

Compilation date: June 16, 2023, 7:25:24 PM (NZST)

Copyright © 2023 HRNZ and NZMTC. All rights reserved.

Trademarks.

StrideMASTER is a registered trademark of Thoroughbred Ratings Pty Ltd.

Disclaimer.

HRNZ and NZMTC and Thoroughbred Ratings Pty Ltd accepts no responsibility for the completeness or accuracy of any of the information contained herein, and makes no representations about its suitability for any particular purpose. Users should make their own judgements about those matters and/or seek independent advice. You assume all risks associated with use of the data provided on this page.



Race Results



June 16, 2023, Race 5, UNIVERSAL PLUMBING MOBILE PACE, Distance 2600m, Addington - Survey 3200m

Result	TAB no.	Horse (Barrier)	2600 to	2400m to
1st	4	Helium (4)	2400m	2200m
		Position in running (margin)	-	2(1.2)
		Sectional time (s)	13.82	13.91
		Cumulative time (s)	192.69	178.87
		Speed (m/s)	14.48	14.38
		Stride length (m)	6.22	6.22
		Stride duration (s)	0.427	0.433
		Stride efficiency (%)	60.44	60.51
		Stride count	32.16	32.14

Disclaimer.

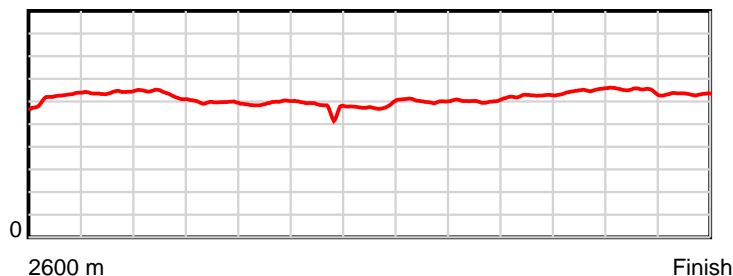
HRNZ and NZMTC and Thoroughbred Ratings Pty Ltd accepts no responsibility for the completeness or accuracy of any of the information contained herein, and makes no representations about its suitability for any particular purpose. Users should make their own judgements about those matters and/or seek independent advice. You assume all risks associated with use of the data provided on this page.

Race Results

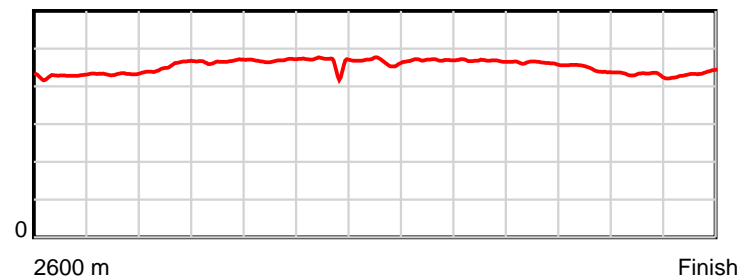
June 16, 2023, Race 5, UNIVERSAL PLUMBING MOBILE PACE, Distance 2600m, Addington - Survey 3200m

Result	TAB no.	Horse (Barrier)	2200m to	2000m to	1800m to	1600m to	1400m to	1200m to	1000m to	800m to	600m to	400m to	200m to	Total or	Margin
1st	4	Helium (4)	2000m	1800m	1600m	1400m	1200m	1000m	800m	600m	400m	200m	WP	Average	
		Position in running (margin)	1(0.0)	1(0.0)	1(0.0)	1(0.0)	1(0.0)	1(0.0)	1(0.0)	1(0.0)	1(0.0)	1(0.0)	1(0.0)		0.00
		Sectional time (s)	14.28	15.68	15.87	16.42	16.03	15.67	15.25	14.78	13.83	13.49	13.66		
		Cumulative time (s)	164.96	150.68	135.00	119.13	102.71	86.68	71.01	55.76	40.98	27.15	13.66	3:12.69	
		Speed (m/s)	14.01	12.76	12.60	12.18	12.48	12.76	13.11	13.53	14.46	14.83	14.64	13.49	
		Stride length (m)	6.36	5.94	5.90	5.65	5.81	5.99	6.14	6.25	6.47	6.40	6.35	6.12	
		Stride duration (s)	0.454	0.466	0.469	0.464	0.466	0.470	0.468	0.462	0.447	0.431	0.434	0.454	
		Stride efficiency (%)	63.17	55.21	54.49	49.88	52.74	56.14	58.90	61.10	65.35	63.91	63.05	58.56	
		Stride count	31.46	33.65	33.87	35.40	34.43	33.37	32.58	31.98	30.93	31.27	31.49	424.73	

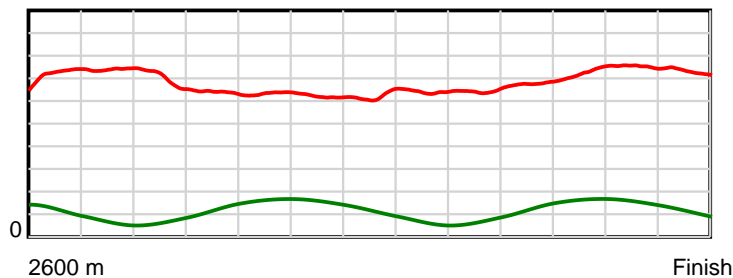
10 m Stride length



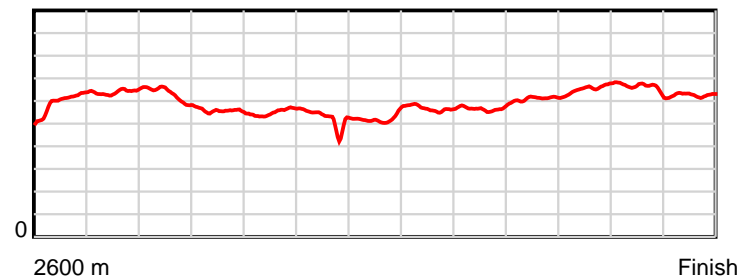
0.6 s Stride duration



20 m/sec Speed



100 % Stride efficiency



Note: Horizontal distance axis grid lines are 200m furlongs.

Disclaimer.

HRNZ and NZMTC and Thoroughbred Ratings Pty Ltd accepts no responsibility for the completeness or accuracy of any of the information contained herein, and makes no representations about its suitability for any particular purpose. Users should make their own judgements about those matters and/or seek independent advice. You assume all risks associated with use of the data provided on this page.



Race Results



June 16, 2023, Race 5, UNIVERSAL PLUMBING MOBILE PACE, Distance 2600m, Addington - Survey 3200m

Result	TAB no.	Horse (Barrier)	2600 to	2400m to
2nd	5	Double Down (5)	2400m	2200m
		Position in running (margin)	-	5(5.5)
		Sectional time (s)	14.45	14.63
		Cumulative time (s)	193.63	179.18
		Speed (m/s)	13.85	13.67
		Stride length (m)	6.13	6.11
		Stride duration (s)	0.441	0.447
		Stride efficiency (%)	58.75	58.43
		Stride count	32.62	32.71

Disclaimer.

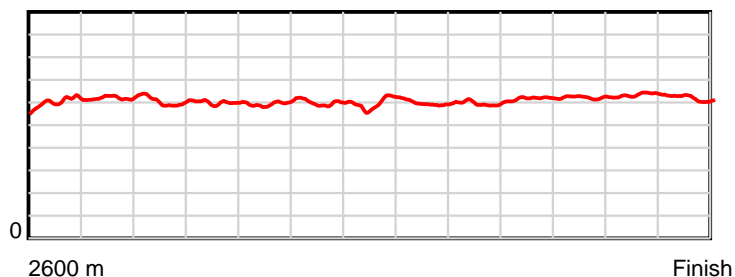
HRNZ and NZMTC and Thoroughbred Ratings Pty Ltd accepts no responsibility for the completeness or accuracy of any of the information contained herein, and makes no representations about its suitability for any particular purpose. Users should make their own judgements about those matters and/or seek independent advice. You assume all risks associated with use of the data provided on this page.

Race Results

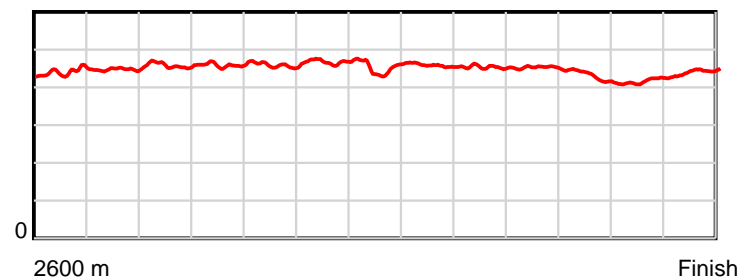
June 16, 2023, Race 5, UNIVERSAL PLUMBING MOBILE PACE, Distance 2600m, Addington - Survey 3200m

Result	TAB no.	Horse (Barrier)	2200m to	2000m to	1800m to	1600m to	1400m to	1200m to	1000m to	800m to	600m to	400m to	200m to	Total or	Margin
2nd	5	Double Down (5)	2000m	1800m	1600m	1400m	1200m	1000m	800m	600m	400m	200m	WP	Average	
		Position in running (margin)	5(8.6)	5(12.7)	5(9.5)	5(8.2)	5(6.4)	2(1.3)	2(1.3)	2(1.0)	2(0.2)	2(1.3)	2(1.6)		5.20
		Sectional time (s)	14.96	15.15	15.65	16.12	15.18	15.67	15.21	14.64	14.03	13.55	14.39		
		Cumulative time (s)	164.55	149.59	134.44	118.79	102.67	87.49	71.82	56.61	41.97	27.94	14.39	3:13.63	
		Speed (m/s)	13.37	13.20	12.78	12.41	13.18	12.76	13.15	13.66	14.26	14.76	13.90	13.43	
		Stride length (m)	6.12	6.05	5.87	5.80	5.97	5.85	5.96	6.18	6.12	6.16	6.15	6.03	
		Stride duration (s)	0.458	0.459	0.459	0.468	0.453	0.458	0.453	0.452	0.430	0.417	0.442	0.449	
		Stride efficiency (%)	58.60	57.21	53.79	52.60	55.66	53.44	55.49	59.69	58.61	59.29	59.04	56.89	
		Stride count	32.66	33.05	34.09	34.47	33.51	34.20	33.56	32.36	32.66	32.47	32.54	430.90	

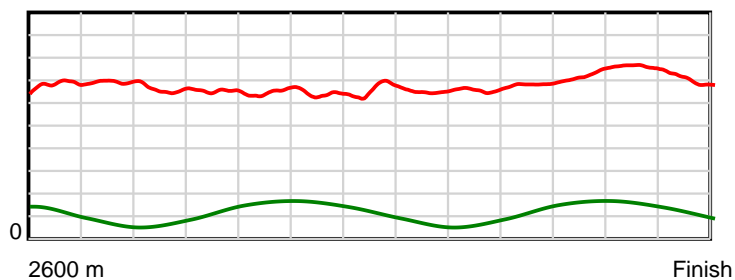
10 m Stride length



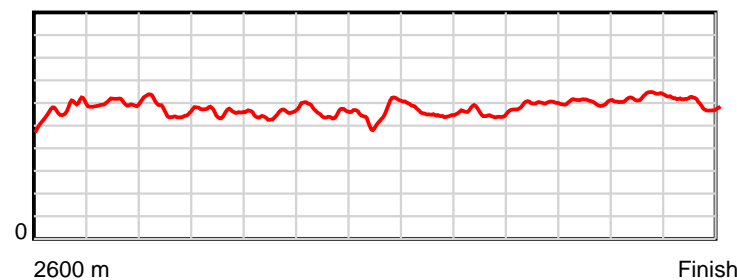
0.6 s Stride duration



20 m/sec Speed



100 % Stride efficiency



Note: Horizontal distance axis grid lines are 200m furlongs.

Disclaimer.

HRNZ and NZMTC and Thoroughbred Ratings Pty Ltd accepts no responsibility for the completeness or accuracy of any of the information contained herein, and makes no representations about its suitability for any particular purpose. Users should make their own judgements about those matters and/or seek independent advice. You assume all risks associated with use of the data provided on this page.



Race Results



June 16, 2023, Race 5, UNIVERSAL PLUMBING MOBILE PACE, Distance 2600m, Addington - Survey 3200m

Result	TAB no.	Horse (Barrier)	2600 to	2400m to
3rd	6	Ohoka Le Bron (6)	2400m	2200m
		Position in running (margin)	-	6(6.3)
		Sectional time (s)	14.80	14.80
		Cumulative time (s)	193.83	179.03
		Speed (m/s)	13.52	13.51
		Stride length (m)	6.28	6.18
		Stride duration (s)	0.456	0.458
		Stride efficiency (%)	61.62	59.73
		Stride count	31.85	32.35

Disclaimer.

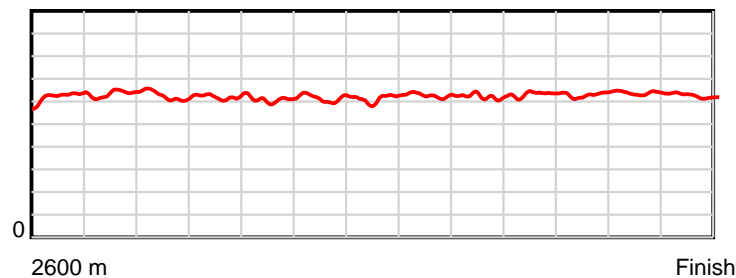
HRNZ and NZMTC and Thoroughbred Ratings Pty Ltd accepts no responsibility for the completeness or accuracy of any of the information contained herein, and makes no representations about its suitability for any particular purpose. Users should make their own judgements about those matters and/or seek independent advice. You assume all risks associated with use of the data provided on this page.

Race Results

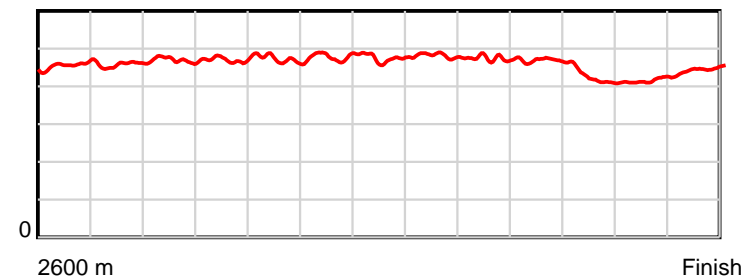
June 16, 2023, Race 5, UNIVERSAL PLUMBING MOBILE PACE, Distance 2600m, Addington - Survey 3200m

Result	TAB no.	Horse (Barrier)	2200m to	2000m to	1800m to	1600m to	1400m to	1200m to	1000m to	800m to	600m to	400m to	200m to	Total or	Margin
3rd	6	Ohoka Le Bron (6)	2000m	1800m	1600m	1400m	1200m	1000m	800m	600m	400m	200m	WP	Average	
		Position in running (margin)	6(10.4)	6(14.8)	6(11.8)	6(10.3)	6(8.1)	6(5.1)	6(4.9)	6(4.8)	6(4.1)	3(3.0)	4(2.9)		6.30
		Sectional time (s)	15.01	15.18	15.62	16.06	15.53	15.63	15.25	14.65	13.66	13.48	14.16		
		Cumulative time (s)	164.23	149.22	134.04	118.42	102.36	86.83	71.20	55.95	41.30	27.64	14.16	3:13.83	
		Speed (m/s)	13.32	13.18	12.80	12.45	12.88	12.80	13.11	13.65	14.64	14.84	14.12	13.41	
		Stride length (m)	6.26	6.19	6.05	5.96	6.12	6.15	6.22	6.39	6.19	6.19	6.30	6.19	
		Stride duration (s)	0.470	0.470	0.473	0.479	0.475	0.481	0.474	0.468	0.423	0.417	0.446	0.461	
		Stride efficiency (%)	61.29	59.97	57.18	55.57	58.44	59.18	60.46	63.84	59.91	59.90	62.05	59.88	
		Stride count	31.94	32.28	33.06	33.54	32.70	32.50	32.15	31.29	32.30	32.30	31.74	420.00	

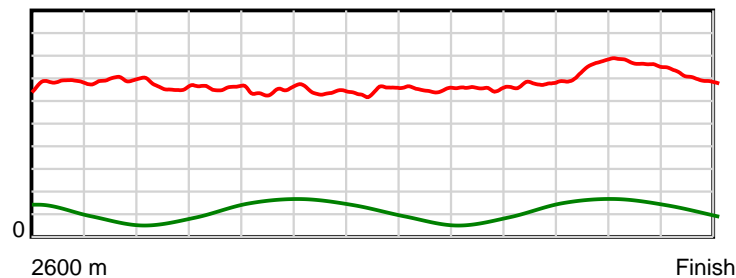
10 m Stride length



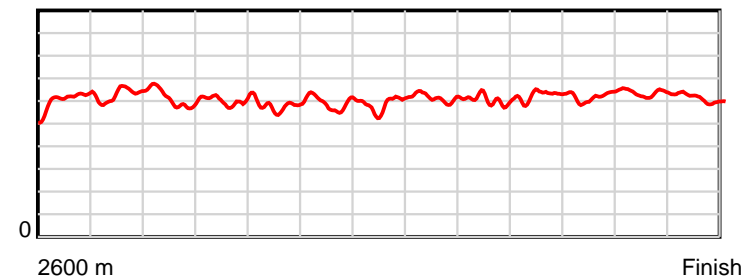
0.6 s Stride duration



20 m/sec Speed



100 % Stride efficiency



Note: Horizontal distance axis grid lines are 200m furlongs.

Disclaimer.

HRNZ and NZMTC and Thoroughbred Ratings Pty Ltd accepts no responsibility for the completeness or accuracy of any of the information contained herein, and makes no representations about its suitability for any particular purpose. Users should make their own judgements about those matters and/or seek independent advice. You assume all risks associated with use of the data provided on this page.



Race Results



June 16, 2023, Race 5, UNIVERSAL PLUMBING MOBILE PACE, Distance 2600m, Addington - Survey 3200m

Result	TAB no.	Horse (Barrier)	2600 to	2400m to
4th	9	Obsession (9)	2400m	2200m
		Position in running (margin)	-	9(11.0)
		Sectional time (s)	15.31	15.46
		Cumulative time (s)	194.04	178.73
		Speed (m/s)	13.07	12.94
		Stride length (m)	5.77	5.76
		Stride duration (s)	0.444	0.445
		Stride efficiency (%)	51.94	51.78
		Stride count	34.69	34.74

Disclaimer.

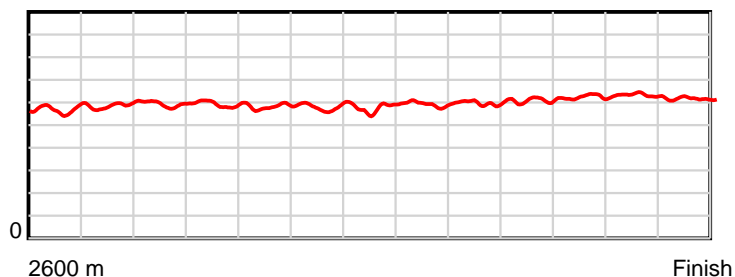
HRNZ and NZMTC and Thoroughbred Ratings Pty Ltd accepts no responsibility for the completeness or accuracy of any of the information contained herein, and makes no representations about its suitability for any particular purpose. Users should make their own judgements about those matters and/or seek independent advice. You assume all risks associated with use of the data provided on this page.

Race Results

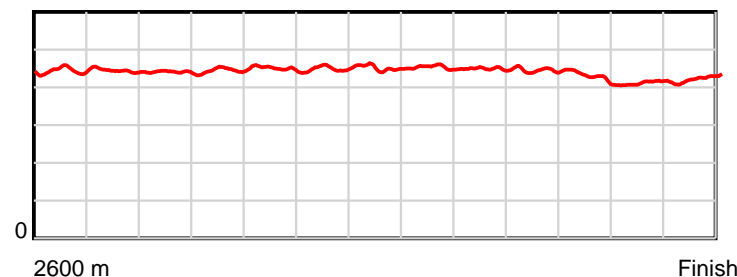
June 16, 2023, Race 5, UNIVERSAL PLUMBING MOBILE PACE, Distance 2600m, Addington - Survey 3200m

Result	TAB no.	Horse (Barrier)	2200m to	2000m to	1800m to	1600m to	1400m to	1200m to	1000m to	800m to	600m to	400m to	200m to	Total or	Margin
4th	9	Obsession (9)	2000m	1800m	1600m	1400m	1200m	1000m	800m	600m	400m	200m	WP	Average	
		Position in running (margin)	8(19.1)	8(21.2)	8(16.2)	8(14.9)	8(11.9)	9(9.2)	9(9.4)	9(8.3)	9(7.6)	9(8.7)	7(7.3)		7.50
		Sectional time (s)	14.63	14.84	15.66	15.92	15.58	15.70	15.07	14.66	14.01	13.26	13.94		
		Cumulative time (s)	163.27	148.64	133.80	118.14	102.22	86.64	70.94	55.87	41.21	27.20	13.94	3:14.04	
		Speed (m/s)	13.67	13.48	12.77	12.56	12.84	12.74	13.27	13.64	14.28	15.08	14.35	13.40	
		Stride length (m)	6.03	5.98	5.76	5.64	5.79	5.77	5.96	6.08	6.09	6.22	6.09	5.91	
		Stride duration (s)	0.441	0.444	0.451	0.449	0.451	0.453	0.449	0.445	0.427	0.412	0.424	0.441	
		Stride efficiency (%)	56.74	55.94	51.77	49.75	52.46	52.02	55.47	57.71	58.01	60.41	57.90	54.62	
		Stride count	33.19	33.43	34.75	35.45	34.52	34.66	33.57	32.91	32.82	32.17	32.86	439.76	

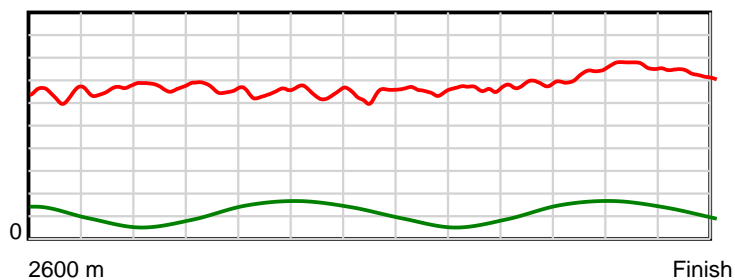
10 m Stride length



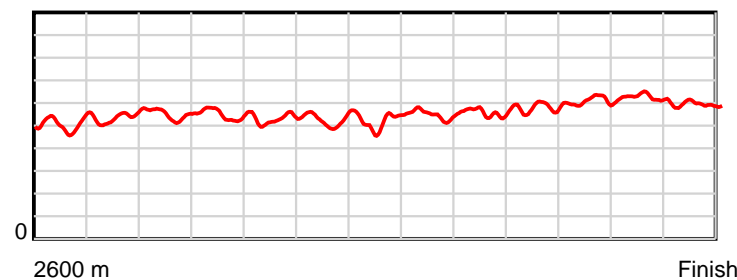
0.6 s Stride duration



20 m/sec Speed



100 % Stride efficiency



Note: Horizontal distance axis grid lines are 200m furlongs.

Disclaimer.

HRNZ and NZMTC and Thoroughbred Ratings Pty Ltd accepts no responsibility for the completeness or accuracy of any of the information contained herein, and makes no representations about its suitability for any particular purpose. Users should make their own judgements about those matters and/or seek independent advice. You assume all risks associated with use of the data provided on this page.



Race Results



June 16, 2023, Race 5, UNIVERSAL PLUMBING MOBILE PACE, Distance 2600m, Addington - Survey 3200m

Result	TAB no.	Horse (Barrier)	2600 to	2400m to
5th	2	Tempo Warrior (2)	2400m	2200m
		Position in running (margin)	-	1(0.0)
		Sectional time (s)	13.61	14.33
		Cumulative time (s)	194.29	180.68
		Speed (m/s)	14.70	13.96
		Stride length (m)	6.23	6.09
		Stride duration (s)	0.421	0.436
		Stride efficiency (%)	60.66	57.90
		Stride count	32.10	32.86

Disclaimer.

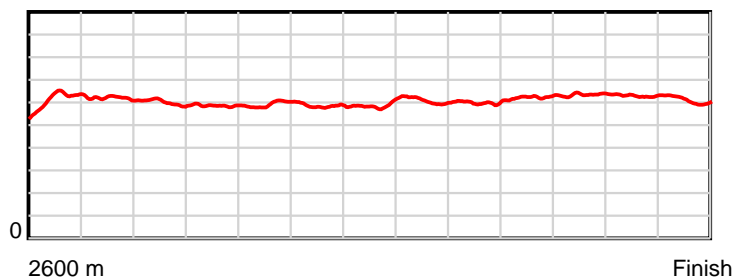
HRNZ and NZMTC and Thoroughbred Ratings Pty Ltd accepts no responsibility for the completeness or accuracy of any of the information contained herein, and makes no representations about its suitability for any particular purpose. Users should make their own judgements about those matters and/or seek independent advice. You assume all risks associated with use of the data provided on this page.

Race Results

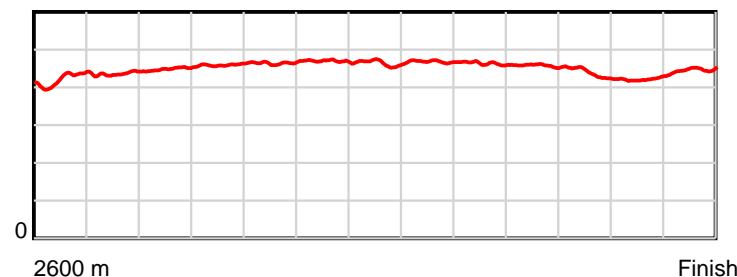
June 16, 2023, Race 5, UNIVERSAL PLUMBING MOBILE PACE, Distance 2600m, Addington - Survey 3200m

Result	TAB no.	Horse (Barrier)	2200m to	2000m to	1800m to	1600m to	1400m to	1200m to	1000m to	800m to	600m to	400m to	200m to	Total or	Margin
5th	2	Tempo Warrior (2)	2000m	1800m	1600m	1400m	1200m	1000m	800m	600m	400m	200m	WP	Average	
		Position in running (margin)	2(1.3)	2(3.6)	2(2.8)	2(3.4)	2(2.8)	3(1.4)	3(2.1)	3(2.6)	3(2.2)	4(3.1)	3(2.9)		8.90
		Sectional time (s)	14.66	15.55	15.98	16.31	15.80	15.80	15.33	14.71	13.99	13.46	14.76		
		Cumulative time (s)	166.35	151.69	136.14	120.16	103.85	88.05	72.25	56.92	42.21	28.22	14.76	3:14.29	
		Speed (m/s)	13.64	12.86	12.52	12.26	12.66	12.66	13.05	13.60	14.30	14.86	13.55	13.38	
		Stride length (m)	6.12	5.91	5.81	5.75	5.88	5.93	6.04	6.22	6.26	6.27	6.06	6.04	
		Stride duration (s)	0.449	0.459	0.465	0.469	0.465	0.468	0.463	0.458	0.438	0.422	0.448	0.451	
		Stride efficiency (%)	58.56	54.51	52.83	51.74	54.02	54.92	57.08	60.50	61.20	61.49	57.45	57.01	
		Stride count	32.67	33.86	34.40	34.76	34.02	33.74	33.09	32.14	31.96	31.88	32.99	430.47	

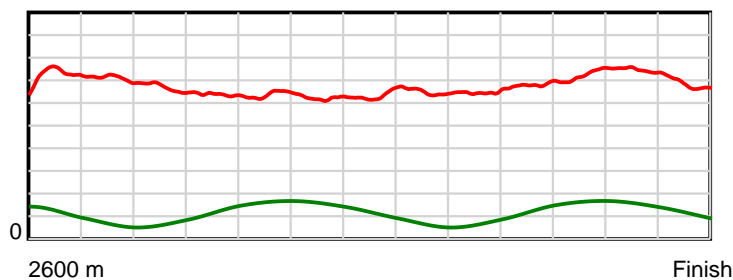
10 m Stride length



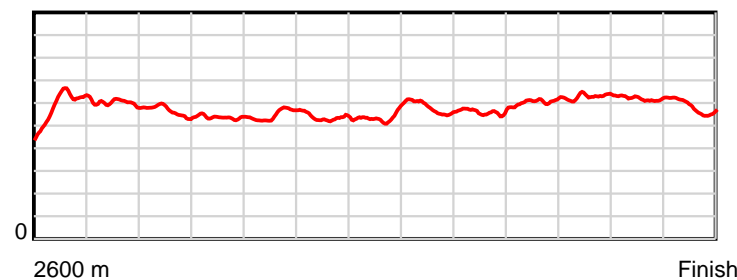
0.6 s Stride duration



20 m/sec Speed



100 % Stride efficiency



Note: Horizontal distance axis grid lines are 200m furlongs.

Disclaimer.

HRNZ and NZMTC and Thoroughbred Ratings Pty Ltd accepts no responsibility for the completeness or accuracy of any of the information contained herein, and makes no representations about its suitability for any particular purpose. Users should make their own judgements about those matters and/or seek independent advice. You assume all risks associated with use of the data provided on this page.



Race Results



June 16, 2023, Race 5, UNIVERSAL PLUMBING MOBILE PACE, Distance 2600m, Addington - Survey 3200m

Result	TAB no.	Horse (Barrier)	2600 to	2400m to
6th	1	Franco Hoffman (1)	2400m	2200m
		Position in running (margin)	-	4(2.9)
		Sectional time (s)	14.13	14.27
		Cumulative time (s)	194.42	180.29
		Speed (m/s)	14.16	14.02
		Stride length (m)	6.88	6.90
		Stride duration (s)	0.479	0.492
		Stride efficiency (%)	73.99	74.44
		Stride count	29.07	28.98

Disclaimer.

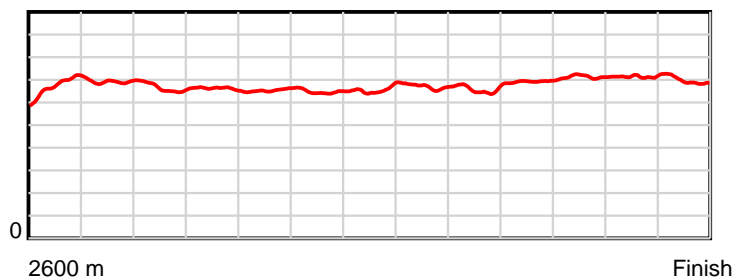
HRNZ and NZMTC and Thoroughbred Ratings Pty Ltd accepts no responsibility for the completeness or accuracy of any of the information contained herein, and makes no representations about its suitability for any particular purpose. Users should make their own judgements about those matters and/or seek independent advice. You assume all risks associated with use of the data provided on this page.

Race Results

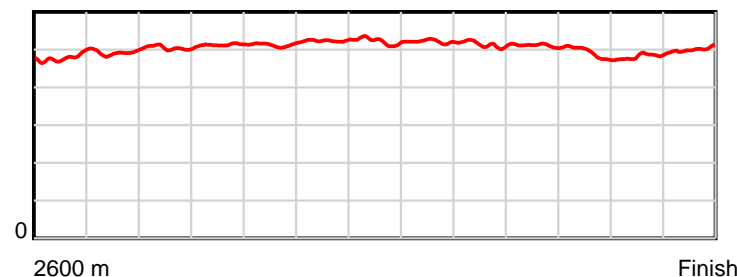
June 16, 2023, Race 5, UNIVERSAL PLUMBING MOBILE PACE, Distance 2600m, Addington - Survey 3200m

Result	TAB no.	Horse (Barrier)	2200m to	2000m to	1800m to	1600m to	1400m to	1200m to	1000m to	800m to	600m to	400m to	200m to	Total or	Margin
6th	1	Franco Hoffman (1)	2000m	1800m	1600m	1400m	1200m	1000m	800m	600m	400m	200m	WP	Average	
		Position in running (margin)	3(3.8)	3(7.5)	3(5.5)	3(3.8)	3(4.1)	5(3.7)	5(3.4)	5(3.7)	5(3.4)	6(3.9)	5(5.5)		9.60
		Sectional time (s)	14.89	15.34	15.59	16.48	15.96	15.63	15.29	14.74	13.90	13.76	14.44		
		Cumulative time (s)	166.02	151.13	135.79	120.20	103.72	87.76	72.13	56.84	42.10	28.20	14.44	3:14.42	
		Speed (m/s)	13.43	13.04	12.83	12.14	12.53	12.80	13.08	13.57	14.39	14.53	13.85	13.37	
		Stride length (m)	6.78	6.69	6.57	6.36	6.55	6.67	6.72	6.93	7.07	7.01	6.95	6.77	
		Stride duration (s)	0.505	0.513	0.513	0.524	0.523	0.521	0.514	0.511	0.491	0.483	0.502	0.506	
		Stride efficiency (%)	71.82	69.87	67.54	63.13	67.01	69.44	70.65	75.08	78.09	76.89	75.45	71.62	
		Stride count	29.50	29.91	30.42	31.47	30.54	30.00	29.74	28.85	28.29	28.51	28.78	384.06	

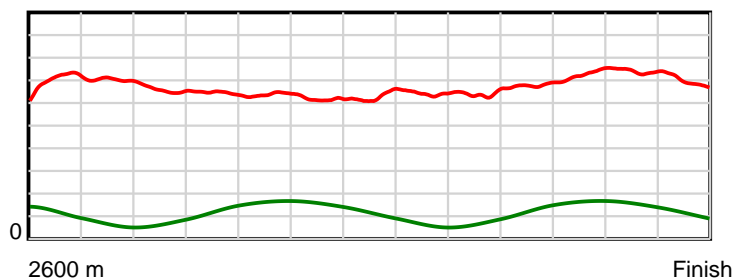
10 m Stride length



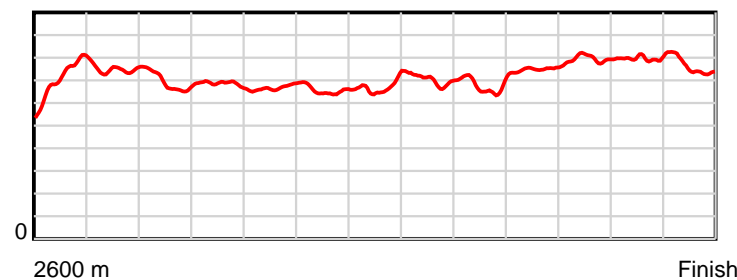
0.6 s Stride duration



20 m/sec Speed



100 % Stride efficiency



Note: Horizontal distance axis grid lines are 200m furlongs.

Disclaimer.

HRNZ and NZMTC and Thoroughbred Ratings Pty Ltd accepts no responsibility for the completeness or accuracy of any of the information contained herein, and makes no representations about its suitability for any particular purpose. Users should make their own judgements about those matters and/or seek independent advice. You assume all risks associated with use of the data provided on this page.



Race Results



June 16, 2023, Race 5, UNIVERSAL PLUMBING MOBILE PACE, Distance 2600m, Addington - Survey 3200m

Result	TAB no.	Horse (Barrier)	2600 to	2400m to
7th	8	Motor Mouth (8)	2400m	2200m
		Position in running (margin)	-	8(9.6)
		Sectional time (s)	15.12	15.98
		Cumulative time (s)	194.85	179.73
		Speed (m/s)	13.23	12.52
		Stride length (m)	0.00	0.00
		Stride duration (s)	0.000	0.000
		Stride efficiency (%)	0.00	0.00
		Stride count	0.00	0.00

Disclaimer.

HRNZ and NZMTC and Thoroughbred Ratings Pty Ltd accepts no responsibility for the completeness or accuracy of any of the information contained herein, and makes no representations about its suitability for any particular purpose. Users should make their own judgements about those matters and/or seek independent advice. You assume all risks associated with use of the data provided on this page.




Race Results

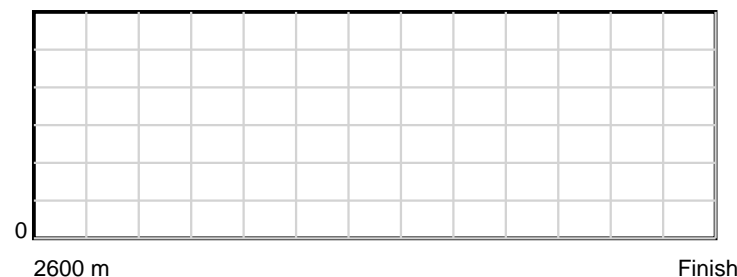
June 16, 2023, Race 5, UNIVERSAL PLUMBING MOBILE PACE, Distance 2600m, Addington - Survey 3200m

Result	TAB no.	Horse (Barrier)	2200m to	2000m to	1800m to	1600m to	1400m to	1200m to	1000m to	800m to	600m to	400m to	200m to	Total or	Margin
7th	8	Motor Mouth (8)	2000m	1800m	1600m	1400m	1200m	1000m	800m	600m	400m	200m	WP	Average	
		Position in running (margin)	9(20.8)	9(23.1)	9(18.0)	9(17.1)	9(12.4)	7(6.6)	7(5.5)	7(5.4)	7(5.3)	7(5.7)	8(7.9)		12.00
		Sectional time (s)	14.66	14.83	15.72	15.64	15.07	15.49	15.23	14.77	13.90	13.87	14.57		
		Cumulative time (s)	163.75	149.09	134.26	118.54	102.90	87.83	72.34	57.11	42.34	28.44	14.57	3:14.85	
		Speed (m/s)	13.64	13.49	12.72	12.79	13.27	12.91	13.13	13.54	14.39	14.42	13.73	13.34	
		Stride length (m)	0.00	0.00	0.00	0.00	0.00	0.00	0.00	0.00	0.00	0.00	0.00	nan	
		Stride duration (s)	0.000	0.000	0.000	0.000	0.000	0.000	0.000	0.000	0.000	0.000	0.000	nan	
		Stride efficiency (%)	0.00	0.00	0.00	0.00	0.00	0.00	0.00	0.00	0.00	0.00	0.00	nan	
		Stride count	0.00	0.00	0.00	0.00	0.00	0.00	0.00	0.00	0.00	0.00	0.00	0.00	


10 m Stride length




0.6 s Stride duration



20 m/sec Speed



100 % Stride efficiency



Note: Horizontal distance axis grid lines are 200m furlongs.

Disclaimer.

HRNZ and NZMTC and Thoroughbred Ratings Pty Ltd accepts no responsibility for the completeness or accuracy of any of the information contained herein, and makes no representations about its suitability for any particular purpose. Users should make their own judgements about those matters and/or seek independent advice. You assume all risks associated with use of the data provided on this page.



Race Results



June 16, 2023, Race 5, UNIVERSAL PLUMBING MOBILE PACE, Distance 2600m, Addington - Survey 3200m

Result	TAB no.	Horse (Barrier)	2600 to	2400m to
8th	3	Straight Flush (3)	2400m	2200m
		Position in running (margin)	-	3(2.7)
		Sectional time (s)	14.08	14.73
		Cumulative time (s)	194.97	180.89
		Speed (m/s)	14.21	13.58
		Stride length (m)	6.26	6.21
		Stride duration (s)	0.439	0.458
		Stride efficiency (%)	61.15	60.29
		Stride count	31.97	32.20

Disclaimer.

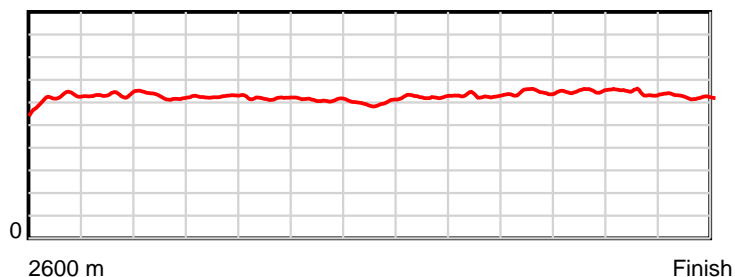
HRNZ and NZMTC and Thoroughbred Ratings Pty Ltd accepts no responsibility for the completeness or accuracy of any of the information contained herein, and makes no representations about its suitability for any particular purpose. Users should make their own judgements about those matters and/or seek independent advice. You assume all risks associated with use of the data provided on this page.

Race Results

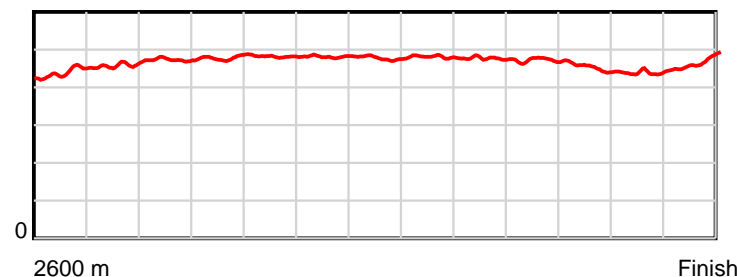
June 16, 2023, Race 5, UNIVERSAL PLUMBING MOBILE PACE, Distance 2600m, Addington - Survey 3200m

Result	TAB no.	Horse (Barrier)	2200m to	2000m to	1800m to	1600m to	1400m to	1200m to	1000m to	800m to	600m to	400m to	200m to	Total or	Margin
8th	3	Straight Flush (3)	2000m	1800m	1600m	1400m	1200m	1000m	800m	600m	400m	200m	WP	Average	
		Position in running (margin)	4(6.4)	4(10.5)	4(7.7)	4(6.2)	4(4.5)	4(3.4)	4(3.2)	4(3.3)	4(2.2)	5(3.6)	6(6.4)		12.70
		Sectional time (s)	14.96	15.22	15.62	16.15	15.85	15.63	15.27	14.59	14.07	13.96	14.84		
		Cumulative time (s)	166.16	151.20	135.98	120.36	104.21	88.36	72.73	57.46	42.87	28.80	14.84	3:14.97	
		Speed (m/s)	13.37	13.14	12.80	12.38	12.62	12.80	13.10	13.71	14.21	14.33	13.48	13.34	
		Stride length (m)	6.32	6.29	6.17	5.96	6.02	6.15	6.25	6.47	6.43	6.29	6.30	6.24	
		Stride duration (s)	0.473	0.479	0.482	0.481	0.477	0.481	0.477	0.472	0.452	0.439	0.468	0.468	
		Stride efficiency (%)	62.47	61.82	59.42	55.55	56.67	59.12	60.97	65.34	64.64	61.84	62.06	60.78	
		Stride count	31.63	31.80	32.43	33.54	33.21	32.52	32.02	30.93	31.10	31.79	31.74	416.88	

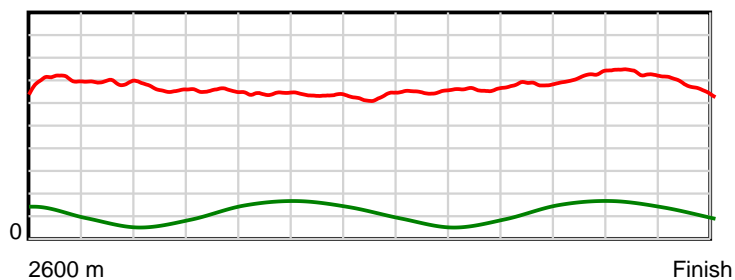
10 m Stride length



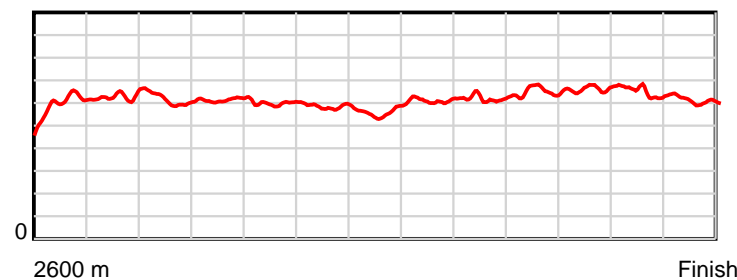
0.6 s Stride duration



20 m/sec Speed



100 % Stride efficiency



Note: Horizontal distance axis grid lines are 200m furlongs.

Disclaimer.

HRNZ and NZMTC and Thoroughbred Ratings Pty Ltd accepts no responsibility for the completeness or accuracy of any of the information contained herein, and makes no representations about its suitability for any particular purpose. Users should make their own judgements about those matters and/or seek independent advice. You assume all risks associated with use of the data provided on this page.



Race Results



June 16, 2023, Race 5, UNIVERSAL PLUMBING MOBILE PACE, Distance 2600m, Addington - Survey 3200m

Result	TAB no.	Horse (Barrier)	2600 to	2400m to
9th	7	Playing With S... (7)	2400m	2200m
		Position in running (margin)	-	7(8.7)
		Sectional time (s)	15.08	15.50
		Cumulative time (s)	196.09	181.01
		Speed (m/s)	13.27	12.90
		Stride length (m)	6.14	5.98
		Stride duration (s)	0.459	0.463
		Stride efficiency (%)	58.93	55.84
		Stride count	32.57	33.46

Disclaimer.

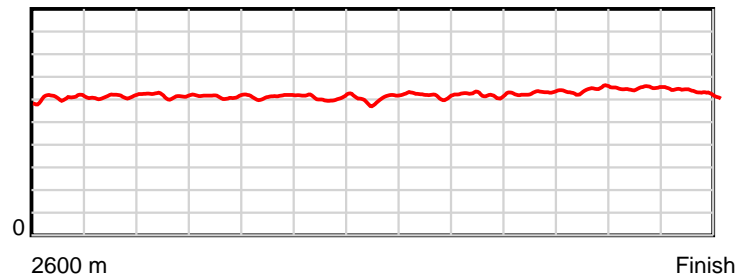
HRNZ and NZMTC and Thoroughbred Ratings Pty Ltd accepts no responsibility for the completeness or accuracy of any of the information contained herein, and makes no representations about its suitability for any particular purpose. Users should make their own judgements about those matters and/or seek independent advice. You assume all risks associated with use of the data provided on this page.

Race Results

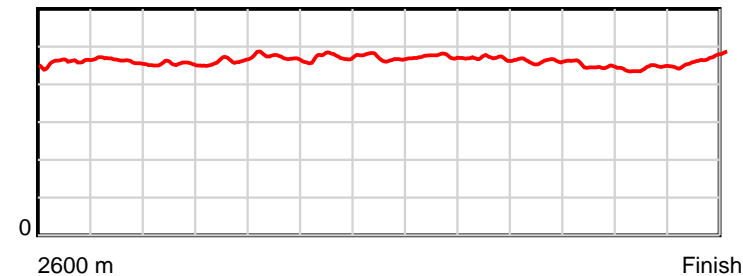
June 16, 2023, Race 5, UNIVERSAL PLUMBING MOBILE PACE, Distance 2600m, Addington - Survey 3200m

Result	TAB no.	Horse (Barrier)	2200m to	2000m to	1800m to	1600m to	1400m to	1200m to	1000m to	800m to	600m to	400m to	200m to	Total or	Margin
9th	7	Playing With S... (7)	2000m	1800m	1600m	1400m	1200m	1000m	800m	600m	400m	200m	WP	Average	
		Position in running (margin)	7(17.0)	7(18.5)	7(14.1)	7(12.8)	7(10.1)	8(7.2)	8(7.4)	8(6.5)	8(5.9)	8(8.6)	9(12.7)		18.90
		Sectional time (s)	14.53	14.94	15.66	15.96	15.56	15.70	15.10	14.67	14.28	14.19	14.92		
		Cumulative time (s)	165.51	150.98	136.04	120.38	104.42	88.86	73.16	58.06	43.39	29.11	14.92	3:16.09	
		Speed (m/s)	13.76	13.39	12.77	12.53	12.85	12.74	13.25	13.63	14.01	14.09	13.40	13.26	
		Stride length (m)	6.25	6.16	6.04	5.92	6.05	6.04	6.21	6.29	6.28	6.24	6.28	6.14	
		Stride duration (s)	0.454	0.460	0.473	0.472	0.470	0.474	0.469	0.462	0.448	0.443	0.468	0.463	
		Stride efficiency (%)	61.13	59.31	57.06	54.74	57.14	56.94	60.30	61.88	61.55	60.83	61.58	58.95	
		Stride count	31.98	32.46	33.10	33.79	33.07	33.13	32.20	31.78	31.87	32.05	31.86	423.32	

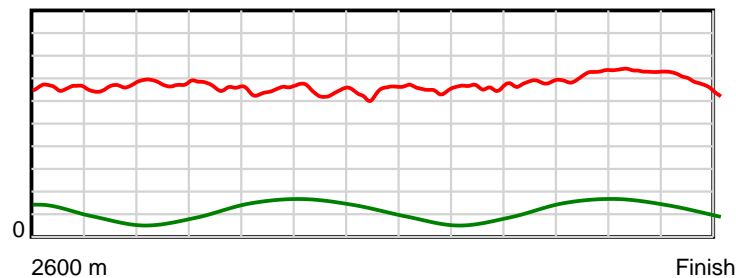
10 m Stride length



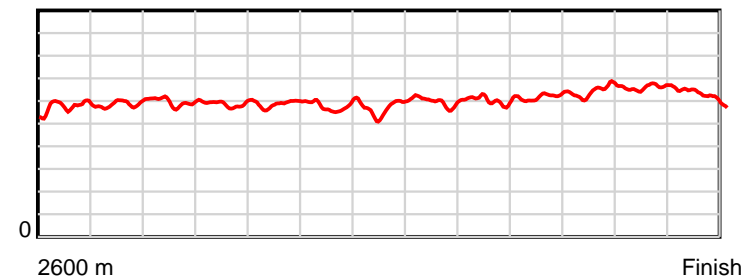
0.6 s Stride duration



20 m/sec Speed



100 % Stride efficiency



Note: Horizontal distance axis grid lines are 200m furlongs.

Disclaimer.

HRNZ and NZMTC and Thoroughbred Ratings Pty Ltd accepts no responsibility for the completeness or accuracy of any of the information contained herein, and makes no representations about its suitability for any particular purpose. Users should make their own judgements about those matters and/or seek independent advice. You assume all risks associated with use of the data provided on this page.