



Race Results

NZ Metropolitan Trotting Club Inc, HRNZ, June 23, 2023

Compilation date: June 23, 2023, 9:28:29 PM (NZST)

Copyright © 2023 HRNZ and NZMTC. All rights reserved.

Trademarks.

StrideMASTER is a registered trademark of Thoroughbred Ratings Pty Ltd.

Disclaimer.

HRNZ and NZMTC and Thoroughbred Ratings Pty Ltd accepts no responsibility for the completeness or accuracy of any of the information contained herein, and makes no representations about its suitability for any particular purpose. Users should make their own judgements about those matters and/or seek independent advice. You assume all risks associated with use of the data provided on this page.

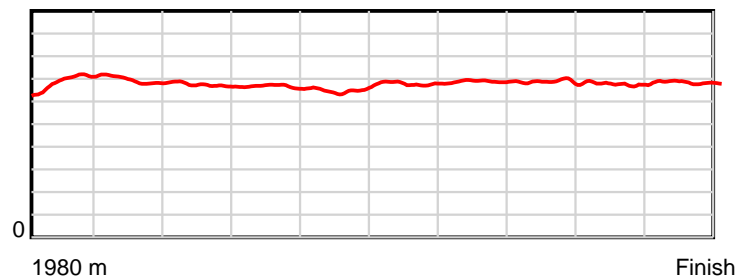


Race Results

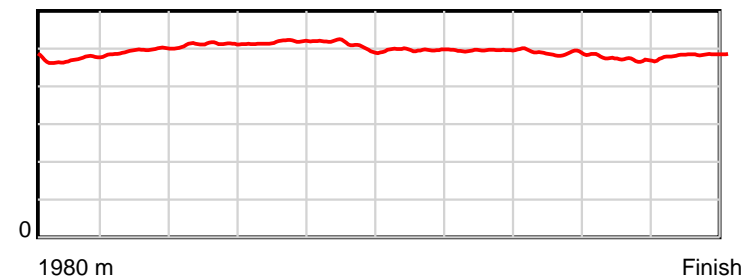
June 23, 2023, Race 8, WOODLANDS STUD - BREEDING A BETTER FUTURE MOBILE PACE, Distance 1980m, Addington - Survey 1980m

Result	TAB no.	Horse (Barrier)	1980 to	1800m to	1600m to	1400m to	1200m to	1000m to	800m to	600m to	400m to	200m to	Total or	Margin
1st	12	Creed (11)	1800m	1600m	1400m	1200m	1000m	800m	600m	400m	200m	WP	Average	
		Position in running (margin)	-	7(5.5)	8(10.1)	8(9.9)	8(9.5)	9(7.5)	7(4.5)	6(3.1)	5(3.2)	1(0.0)		0.00
		Sectional time (s)	12.59	14.77	15.46	15.48	15.92	14.90	14.30	14.66	14.31	14.07		
		Cumulative time (s)	146.46	133.87	119.10	103.64	88.16	72.24	57.34	43.04	28.38	14.07	2:26.46	
		Speed (m/s)	14.30	13.54	12.94	12.92	12.56	13.42	13.99	13.64	13.98	14.21	13.52	
		Stride length (m)	6.93	6.71	6.62	6.68	6.39	6.67	6.94	6.65	6.59	6.88	6.70	
		Stride duration (s)	0.470	0.495	0.512	0.517	0.508	0.497	0.496	0.488	0.472	0.484	0.496	
		Stride efficiency (%)	75.00	70.27	68.56	69.81	63.74	69.55	75.28	69.17	67.93	73.93	70.16	
		Stride count	25.98	29.83	30.19	29.92	31.31	29.98	28.81	30.06	30.33	29.08	295.49	

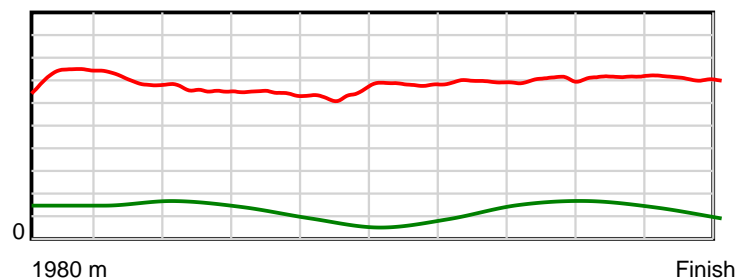
10 m Stride length



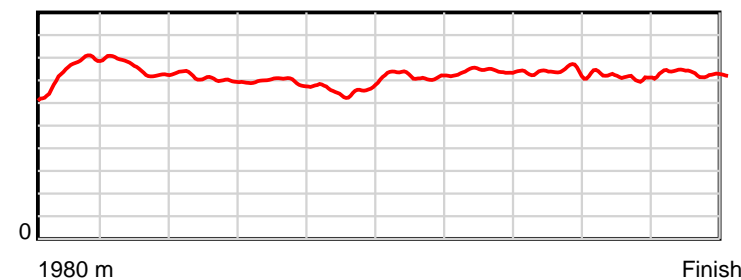
0.6 s Stride duration



20 m/sec Speed



100 % Stride efficiency



Note: Horizontal distance axis grid lines are 200m furlongs.

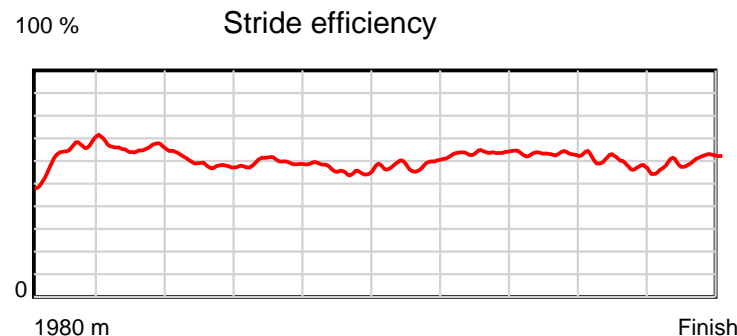
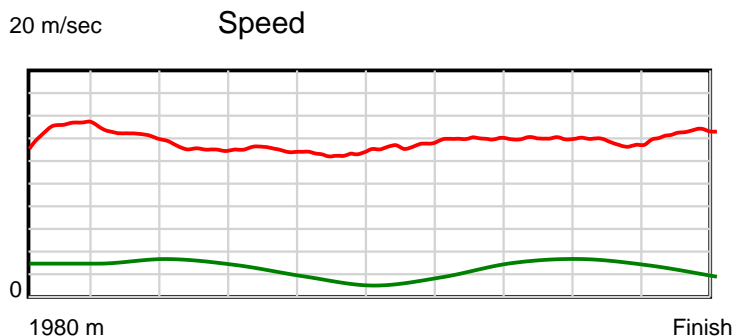
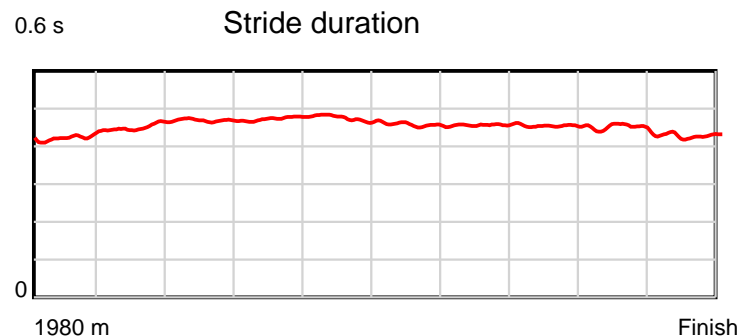
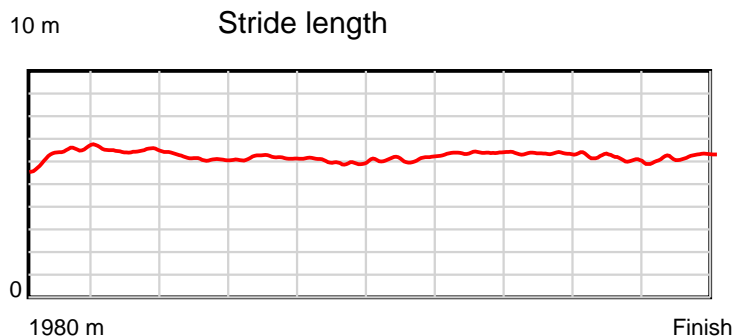
Disclaimer.

HRNZ and NZMTC and Thoroughbred Ratings Pty Ltd accepts no responsibility for the completeness or accuracy of any of the information contained herein, and makes no representations about its suitability for any particular purpose. Users should make their own judgements about those matters and/or seek independent advice. You assume all risks associated with use of the data provided on this page.

Race Results

June 23, 2023, Race 8, WOODLANDS STUD - BREEDING A BETTER FUTURE MOBILE PACE, Distance 1980m, Addington - Survey 1980m

Result	TAB no.	Horse (Barrier)	1980 to	1800m to	1600m to	1400m to	1200m to	1000m to	800m to	600m to	400m to	200m to	Total or	Margin
2nd	3	Tornado Banner (3)	1800m	1600m	1400m	1200m	1000m	800m	600m	400m	200m	WP	Average	
		Position in running (margin)	-	4(2.0)	5(4.8)	5(6.4)	5(5.7)	5(4.5)	5(3.2)	5(2.1)	4(2.8)	5(2.3)		0.80
		Sectional time (s)	12.09	14.47	15.77	15.43	16.06	15.19	14.36	14.75	14.77	13.72		
		Cumulative time (s)	146.61	134.52	120.05	104.28	88.85	72.79	57.60	43.24	28.49	13.72	2:26.61	
		Speed (m/s)	14.89	13.82	12.68	12.96	12.45	13.17	13.93	13.56	13.54	14.58	13.51	
		Stride length (m)	6.38	6.23	5.95	6.14	5.91	6.01	6.37	6.15	6.06	6.25	6.14	
		Stride duration (s)	0.423	0.451	0.469	0.473	0.475	0.457	0.457	0.454	0.448	0.429	0.455	
		Stride efficiency (%)	63.56	60.72	55.36	58.86	54.64	56.51	63.44	59.19	57.43	61.01	58.92	
		Stride count	28.22	32.08	33.60	32.59	33.82	33.26	31.39	32.50	32.99	32.01	322.46	



Note: Horizontal distance axis grid lines are 200m furlongs.

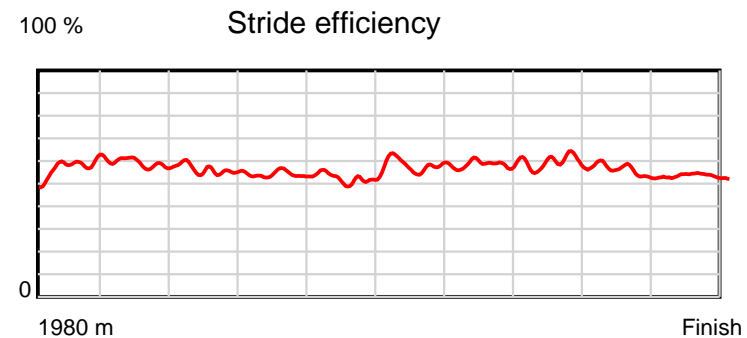
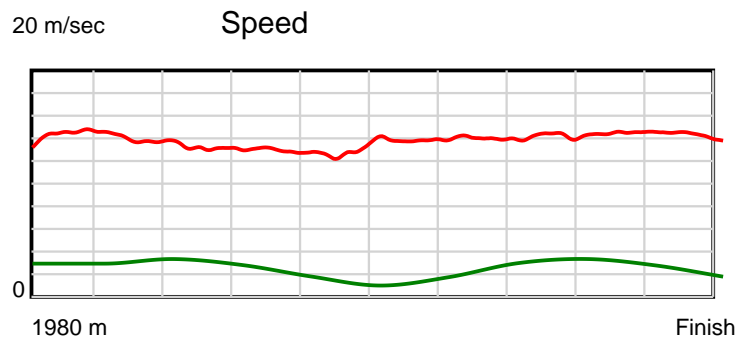
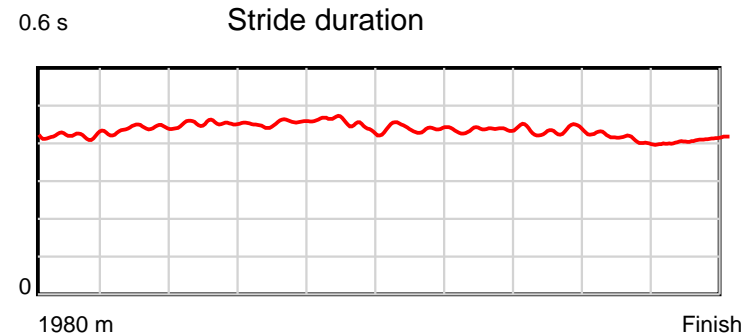
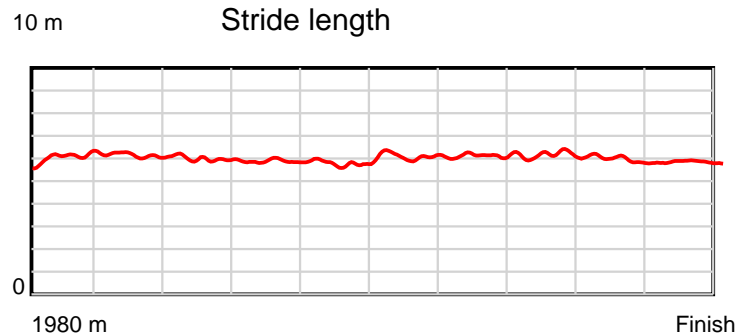
Disclaimer.

HRNZ and NZMTC and Thoroughbred Ratings Pty Ltd accepts no responsibility for the completeness or accuracy of any of the information contained herein, and makes no representations about its suitability for any particular purpose. Users should make their own judgements about those matters and/or seek independent advice. You assume all risks associated with use of the data provided on this page.

Race Results

June 23, 2023, Race 8, WOODLANDS STUD - BREEDING A BETTER FUTURE MOBILE PACE, Distance 1980m, Addington - Survey 1980m

Result	TAB no.	Horse (Barrier)	1980 to	1800m to	1600m to	1400m to	1200m to	1000m to	800m to	600m to	400m to	200m to	Total or	Margin
3rd	13	Kalatra (12)	1800m	1600m	1400m	1200m	1000m	800m	600m	400m	200m	WP	Average	
		Position in running (margin)	-	8(7.0)	9(11.9)	9(11.7)	10(11.5)	10(9.2)	9(6.3)	9(5.0)	6(4.6)	4(1.8)		1.90
		Sectional time (s)	12.87	14.81	15.48	15.49	15.90	14.91	14.32	14.56	14.39	14.08		
		Cumulative time (s)	146.81	133.94	119.13	103.65	88.16	72.26	57.35	43.03	28.47	14.08	2:26.81	
		Speed (m/s)	13.99	13.50	12.92	12.91	12.58	13.41	13.97	13.74	13.90	14.20	13.49	
		Stride length (m)	6.11	5.92	5.86	5.86	5.67	5.92	6.11	5.94	5.70	5.82	5.89	
		Stride duration (s)	0.421	0.439	0.453	0.454	0.451	0.441	0.437	0.432	0.410	0.410	0.436	
		Stride efficiency (%)	58.32	54.82	53.65	53.61	50.28	54.78	58.31	55.06	50.85	52.92	54.13	
		Stride count	29.46	33.77	34.13	34.15	35.26	33.78	32.74	33.69	35.06	34.37	336.41	



Note: Horizontal distance axis grid lines are 200m furlongs.

Disclaimer.

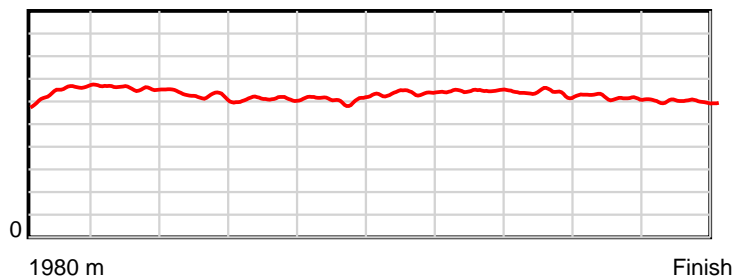
HRNZ and NZMTC and Thoroughbred Ratings Pty Ltd accepts no responsibility for the completeness or accuracy of any of the information contained herein, and makes no representations about its suitability for any particular purpose. Users should make their own judgements about those matters and/or seek independent advice. You assume all risks associated with use of the data provided on this page.

Race Results

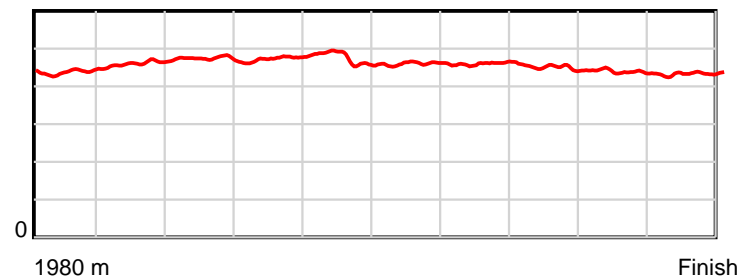
June 23, 2023, Race 8, WOODLANDS STUD - BREEDING A BETTER FUTURE MOBILE PACE, Distance 1980m, Addington - Survey 1980m

Result	TAB no.	Horse (Barrier)	1980 to	1800m to	1600m to	1400m to	1200m to	1000m to	800m to	600m to	400m to	200m to	Total or	Margin
4th	11	Wuhan (10)	1800m	1600m	1400m	1200m	1000m	800m	600m	400m	200m	WP	Average	
		Position in running (margin)	-	6(5.2)	6(9.1)	7(8.5)	7(8.3)	6(5.6)	4(2.5)	3(1.1)	3(2.3)	2(0.6)		2.40
		Sectional time (s)	12.37	14.66	15.39	15.51	15.81	14.89	14.29	14.85	14.55	14.56		
		Cumulative time (s)	146.88	134.51	119.85	104.46	88.95	73.14	58.25	43.96	29.11	14.56	2:26.88	
		Speed (m/s)	14.55	13.64	13.00	12.89	12.65	13.43	14.00	13.47	13.75	13.74	13.48	
		Stride length (m)	6.49	6.28	6.16	6.10	6.00	6.18	6.43	6.05	6.03	5.96	6.16	
		Stride duration (s)	0.437	0.460	0.474	0.473	0.474	0.460	0.460	0.449	0.439	0.434	0.457	
		Stride efficiency (%)	65.75	61.66	59.38	58.06	56.22	59.63	64.69	57.24	56.79	55.51	59.30	
		Stride count	27.75	31.84	32.44	32.81	33.34	32.38	31.08	33.05	33.18	33.56	321.43	

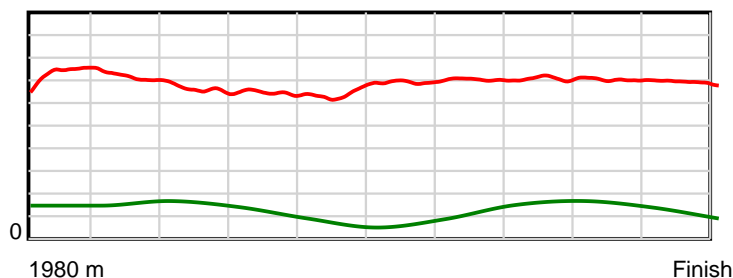
10 m Stride length



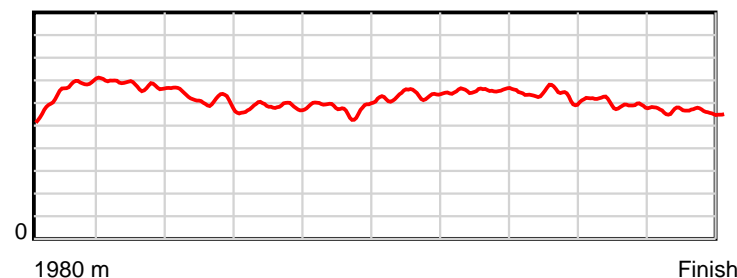
0.6 s Stride duration



20 m/sec Speed



100 % Stride efficiency



Note: Horizontal distance axis grid lines are 200m furlongs.

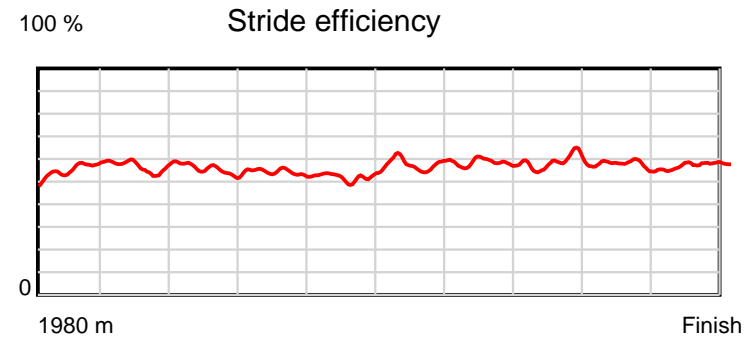
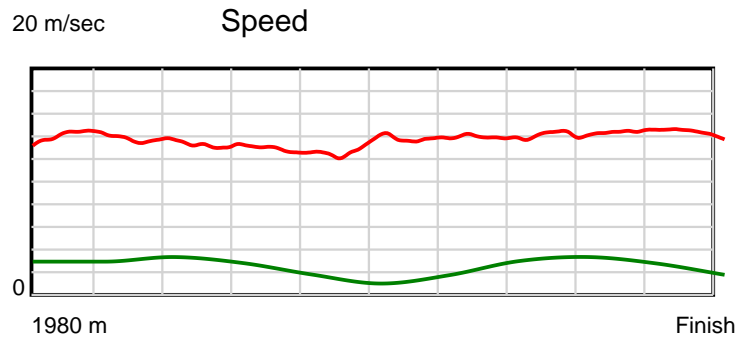
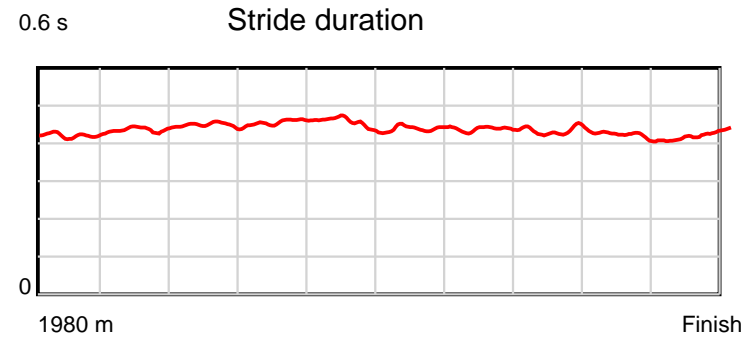
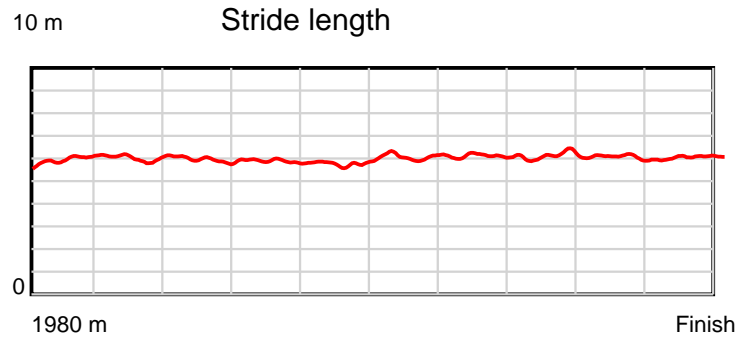
Disclaimer.

HRNZ and NZMTC and Thoroughbred Ratings Pty Ltd accepts no responsibility for the completeness or accuracy of any of the information contained herein, and makes no representations about its suitability for any particular purpose. Users should make their own judgements about those matters and/or seek independent advice. You assume all risks associated with use of the data provided on this page.

Race Results

June 23, 2023, Race 8, WOODLANDS STUD - BREEDING A BETTER FUTURE MOBILE PACE, Distance 1980m, Addington - Survey 1980m

Result	TAB no.	Horse (Barrier)	1980 to	1800m to	1600m to	1400m to	1200m to	1000m to	800m to	600m to	400m to	200m to	Total or	Margin
5th	14	Vatican Green (13)	1800m	1600m	1400m	1200m	1000m	800m	600m	400m	200m	WP	Average	
		Position in running (margin)	-	12(8.7)	10(14.7)	10(13.7)	11(13.3)	11(11.6)	11(7.6)	12(6.6)	9(6.3)	7(3.9)		3.10
		Sectional time (s)	13.10	15.00	15.32	15.48	15.98	14.74	14.36	14.59	14.45	13.99		
		Cumulative time (s)	147.01	133.91	118.91	103.59	88.11	72.13	57.39	43.03	28.44	13.99	2:27.01	
		Speed (m/s)	13.74	13.33	13.05	12.92	12.52	13.57	13.93	13.71	13.84	14.30	13.47	
		Stride length (m)	5.97	5.82	5.85	5.90	5.67	5.98	6.09	5.93	5.80	6.06	5.91	
		Stride duration (s)	0.421	0.437	0.448	0.457	0.453	0.440	0.437	0.432	0.419	0.424	0.438	
		Stride efficiency (%)	55.75	52.98	53.53	54.48	50.31	55.82	57.97	54.90	52.64	57.35	54.49	
		Stride count	30.14	34.35	34.17	33.87	35.25	33.46	32.84	33.74	34.46	33.01	335.29	



Note: Horizontal distance axis grid lines are 200m furlongs.

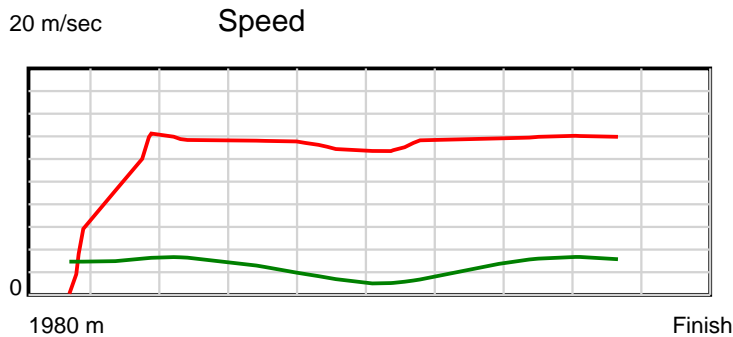
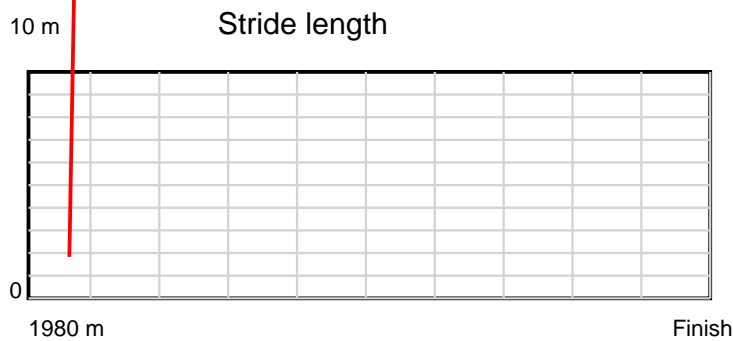
Disclaimer.

HRNZ and NZMTC and Thoroughbred Ratings Pty Ltd accepts no responsibility for the completeness or accuracy of any of the information contained herein, and makes no representations about its suitability for any particular purpose. Users should make their own judgements about those matters and/or seek independent advice. You assume all risks associated with use of the data provided on this page.

Race Results

June 23, 2023, Race 8, WOODLANDS STUD - BREEDING A BETTER FUTURE MOBILE PACE, Distance 1980m, Addington - Survey 1980m

Result	TAB no.	Horse (Barrier)	1980 to	1800m to	1600m to	1400m to	1200m to	1000m to	800m to	600m to	400m to	200m to	Total or	Margin
6th	8	Rushkinoff (7)	1800m	1600m	1400m	1200m	1000m	800m	600m	400m	200m	WP	Average	
		Position in running (margin)	-	10(8.1)	11(16.2)	12(16.6)	12(16.1)	12(14.2)	12(9.4)	10(6.5)	11(7.5)	9(5.4)		3.20
		Sectional time (s)	13.04	15.37	15.56	15.45	15.95	14.59	14.07	14.80	14.49	13.71		
		Cumulative time (s)	147.03	133.99	118.62	103.06	87.61	71.66	57.07	43.00	28.20	13.71	2:27.03	
		Speed (m/s)	13.81	13.01	12.85	12.94	12.54	13.71	14.21	13.51	13.80	14.59	13.47	
		Stride length (m)	44.32	16.92	15.71	27.81	27.58	19.54	23.98	10.86	12.12	114.67	20.14	
		Stride duration (s)	3.179	1.301	1.223	2.149	2.199	1.425	1.687	0.803	0.878	7.859	1.496	
		Stride efficiency (%)	3069.65	447.62	385.87	1208.72	1188.45	596.62	898.88	184.18	229.71	20549.11	634.13	
		Stride count	4.06	11.82	12.73	7.19	7.25	10.24	8.34	18.42	16.50	1.74	98.29	



Note: Horizontal distance axis grid lines are 200m furlongs.

Disclaimer.

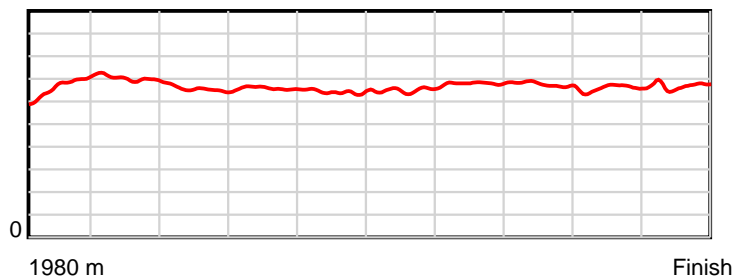
HRNZ and NZMTC and Thoroughbred Ratings Pty Ltd accepts no responsibility for the completeness or accuracy of any of the information contained herein, and makes no representations about its suitability for any particular purpose. Users should make their own judgements about those matters and/or seek independent advice. You assume all risks associated with use of the data provided on this page.

Race Results

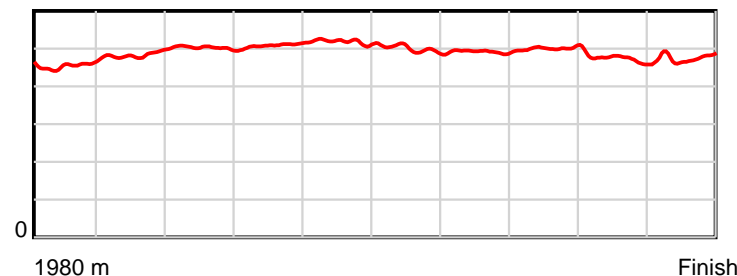
June 23, 2023, Race 8, WOODLANDS STUD - BREEDING A BETTER FUTURE MOBILE PACE, Distance 1980m, Addington - Survey 1980m

Result	TAB no.	Horse (Barrier)	1980 to	1800m to	1600m to	1400m to	1200m to	1000m to	800m to	600m to	400m to	200m to	Total or	Margin
7th	1	Victor Lustig (1)	1800m	1600m	1400m	1200m	1000m	800m	600m	400m	200m	WP	Average	
		Position in running (margin)	-	5(3.7)	4(3.9)	4(4.6)	4(4.3)	4(4.2)	6(3.9)	7(3.8)	10(6.5)	10(5.5)		6.20
		Sectional time (s)	12.11	14.06	15.61	15.49	16.24	15.35	14.52	15.09	14.68	14.42		
		Cumulative time (s)	147.57	135.46	121.40	105.79	90.30	74.06	58.71	44.19	29.10	14.42	2:27.57	
		Speed (m/s)	14.87	14.22	12.81	12.91	12.32	13.03	13.77	13.25	13.62	13.87	13.42	
		Stride length (m)	6.70	6.89	6.44	6.57	6.38	6.50	6.78	6.64	6.43	6.62	6.59	
		Stride duration (s)	0.454	0.484	0.503	0.509	0.518	0.499	0.492	0.501	0.472	0.477	0.491	
		Stride efficiency (%)	70.17	74.23	64.84	67.55	63.69	65.93	71.85	68.92	64.56	68.50	67.88	
		Stride count	26.86	29.02	31.05	30.42	31.33	30.79	29.50	30.12	31.12	30.21	300.42	

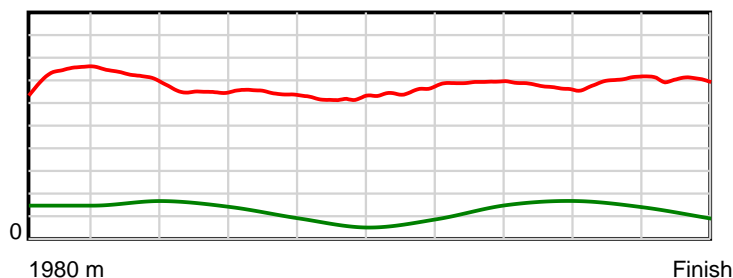
10 m Stride length



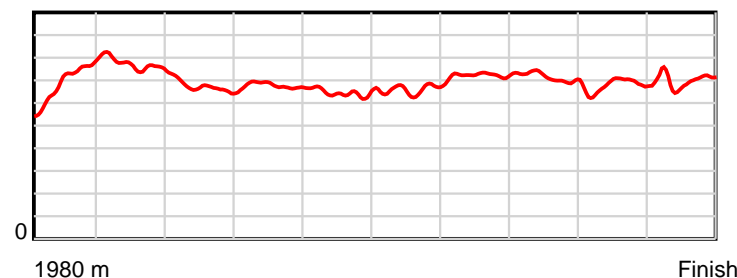
0.6 s Stride duration



20 m/sec Speed



100 % Stride efficiency



Note: Horizontal distance axis grid lines are 200m furlongs.

Disclaimer.

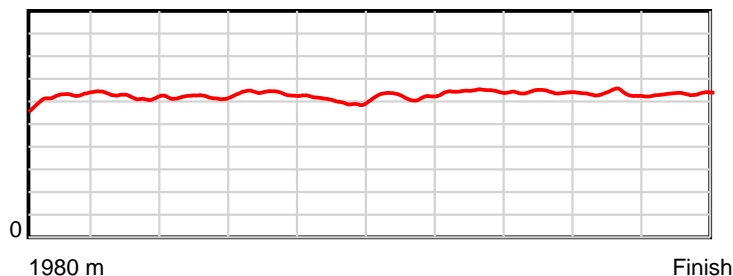
HRNZ and NZMTC and Thoroughbred Ratings Pty Ltd accepts no responsibility for the completeness or accuracy of any of the information contained herein, and makes no representations about its suitability for any particular purpose. Users should make their own judgements about those matters and/or seek independent advice. You assume all risks associated with use of the data provided on this page.

Race Results

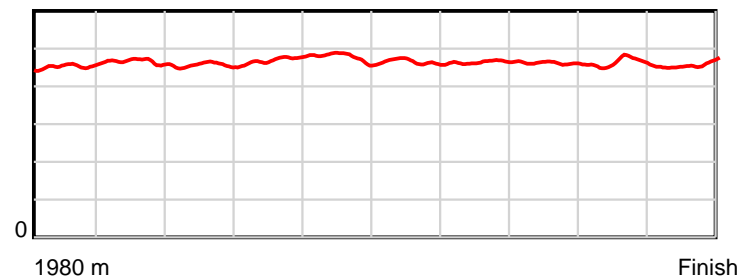
June 23, 2023, Race 8, WOODLANDS STUD - BREEDING A BETTER FUTURE MOBILE PACE, Distance 1980m, Addington - Survey 1980m

Result	TAB no.	Horse (Barrier)	1980 to	1800m to	1600m to	1400m to	1200m to	1000m to	800m to	600m to	400m to	200m to	Total or	Margin
8th	9	Aleks Kristina (8)	1800m	1600m	1400m	1200m	1000m	800m	600m	400m	200m	WP	Average	
		Position in running (margin)	-	11(8.7)	12(18.7)	11(14.6)	9(10.1)	8(7.4)	8(5.2)	8(4.1)	7(4.7)	8(4.4)		6.30
		Sectional time (s)	13.12	15.68	14.82	14.79	15.81	15.03	14.35	14.74	14.80	14.45		
		Cumulative time (s)	147.59	134.47	118.79	103.97	89.18	73.37	58.34	43.99	29.25	14.45	2:27.59	
		Speed (m/s)	13.72	12.76	13.50	13.52	12.65	13.31	13.94	13.57	13.51	13.84	13.42	
		Stride length (m)	6.26	5.94	6.15	6.37	6.02	6.19	6.47	6.26	6.26	6.35	6.22	
		Stride duration (s)	0.453	0.466	0.456	0.471	0.476	0.465	0.464	0.461	0.463	0.459	0.464	
		Stride efficiency (%)	61.18	55.15	59.06	63.42	56.71	59.82	65.45	61.17	61.14	62.92	60.49	
		Stride count	28.77	33.67	32.53	31.39	33.20	32.33	30.90	31.97	31.97	31.52	318.25	

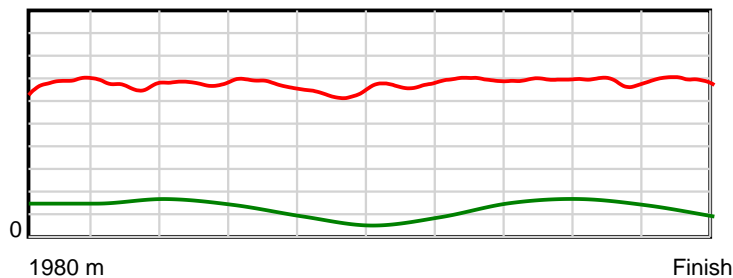
10 m Stride length



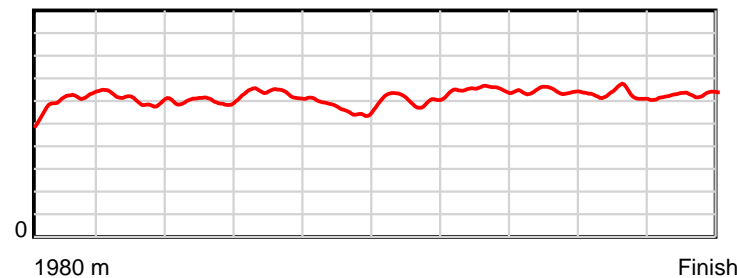
0.6 s Stride duration



20 m/sec Speed



100 % Stride efficiency



Note: Horizontal distance axis grid lines are 200m furlongs.

Disclaimer.

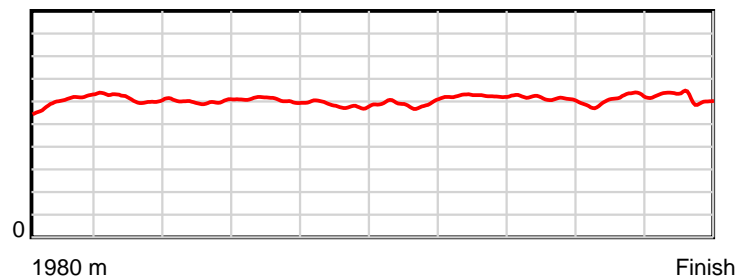
HRNZ and NZMTC and Thoroughbred Ratings Pty Ltd accepts no responsibility for the completeness or accuracy of any of the information contained herein, and makes no representations about its suitability for any particular purpose. Users should make their own judgements about those matters and/or seek independent advice. You assume all risks associated with use of the data provided on this page.

Race Results

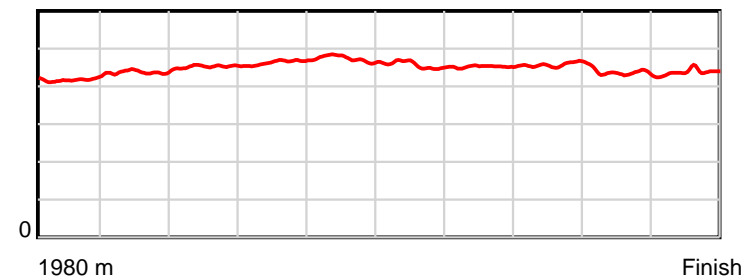
June 23, 2023, Race 8, WOODLANDS STUD - BREEDING A BETTER FUTURE MOBILE PACE, Distance 1980m, Addington - Survey 1980m

Result	TAB no.	Horse (Barrier)	1980 to	1800m to	1600m to	1400m to	1200m to	1000m to	800m to	600m to	400m to	200m to	Total or	Margin
9th	10	Kowhai Nugget (9)	1800m	1600m	1400m	1200m	1000m	800m	600m	400m	200m	WP	Average	
		Position in running (margin)	-	9(7.2)	7(9.4)	6(7.2)	6(6.6)	7(6.3)	10(6.5)	11(6.5)	12(8.8)	11(7.1)		7.50
		Sectional time (s)	12.90	14.36	15.13	15.44	16.23	15.43	14.54	15.01	14.56	14.21		
		Cumulative time (s)	147.81	134.91	120.55	105.42	89.98	73.75	58.32	43.78	28.77	14.21	2:27.81	
		Speed (m/s)	13.96	13.93	13.22	12.95	12.32	12.96	13.76	13.32	13.74	14.07	13.40	
		Stride length (m)	6.04	6.09	5.99	6.01	5.83	5.91	6.22	6.10	5.99	6.17	6.03	
		Stride duration (s)	0.418	0.437	0.453	0.463	0.473	0.456	0.452	0.458	0.436	0.438	0.450	
		Stride efficiency (%)	57.07	57.92	55.99	56.36	53.19	54.66	60.50	58.09	56.13	59.54	56.89	
		Stride count	29.79	32.85	33.41	33.30	34.28	33.82	32.14	32.80	33.37	32.40	328.16	

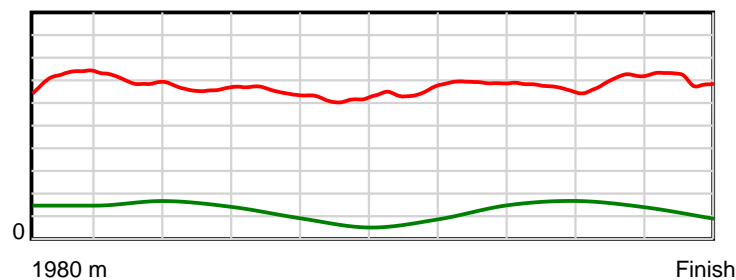
10 m Stride length



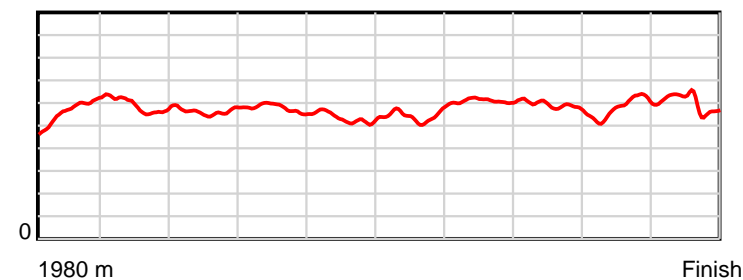
0.6 s Stride duration



20 m/sec Speed



100 % Stride efficiency



Note: Horizontal distance axis grid lines are 200m furlongs.

Disclaimer.

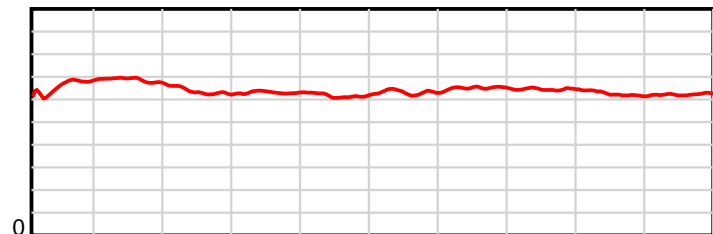
HRNZ and NZMTC and Thoroughbred Ratings Pty Ltd accepts no responsibility for the completeness or accuracy of any of the information contained herein, and makes no representations about its suitability for any particular purpose. Users should make their own judgements about those matters and/or seek independent advice. You assume all risks associated with use of the data provided on this page.

Race Results

June 23, 2023, Race 8, WOODLANDS STUD - BREEDING A BETTER FUTURE MOBILE PACE, Distance 1980m, Addington - Survey 1980m

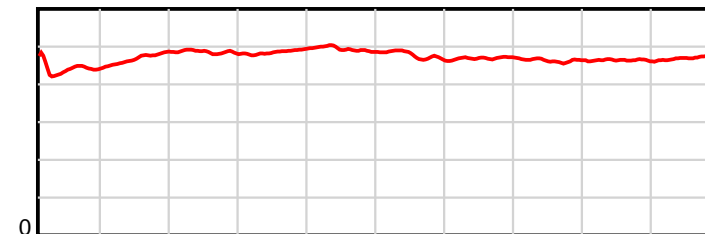
Result	TAB no.	Horse (Barrier)	1980 to	1800m to	1600m to	1400m to	1200m to	1000m to	800m to	600m to	400m to	200m to	Total or	Margin
10th	7	The Golden Ski... (6)	1800m	1600m	1400m	1200m	1000m	800m	600m	400m	200m	WP	Average	
		Position in running (margin)	-	3(1.8)	3(3.1)	3(3.8)	3(3.3)	3(2.8)	2(1.6)	2(0.8)	2(0.9)	6(2.8)		8.80
		Sectional time (s)	11.91	14.22	15.62	15.46	16.17	15.20	14.40	14.66	15.17	15.23		
		Cumulative time (s)	148.04	136.13	121.91	106.29	90.83	74.66	59.46	45.06	30.40	15.23	2:28.04	
		Speed (m/s)	15.12	14.06	12.80	12.94	12.37	13.16	13.89	13.64	13.18	13.13	13.37	
		Stride length (m)	6.58	6.62	6.22	6.30	6.09	6.26	6.52	6.31	6.12	6.22	6.32	
		Stride duration (s)	0.437	0.471	0.486	0.487	0.493	0.476	0.470	0.463	0.464	0.474	0.472	
		Stride efficiency (%)	67.63	68.51	60.46	61.96	58.03	61.23	66.47	62.25	58.44	60.47	62.35	
		Stride count	27.36	30.21	32.15	31.76	32.82	31.95	30.66	31.69	32.70	32.15	313.45	

10 m Stride length



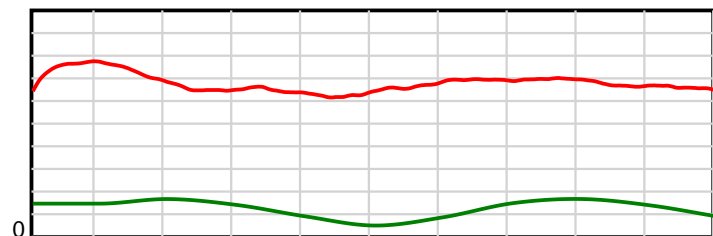
1980 m Finish

0.6 s Stride duration



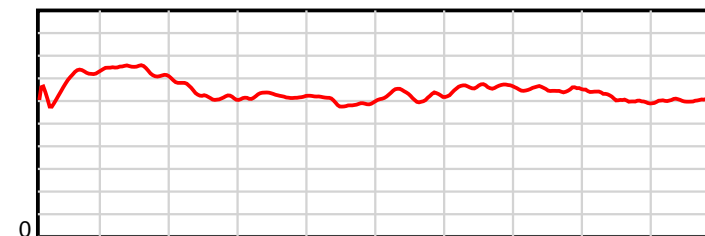
1980 m Finish

20 m/sec Speed



1980 m Finish

100 % Stride efficiency



1980 m Finish

Note: Horizontal distance axis grid lines are 200m furlongs.

Disclaimer.

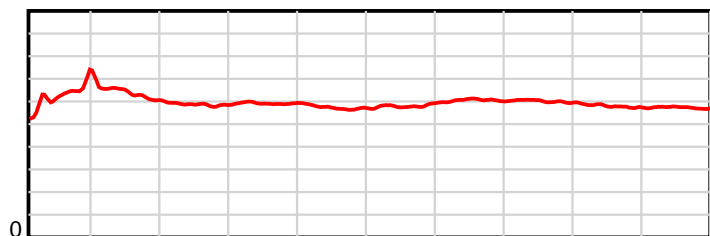
HRNZ and NZMTC and Thoroughbred Ratings Pty Ltd accepts no responsibility for the completeness or accuracy of any of the information contained herein, and makes no representations about its suitability for any particular purpose. Users should make their own judgements about those matters and/or seek independent advice. You assume all risks associated with use of the data provided on this page.

Race Results

June 23, 2023, Race 8, WOODLANDS STUD - BREEDING A BETTER FUTURE MOBILE PACE, Distance 1980m, Addington - Survey 1980m

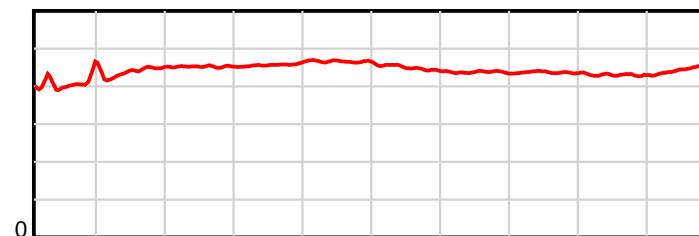
Result	TAB no.	Horse (Barrier)	1980 to	1800m to	1600m to	1400m to	1200m to	1000m to	800m to	600m to	400m to	200m to	Total or	Margin
11th	6	Zara Tindall (5)	1800m	1600m	1400m	1200m	1000m	800m	600m	400m	200m	WP	Average	
		Position in running (margin)	-	1(0.0)	1(0.0)	1(0.0)	1(0.0)	1(0.0)	1(0.0)	1(0.0)	1(0.0)	3(0.8)		10.20
		Sectional time (s)	11.50	14.01	15.50	15.54	16.26	15.40	14.54	14.64	14.98	15.93		
		Cumulative time (s)	148.30	136.80	122.79	107.29	91.75	75.49	60.09	45.55	30.91	15.93	2:28.30	
		Speed (m/s)	15.65	14.28	12.90	12.87	12.30	12.99	13.76	13.66	13.35	12.55	13.35	
		Stride length (m)	6.31	6.27	5.83	5.89	5.73	5.83	6.02	5.97	5.74	5.65	5.91	
		Stride duration (s)	0.409	0.439	0.452	0.458	0.466	0.449	0.437	0.437	0.430	0.450	0.443	
		Stride efficiency (%)	62.12	61.52	53.18	54.20	51.22	53.06	56.57	55.77	51.40	49.87	54.62	
		Stride count	28.55	31.87	34.28	33.96	34.93	34.32	33.24	33.48	34.87	35.40	334.90	

10 m Stride length



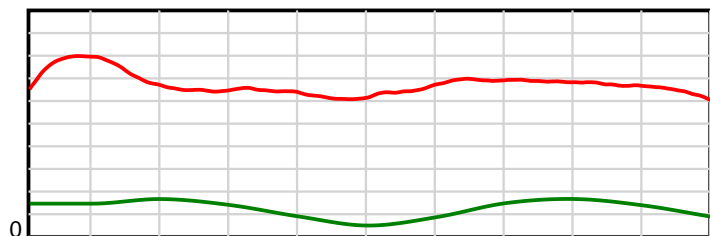
1980 m Finish

0.6 s Stride duration



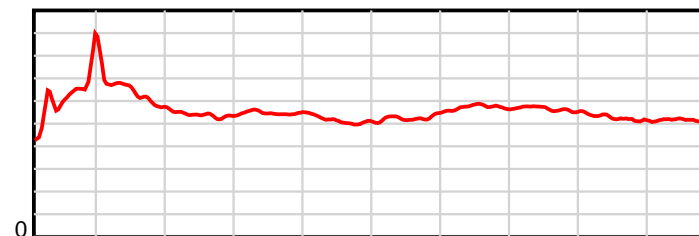
1980 m Finish

20 m/sec Speed



1980 m Finish

100 % Stride efficiency



1980 m Finish

Note: Horizontal distance axis grid lines are 200m furlongs.

Disclaimer.

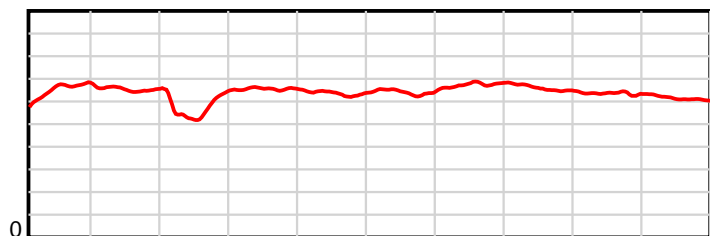
HRNZ and NZMTC and Thoroughbred Ratings Pty Ltd accepts no responsibility for the completeness or accuracy of any of the information contained herein, and makes no representations about its suitability for any particular purpose. Users should make their own judgements about those matters and/or seek independent advice. You assume all risks associated with use of the data provided on this page.

Race Results

June 23, 2023, Race 8, WOODLANDS STUD - BREEDING A BETTER FUTURE MOBILE PACE, Distance 1980m, Addington - Survey 1980m

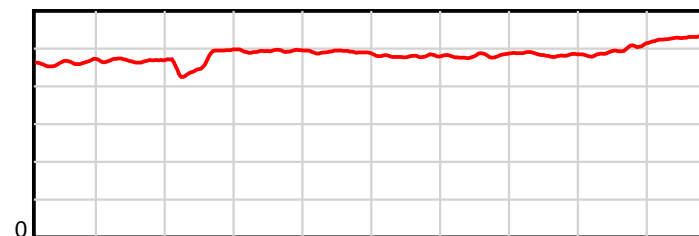
Result	TAB no.	Horse (Barrier)	1980 to	1800m to	1600m to	1400m to	1200m to	1000m to	800m to	600m to	400m to	200m to	Total or	Margin
12th	4	The Bettor Maj... (4)	1800m	1600m	1400m	1200m	1000m	800m	600m	400m	200m	WP	Average	
		Position in running (margin)	-	13(20.1)	13(23.8)	13(28.2)	13(25.2)	13(19.4)	13(15.4)	13(13.5)	13(15.2)	12(20.7)		37.20
		Sectional time (s)	14.87	14.62	16.23	15.03	15.30	14.72	14.22	14.92	15.76	17.49		
		Cumulative time (s)	153.16	138.29	123.67	107.44	92.41	77.11	62.39	48.17	33.25	17.49	2:33.16	
		Speed (m/s)	12.11	13.68	12.32	13.31	13.07	13.59	14.06	13.40	12.69	11.44	12.93	
		Stride length (m)	6.55	6.39	5.75	6.56	6.40	6.52	6.77	6.49	6.32	6.11	6.37	
		Stride duration (s)	0.462	0.467	0.466	0.493	0.490	0.480	0.481	0.484	0.498	0.534	0.493	
		Stride efficiency (%)	67.14	63.75	51.60	67.33	63.99	66.46	71.53	65.73	62.37	58.25	63.42	
		Stride count	27.46	31.31	34.81	30.47	31.25	30.67	29.56	30.84	31.66	32.76	310.79	

10 m Stride length



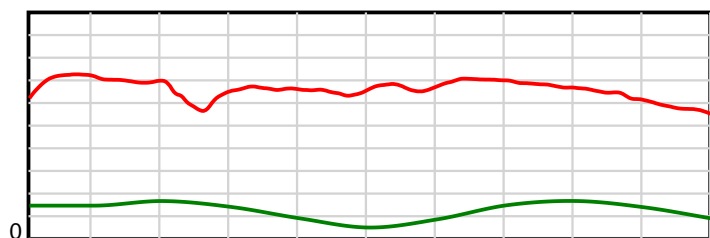
1980 m Finish

0.6 s Stride duration



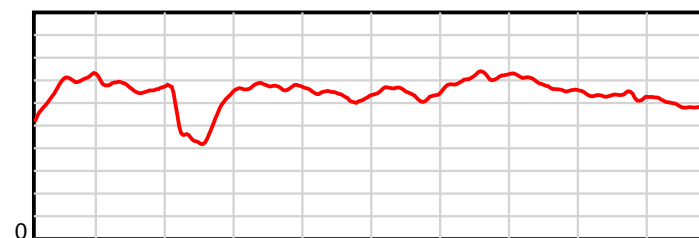
1980 m Finish

20 m/sec Speed



1980 m Finish

100 % Stride efficiency



1980 m Finish

Note: Horizontal distance axis grid lines are 200m furlongs.

Disclaimer.

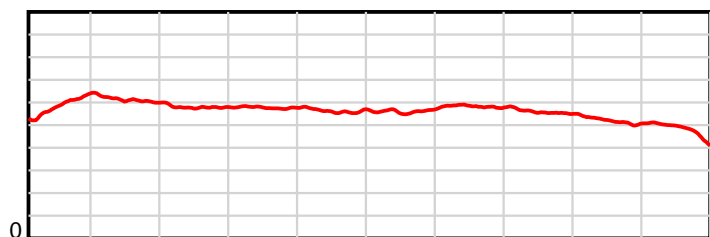
HRNZ and NZMTC and Thoroughbred Ratings Pty Ltd accepts no responsibility for the completeness or accuracy of any of the information contained herein, and makes no representations about its suitability for any particular purpose. Users should make their own judgements about those matters and/or seek independent advice. You assume all risks associated with use of the data provided on this page.

Race Results

June 23, 2023, Race 8, WOODLANDS STUD - BREEDING A BETTER FUTURE MOBILE PACE, Distance 1980m, Addington - Survey 1980m

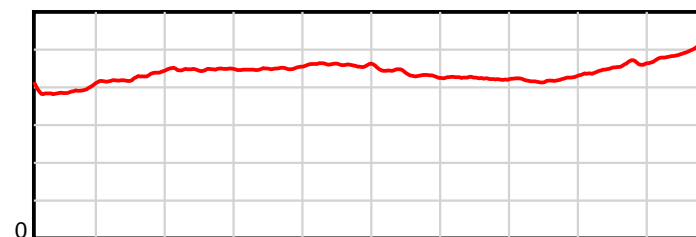
Result	TAB no.	Horse (Barrier)	1980 to	1800m to	1600m to	1400m to	1200m to	1000m to	800m to	600m to	400m to	200m to	Total or	Margin
13th	2	Millwood Grace (2)	1800m	1600m	1400m	1200m	1000m	800m	600m	400m	200m	WP	Average	
		Position in running (margin)	-	2(1.3)	2(2.2)	2(1.8)	2(2.3)	2(2.2)	3(1.9)	4(1.8)	8(4.8)	13(21.5)		58.70
		Sectional time (s)	11.57	14.17	15.43	15.61	16.25	15.35	14.51	15.15	17.63	21.35		
		Cumulative time (s)	157.02	145.45	131.28	115.85	100.24	83.99	68.64	54.13	38.98	21.35	2:37.02	
		Speed (m/s)	15.56	14.11	12.96	12.81	12.31	13.03	13.78	13.20	11.34	9.37	12.61	
		Stride length (m)	5.93	6.03	5.80	5.77	5.66	5.68	5.84	5.56	5.15	4.75	5.59	
		Stride duration (s)	0.391	0.428	0.448	0.450	0.460	0.436	0.424	0.421	0.454	0.507	0.443	
		Stride efficiency (%)	55.01	56.90	52.60	51.94	50.07	50.42	53.30	48.33	41.47	35.26	48.80	
		Stride count	30.34	33.14	34.47	34.69	35.33	35.21	34.24	35.96	38.82	42.11	354.31	

10 m Stride length



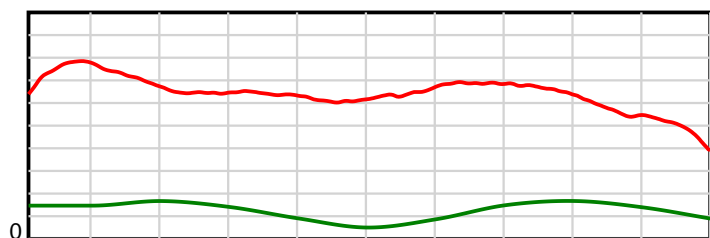
1980 m Finish

0.6 s Stride duration



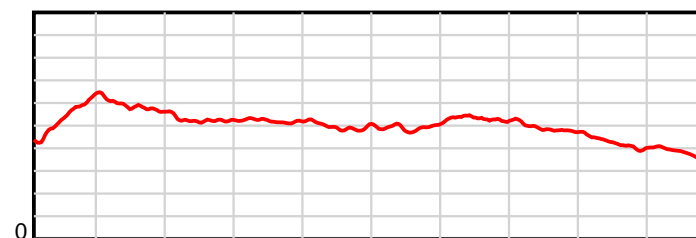
1980 m Finish

20 m/sec Speed



1980 m Finish

100 % Stride efficiency



1980 m Finish

Note: Horizontal distance axis grid lines are 200m furlongs.

Disclaimer.

HRNZ and NZMTC and Thoroughbred Ratings Pty Ltd accepts no responsibility for the completeness or accuracy of any of the information contained herein, and makes no representations about its suitability for any particular purpose. Users should make their own judgements about those matters and/or seek independent advice. You assume all risks associated with use of the data provided on this page.