



## Race Results

NZ Metropolitan Trotting Club Inc, HRNZ, June 25, 2023

Compilation date: June 25, 2023, 5:13:11 PM (NZST)

Copyright © 2023 HRNZ and NZMTC. All rights reserved.

### Trademarks.

StrideMASTER is a registered trademark of Thoroughbred Ratings Pty Ltd.

### Disclaimer.

HRNZ and NZMTC and Thoroughbred Ratings Pty Ltd accepts no responsibility for the completeness or accuracy of any of the information contained herein, and makes no representations about its suitability for any particular purpose. Users should make their own judgements about those matters and/or seek independent advice. You assume all risks associated with use of the data provided on this page.



# Race Results



June 25, 2023, Race 10, , Distance 2600m, Addington - Survey 3200m

Result	TAB no.	Horse (Barrier)	2600 to	2400m to
1st	2	<b>Prima Donna (2)</b>	<b>2400m</b>	<b>2200m</b>
		Position in running (margin)	-	1(0.0)
		Sectional time (s)	13.60	15.80
		Cumulative time (s)	199.34	185.74
		Speed (m/s)	14.70	12.66
		Stride length (m)	6.59	6.20
		Stride duration (s)	0.448	0.490
		Stride efficiency (%)	67.83	60.07
		Stride count	30.36	32.26

## Disclaimer.

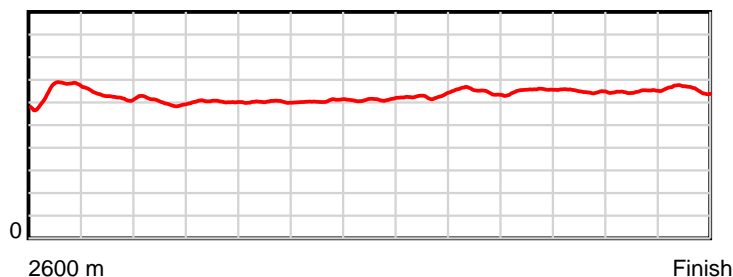
HRNZ and NZMTC and Thoroughbred Ratings Pty Ltd accepts no responsibility for the completeness or accuracy of any of the information contained herein, and makes no representations about its suitability for any particular purpose. Users should make their own judgements about those matters and/or seek independent advice. You assume all risks associated with use of the data provided on this page.

# Race Results

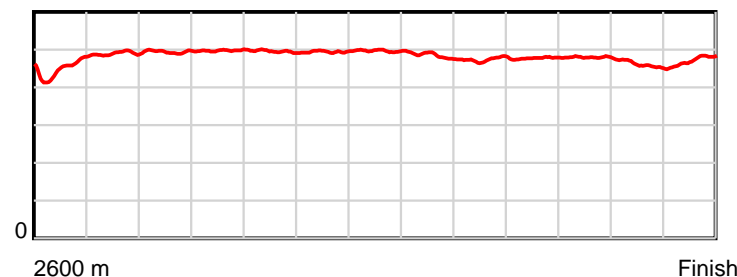
June 25, 2023, Race 10, , Distance 2600m, Addington - Survey 3200m

Result	TAB no.	Horse (Barrier)	2200m to	2000m to	1800m to	1600m to	1400m to	1200m to	1000m to	800m to	600m to	400m to	200m to	Total or	Margin
1st	2	<b>Prima Donna (2)</b>	<b>2000m</b>	<b>1800m</b>	<b>1600m</b>	<b>1400m</b>	<b>1200m</b>	<b>1000m</b>	<b>800m</b>	<b>600m</b>	<b>400m</b>	<b>200m</b>	<b>WP</b>	<b>Average</b>	
		Position in running (margin)	1(0.0)	1(0.0)	1(0.0)	1(0.0)	1(0.0)	1(0.0)	1(0.0)	1(0.0)	1(0.0)	1(0.0)	1(0.0)		0.00
		Sectional time (s)	16.36	16.38	16.27	16.41	16.16	15.68	14.57	14.60	14.80	14.33	14.38		
		Cumulative time (s)	169.94	153.58	137.20	120.93	104.52	88.36	72.68	58.11	43.51	28.71	14.38	3:19.34	
		Speed (m/s)	12.22	12.21	12.29	12.19	12.38	12.76	13.73	13.70	13.51	13.96	13.91	13.04	
		Stride length (m)	6.05	6.08	6.08	6.02	6.15	6.18	6.51	6.54	6.48	6.42	6.58	6.29	
		Stride duration (s)	0.495	0.498	0.495	0.494	0.497	0.484	0.474	0.477	0.480	0.460	0.473	0.482	
		Stride efficiency (%)	57.14	57.69	57.84	56.71	59.12	59.62	66.18	66.76	65.68	64.38	67.64	61.83	
		Stride count	33.08	32.92	32.87	33.20	32.52	32.38	30.73	30.60	30.85	31.16	30.40	413.33	

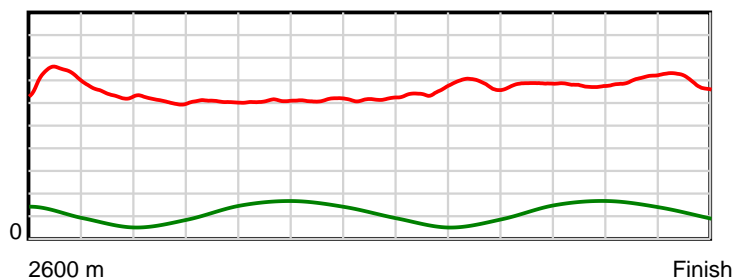
10 m Stride length



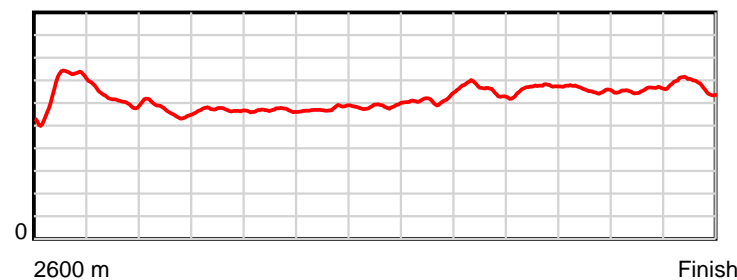
0.6 s Stride duration



20 m/sec Speed



100 % Stride efficiency



Note: Horizontal distance axis grid lines are 200m furlongs.

## Disclaimer.

HRNZ and NZMTC and Thoroughbred Ratings Pty Ltd accepts no responsibility for the completeness or accuracy of any of the information contained herein, and makes no representations about its suitability for any particular purpose. Users should make their own judgements about those matters and/or seek independent advice. You assume all risks associated with use of the data provided on this page.



# Race Results



June 25, 2023, Race 10, , Distance 2600m, Addington - Survey 3200m

Result	TAB no.	Horse (Barrier)	2600 to	2400m to
2nd	3	<b>Executive Bann... (3)</b>	<b>2400m</b>	<b>2200m</b>
		Position in running (margin)	-	4(6.0)
		Sectional time (s)	14.68	16.12
		Cumulative time (s)	199.60	184.92
		Speed (m/s)	13.62	12.41
		Stride length (m)	5.92	5.61
		Stride duration (s)	0.433	0.452
		Stride efficiency (%)	54.84	49.20
		Stride count	33.76	35.64

## Disclaimer.

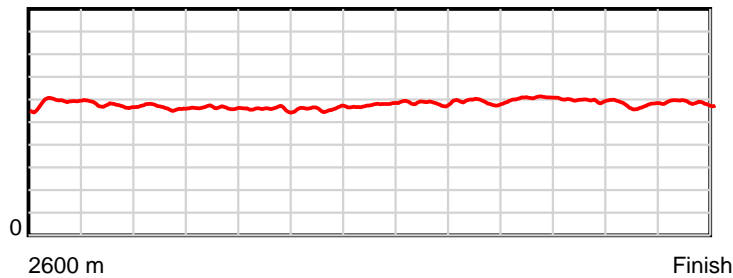
HRNZ and NZMTC and Thoroughbred Ratings Pty Ltd accepts no responsibility for the completeness or accuracy of any of the information contained herein, and makes no representations about its suitability for any particular purpose. Users should make their own judgements about those matters and/or seek independent advice. You assume all risks associated with use of the data provided on this page.

# Race Results

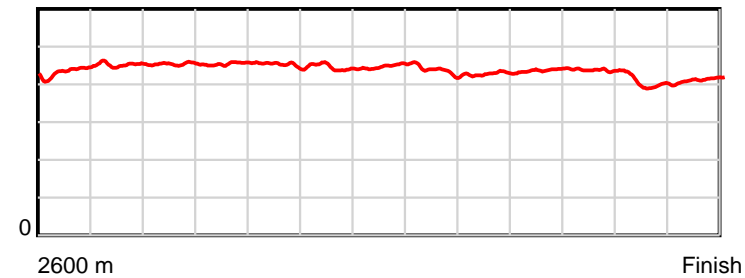
June 25, 2023, Race 10, , Distance 2600m, Addington - Survey 3200m

Result	TAB no.	Horse (Barrier)	2200m to	2000m to	1800m to	1600m to	1400m to	1200m to	1000m to	800m to	600m to	400m to	200m to	Total or	Margin
2nd	3	<b>Executive Bann... (3)</b>	<b>2000m</b>	<b>1800m</b>	<b>1600m</b>	<b>1400m</b>	<b>1200m</b>	<b>1000m</b>	<b>800m</b>	<b>600m</b>	<b>400m</b>	<b>200m</b>	<b>WP</b>	<b>Average</b>	
		Position in running (margin)	4(8.0)	4(6.8)	4(6.1)	4(6.3)	4(5.3)	3(2.3)	3(1.4)	4(3.2)	4(2.6)	4(2.8)	3(3.3)		1.40
		Sectional time (s)	16.17	16.26	16.31	16.24	15.65	15.54	14.86	14.50	14.83	14.41	14.03		
		Cumulative time (s)	168.80	152.63	136.37	120.06	103.82	88.17	72.63	57.77	43.27	28.44	14.03	3:19.60	
		Speed (m/s)	12.37	12.30	12.26	12.32	12.78	12.87	13.46	13.79	13.49	13.88	14.26	13.03	
		Stride length (m)	5.61	5.59	5.55	5.49	5.72	5.63	5.75	6.04	5.90	5.59	5.89	5.71	
		Stride duration (s)	0.454	0.454	0.453	0.446	0.448	0.437	0.427	0.438	0.437	0.403	0.413	0.438	
		Stride efficiency (%)	49.21	48.75	48.14	47.12	51.10	49.51	51.72	56.99	54.36	48.79	54.28	50.95	
		Stride count	35.64	35.81	36.03	36.42	34.97	35.53	34.76	33.12	33.91	35.79	33.94	455.32	

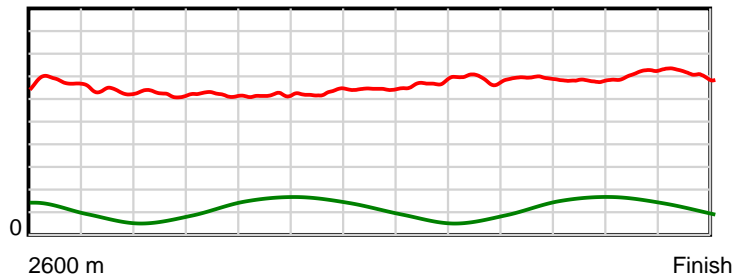
10 m Stride length



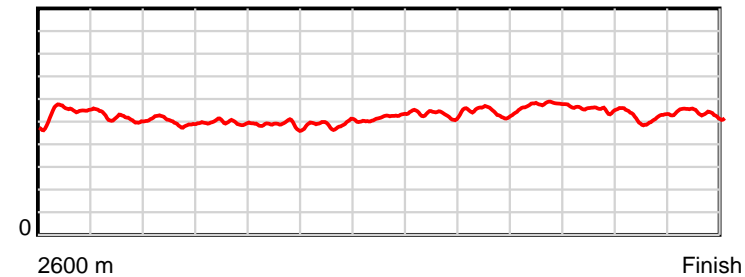
0.6 s Stride duration



20 m/sec Speed



100 % Stride efficiency



Note: Horizontal distance axis grid lines are 200m furlongs.

**Disclaimer.**

HRNZ and NZMTC and Thoroughbred Ratings Pty Ltd accepts no responsibility for the completeness or accuracy of any of the information contained herein, and makes no representations about its suitability for any particular purpose. Users should make their own judgements about those matters and/or seek independent advice. You assume all risks associated with use of the data provided on this page.



# Race Results



June 25, 2023, Race 10, , Distance 2600m, Addington - Survey 3200m

Result	TAB no.	Horse (Barrier)	2600 to	2400m to
3rd	5	<b>It's Me (4)</b>	<b>2400m</b>	<b>2200m</b>
		Position in running (margin)	-	5(8.2)
		Sectional time (s)	14.85	16.20
		Cumulative time (s)	199.64	184.79
		Speed (m/s)	13.47	12.35
		Stride length (m)	5.74	5.45
		Stride duration (s)	0.427	0.442
		Stride efficiency (%)	51.46	46.47
		Stride count	34.85	36.68

## Disclaimer.

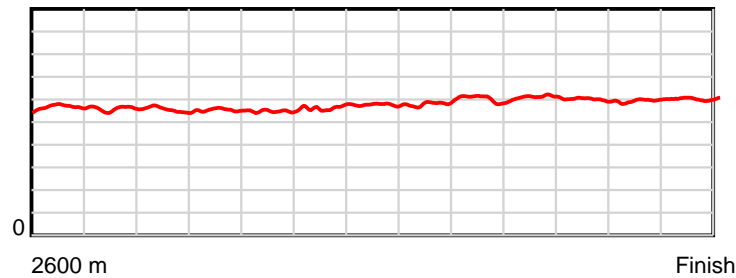
HRNZ and NZMTC and Thoroughbred Ratings Pty Ltd accepts no responsibility for the completeness or accuracy of any of the information contained herein, and makes no representations about its suitability for any particular purpose. Users should make their own judgements about those matters and/or seek independent advice. You assume all risks associated with use of the data provided on this page.

# Race Results

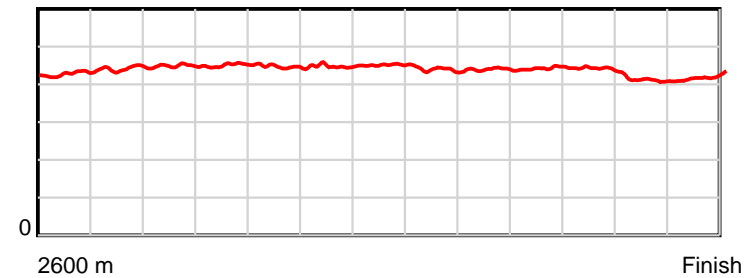
June 25, 2023, Race 10, , Distance 2600m, Addington - Survey 3200m

Result	TAB no.	Horse (Barrier)	2200m to	2000m to	1800m to	1600m to	1400m to	1200m to	1000m to	800m to	600m to	400m to	200m to	Total or	Margin
3rd	5	It's Me (4)	2000m	1800m	1600m	1400m	1200m	1000m	800m	600m	400m	200m	WP	Average	
		Position in running (margin)	5(10.6)	5(9.4)	5(8.1)	5(8.3)	5(7.7)	5(4.4)	5(3.8)	6(4.7)	6(4.2)	6(4.5)	6(4.5)		1.60
		Sectional time (s)	16.15	16.17	16.30	16.31	15.61	15.58	14.73	14.50	14.86	14.31	14.07		
		Cumulative time (s)	168.59	152.44	136.27	119.97	103.66	88.05	72.47	57.74	43.24	28.38	14.07	3:19.64	
		Speed (m/s)	12.38	12.37	12.27	12.26	12.81	12.84	13.58	13.79	13.46	13.98	14.21	13.02	
		Stride length (m)	5.55	5.57	5.49	5.49	5.78	5.64	5.97	6.11	5.94	5.74	5.96	5.72	
		Stride duration (s)	0.448	0.450	0.447	0.448	0.451	0.439	0.440	0.443	0.441	0.411	0.419	0.439	
		Stride efficiency (%)	48.07	48.46	47.05	47.15	52.20	49.69	55.66	58.28	55.12	51.50	55.51	51.08	
		Stride count	36.06	35.91	36.45	36.41	34.60	35.47	33.51	32.75	33.67	34.84	33.56	454.76	

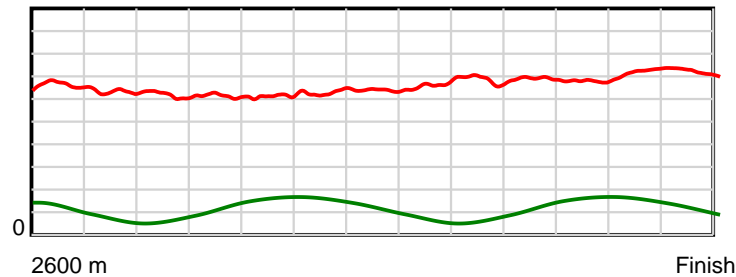
10 m Stride length



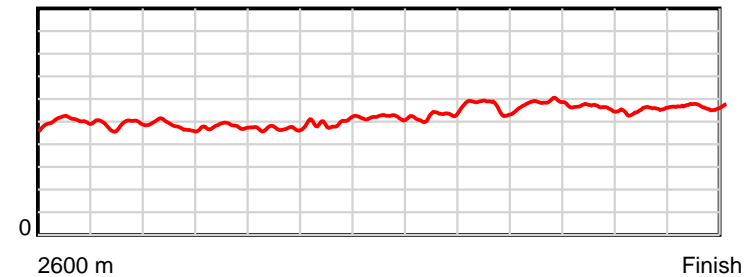
0.6 s Stride duration



20 m/sec Speed



100 % Stride efficiency



Note: Horizontal distance axis grid lines are 200m furlongs.

## Disclaimer.

HRNZ and NZMTC and Thoroughbred Ratings Pty Ltd accepts no responsibility for the completeness or accuracy of any of the information contained herein, and makes no representations about its suitability for any particular purpose. Users should make their own judgements about those matters and/or seek independent advice. You assume all risks associated with use of the data provided on this page.



# Race Results



June 25, 2023, Race 10, , Distance 2600m, Addington - Survey 3200m

Result	TAB no.	Horse (Barrier)	2600 to	2400m to
4th	7	<b>Tanganyika (5)</b>	<b>2400m</b>	<b>2200m</b>
		Position in running (margin)	-	6(9.9)
		Sectional time (s)	15.31	16.29
		Cumulative time (s)	199.75	184.44
		Speed (m/s)	13.06	12.28
		Stride length (m)	6.10	5.75
		Stride duration (s)	0.464	0.468
		Stride efficiency (%)	58.21	51.61
		Stride count	32.77	34.80

#### Disclaimer.

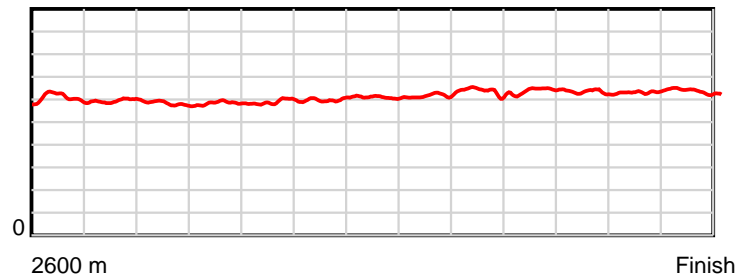
HRNZ and NZMTC and Thoroughbred Ratings Pty Ltd accepts no responsibility for the completeness or accuracy of any of the information contained herein, and makes no representations about its suitability for any particular purpose. Users should make their own judgements about those matters and/or seek independent advice. You assume all risks associated with use of the data provided on this page.

# Race Results

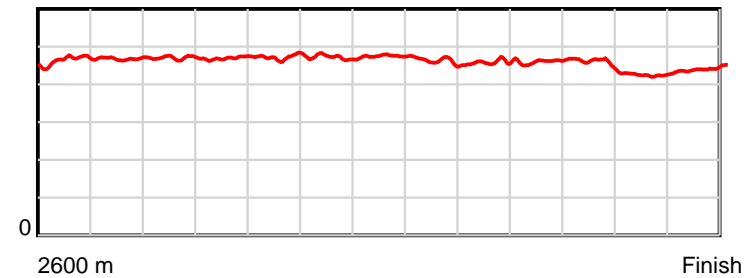
June 25, 2023, Race 10, , Distance 2600m, Addington - Survey 3200m

Result	TAB no.	Horse (Barrier)	2200m to	2000m to	1800m to	1600m to	1400m to	1200m to	1000m to	800m to	600m to	400m to	200m to	Total or	Margin
4th	7	<b>Tanganyika (5)</b>	<b>2000m</b>	<b>1800m</b>	<b>1600m</b>	<b>1400m</b>	<b>1200m</b>	<b>1000m</b>	<b>800m</b>	<b>600m</b>	<b>400m</b>	<b>200m</b>	<b>WP</b>	<b>Average</b>	
		Position in running (margin)	6(12.9)	6(12.3)	6(10.9)	6(10.9)	6(9.5)	6(6.5)	7(5.6)	7(7.1)	8(6.1)	7(5.6)	5(4.4)		2.30
		Sectional time (s)	16.27	16.15	16.28	16.16	15.66	15.54	14.82	14.43	14.72	14.12	14.00		
		Cumulative time (s)	168.15	151.88	135.73	119.45	103.29	87.63	72.09	57.27	42.84	28.12	14.00	3:19.75	
		Speed (m/s)	12.29	12.38	12.29	12.38	12.77	12.87	13.50	13.86	13.59	14.16	14.29	13.02	
		Stride length (m)	5.78	5.81	5.81	5.83	6.07	5.94	6.20	6.38	6.18	6.04	6.31	6.01	
		Stride duration (s)	0.470	0.470	0.472	0.471	0.475	0.461	0.460	0.460	0.455	0.426	0.442	0.462	
		Stride efficiency (%)	52.21	52.84	52.67	53.11	57.63	55.11	60.09	63.63	59.66	56.96	62.20	56.42	
		Stride count	34.60	34.39	34.45	34.31	32.93	33.68	32.25	31.34	32.37	33.13	31.70	432.72	

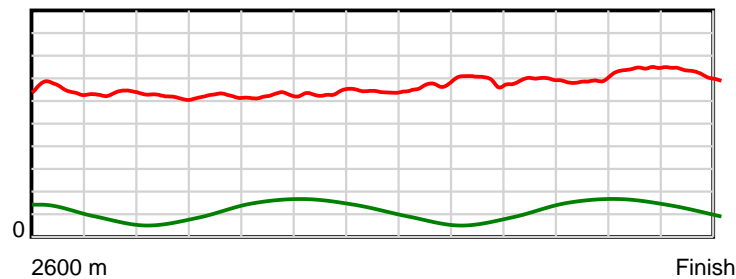
10 m Stride length



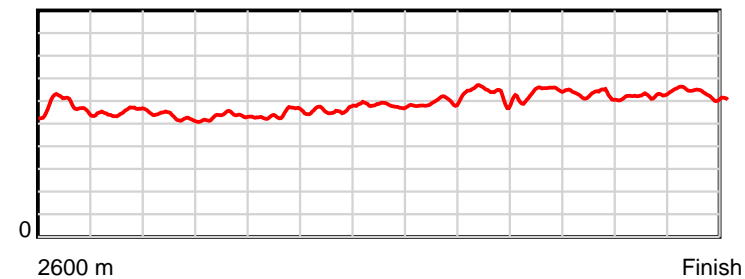
0.6 s Stride duration



20 m/sec Speed



100 % Stride efficiency



Note: Horizontal distance axis grid lines are 200m furlongs.

## Disclaimer.

HRNZ and NZMTC and Thoroughbred Ratings Pty Ltd accepts no responsibility for the completeness or accuracy of any of the information contained herein, and makes no representations about its suitability for any particular purpose. Users should make their own judgements about those matters and/or seek independent advice. You assume all risks associated with use of the data provided on this page.



# Race Results



June 25, 2023, Race 10, , Distance 2600m, Addington - Survey 3200m

Result	TAB no.	Horse (Barrier)	2600 to	2400m to
5th	10	<b>Killinchy Kid (8)</b>	<b>2400m</b>	<b>2200m</b>
		Position in running (margin)	-	3(3.5)
		Sectional time (s)	14.15	15.90
		Cumulative time (s)	199.91	185.76
		Speed (m/s)	14.13	12.58
		Stride length (m)	6.19	5.82
		Stride duration (s)	0.429	0.462
		Stride efficiency (%)	59.92	52.89
		Stride count	32.30	34.38

#### Disclaimer.

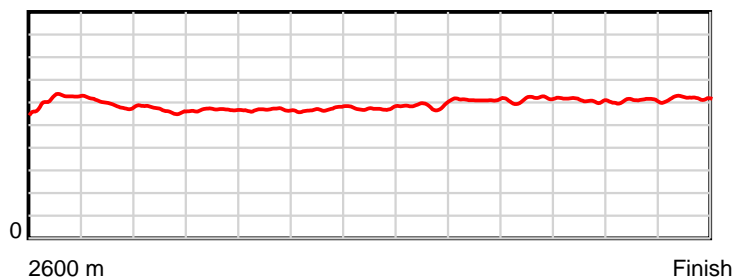
HRNZ and NZMTC and Thoroughbred Ratings Pty Ltd accepts no responsibility for the completeness or accuracy of any of the information contained herein, and makes no representations about its suitability for any particular purpose. Users should make their own judgements about those matters and/or seek independent advice. You assume all risks associated with use of the data provided on this page.

# Race Results

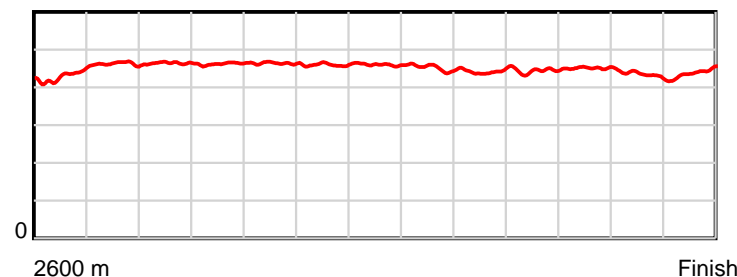
June 25, 2023, Race 10, , Distance 2600m, Addington - Survey 3200m

Result	TAB no.	Horse (Barrier)	2200m to	2000m to	1800m to	1600m to	1400m to	1200m to	1000m to	800m to	600m to	400m to	200m to	Total or	Margin
5th	10	<b>Killinchy Kid (8)</b>	<b>2000m</b>	<b>1800m</b>	<b>1600m</b>	<b>1400m</b>	<b>1200m</b>	<b>1000m</b>	<b>800m</b>	<b>600m</b>	<b>400m</b>	<b>200m</b>	<b>WP</b>	<b>Average</b>	
		Position in running (margin)	3(4.1)	3(4.2)	3(4.0)	3(4.3)	3(3.7)	4(3.7)	6(4.1)	5(3.6)	5(3.4)	5(3.8)	4(4.2)		3.10
		Sectional time (s)	16.38	16.35	16.31	16.31	16.15	15.76	14.48	14.56	14.86	14.40	14.30		
		Cumulative time (s)	169.86	153.48	137.13	120.82	104.51	88.36	72.60	58.12	43.56	28.70	14.30	3:19.91	
		Speed (m/s)	12.21	12.23	12.26	12.26	12.38	12.69	13.81	13.74	13.46	13.89	13.99	13.01	
		Stride length (m)	5.67	5.66	5.69	5.64	5.70	5.74	6.12	6.10	6.07	6.02	6.15	5.88	
		Stride duration (s)	0.464	0.462	0.464	0.460	0.460	0.452	0.443	0.444	0.451	0.434	0.440	0.452	
		Stride efficiency (%)	50.19	50.00	50.58	49.63	50.76	51.46	58.43	58.17	57.59	56.71	59.12	54.05	
		Stride count	35.29	35.36	35.15	35.49	35.09	34.85	32.71	32.78	32.95	33.20	32.52	442.07	

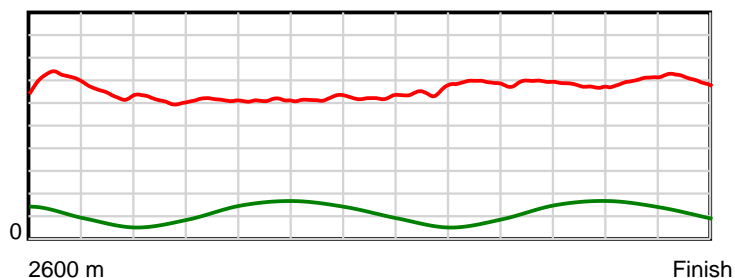
10 m Stride length



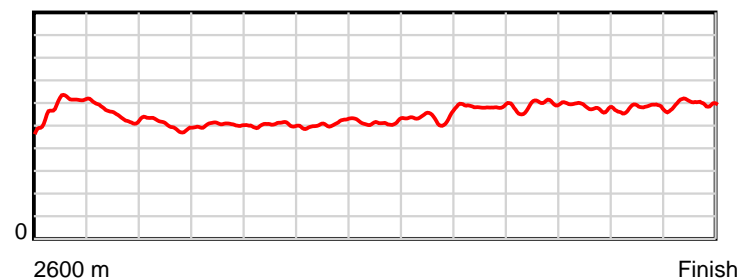
0.6 s Stride duration



20 m/sec Speed



100 % Stride efficiency



Note: Horizontal distance axis grid lines are 200m furlongs.

## Disclaimer.

HRNZ and NZMTC and Thoroughbred Ratings Pty Ltd accepts no responsibility for the completeness or accuracy of any of the information contained herein, and makes no representations about its suitability for any particular purpose. Users should make their own judgements about those matters and/or seek independent advice. You assume all risks associated with use of the data provided on this page.



# Race Results



June 25, 2023, Race 10, , Distance 2600m, Addington - Survey 3200m

Result	TAB no.	Horse (Barrier)	2600 to	2400m to
6th	1	<b>On Report (1)</b>	<b>2400m</b>	<b>2200m</b>
		Position in running (margin)	-	2(1.7)
		Sectional time (s)	13.76	15.90
		Cumulative time (s)	199.91	186.15
		Speed (m/s)	14.53	12.58
		Stride length (m)	5.87	5.53
		Stride duration (s)	0.407	0.440
		Stride efficiency (%)	53.77	47.83
		Stride count	34.09	36.15

## Disclaimer.

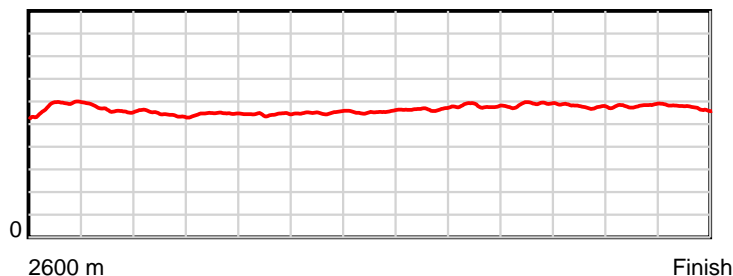
HRNZ and NZMTC and Thoroughbred Ratings Pty Ltd accepts no responsibility for the completeness or accuracy of any of the information contained herein, and makes no representations about its suitability for any particular purpose. Users should make their own judgements about those matters and/or seek independent advice. You assume all risks associated with use of the data provided on this page.

# Race Results

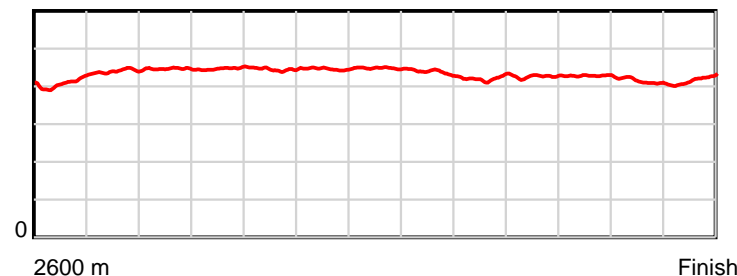
June 25, 2023, Race 10, , Distance 2600m, Addington - Survey 3200m

Result	TAB no.	Horse (Barrier)	2200m to	2000m to	1800m to	1600m to	1400m to	1200m to	1000m to	800m to	600m to	400m to	200m to	Total or	Margin
6th	1	<b>On Report (1)</b>	<b>2000m</b>	<b>1800m</b>	<b>1600m</b>	<b>1400m</b>	<b>1200m</b>	<b>1000m</b>	<b>800m</b>	<b>600m</b>	<b>400m</b>	<b>200m</b>	<b>WP</b>	<b>Average</b>	
		Position in running (margin)	2(2.4)	2(2.9)	2(2.1)	2(2.6)	2(1.8)	2(1.8)	4(2.4)	3(2.5)	3(1.9)	3(1.7)	2(1.6)		3.20
		Sectional time (s)	16.44	16.26	16.34	16.28	16.16	15.79	14.59	14.50	14.76	14.31	14.82		
		Cumulative time (s)	170.25	153.81	137.55	121.21	104.93	88.77	72.98	58.39	43.89	29.13	14.82	3:19.91	
		Speed (m/s)	12.17	12.30	12.24	12.29	12.38	12.67	13.71	13.79	13.55	13.98	13.50	13.01	
		Stride length (m)	5.44	5.50	5.45	5.48	5.55	5.55	5.78	5.87	5.80	5.78	5.64	5.63	
		Stride duration (s)	0.447	0.447	0.445	0.446	0.448	0.438	0.421	0.426	0.428	0.414	0.418	0.433	
		Stride efficiency (%)	46.19	47.24	46.40	46.89	48.15	48.13	52.14	53.90	52.54	52.22	49.66	49.51	
		Stride count	36.79	36.37	36.70	36.51	36.03	36.04	34.62	34.05	34.49	34.60	35.48	461.92	

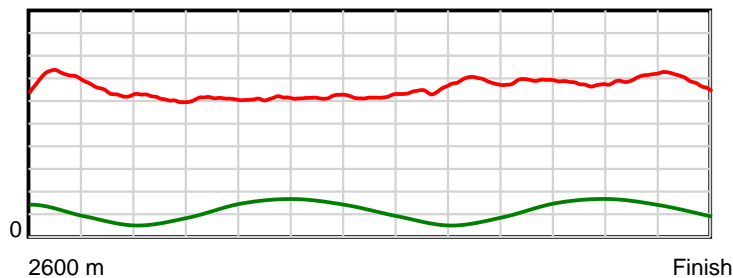
10 m Stride length



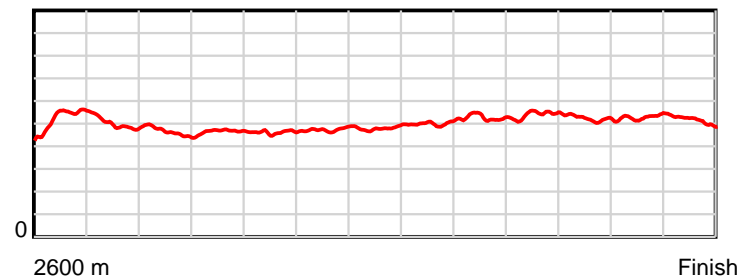
0.6 s Stride duration



20 m/sec Speed



100 % Stride efficiency



Note: Horizontal distance axis grid lines are 200m furlongs.

## Disclaimer.

HRNZ and NZMTC and Thoroughbred Ratings Pty Ltd accepts no responsibility for the completeness or accuracy of any of the information contained herein, and makes no representations about its suitability for any particular purpose. Users should make their own judgements about those matters and/or seek independent advice. You assume all risks associated with use of the data provided on this page.



# Race Results



June 25, 2023, Race 10, , Distance 2600m, Addington - Survey 3200m

Result	TAB no.	Horse (Barrier)	2600 to	2400m to
7th	9	Playing With S... (7)	2400m	2200m
		Position in running (margin)	-	7(10.6)
		Sectional time (s)	15.44	17.03
		Cumulative time (s)	199.97	184.53
		Speed (m/s)	12.95	11.74
		Stride length (m)	6.16	5.61
		Stride duration (s)	0.473	0.478
		Stride efficiency (%)	59.38	49.21
		Stride count	32.44	35.64

## Disclaimer.

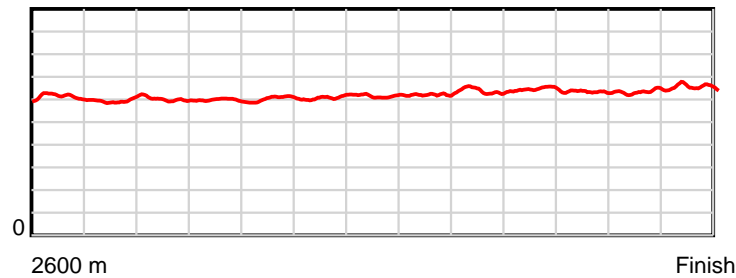
HRNZ and NZMTC and Thoroughbred Ratings Pty Ltd accepts no responsibility for the completeness or accuracy of any of the information contained herein, and makes no representations about its suitability for any particular purpose. Users should make their own judgements about those matters and/or seek independent advice. You assume all risks associated with use of the data provided on this page.

# Race Results

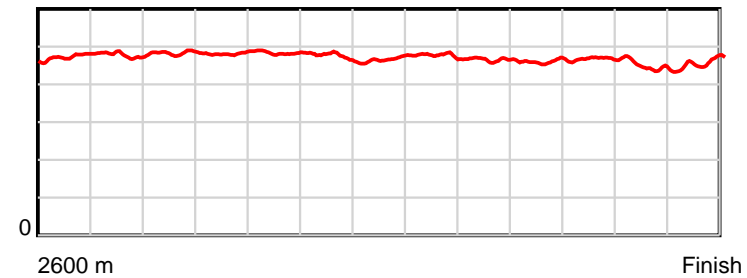
June 25, 2023, Race 10, , Distance 2600m, Addington - Survey 3200m

Result	TAB no.	Horse (Barrier)	2200m to	2000m to	1800m to	1600m to	1400m to	1200m to	1000m to	800m to	600m to	400m to	200m to	Total or	Margin
7th	9	<b>Playing With S... (7)</b>	<b>2000m</b>	<b>1800m</b>	<b>1600m</b>	<b>1400m</b>	<b>1200m</b>	<b>1000m</b>	<b>800m</b>	<b>600m</b>	<b>400m</b>	<b>200m</b>	<b>WP</b>	<b>Average</b>	
		Position in running (margin)	8(18.0)	8(17.2)	8(15.9)	8(15.9)	8(12.5)	7(6.8)	8(7.1)	8(7.7)	7(5.9)	8(6.2)	8(5.7)		3.50
		Sectional time (s)	16.22	16.17	16.27	15.84	15.20	15.73	14.68	14.29	14.85	14.26	13.99		
		Cumulative time (s)	167.50	151.28	135.11	118.84	103.00	87.80	72.07	57.39	43.10	28.25	13.99	3:19.97	
		Speed (m/s)	12.33	12.37	12.29	12.63	13.16	12.71	13.62	14.00	13.47	14.03	14.30	13.00	
		Stride length (m)	5.96	5.95	5.93	5.99	6.15	6.05	6.34	6.43	6.31	6.26	6.56	6.12	
		Stride duration (s)	0.484	0.481	0.483	0.474	0.467	0.476	0.465	0.460	0.468	0.446	0.459	0.471	
		Stride efficiency (%)	55.59	55.41	55.04	56.05	59.08	57.17	62.72	64.68	62.24	61.14	67.32	58.57	
		Stride count	33.53	33.59	33.70	33.39	32.53	33.07	31.57	31.09	31.69	31.97	30.47	424.68	

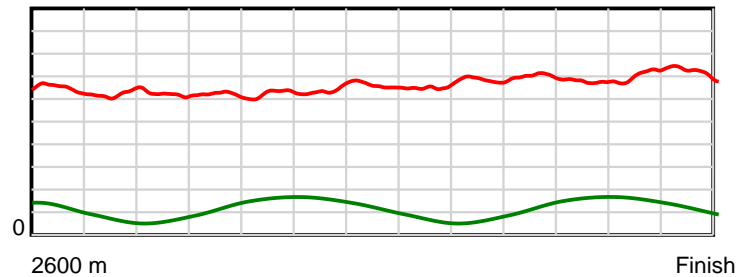
10 m Stride length



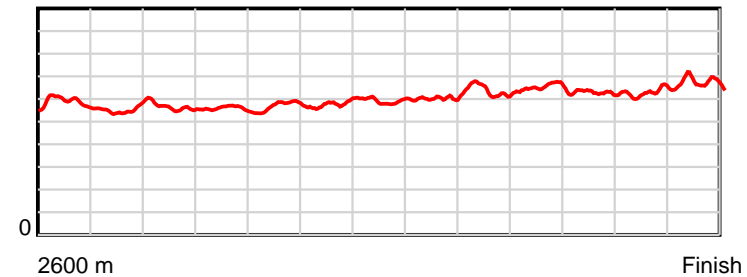
0.6 s Stride duration



20 m/sec Speed



100 % Stride efficiency



Note: Horizontal distance axis grid lines are 200m furlongs.

## Disclaimer.

HRNZ and NZMTC and Thoroughbred Ratings Pty Ltd accepts no responsibility for the completeness or accuracy of any of the information contained herein, and makes no representations about its suitability for any particular purpose. Users should make their own judgements about those matters and/or seek independent advice. You assume all risks associated with use of the data provided on this page.



# Race Results



June 25, 2023, Race 10, , Distance 2600m, Addington - Survey 3200m

Result	TAB no.	Horse (Barrier)	2600 to	2400m to
8th	8	<b>Ruby Malone (6)</b>	<b>2400m</b>	<b>2200m</b>
		Position in running (margin)	-	8(10.9)
		Sectional time (s)	15.23	16.50
		Cumulative time (s)	202.04	186.81
		Speed (m/s)	13.13	12.12
		Stride length (m)	5.98	5.62
		Stride duration (s)	0.461	0.463
		Stride efficiency (%)	55.93	49.31
		Stride count	33.43	35.60

#### Disclaimer.

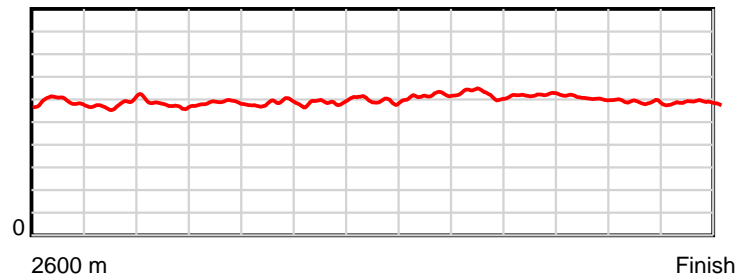
HRNZ and NZMTC and Thoroughbred Ratings Pty Ltd accepts no responsibility for the completeness or accuracy of any of the information contained herein, and makes no representations about its suitability for any particular purpose. Users should make their own judgements about those matters and/or seek independent advice. You assume all risks associated with use of the data provided on this page.

# Race Results

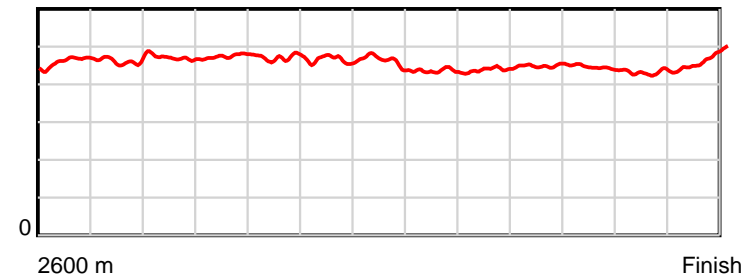
June 25, 2023, Race 10, , Distance 2600m, Addington - Survey 3200m

Result	TAB no.	Horse (Barrier)	2200m to	2000m to	1800m to	1600m to	1400m to	1200m to	1000m to	800m to	600m to	400m to	200m to	Total or	Margin
8th	8	<b>Ruby Malone (6)</b>	<b>2000m</b>	<b>1800m</b>	<b>1600m</b>	<b>1400m</b>	<b>1200m</b>	<b>1000m</b>	<b>800m</b>	<b>600m</b>	<b>400m</b>	<b>200m</b>	<b>WP</b>	<b>Average</b>	
		Position in running (margin)	7(15.1)	7(14.2)	7(12.8)	7(12.7)	7(11.3)	8(7.4)	2(1.3)	2(1.1)	2(0.7)	2(1.2)	7(5.6)		15.00
		Sectional time (s)	16.21	16.14	16.25	16.19	15.50	14.67	14.54	14.53	14.88	15.06	16.34		
		Cumulative time (s)	170.31	154.10	137.96	121.71	105.52	90.02	75.35	60.81	46.28	31.40	16.34	3:22.04	
		Speed (m/s)	12.34	12.39	12.31	12.35	12.90	13.63	13.76	13.76	13.44	13.28	12.24	12.87	
		Stride length (m)	5.80	5.88	5.80	5.74	5.95	5.93	6.07	6.18	5.96	5.73	5.76	5.87	
		Stride duration (s)	0.470	0.475	0.471	0.465	0.461	0.435	0.441	0.449	0.444	0.431	0.471	0.456	
		Stride efficiency (%)	52.61	54.05	52.57	51.56	55.33	54.97	57.49	59.77	55.60	51.22	51.87	53.92	
		Stride count	34.47	34.01	34.48	34.82	33.61	33.72	32.97	32.34	33.53	34.93	34.71	442.62	

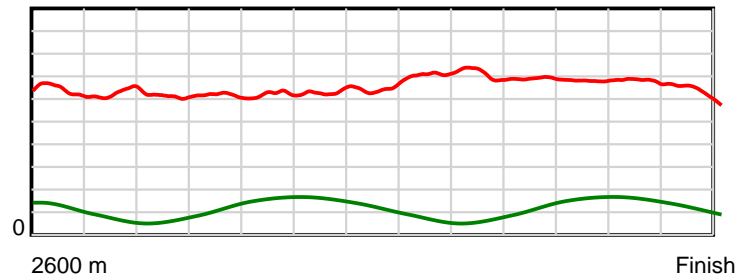
10 m Stride length



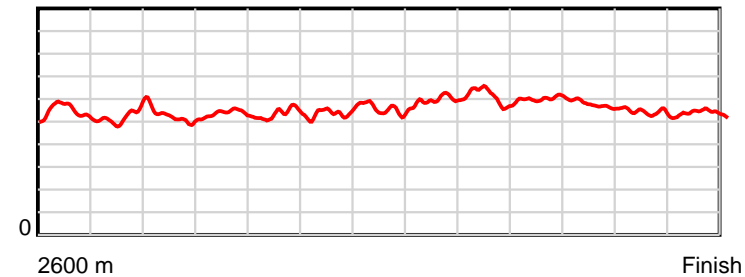
0.6 s Stride duration



20 m/sec Speed



100 % Stride efficiency



Note: Horizontal distance axis grid lines are 200m furlongs.

## Disclaimer.

HRNZ and NZMTC and Thoroughbred Ratings Pty Ltd accepts no responsibility for the completeness or accuracy of any of the information contained herein, and makes no representations about its suitability for any particular purpose. Users should make their own judgements about those matters and/or seek independent advice. You assume all risks associated with use of the data provided on this page.