



Race Results

NZ Metropolitan Trotting Club Inc, HRNZ, June 25, 2023

Compilation date: June 25, 2023, 12:38:08 PM (NZST)

Copyright © 2023 HRNZ and NZMTC. All rights reserved.

Trademarks.

StrideMASTER is a registered trademark of Thoroughbred Ratings Pty Ltd.

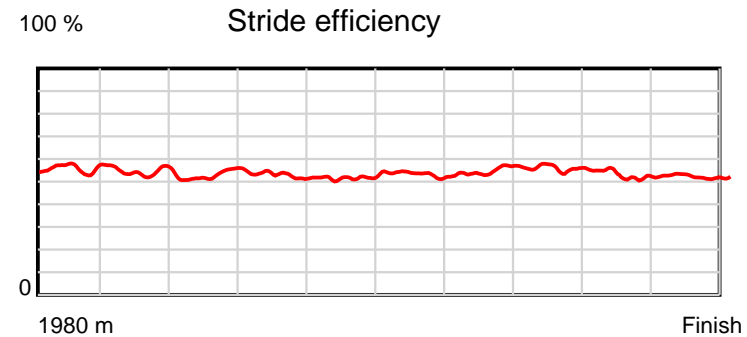
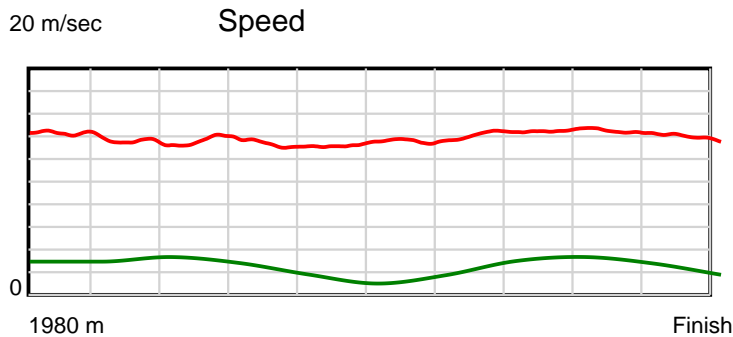
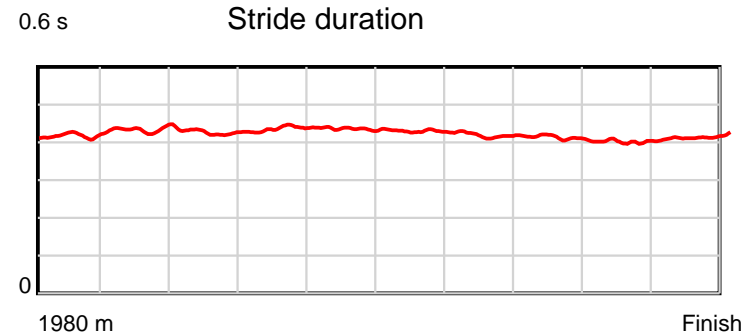
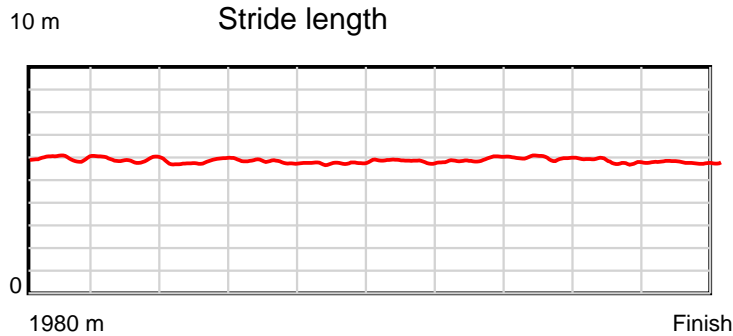
Disclaimer.

HRNZ and NZMTC and Thoroughbred Ratings Pty Ltd accepts no responsibility for the completeness or accuracy of any of the information contained herein, and makes no representations about its suitability for any particular purpose. Users should make their own judgements about those matters and/or seek independent advice. You assume all risks associated with use of the data provided on this page.

Race Results

June 25, 2023, Race 1, N MUNRO BEST AMATEUR YEAH RIGHT- AMATEUR CHAMPS HT3 MOB PACE, Distance 1980m, Addington - Survey 1980m

Result	TAB no.	Horse (Barrier)	1980 to	1800m to	1600m to	1400m to	1200m to	1000m to	800m to	600m to	400m to	200m to	Total or	Margin
1st	8	Precious Belle (8)	1800m	1600m	1400m	1200m	1000m	800m	600m	400m	200m	WP	Average	
		Position in running (margin)	-	8(7.1)	9(13.1)	9(13.7)	9(10.7)	9(10.0)	9(9.3)	8(7.1)	6(4.2)	3(0.9)		0.00
		Sectional time (s)	12.69	14.95	15.11	14.99	15.60	14.91	14.19	14.24	14.53	14.56		
		Cumulative time (s)	145.77	133.08	118.13	103.02	88.03	72.43	57.52	43.33	29.09	14.56	2:25.77	
		Speed (m/s)	14.18	13.38	13.24	13.34	12.82	13.41	14.09	14.04	13.76	13.74	13.58	
		Stride length (m)	5.97	5.82	5.65	5.82	5.59	5.75	5.90	5.79	5.54	5.70	5.75	
		Stride duration (s)	0.418	0.435	0.427	0.436	0.436	0.429	0.419	0.412	0.402	0.415	0.423	
		Stride efficiency (%)	55.78	52.90	49.83	52.94	48.82	51.73	54.48	52.33	47.93	50.82	51.64	
		Stride count	30.13	34.37	35.42	34.36	35.78	34.76	33.87	34.56	36.11	35.07	344.43	



Note: Horizontal distance axis grid lines are 200m furlongs.

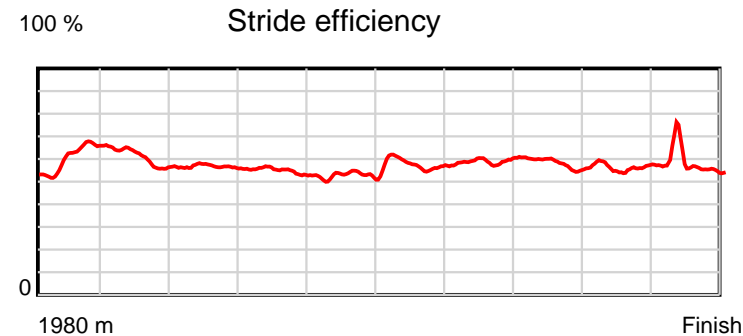
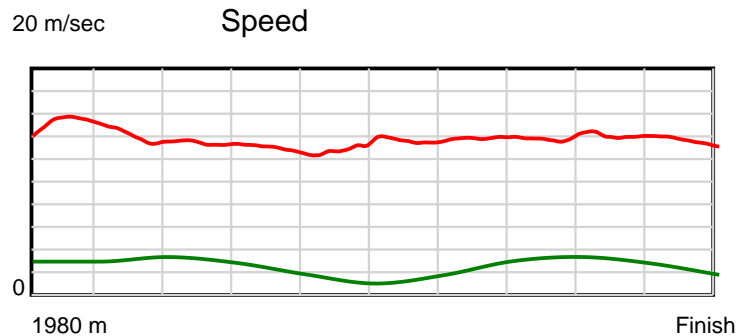
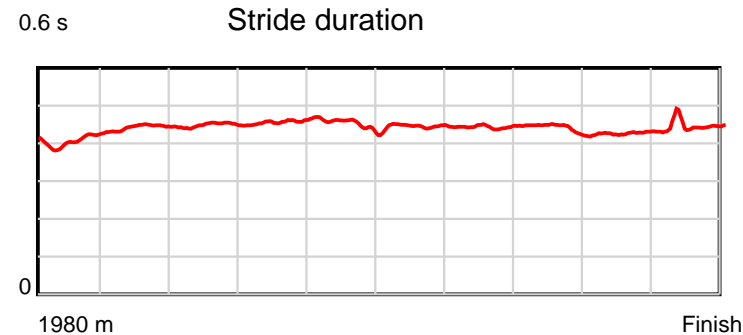
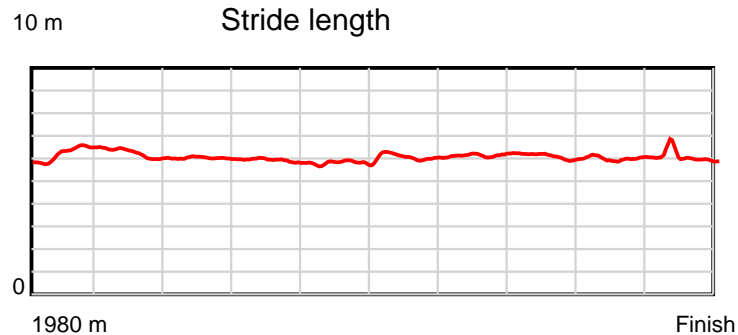
Disclaimer.

HRNZ and NZMTC and Thoroughbred Ratings Pty Ltd accepts no responsibility for the completeness or accuracy of any of the information contained herein, and makes no representations about its suitability for any particular purpose. Users should make their own judgements about those matters and/or seek independent advice. You assume all risks associated with use of the data provided on this page.

Race Results

June 25, 2023, Race 1, N MUNRO BEST AMATEUR YEAH RIGHT- AMATEUR CHAMPS HT3 MOB PACE, Distance 1980m, Addington - Survey 1980m

Result	TAB no.	Horse (Barrier)	1980 to	1800m to	1600m to	1400m to	1200m to	1000m to	800m to	600m to	400m to	200m to	Total or	Margin
2nd	4	Judgement Bay (4)	1800m	1600m	1400m	1200m	1000m	800m	600m	400m	200m	WP	Average	
		Position in running (margin)	-	3(1.8)	3(3.8)	3(4.1)	3(3.5)	4(3.7)	4(3.0)	4(2.3)	3(2.1)	1(0.0)		0.90
		Sectional time (s)	11.74	14.31	15.05	15.40	15.76	14.91	14.45	14.68	14.73	14.89		
		Cumulative time (s)	145.92	134.18	119.87	104.82	89.42	73.66	58.75	44.30	29.62	14.89	2:25.92	
		Speed (m/s)	15.33	13.98	13.29	12.99	12.69	13.41	13.84	13.62	13.58	13.43	13.57	
		Stride length (m)	6.24	6.19	5.96	5.92	5.75	5.98	6.13	6.00	5.79	5.99	5.99	
		Stride duration (s)	0.406	0.443	0.448	0.456	0.453	0.446	0.443	0.441	0.427	0.446	0.441	
		Stride efficiency (%)	60.85	59.85	55.42	54.76	51.59	55.95	58.70	56.26	52.48	56.01	56.04	
		Stride count	28.84	32.32	33.58	33.79	34.81	33.42	32.63	33.33	34.51	33.41	330.64	



Note: Horizontal distance axis grid lines are 200m furlongs.

Disclaimer.

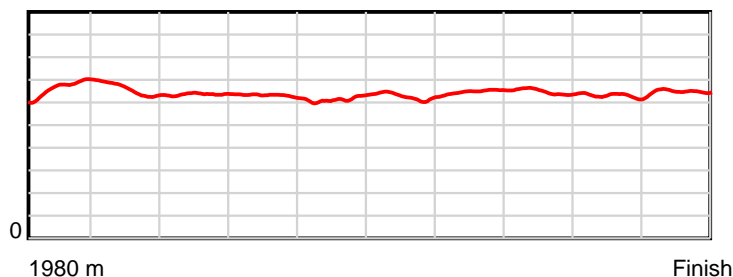
HRNZ and NZMTC and Thoroughbred Ratings Pty Ltd accepts no responsibility for the completeness or accuracy of any of the information contained herein, and makes no representations about its suitability for any particular purpose. Users should make their own judgements about those matters and/or seek independent advice. You assume all risks associated with use of the data provided on this page.

Race Results

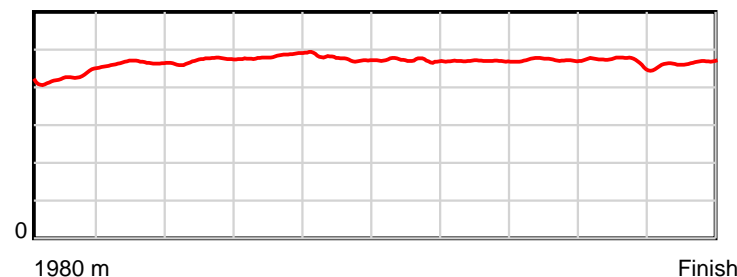
June 25, 2023, Race 1, N MUNRO BEST AMATEUR YEAH RIGHT- AMATEUR CHAMPS HT3 MOB PACE, Distance 1980m, Addington - Survey 1980m

Result	TAB no.	Horse (Barrier)	1980 to	1800m to	1600m to	1400m to	1200m to	1000m to	800m to	600m to	400m to	200m to	Total or	Margin
3rd	5	Motor Mouth (5)	1800m	1600m	1400m	1200m	1000m	800m	600m	400m	200m	WP	Average	
		Position in running (margin)	-	1(0.0)	2(1.6)	2(2.4)	2(2.0)	3(1.9)	3(2.1)	4(2.1)	6(2.2)			1.00
		Sectional time (s)	11.59	14.23	15.13	15.44	15.70	15.02	14.60	14.73	15.10	14.41		
		Cumulative time (s)	145.95	134.36	120.13	105.00	89.56	73.86	58.84	44.24	29.51	14.41	2:25.95	
		Speed (m/s)	15.52	14.05	13.22	12.95	12.74	13.32	13.70	13.58	13.25	13.88	13.57	
		Stride length (m)	6.70	6.53	6.23	6.26	6.08	6.28	6.44	6.42	6.22	6.45	6.35	
		Stride duration (s)	0.428	0.465	0.471	0.483	0.477	0.472	0.470	0.473	0.469	0.465	0.468	
		Stride efficiency (%)	70.18	66.67	60.63	61.22	57.67	61.63	64.75	64.41	60.46	65.02	63.06	
		Stride count	26.86	30.62	32.11	31.95	32.92	31.85	31.07	31.15	32.15	31.00	311.68	

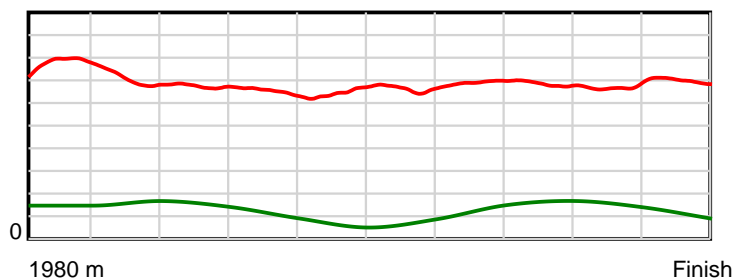
10 m Stride length



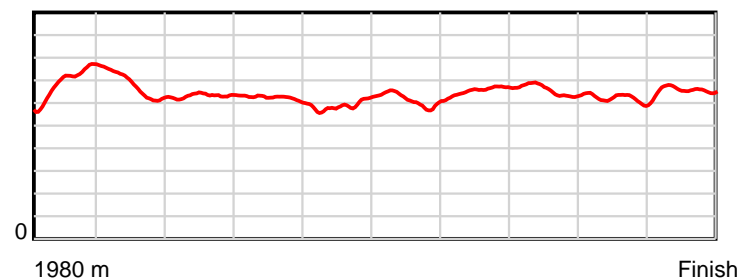
0.6 s Stride duration



20 m/sec Speed



100 % Stride efficiency



Note: Horizontal distance axis grid lines are 200m furlongs.

Disclaimer.

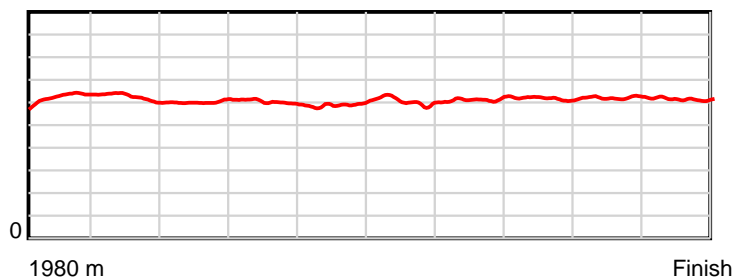
HRNZ and NZMTC and Thoroughbred Ratings Pty Ltd accepts no responsibility for the completeness or accuracy of any of the information contained herein, and makes no representations about its suitability for any particular purpose. Users should make their own judgements about those matters and/or seek independent advice. You assume all risks associated with use of the data provided on this page.

Race Results

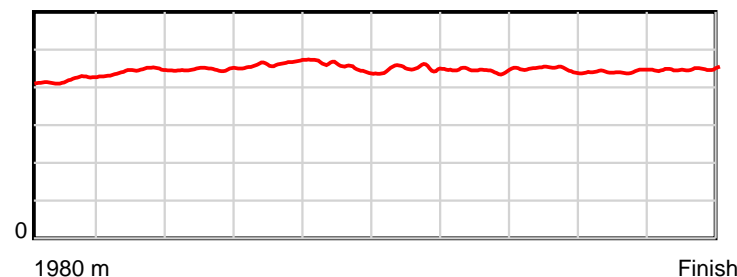
June 25, 2023, Race 1, N MUNRO BEST AMATEUR YEAH RIGHT- AMATEUR CHAMPS HT3 MOB PACE, Distance 1980m, Addington - Survey 1980m

Result	TAB no.	Horse (Barrier)	1980 to	1800m to	1600m to	1400m to	1200m to	1000m to	800m to	600m to	400m to	200m to	Total or	Margin
4th	1	Betterwithblin... (1)	1800m	1600m	1400m	1200m	1000m	800m	600m	400m	200m	WP	Average	
		Position in running (margin)	-	5(4.1)	4(6.0)	4(6.5)	5(5.6)	5(5.0)	5(3.7)	5(3.7)	5(4.0)	5(1.9)		1.90
		Sectional time (s)	12.27	14.27	15.09	15.35	15.62	14.81	14.57	14.77	14.73	14.64		
		Cumulative time (s)	146.12	133.85	119.58	104.49	89.14	73.52	58.71	44.14	29.37	14.64	2:26.12	
		Speed (m/s)	14.66	14.02	13.25	13.03	12.80	13.50	13.73	13.54	13.58	13.66	13.55	
		Stride length (m)	6.25	6.21	5.93	6.02	5.83	6.08	6.11	6.06	6.00	6.12	6.06	
		Stride duration (s)	0.420	0.443	0.447	0.462	0.455	0.450	0.445	0.448	0.442	0.448	0.447	
		Stride efficiency (%)	61.03	60.30	54.99	56.71	53.13	57.72	58.26	57.45	56.25	58.54	57.33	
		Stride count	28.80	32.20	33.71	33.20	34.30	32.91	32.76	32.99	33.33	32.68	326.88	

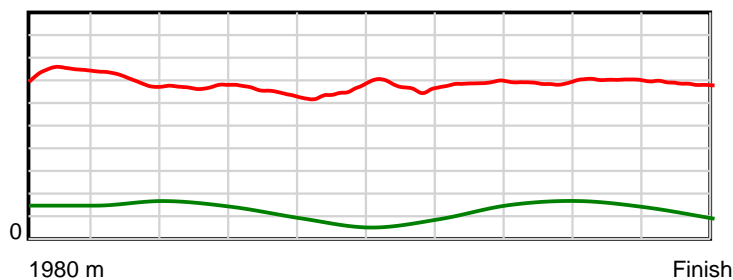
10 m Stride length



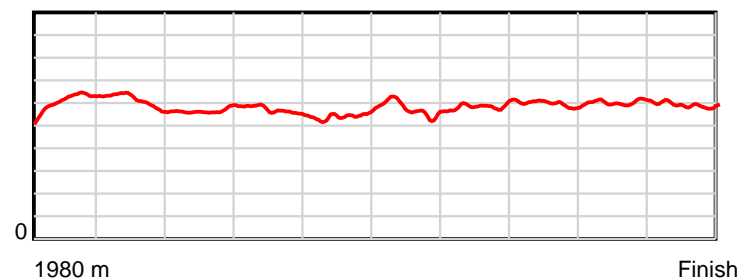
0.6 s Stride duration



20 m/sec Speed



100 % Stride efficiency



Note: Horizontal distance axis grid lines are 200m furlongs.

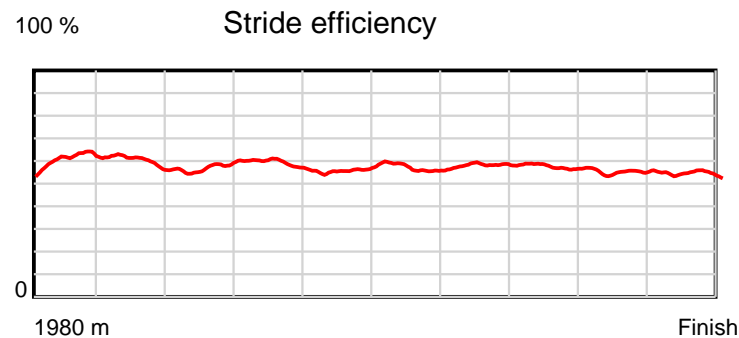
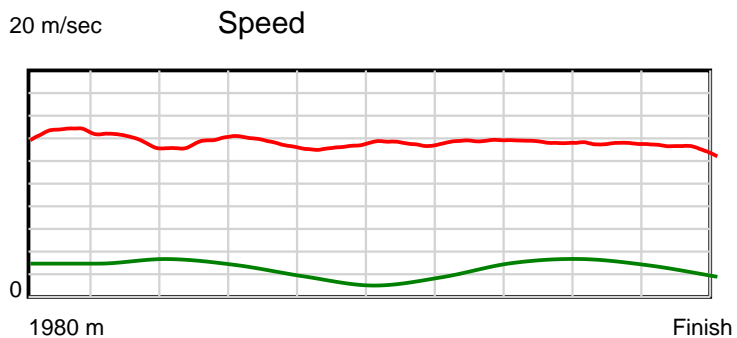
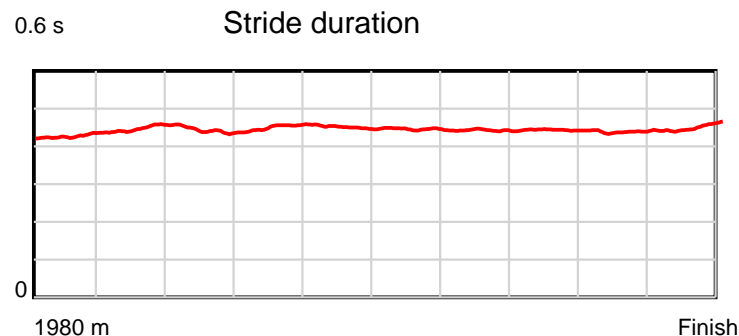
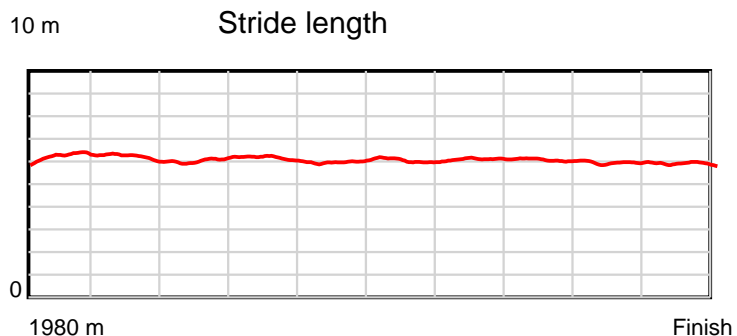
Disclaimer.

HRNZ and NZMTC and Thoroughbred Ratings Pty Ltd accepts no responsibility for the completeness or accuracy of any of the information contained herein, and makes no representations about its suitability for any particular purpose. Users should make their own judgements about those matters and/or seek independent advice. You assume all risks associated with use of the data provided on this page.

Race Results

June 25, 2023, Race 1, N MUNRO BEST AMATEUR YEAH RIGHT- AMATEUR CHAMPS HT3 MOB PACE, Distance 1980m, Addington - Survey 1980m

Result	TAB no.	Horse (Barrier)	1980 to	1800m to	1600m to	1400m to	1200m to	1000m to	800m to	600m to	400m to	200m to	Total or	Margin
5th	2	Shards Fury (2)	1800m	1600m	1400m	1200m	1000m	800m	600m	400m	200m	WP	Average	
		Position in running (margin)	-	6(5.3)	7(9.1)	7(9.3)	4(4.1)	3(2.0)	2(1.1)	2(0.3)	2(0.9)	2(0.8)		4.70
		Sectional time (s)	12.51	14.60	15.03	14.62	15.38	14.88	14.44	14.81	15.06	15.29		
		Cumulative time (s)	146.62	134.11	119.51	104.48	89.86	74.48	59.60	45.16	30.35	15.29	2:26.62	
		Speed (m/s)	14.38	13.70	13.31	13.68	13.00	13.44	13.85	13.50	13.28	13.08	13.50	
		Stride length (m)	6.28	6.12	5.90	6.16	5.86	5.99	6.13	5.99	5.83	5.90	6.01	
		Stride duration (s)	0.427	0.447	0.444	0.451	0.451	0.446	0.443	0.443	0.439	0.451	0.445	
		Stride efficiency (%)	61.62	58.48	54.44	59.36	53.69	56.05	58.72	55.98	53.11	54.36	56.44	
		Stride count	28.66	32.69	33.88	32.45	34.12	33.39	32.63	33.42	34.31	33.91	329.46	



Note: Horizontal distance axis grid lines are 200m furlongs.

Disclaimer.

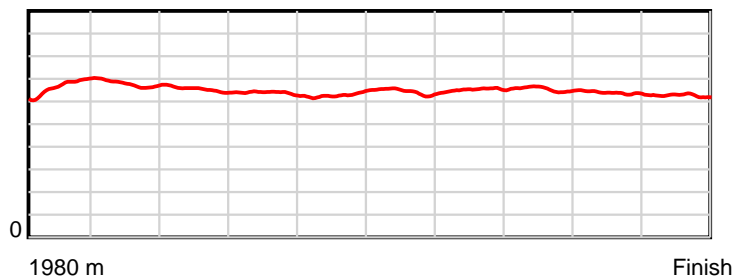
HRNZ and NZMTC and Thoroughbred Ratings Pty Ltd accepts no responsibility for the completeness or accuracy of any of the information contained herein, and makes no representations about its suitability for any particular purpose. Users should make their own judgements about those matters and/or seek independent advice. You assume all risks associated with use of the data provided on this page.

Race Results

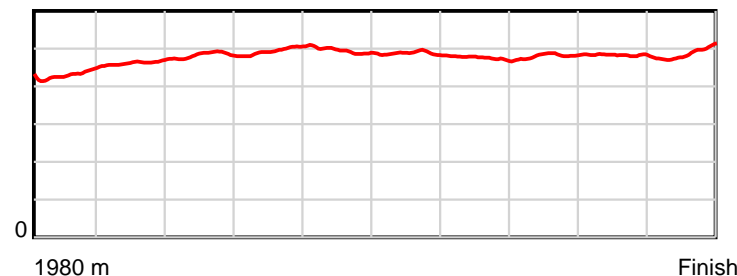
June 25, 2023, Race 1, N MUNRO BEST AMATEUR YEAH RIGHT- AMATEUR CHAMPS HT3 MOB PACE, Distance 1980m, Addington - Survey 1980m

Result	TAB no.	Horse (Barrier)	1980 to	1800m to	1600m to	1400m to	1200m to	1000m to	800m to	600m to	400m to	200m to	Total or	Margin
6th	7	Bondi Lustre (7)	1800m	1600m	1400m	1200m	1000m	800m	600m	400m	200m	WP	Average	
		Position in running (margin)	-	2(0.3)	1(0.0)	1(0.0)	1(0.0)	1(0.0)	1(0.0)	1(0.0)	1(0.0)	4(1.4)		7.00
		Sectional time (s)	11.62	13.90	15.01	15.49	15.72	15.04	14.57	14.72	15.31	15.64		
		Cumulative time (s)	147.02	135.40	121.50	106.49	91.00	75.28	60.24	45.67	30.95	15.64	2:27.02	
		Speed (m/s)	15.48	14.39	13.32	12.91	12.72	13.30	13.73	13.59	13.06	12.79	13.47	
		Stride length (m)	6.72	6.66	6.44	6.39	6.29	6.49	6.52	6.54	6.30	6.26	6.45	
		Stride duration (s)	0.432	0.463	0.483	0.495	0.494	0.488	0.475	0.481	0.482	0.490	0.479	
		Stride efficiency (%)	70.63	69.30	64.77	63.90	61.74	65.74	66.42	66.87	61.94	61.29	65.10	
		Stride count	26.77	30.03	31.07	31.28	31.82	30.84	30.68	30.57	31.77	31.93	306.76	

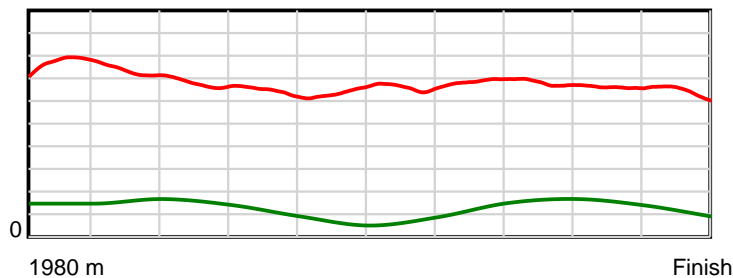
10 m Stride length



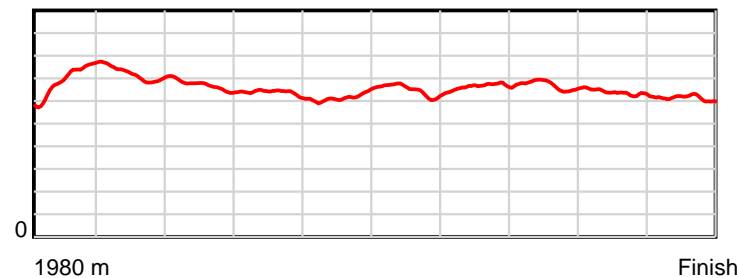
0.6 s Stride duration



20 m/sec Speed



100 % Stride efficiency



Note: Horizontal distance axis grid lines are 200m furlongs.

Disclaimer.

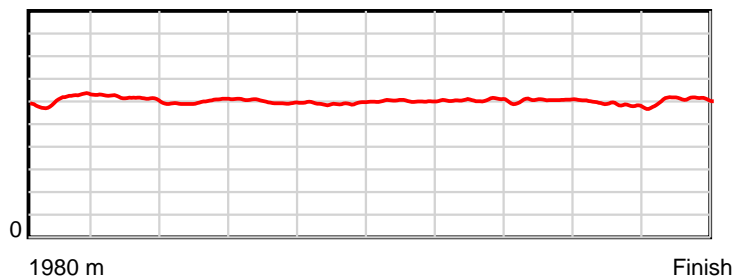
HRNZ and NZMTC and Thoroughbred Ratings Pty Ltd accepts no responsibility for the completeness or accuracy of any of the information contained herein, and makes no representations about its suitability for any particular purpose. Users should make their own judgements about those matters and/or seek independent advice. You assume all risks associated with use of the data provided on this page.

Race Results

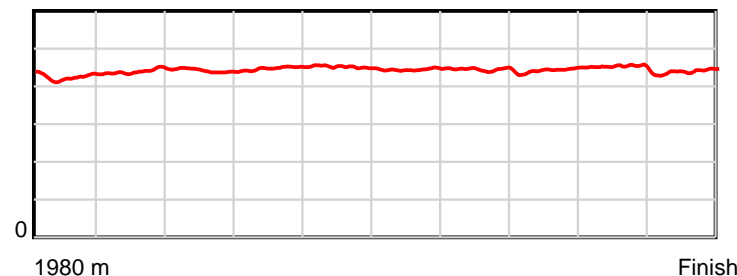
June 25, 2023, Race 1, N MUNRO BEST AMATEUR YEAH RIGHT- AMATEUR CHAMPS HT3 MOB PACE, Distance 1980m, Addington - Survey 1980m

Result	TAB no.	Horse (Barrier)	1980 to	1800m to	1600m to	1400m to	1200m to	1000m to	800m to	600m to	400m to	200m to	Total or	Margin
7th	3	Carrera Lucia (3)	1800m	1600m	1400m	1200m	1000m	800m	600m	400m	200m	WP	Average	
		Position in running (margin)	-	9(7.8)	8(11.5)	8(11.7)	8(8.9)	8(8.3)	8(7.6)	9(8.5)	9(8.2)	8(10.7)		9.60
		Sectional time (s)	12.96	14.58	15.04	15.02	15.62	14.92	14.71	14.68	15.49	14.48		
		Cumulative time (s)	147.50	134.54	119.96	104.92	89.90	74.28	59.36	44.65	29.97	14.48	2:27.50	
		Speed (m/s)	13.88	13.72	13.30	13.32	12.80	13.40	13.60	13.62	12.91	13.81	13.42	
		Stride length (m)	6.08	6.03	5.88	5.97	5.78	5.96	6.03	6.04	5.82	6.09	5.96	
		Stride duration (s)	0.424	0.440	0.442	0.448	0.451	0.445	0.444	0.443	0.451	0.441	0.444	
		Stride efficiency (%)	57.79	56.88	54.00	55.61	52.20	55.53	56.87	56.93	52.96	57.89	55.60	
		Stride count	29.60	33.15	34.02	33.53	34.60	33.55	33.15	33.14	34.35	32.86	331.95	

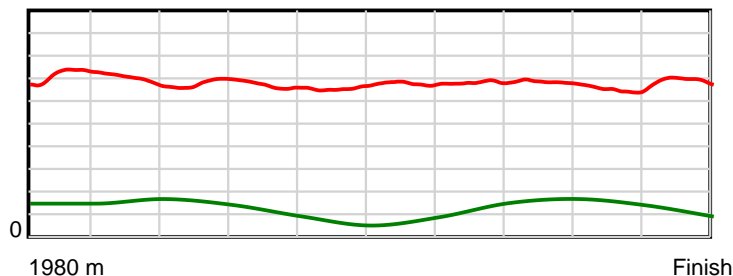
10 m Stride length



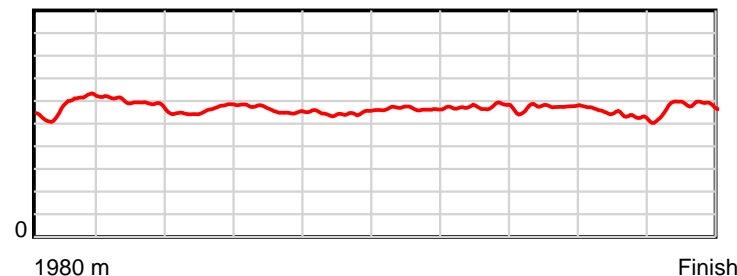
0.6 s Stride duration



20 m/sec Speed



100 % Stride efficiency



Note: Horizontal distance axis grid lines are 200m furlongs.

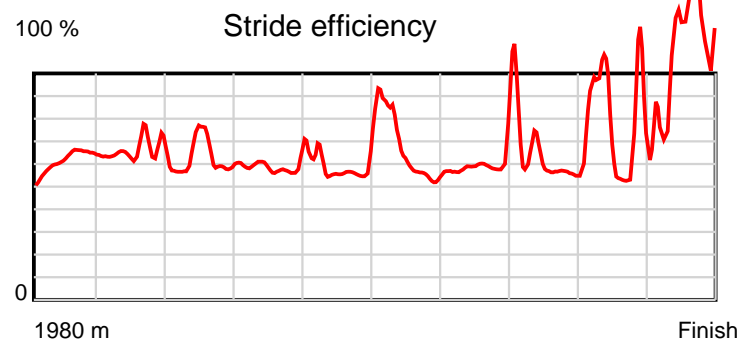
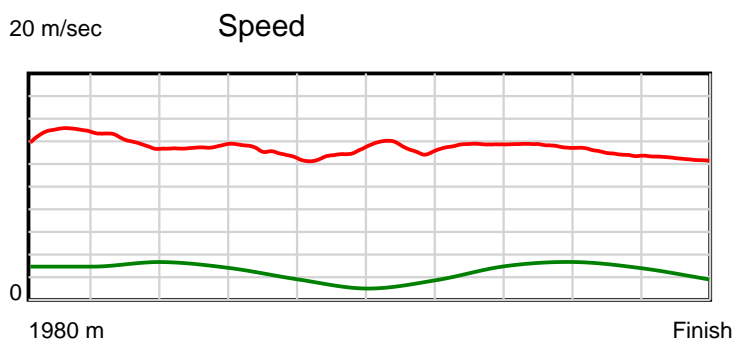
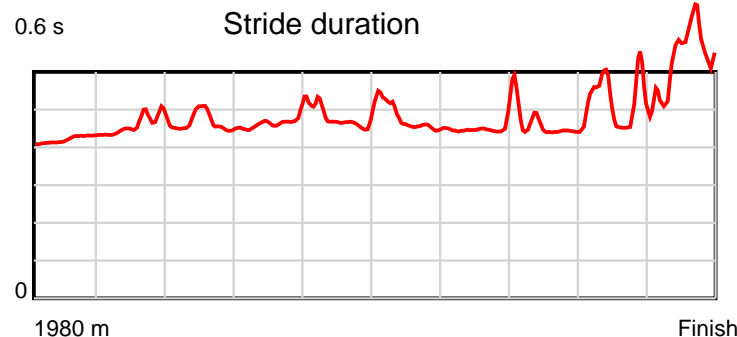
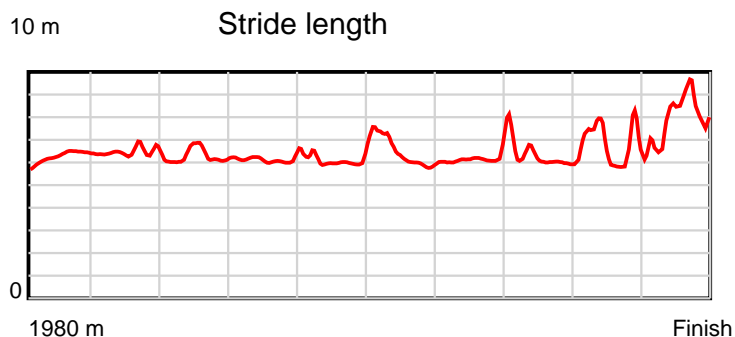
Disclaimer.

HRNZ and NZMTC and Thoroughbred Ratings Pty Ltd accepts no responsibility for the completeness or accuracy of any of the information contained herein, and makes no representations about its suitability for any particular purpose. Users should make their own judgements about those matters and/or seek independent advice. You assume all risks associated with use of the data provided on this page.

Race Results

June 25, 2023, Race 1, N MUNRO BEST AMATEUR YEAH RIGHT- AMATEUR CHAMPS HT3 MOB PACE, Distance 1980m, Addington - Survey 1980m

Result	TAB no.	Horse (Barrier)	1980 to	1800m to	1600m to	1400m to	1200m to	1000m to	800m to	600m to	400m to	200m to	Total or	Margin
8th	12	Four Starzz S... (10)	1800m	1600m	1400m	1200m	1000m	800m	600m	400m	200m	WP	Average	
		Position in running (margin)	-	7(6.1)	6(8.6)	5(8.5)	7(7.8)	7(7.8)	7(6.1)	6(6.5)	7(6.2)	7(9.7)		17.60
		Sectional time (s)	12.60	14.37	14.99	15.37	15.72	14.75	14.64	14.66	15.68	16.15		
		Cumulative time (s)	148.93	136.33	121.96	106.97	91.60	75.88	61.13	46.49	31.83	16.15	2:28.93	
		Speed (m/s)	14.28	13.92	13.34	13.01	12.72	13.56	13.66	13.64	12.76	12.38	13.29	
		Stride length (m)	6.29	6.37	6.14	6.10	6.10	6.28	6.28	6.08	6.36	7.80	6.35	
		Stride duration (s)	0.423	0.458	0.460	0.469	0.479	0.463	0.460	0.446	0.499	0.630	0.478	
		Stride efficiency (%)	61.91	63.40	58.84	58.11	58.12	61.68	61.64	57.73	63.31	95.00	63.00	
		Stride count	28.60	31.40	32.59	32.80	32.79	31.83	31.85	32.91	31.42	25.65	311.84	



Note: Horizontal distance axis grid lines are 200m furlongs.

Disclaimer.

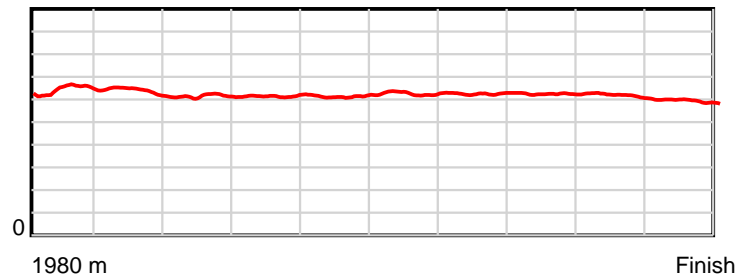
HRNZ and NZMTC and Thoroughbred Ratings Pty Ltd accepts no responsibility for the completeness or accuracy of any of the information contained herein, and makes no representations about its suitability for any particular purpose. Users should make their own judgements about those matters and/or seek independent advice. You assume all risks associated with use of the data provided on this page.

Race Results

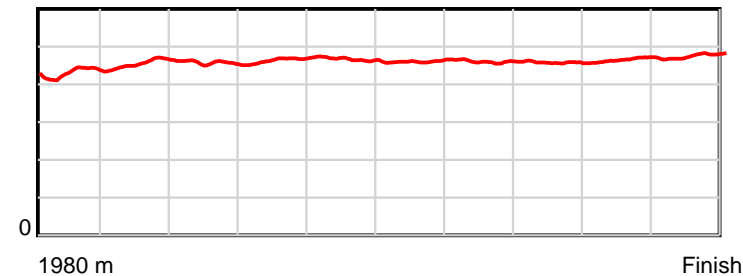
June 25, 2023, Race 1, N MUNRO BEST AMATEUR YEAH RIGHT- AMATEUR CHAMPS HT3 MOB PACE, Distance 1980m, Addington - Survey 1980m

Result	TAB no.	Horse (Barrier)	1980 to	1800m to	1600m to	1400m to	1200m to	1000m to	800m to	600m to	400m to	200m to	Total or	Margin
9th	9	Bolzano (9)	1800m	1600m	1400m	1200m	1000m	800m	600m	400m	200m	WP	Average	
		Position in running (margin)	-	4(3.8)	5(6.7)	6(8.6)	6(6.5)	6(5.9)	6(5.0)	7(6.6)	8(7.9)	9(11.1)		18.90
		Sectional time (s)	12.21	14.45	15.32	15.13	15.62	14.89	14.84	14.93	15.61	16.17		
		Cumulative time (s)	149.17	136.96	122.51	107.19	92.06	76.44	61.55	46.71	31.78	16.17	2:29.17	
		Speed (m/s)	14.74	13.84	13.05	13.22	12.80	13.43	13.48	13.40	12.81	12.37	13.27	
		Stride length (m)	6.40	6.31	5.97	6.13	5.97	6.19	6.20	6.13	5.97	5.89	6.11	
		Stride duration (s)	0.431	0.456	0.457	0.464	0.467	0.461	0.460	0.458	0.466	0.476	0.460	
		Stride efficiency (%)	64.00	62.15	55.65	58.76	55.74	59.83	60.10	58.76	55.66	54.26	58.33	
		Stride count	28.13	31.71	33.51	32.62	33.49	32.32	32.25	32.61	33.51	33.94	324.09	

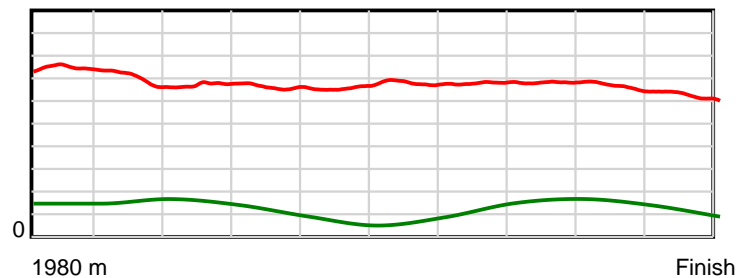
10 m Stride length



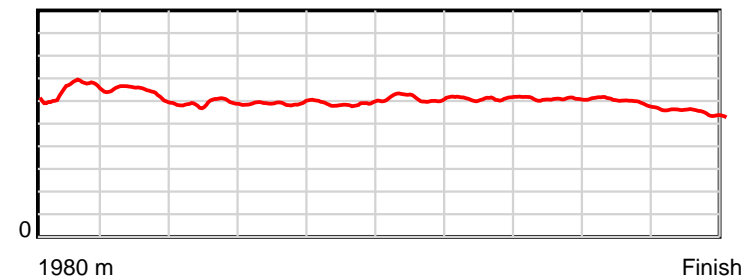
0.6 s Stride duration



20 m/sec Speed



100 % Stride efficiency



Note: Horizontal distance axis grid lines are 200m furlongs.

Disclaimer.

HRNZ and NZMTC and Thoroughbred Ratings Pty Ltd accepts no responsibility for the completeness or accuracy of any of the information contained herein, and makes no representations about its suitability for any particular purpose. Users should make their own judgements about those matters and/or seek independent advice. You assume all risks associated with use of the data provided on this page.