



Race Results

NZ Metropolitan Trotting Club Inc, HRNZ, June 25, 2023

Compilation date: June 25, 2023, 1:42:06 PM (NZST)

Copyright © 2023 HRNZ and NZMTC. All rights reserved.

Trademarks.

StrideMASTER is a registered trademark of Thoroughbred Ratings Pty Ltd.

Disclaimer.

HRNZ and NZMTC and Thoroughbred Ratings Pty Ltd accepts no responsibility for the completeness or accuracy of any of the information contained herein, and makes no representations about its suitability for any particular purpose. Users should make their own judgements about those matters and/or seek independent advice. You assume all risks associated with use of the data provided on this page.



Race Results



June 25, 2023, Race 3, TENNANT ENGINEERING MOBILE PACE, Distance 2600m, Addington - Survey 3200m

Result	TAB no.	Horse (Barrier)	2600 to	2400m to
1st	11	Sophia Bromac (0)	2400m	2200m
		Position in running (margin)	-	6(7.4)
		Sectional time (s)	14.44	15.01
		Cumulative time (s)	192.01	177.57
		Speed (m/s)	13.85	13.32
		Stride length (m)	6.34	6.15
		Stride duration (s)	0.443	0.461
		Stride efficiency (%)	62.74	59.09
		Stride count	31.56	32.52

Disclaimer.

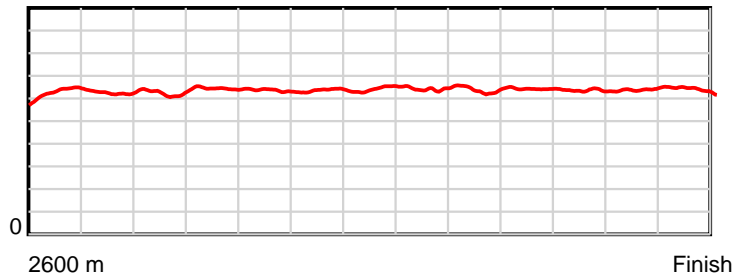
HRNZ and NZMTC and Thoroughbred Ratings Pty Ltd accepts no responsibility for the completeness or accuracy of any of the information contained herein, and makes no representations about its suitability for any particular purpose. Users should make their own judgements about those matters and/or seek independent advice. You assume all risks associated with use of the data provided on this page.

Race Results

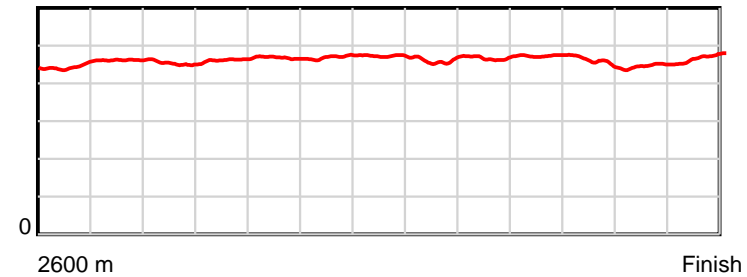
June 25, 2023, Race 3, TENNANT ENGINEERING MOBILE PACE, Distance 2600m, Addington - Survey 3200m

Result	TAB no.	Horse (Barrier)	2200m to	2000m to	1800m to	1600m to	1400m to	1200m to	1000m to	800m to	600m to	400m to	200m to	Total or	Margin
1st	11	Sophia Bromac (0)	2000m	1800m	1600m	1400m	1200m	1000m	800m	600m	400m	200m	WP	Average	
		Position in running (margin)	6(11.1)	6(8.1)	6(8.9)	6(11.2)	6(8.8)	6(6.5)	5(5.8)	5(5.5)	5(5.5)	5(2.7)	3(1.7)		0.00
		Sectional time (s)	14.80	14.43	15.13	15.05	14.76	14.48	14.88	14.86	14.89	14.50	14.78		
		Cumulative time (s)	162.56	147.76	133.33	118.20	103.15	88.39	73.91	59.03	44.17	29.28	14.78	3:12.01	
		Speed (m/s)	13.51	13.86	13.22	13.29	13.55	13.81	13.44	13.46	13.43	13.79	13.53	13.54	
		Stride length (m)	6.12	6.40	6.19	6.24	6.40	6.37	6.28	6.37	6.14	6.17	6.36	6.27	
		Stride duration (s)	0.453	0.462	0.468	0.470	0.472	0.461	0.467	0.473	0.457	0.447	0.470	0.463	
		Stride efficiency (%)	58.61	64.02	59.87	60.88	64.03	63.51	61.60	63.41	58.89	59.42	63.14	61.43	
		Stride count	32.66	31.25	32.31	32.04	31.25	31.37	31.86	31.40	32.58	32.43	31.46	414.69	

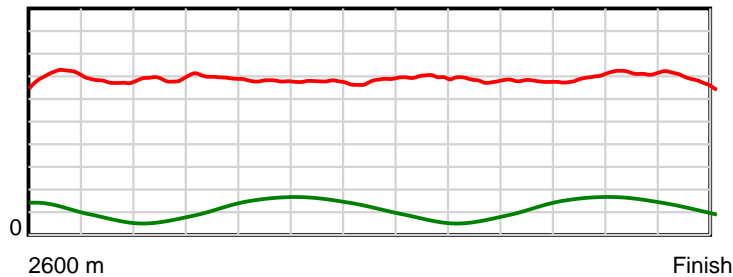
10 m Stride length



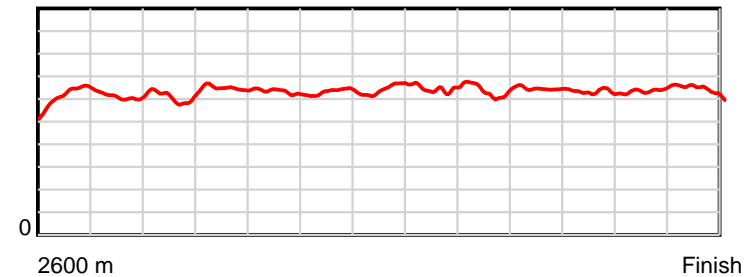
0.6 s Stride duration



20 m/sec Speed



100 % Stride efficiency



Note: Horizontal distance axis grid lines are 200m furlongs.

Disclaimer.

HRNZ and NZMTC and Thoroughbred Ratings Pty Ltd accepts no responsibility for the completeness or accuracy of any of the information contained herein, and makes no representations about its suitability for any particular purpose. Users should make their own judgements about those matters and/or seek independent advice. You assume all risks associated with use of the data provided on this page.



Race Results



June 25, 2023, Race 3, TENNANT ENGINEERING MOBILE PACE, Distance 2600m, Addington - Survey 3200m

Result	TAB no.	Horse (Barrier)	2600 to	2400m to
2nd	2	Fast Ace (2)	2400m	2200m
		Position in running (margin)	-	3(4.1)
		Sectional time (s)	13.87	14.54
		Cumulative time (s)	192.05	178.18
		Speed (m/s)	14.42	13.76
		Stride length (m)	6.18	6.32
		Stride duration (s)	0.430	0.460
		Stride efficiency (%)	59.66	62.49
		Stride count	32.37	31.63

Disclaimer.

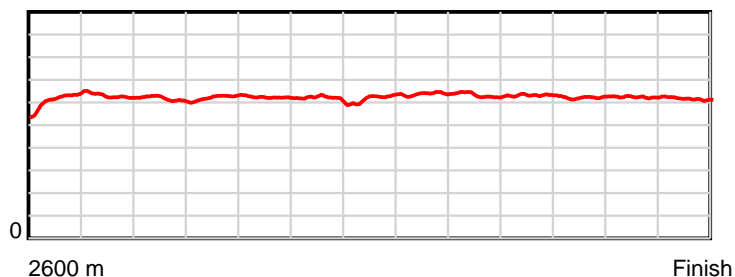
HRNZ and NZMTC and Thoroughbred Ratings Pty Ltd accepts no responsibility for the completeness or accuracy of any of the information contained herein, and makes no representations about its suitability for any particular purpose. Users should make their own judgements about those matters and/or seek independent advice. You assume all risks associated with use of the data provided on this page.

Race Results

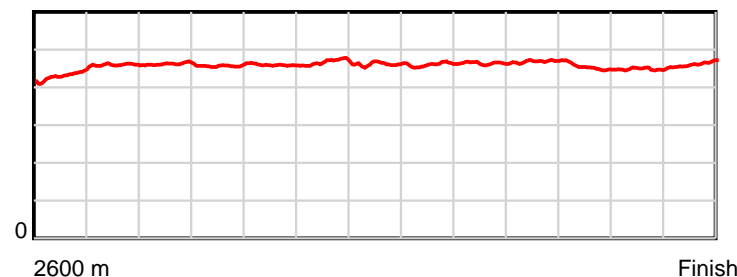
June 25, 2023, Race 3, TENNANT ENGINEERING MOBILE PACE, Distance 2600m, Addington - Survey 3200m

Result	TAB no.	Horse (Barrier)	2200m to	2000m to	1800m to	1600m to	1400m to	1200m to	1000m to	800m to	600m to	400m to	200m to	Total or	Margin
2nd	2	Fast Ace (2)	2000m	1800m	1600m	1400m	1200m	1000m	800m	600m	400m	200m	WP	Average	
		Position in running (margin)	3(4.9)	3(3.4)	3(5.6)	3(6.0)	3(3.8)	3(2.2)	2(2.1)	2(2.0)	2(2.1)	1(0.0)	1(0.0)		0.20
		Sectional time (s)	15.05	14.66	14.81	15.08	14.88	14.57	14.92	14.88	15.00	14.67	15.12		
		Cumulative time (s)	163.64	148.59	133.93	119.12	104.04	89.16	74.59	59.67	44.79	29.79	15.12	3:12.05	
		Speed (m/s)	13.29	13.64	13.50	13.26	13.44	13.73	13.40	13.44	13.33	13.63	13.23	13.54	
		Stride length (m)	6.14	6.23	6.20	6.19	6.20	6.32	6.22	6.30	6.04	6.12	6.12	6.20	
		Stride duration (s)	0.462	0.457	0.459	0.466	0.461	0.460	0.464	0.469	0.453	0.449	0.463	0.458	
		Stride efficiency (%)	58.98	60.61	60.11	59.80	60.06	62.35	60.44	61.95	57.03	58.44	58.53	60.01	
		Stride count	32.55	32.11	32.25	32.33	32.26	31.66	32.16	31.76	33.11	32.70	32.68	419.57	

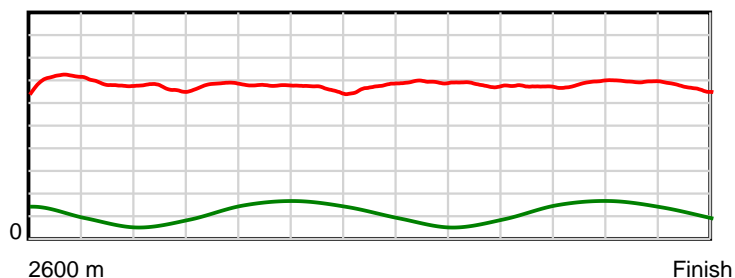
10 m Stride length



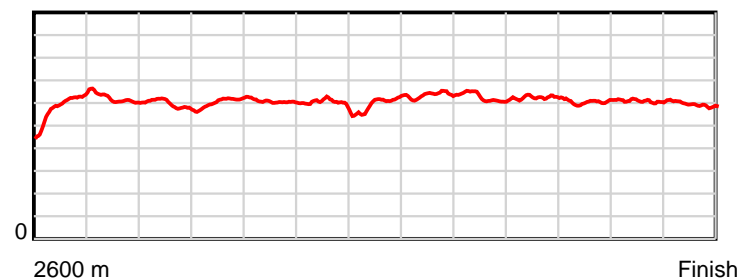
0.6 s Stride duration



20 m/sec Speed



100 % Stride efficiency



Note: Horizontal distance axis grid lines are 200m furlongs.

Disclaimer.

HRNZ and NZMTC and Thoroughbred Ratings Pty Ltd accepts no responsibility for the completeness or accuracy of any of the information contained herein, and makes no representations about its suitability for any particular purpose. Users should make their own judgements about those matters and/or seek independent advice. You assume all risks associated with use of the data provided on this page.



Race Results



June 25, 2023, Race 3, TENNANT ENGINEERING MOBILE PACE, Distance 2600m, Addington - Survey 3200m

Result	TAB no.	Horse (Barrier)	2600 to	2400m to
2nd	4	Jaccka Opa (4)	2400m	2200m
		Position in running (margin)	-	4(5.4)
		Sectional time (s)	14.19	15.12
		Cumulative time (s)	192.05	177.86
		Speed (m/s)	14.10	13.23
		Stride length (m)	6.71	6.22
		Stride duration (s)	0.474	0.470
		Stride efficiency (%)	70.42	60.39
		Stride count	29.79	32.17

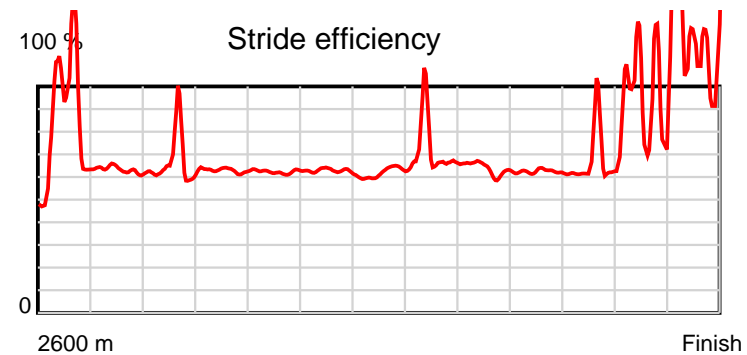
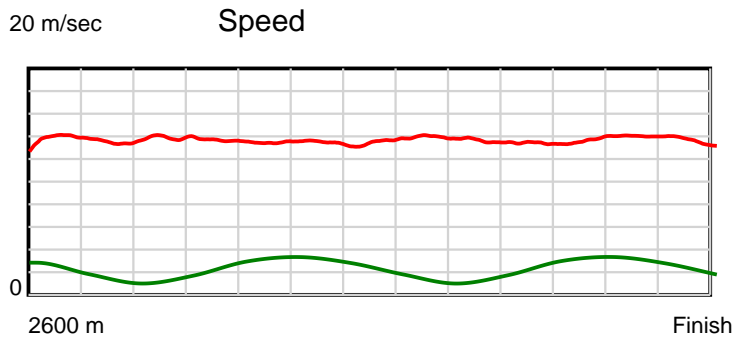
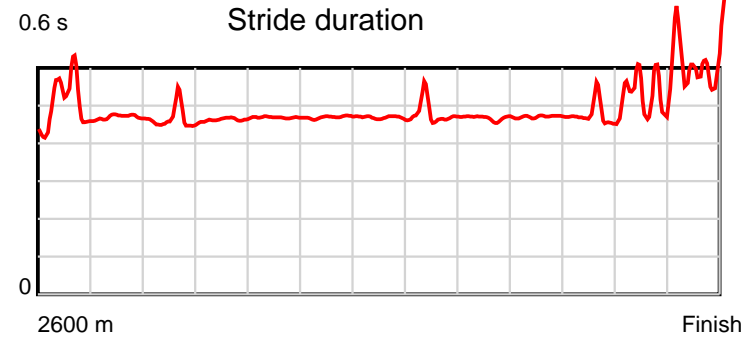
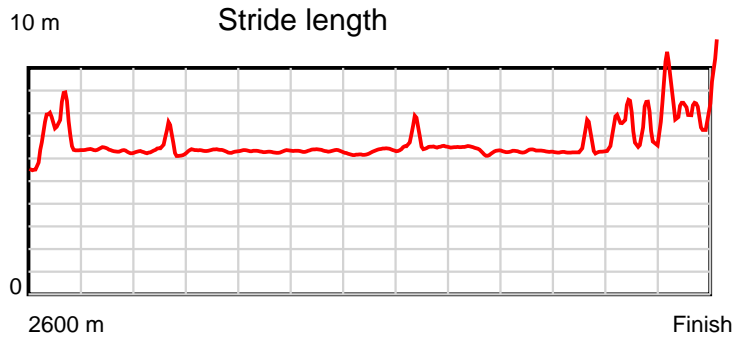
Disclaimer.

HRNZ and NZMTC and Thoroughbred Ratings Pty Ltd accepts no responsibility for the completeness or accuracy of any of the information contained herein, and makes no representations about its suitability for any particular purpose. Users should make their own judgements about those matters and/or seek independent advice. You assume all risks associated with use of the data provided on this page.

Race Results

June 25, 2023, Race 3, TENNANT ENGINEERING MOBILE PACE, Distance 2600m, Addington - Survey 3200m

Result	TAB no.	Horse (Barrier)	2200m to	2000m to	1800m to	1600m to	1400m to	1200m to	1000m to	800m to	600m to	400m to	200m to	Total or	Margin
2nd	4	Jaccka Opa (4)	2000m	1800m	1600m	1400m	1200m	1000m	800m	600m	400m	200m	WP	Average	
		Position in running (margin)	5(9.7)	4(5.8)	4(7.2)	4(9.4)	4(7.0)	4(4.8)	4(4.3)	4(3.7)	4(3.8)	3(1.6)	2(1.6)		0.20
		Sectional time (s)	14.65	14.54	15.11	15.05	14.77	14.51	14.83	14.88	14.99	14.66	14.75		
		Cumulative time (s)	162.74	148.09	133.55	118.44	103.39	88.62	74.11	59.28	44.40	29.41	14.75	3:12.05	
		Speed (m/s)	13.65	13.76	13.24	13.29	13.54	13.78	13.49	13.44	13.34	13.64	13.56	13.54	
		Stride length (m)	6.27	6.37	6.21	6.24	6.33	6.52	6.30	6.33	6.32	6.88	7.39	6.45	
		Stride duration (s)	0.459	0.463	0.469	0.470	0.468	0.473	0.467	0.471	0.474	0.504	0.545	0.477	
		Stride efficiency (%)	61.41	63.40	60.18	60.86	62.70	66.44	61.96	62.68	62.48	74.03	85.33	65.08	
		Stride count	31.90	31.40	32.23	32.05	31.57	30.67	31.76	31.58	31.63	29.06	27.07	402.88	



Note: Horizontal distance axis grid lines are 200m furlongs.

Disclaimer.

HRNZ and NZMTC and Thoroughbred Ratings Pty Ltd accepts no responsibility for the completeness or accuracy of any of the information contained herein, and makes no representations about its suitability for any particular purpose. Users should make their own judgements about those matters and/or seek independent advice. You assume all risks associated with use of the data provided on this page.



Race Results



June 25, 2023, Race 3, TENNANT ENGINEERING MOBILE PACE, Distance 2600m, Addington - Survey 3200m

Result	TAB no.	Horse (Barrier)	2600 to	2400m to
4th	6	Wiggles Rufus (6)	2400m	2200m
		Position in running (margin)	-	7(8.5)
		Sectional time (s)	14.62	15.23
		Cumulative time (s)	192.14	177.52
		Speed (m/s)	13.68	13.13
		Stride length (m)	6.22	6.10
		Stride duration (s)	0.456	0.465
		Stride efficiency (%)	60.52	58.19
		Stride count	32.14	32.77

Disclaimer.

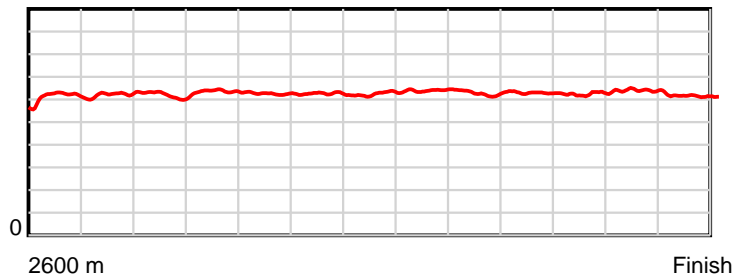
HRNZ and NZMTC and Thoroughbred Ratings Pty Ltd accepts no responsibility for the completeness or accuracy of any of the information contained herein, and makes no representations about its suitability for any particular purpose. Users should make their own judgements about those matters and/or seek independent advice. You assume all risks associated with use of the data provided on this page.

Race Results

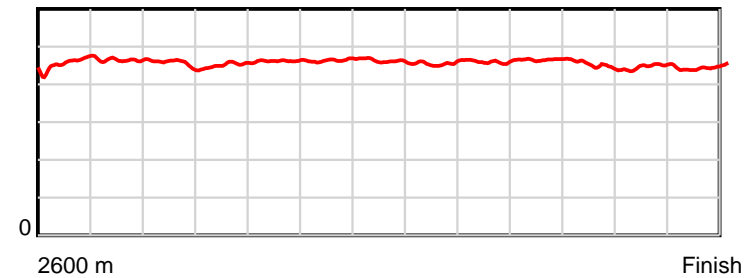
June 25, 2023, Race 3, TENNANT ENGINEERING MOBILE PACE, Distance 2600m, Addington - Survey 3200m

Result	TAB no.	Horse (Barrier)	2200m to	2000m to	1800m to	1600m to	1400m to	1200m to	1000m to	800m to	600m to	400m to	200m to	Total or	Margin
4th	6	Wriggles Rufus (6)	2000m	1800m	1600m	1400m	1200m	1000m	800m	600m	400m	200m	WP	Average	
		Position in running (margin)	8(13.4)	8(11.8)	7(11.1)	8(13.0)	8(10.4)	7(8.2)	7(7.3)	7(7.5)	7(7.5)	7(5.1)	4(3.7)		0.70
		Sectional time (s)	15.03	14.17	15.07	15.01	14.77	14.44	14.96	14.86	14.96	14.43	14.59		
		Cumulative time (s)	162.29	147.26	133.09	118.02	103.01	88.24	73.80	58.84	43.98	29.02	14.59	3:12.14	
		Speed (m/s)	13.31	14.11	13.27	13.32	13.54	13.85	13.37	13.46	13.37	13.86	13.71	13.53	
		Stride length (m)	6.07	6.37	6.14	6.18	6.26	6.31	6.15	6.27	6.02	6.20	6.10	6.18	
		Stride duration (s)	0.456	0.452	0.463	0.464	0.462	0.456	0.460	0.465	0.450	0.447	0.445	0.457	
		Stride efficiency (%)	57.51	63.47	58.90	59.59	61.16	62.31	59.16	61.36	56.56	59.99	58.09	59.71	
		Stride count	32.97	31.38	32.58	32.39	31.97	31.67	32.50	31.92	33.24	32.28	32.80	420.61	

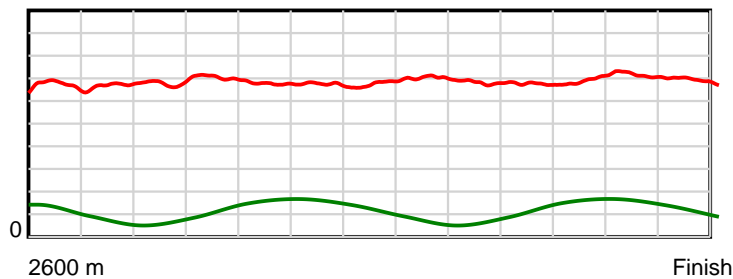
10 m Stride length



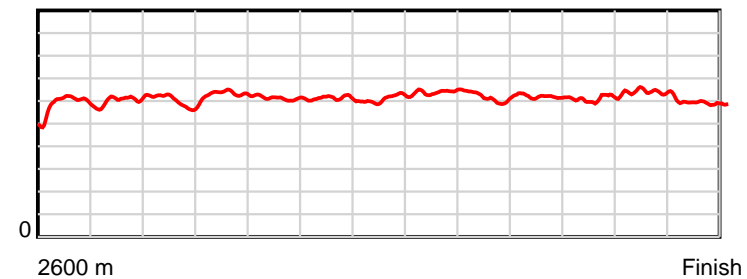
0.6 s Stride duration



20 m/sec Speed



100 % Stride efficiency



Note: Horizontal distance axis grid lines are 200m furlongs.

Disclaimer.

HRNZ and NZMTC and Thoroughbred Ratings Pty Ltd accepts no responsibility for the completeness or accuracy of any of the information contained herein, and makes no representations about its suitability for any particular purpose. Users should make their own judgements about those matters and/or seek independent advice. You assume all risks associated with use of the data provided on this page.



Race Results



June 25, 2023, Race 3, TENNANT ENGINEERING MOBILE PACE, Distance 2600m, Addington - Survey 3200m

Result	TAB no.	Horse (Barrier)	2600 to	2400m to
5th	8	Barnstormer (8)	2400m	2200m
		Position in running (margin)	-	9(10.0)
		Sectional time (s)	15.01	15.27
		Cumulative time (s)	192.72	177.71
		Speed (m/s)	13.32	13.10
		Stride length (m)	6.44	6.26
		Stride duration (s)	0.478	0.478
		Stride efficiency (%)	64.88	61.17
		Stride count	31.04	31.97

Disclaimer.

HRNZ and NZMTC and Thoroughbred Ratings Pty Ltd accepts no responsibility for the completeness or accuracy of any of the information contained herein, and makes no representations about its suitability for any particular purpose. Users should make their own judgements about those matters and/or seek independent advice. You assume all risks associated with use of the data provided on this page.



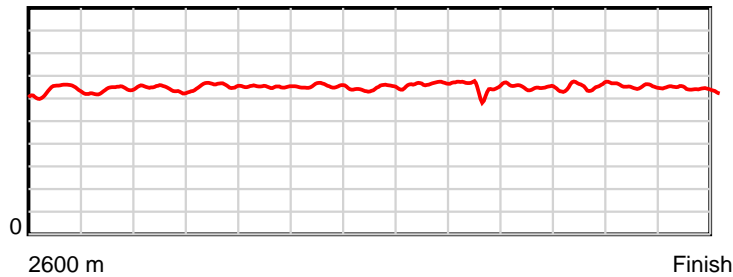
Race Results



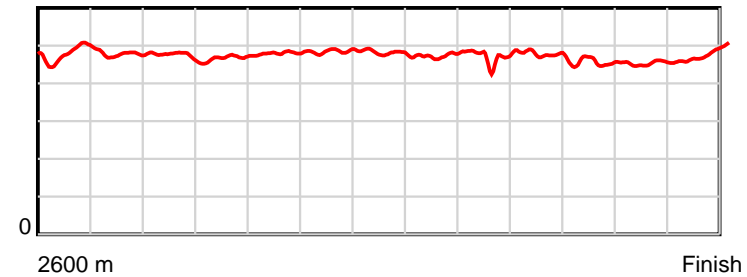
June 25, 2023, Race 3, TENNANT ENGINEERING MOBILE PACE, Distance 2600m, Addington - Survey 3200m

Result	TAB no.	Horse (Barrier)	2200m to	2000m to	1800m to	1600m to	1400m to	1200m to	1000m to	800m to	600m to	400m to	200m to	Total or	Margin
5th	8	Barnstormer (8)	2000m	1800m	1600m	1400m	1200m	1000m	800m	600m	400m	200m	WP	Average	
		Position in running (margin)	9(15.1)	9(13.7)	9(12.9)	9(14.9)	9(12.0)	9(10.5)	9(8.8)	9(9.2)	9(8.5)	6(4.1)	5(3.8)		3.90
		Sectional time (s)	15.06	14.15	15.09	14.96	14.89	14.30	15.00	14.75	14.63	14.61	15.00		
		Cumulative time (s)	162.44	147.38	133.23	118.14	103.18	88.29	73.99	58.99	44.24	29.61	15.00	3:12.72	
		Speed (m/s)	13.28	14.13	13.25	13.37	13.43	13.99	13.33	13.56	13.67	13.69	13.33	13.49	
		Stride length (m)	6.31	6.60	6.36	6.48	6.46	6.63	6.27	6.45	6.23	6.21	6.41	6.39	
		Stride duration (s)	0.475	0.467	0.480	0.484	0.481	0.474	0.470	0.475	0.456	0.454	0.481	0.474	
		Stride efficiency (%)	62.23	68.12	63.29	65.54	65.23	68.77	61.48	64.96	60.72	60.26	64.18	63.83	
		Stride count	31.69	30.29	31.43	30.88	30.96	30.15	31.88	31.02	32.08	32.21	31.21	406.81	

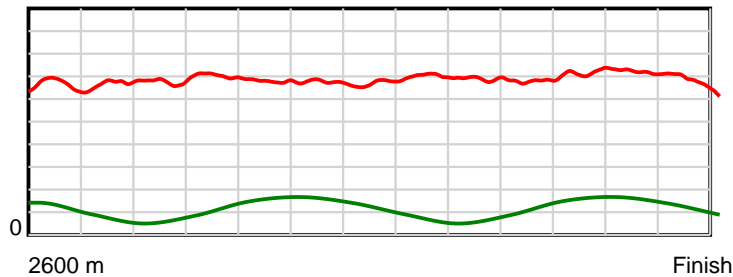
10 m Stride length



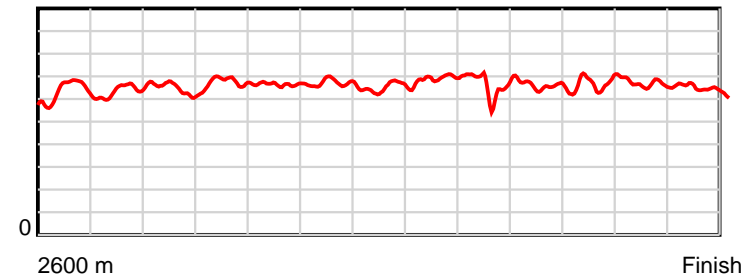
0.6 s Stride duration



20 m/sec Speed



100 % Stride efficiency



Note: Horizontal distance axis grid lines are 200m furlongs.

Disclaimer.

HRNZ and NZMTC and Thoroughbred Ratings Pty Ltd accepts no responsibility for the completeness or accuracy of any of the information contained herein, and makes no representations about its suitability for any particular purpose. Users should make their own judgements about those matters and/or seek independent advice. You assume all risks associated with use of the data provided on this page.



Race Results



June 25, 2023, Race 3, TENNANT ENGINEERING MOBILE PACE, Distance 2600m, Addington - Survey 3200m

Result	TAB no.	Horse (Barrier)	2600 to	2400m to
6th	7	King Arthur (7)	2400m	2200m
		Position in running (margin)	-	2(2.6)
		Sectional time (s)	13.68	13.98
		Cumulative time (s)	192.96	179.28
		Speed (m/s)	14.62	14.31
		Stride length (m)	6.99	7.14
		Stride duration (s)	0.476	0.499
		Stride efficiency (%)	76.32	79.58
		Stride count	28.62	28.03

Disclaimer.

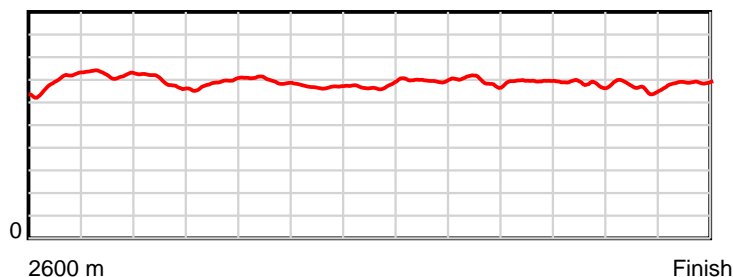
HRNZ and NZMTC and Thoroughbred Ratings Pty Ltd accepts no responsibility for the completeness or accuracy of any of the information contained herein, and makes no representations about its suitability for any particular purpose. Users should make their own judgements about those matters and/or seek independent advice. You assume all risks associated with use of the data provided on this page.

Race Results

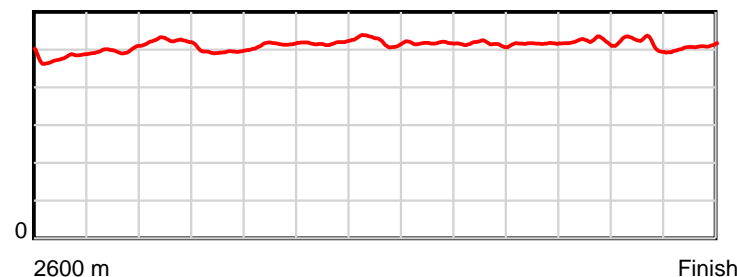
June 25, 2023, Race 3, TENNANT ENGINEERING MOBILE PACE, Distance 2600m, Addington - Survey 3200m

Result	TAB no.	Horse (Barrier)	2200m to	2000m to	1800m to	1600m to	1400m to	1200m to	1000m to	800m to	600m to	400m to	200m to	Total or	Margin
6th	7	King Arthur (7)	2000m	1800m	1600m	1400m	1200m	1000m	800m	600m	400m	200m	WP	Average	
		Position in running (margin)	1(0.0)	1(0.0)	1(0.0)	1(0.0)	1(0.0)	2(1.7)	3(2.5)	3(2.8)	3(2.4)	4(2.6)	7(7.7)		5.30
		Sectional time (s)	15.29	14.30	14.75	15.44	15.41	14.73	14.99	14.78	15.39	15.51	14.71		
		Cumulative time (s)	165.30	150.01	135.71	120.96	105.52	90.11	75.38	60.39	45.61	30.22	14.71	3:12.96	
		Speed (m/s)	13.08	13.99	13.56	12.95	12.98	13.58	13.34	13.53	13.00	12.89	13.60	13.47	
		Stride length (m)	6.85	6.91	6.97	6.71	6.79	7.02	6.87	6.98	6.78	6.67	6.91	6.89	
		Stride duration (s)	0.524	0.494	0.514	0.518	0.523	0.517	0.515	0.516	0.522	0.518	0.508	0.511	
		Stride efficiency (%)	73.32	74.61	75.88	70.30	71.96	77.02	73.79	76.19	71.75	69.58	74.66	74.15	
		Stride count	29.20	28.95	28.70	29.82	29.47	28.49	29.11	28.64	29.52	29.97	28.93	377.45	

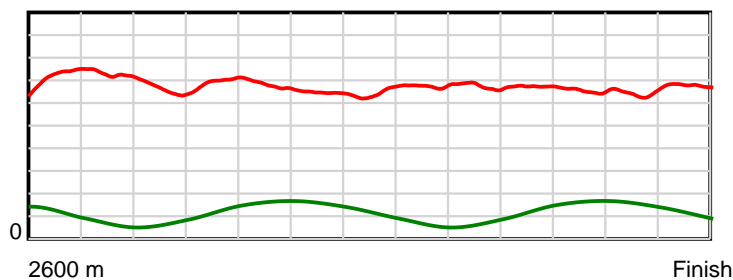
10 m Stride length



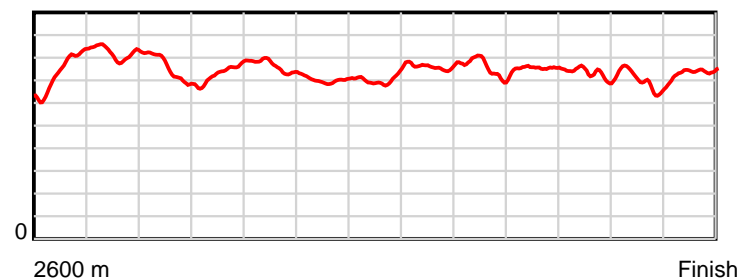
0.6 s Stride duration



20 m/sec Speed



100 % Stride efficiency



Note: Horizontal distance axis grid lines are 200m furlongs.

Disclaimer.

HRNZ and NZMTC and Thoroughbred Ratings Pty Ltd accepts no responsibility for the completeness or accuracy of any of the information contained herein, and makes no representations about its suitability for any particular purpose. Users should make their own judgements about those matters and/or seek independent advice. You assume all risks associated with use of the data provided on this page.



Race Results



June 25, 2023, Race 3, TENNANT ENGINEERING MOBILE PACE, Distance 2600m, Addington - Survey 3200m

Result	TAB no.	Horse (Barrier)	2600 to	2400m to
7th	9	Hes Santas Exc... (9)	2400m	2200m
		Position in running (margin)	-	10(11.3)
		Sectional time (s)	14.92	15.54
		Cumulative time (s)	193.09	178.17
		Speed (m/s)	13.41	12.87
		Stride length (m)	6.47	6.23
		Stride duration (s)	0.488	0.484
		Stride efficiency (%)	65.45	60.58
		Stride count	30.90	32.12

Disclaimer.

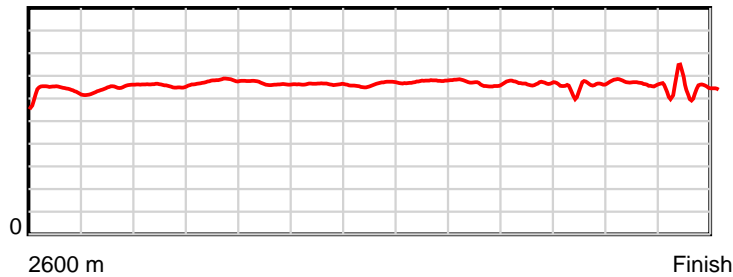
HRNZ and NZMTC and Thoroughbred Ratings Pty Ltd accepts no responsibility for the completeness or accuracy of any of the information contained herein, and makes no representations about its suitability for any particular purpose. Users should make their own judgements about those matters and/or seek independent advice. You assume all risks associated with use of the data provided on this page.

Race Results

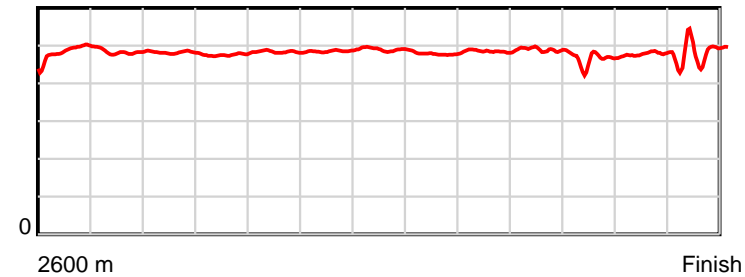
June 25, 2023, Race 3, TENNANT ENGINEERING MOBILE PACE, Distance 2600m, Addington - Survey 3200m

Result	TAB no.	Horse (Barrier)	2200m to	2000m to	1800m to	1600m to	1400m to	1200m to	1000m to	800m to	600m to	400m to	200m to	Total or	Margin
7th	9	Hes Santas Exc... (9)	2000m	1800m	1600m	1400m	1200m	1000m	800m	600m	400m	200m	WP	Average	
		Position in running (margin)	10(18.1)	10(16.4)	10(15.4)	10(16.9)	10(14.2)	10(12.4)	10(11.3)	10(11.2)	10(10.7)	8(5.7)	6(6.7)		6.00
		Sectional time (s)	14.99	14.15	15.00	14.99	14.83	14.42	14.91	14.77	14.52	14.83	15.22		
		Cumulative time (s)	162.63	147.64	133.49	118.49	103.50	88.67	74.25	59.34	44.57	30.05	15.22	3:13.09	
		Speed (m/s)	13.34	14.13	13.33	13.34	13.49	13.87	13.41	13.54	13.77	13.49	13.14	13.47	
		Stride length (m)	6.43	6.72	6.45	6.49	6.61	6.63	6.52	6.60	6.37	6.32	6.42	6.48	
		Stride duration (s)	0.482	0.476	0.484	0.486	0.490	0.478	0.486	0.488	0.462	0.469	0.488	0.481	
		Stride efficiency (%)	64.55	70.65	64.97	65.73	68.23	68.79	66.37	68.08	63.36	62.49	64.38	65.58	
		Stride count	31.12	29.74	31.02	30.84	30.27	30.14	30.69	30.30	31.41	31.63	31.16	401.34	

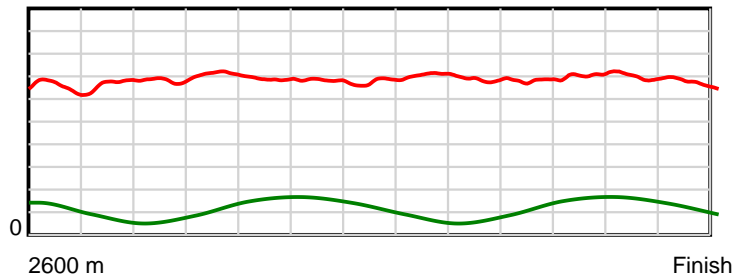
10 m Stride length



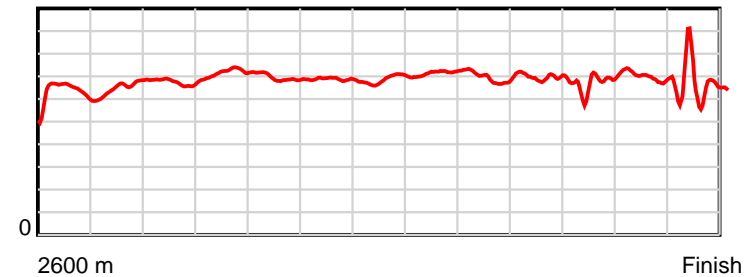
0.6 s Stride duration



20 m/sec Speed



100 % Stride efficiency



Note: Horizontal distance axis grid lines are 200m furlongs.

Disclaimer.

HRNZ and NZMTC and Thoroughbred Ratings Pty Ltd accepts no responsibility for the completeness or accuracy of any of the information contained herein, and makes no representations about its suitability for any particular purpose. Users should make their own judgements about those matters and/or seek independent advice. You assume all risks associated with use of the data provided on this page.



Race Results



June 25, 2023, Race 3, TENNANT ENGINEERING MOBILE PACE, Distance 2600m, Addington - Survey 3200m

Result	TAB no.	Horse (Barrier)	2600 to	2400m to
8th	3	Hilda Maud (3)		
		Position in running (margin)		
		Sectional time (s)		
		Cumulative time (s)		
		Speed (m/s)		
		Stride length (m)		
		Stride duration (s)		
		Stride efficiency (%)		
		Stride count		

Disclaimer.

HRNZ and NZMTC and Thoroughbred Ratings Pty Ltd accepts no responsibility for the completeness or accuracy of any of the information contained herein, and makes no representations about its suitability for any particular purpose. Users should make their own judgements about those matters and/or seek independent advice. You assume all risks associated with use of the data provided on this page.




Race Results



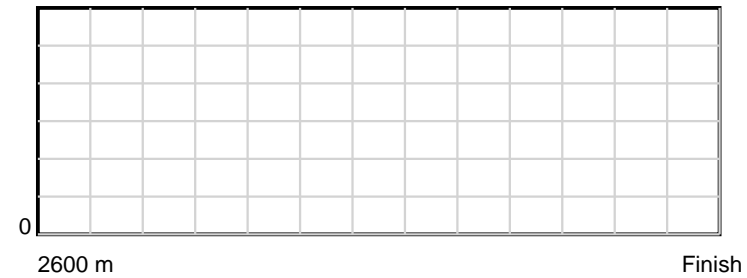
June 25, 2023, Race 3, TENNANT ENGINEERING MOBILE PACE, Distance 2600m, Addington - Survey 3200m

Result	TAB no.	Horse (Barrier)	2200m to	2000m to	1800m to	1600m to	1400m to	1200m to	1000m to	800m to	600m to	400m to	200m to	Total or	Margin
8th	3	Hilda Maud (3)													
		Position in running (margin)													
		Sectional time (s)													
		Cumulative time (s)													
		Speed (m/s)													
		Stride length (m)													
		Stride duration (s)													
		Stride efficiency (%)													
		Stride count													


10 m Stride length




0.6 s Stride duration



20 m/sec Speed



100 % Stride efficiency



Note: Horizontal distance axis grid lines are 200m furlongs.

Disclaimer.

HRNZ and NZMTC and Thoroughbred Ratings Pty Ltd accepts no responsibility for the completeness or accuracy of any of the information contained herein, and makes no representations about its suitability for any particular purpose. Users should make their own judgements about those matters and/or seek independent advice. You assume all risks associated with use of the data provided on this page.



Race Results



June 25, 2023, Race 3, TENNANT ENGINEERING MOBILE PACE, Distance 2600m, Addington - Survey 3200m

Result	TAB no.	Horse (Barrier)	2600 to	2400m to
9th	5	Mr Incredible (5)	2400m	2200m
		Position in running (margin)	-	1(0.0)
		Sectional time (s)	13.15	14.48
		Cumulative time (s)	195.00	181.85
		Speed (m/s)	15.21	13.81
		Stride length (m)	6.50	6.10
		Stride duration (s)	0.431	0.442
		Stride efficiency (%)	66.09	58.20
		Stride count	30.75	32.77

Disclaimer.

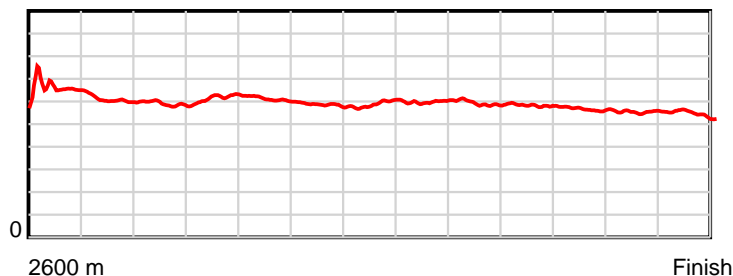
HRNZ and NZMTC and Thoroughbred Ratings Pty Ltd accepts no responsibility for the completeness or accuracy of any of the information contained herein, and makes no representations about its suitability for any particular purpose. Users should make their own judgements about those matters and/or seek independent advice. You assume all risks associated with use of the data provided on this page.

Race Results

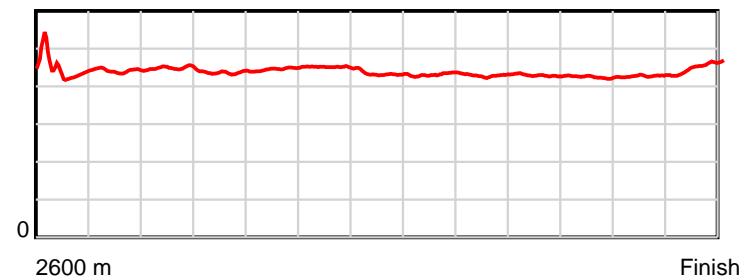
June 25, 2023, Race 3, TENNANT ENGINEERING MOBILE PACE, Distance 2600m, Addington - Survey 3200m

Result	TAB no.	Horse (Barrier)	2200m to	2000m to	1800m to	1600m to	1400m to	1200m to	1000m to	800m to	600m to	400m to	200m to	Total or	Margin
9th	5	Mr Incredible (5)	2000m	1800m	1600m	1400m	1200m	1000m	800m	600m	400m	200m	WP	Average	
		Position in running (margin)	2(0.4)	2(2.2)	2(1.4)	2(2.0)	2(2.5)	1(0.0)	1(0.0)	1(0.0)	1(0.0)	2(0.3)	8(7.9)		16.60
		Sectional time (s)	15.58	14.18	14.85	15.52	14.72	14.59	14.94	14.86	15.40	15.94	16.79		
		Cumulative time (s)	167.37	151.79	137.61	122.76	107.24	92.52	77.93	62.99	48.13	32.73	16.79	3:15.00	
		Speed (m/s)	12.84	14.10	13.47	12.89	13.59	13.71	13.39	13.46	12.99	12.55	11.91	13.33	
		Stride length (m)	5.76	6.16	6.00	5.81	5.89	5.91	5.74	5.77	5.51	5.36	5.41	5.83	
		Stride duration (s)	0.448	0.437	0.446	0.451	0.433	0.431	0.429	0.429	0.425	0.428	0.454	0.437	
		Stride efficiency (%)	51.76	59.24	56.32	52.79	54.19	54.60	51.52	52.09	47.48	44.96	45.67	53.03	
		Stride count	34.75	32.48	33.31	34.41	33.96	33.84	34.83	34.64	36.28	37.29	36.99	446.30	

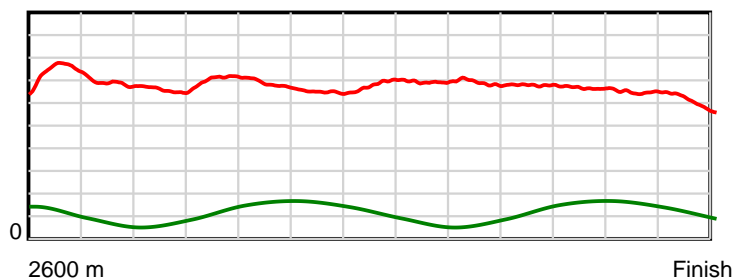
10 m Stride length



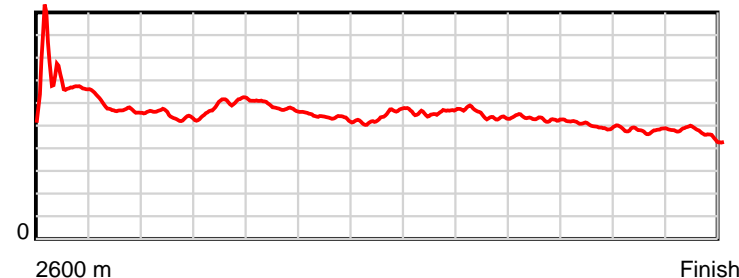
0.6 s Stride duration



20 m/sec Speed



100 % Stride efficiency



Note: Horizontal distance axis grid lines are 200m furlongs.

Disclaimer.

HRNZ and NZMTC and Thoroughbred Ratings Pty Ltd accepts no responsibility for the completeness or accuracy of any of the information contained herein, and makes no representations about its suitability for any particular purpose. Users should make their own judgements about those matters and/or seek independent advice. You assume all risks associated with use of the data provided on this page.



Race Results



June 25, 2023, Race 3, TENNANT ENGINEERING MOBILE PACE, Distance 2600m, Addington - Survey 3200m

Result	TAB no.	Horse (Barrier)	2600 to	2400m to
10th	10	Fitzthebill (10)	2400m	2200m
		Position in running (margin)	-	8(9.1)
		Sectional time (s)	14.82	14.84
		Cumulative time (s)	195.82	181.00
		Speed (m/s)	13.50	13.48
		Stride length (m)	6.17	6.16
		Stride duration (s)	0.440	0.457
		Stride efficiency (%)	59.40	59.24
		Stride count	32.44	32.48

Disclaimer.

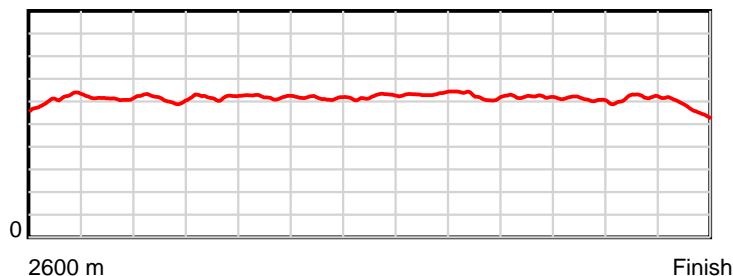
HRNZ and NZMTC and Thoroughbred Ratings Pty Ltd accepts no responsibility for the completeness or accuracy of any of the information contained herein, and makes no representations about its suitability for any particular purpose. Users should make their own judgements about those matters and/or seek independent advice. You assume all risks associated with use of the data provided on this page.

Race Results

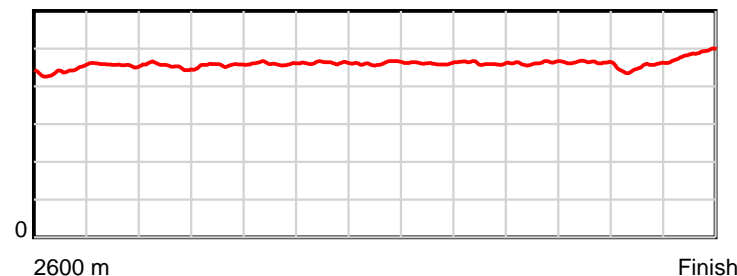
June 25, 2023, Race 3, TENNANT ENGINEERING MOBILE PACE, Distance 2600m, Addington - Survey 3200m

Result	TAB no.	Horse (Barrier)	2200m to	2000m to	1800m to	1600m to	1400m to	1200m to	1000m to	800m to	600m to	400m to	200m to	Total or	Margin
10th	10	Fitzthebill (10)	2000m	1800m	1600m	1400m	1200m	1000m	800m	600m	400m	200m	WP	Average	
		Position in running (margin)	7(11.8)	7(9.3)	8(11.1)	7(12.9)	7(10.2)	8(8.5)	8(8.0)	8(7.7)	8(7.8)	10(8.1)	9(10.0)		21.20
		Sectional time (s)	14.88	14.61	15.04	15.01	14.84	14.51	14.89	14.88	15.40	14.98	17.12		
		Cumulative time (s)	166.16	151.28	136.67	121.63	106.62	91.78	77.27	62.38	47.50	32.10	17.12	3:15.82	
		Speed (m/s)	13.44	13.69	13.30	13.32	13.48	13.78	13.43	13.44	12.99	13.35	11.68	13.28	
		Stride length (m)	6.09	6.25	6.12	6.16	6.22	6.35	6.19	6.21	6.02	6.02	5.69	6.12	
		Stride duration (s)	0.453	0.456	0.460	0.462	0.461	0.461	0.461	0.462	0.464	0.451	0.487	0.461	
		Stride efficiency (%)	58.05	60.95	58.49	59.30	60.42	63.03	59.97	60.27	56.62	56.66	50.57	58.58	
		Stride count	32.82	32.02	32.69	32.47	32.16	31.49	32.28	32.20	33.23	33.21	35.16	424.65	

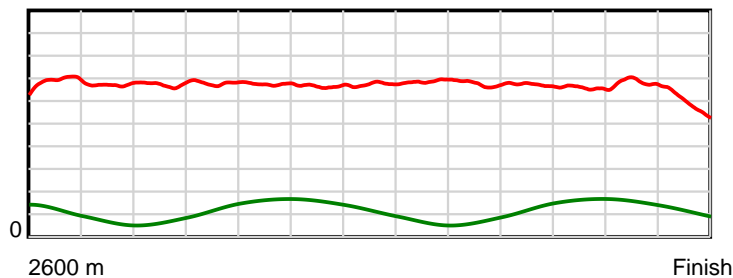
10 m Stride length



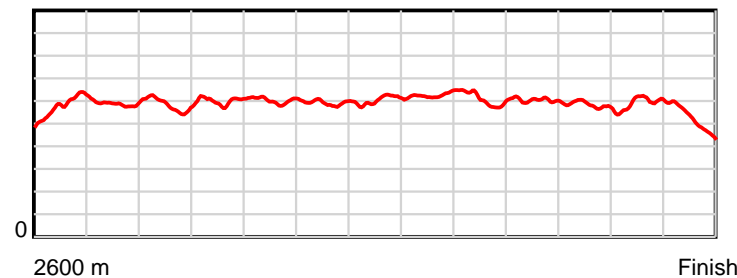
0.6 s Stride duration



20 m/sec Speed



100 % Stride efficiency



Note: Horizontal distance axis grid lines are 200m furlongs.

Disclaimer.

HRNZ and NZMTC and Thoroughbred Ratings Pty Ltd accepts no responsibility for the completeness or accuracy of any of the information contained herein, and makes no representations about its suitability for any particular purpose. Users should make their own judgements about those matters and/or seek independent advice. You assume all risks associated with use of the data provided on this page.



Race Results



June 25, 2023, Race 3, TENNANT ENGINEERING MOBILE PACE, Distance 2600m, Addington - Survey 3200m

Result	TAB no.	Horse (Barrier)	2600 to	2400m to
11th	1	Edge Sheeran (1)	2400m	2200m
		Position in running (margin)	-	5(6.7)
		Sectional time (s)	14.30	14.82
		Cumulative time (s)	196.30	182.00
		Speed (m/s)	13.99	13.50
		Stride length (m)	6.19	6.11
		Stride duration (s)	0.441	0.453
		Stride efficiency (%)	59.96	58.29
		Stride count	32.29	32.75

Disclaimer.

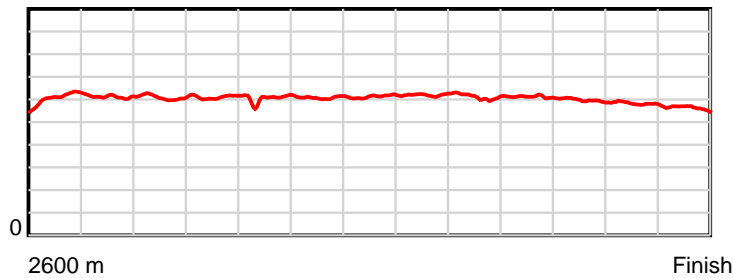
HRNZ and NZMTC and Thoroughbred Ratings Pty Ltd accepts no responsibility for the completeness or accuracy of any of the information contained herein, and makes no representations about its suitability for any particular purpose. Users should make their own judgements about those matters and/or seek independent advice. You assume all risks associated with use of the data provided on this page.

Race Results

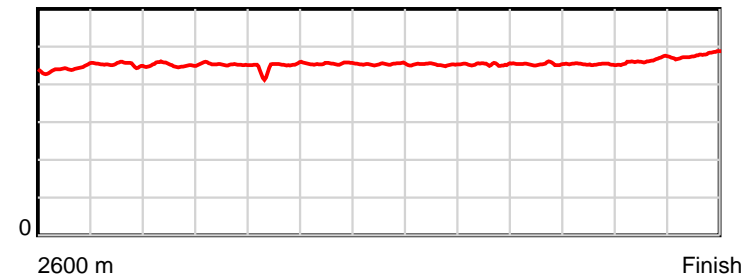
June 25, 2023, Race 3, TENNANT ENGINEERING MOBILE PACE, Distance 2600m, Addington - Survey 3200m

Result	TAB no.	Horse (Barrier)	2200m to	2000m to	1800m to	1600m to	1400m to	1200m to	1000m to	800m to	600m to	400m to	200m to	Total or	Margin
11th	1	Edge Sheeran (1)	2000m	1800m	1600m	1400m	1200m	1000m	800m	600m	400m	200m	WP	Average	
		Position in running (margin)	4(9.2)	5(6.3)	5(8.8)	5(10.5)	5(7.9)	5(6.1)	6(6.3)	6(5.9)	6(5.9)	9(5.9)	10(13.8)		23.80
		Sectional time (s)	14.80	14.73	15.02	15.01	14.85	14.63	14.86	14.85	15.36	15.99	17.08		
		Cumulative time (s)	167.18	152.38	137.65	122.63	107.62	92.77	78.14	63.28	48.43	33.07	17.08	3:16.30	
		Speed (m/s)	13.51	13.58	13.32	13.32	13.47	13.67	13.46	13.47	13.02	12.51	11.71	13.25	
		Stride length (m)	6.10	6.15	5.95	6.06	6.11	6.18	6.09	6.10	5.90	5.79	5.59	6.02	
		Stride duration (s)	0.451	0.453	0.447	0.455	0.453	0.452	0.453	0.453	0.453	0.463	0.478	0.455	
		Stride efficiency (%)	58.09	59.13	55.30	57.40	58.30	59.71	57.95	58.19	54.33	52.46	48.89	56.64	
		Stride count	32.80	32.51	33.62	33.00	32.74	32.35	32.84	32.77	33.92	34.52	35.76	431.87	

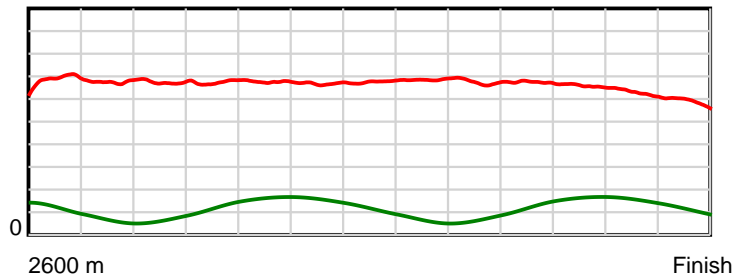
10 m Stride length



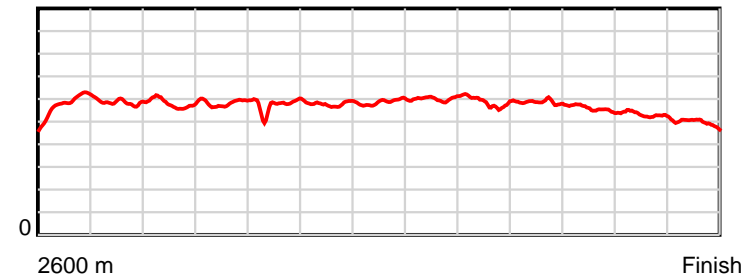
0.6 s Stride duration



20 m/sec Speed



100 % Stride efficiency



Note: Horizontal distance axis grid lines are 200m furlongs.

Disclaimer.

HRNZ and NZMTC and Thoroughbred Ratings Pty Ltd accepts no responsibility for the completeness or accuracy of any of the information contained herein, and makes no representations about its suitability for any particular purpose. Users should make their own judgements about those matters and/or seek independent advice. You assume all risks associated with use of the data provided on this page.