



Race Results

NZ Metropolitan Trotting Club Inc, HRNZ, June 25, 2023

Compilation date: June 25, 2023, 3:46:58 PM (NZST)

Copyright © 2023 HRNZ and NZMTC. All rights reserved.

Trademarks.

StrideMASTER is a registered trademark of Thoroughbred Ratings Pty Ltd.

Disclaimer.

HRNZ and NZMTC and Thoroughbred Ratings Pty Ltd accepts no responsibility for the completeness or accuracy of any of the information contained herein, and makes no representations about its suitability for any particular purpose. Users should make their own judgements about those matters and/or seek independent advice. You assume all risks associated with use of the data provided on this page.



Race Results



June 25, 2023, Race 7, , Distance 2600m, Addington - Survey 3200m

Result	TAB no.	Horse (Barrier)	2600 to	2400m to
1st	12	Arizonawildcat (2)	2400m	2200m
		Position in running (margin)	-	11(19.1)
		Sectional time (s)	19.27	15.64
		Cumulative time (s)	199.12	179.85
		Speed (m/s)	10.38	12.79
		Stride length (m)	5.75	6.01
		Stride duration (s)	0.468	0.470
		Stride efficiency (%)	51.70	56.49
		Stride count	34.77	33.26

Disclaimer.

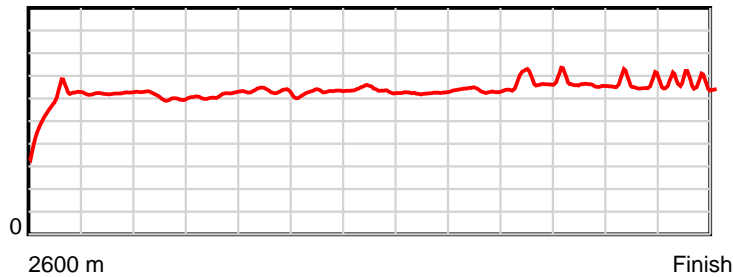
HRNZ and NZMTC and Thoroughbred Ratings Pty Ltd accepts no responsibility for the completeness or accuracy of any of the information contained herein, and makes no representations about its suitability for any particular purpose. Users should make their own judgements about those matters and/or seek independent advice. You assume all risks associated with use of the data provided on this page.

Race Results

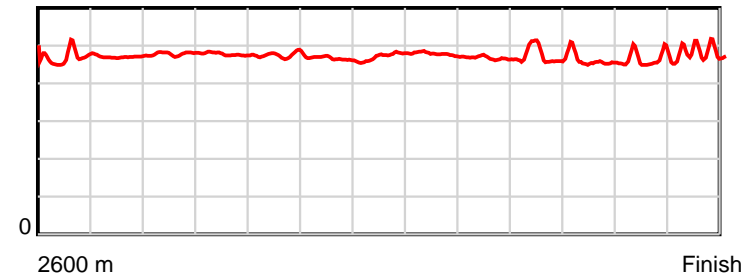
June 25, 2023, Race 7, , Distance 2600m, Addington - Survey 3200m

Result	TAB no.	Horse (Barrier)	2200m to	2000m to	1800m to	1600m to	1400m to	1200m to	1000m to	800m to	600m to	400m to	200m to	Total or	Margin
1st	12	Arizonawildcat (2)	2000m	1800m	1600m	1400m	1200m	1000m	800m	600m	400m	200m	WP	Average	
		Position in running (margin)	11(23.2)	11(24.0)	11(23.4)	11(18.0)	6(8.5)	2(1.9)	2(1.0)	2(1.2)	2(1.1)	2(1.6)	2(0.4)		0.00
		Sectional time (s)	16.25	15.54	15.30	14.91	14.88	15.65	15.25	13.99	14.08	13.92	14.44		
		Cumulative time (s)	164.21	147.96	132.42	117.12	102.21	87.33	71.68	56.43	42.44	28.36	14.44	3:19.12	
		Speed (m/s)	12.31	12.87	13.07	13.41	13.44	12.78	13.11	14.30	14.20	14.37	13.85	13.06	
		Stride length (m)	5.89	6.14	6.21	6.24	6.36	6.09	6.11	6.73	6.44	6.62	6.64	6.24	
		Stride duration (s)	0.478	0.477	0.475	0.465	0.473	0.477	0.466	0.471	0.453	0.461	0.479	0.478	
		Stride efficiency (%)	54.22	58.99	60.17	60.88	63.20	57.95	58.42	70.74	64.79	68.52	68.89	60.78	
		Stride count	33.95	32.55	32.23	32.04	31.45	32.84	32.71	29.73	31.06	30.20	30.12	416.91	

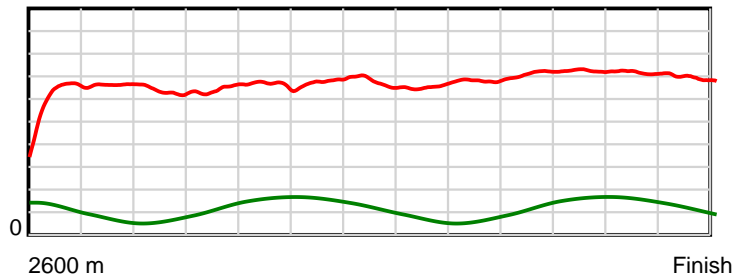
10 m Stride length



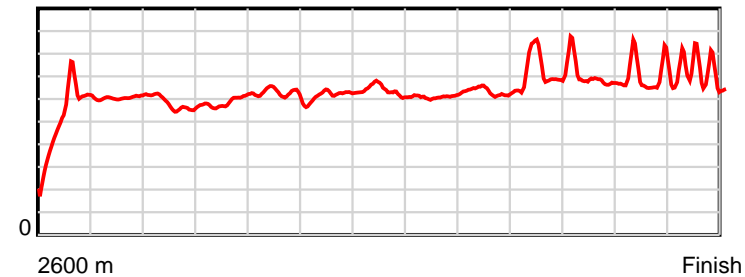
0.6 s Stride duration



20 m/sec Speed



100 % Stride efficiency



Note: Horizontal distance axis grid lines are 200m furlongs.

Disclaimer.

HRNZ and NZMTC and Thoroughbred Ratings Pty Ltd accepts no responsibility for the completeness or accuracy of any of the information contained herein, and makes no representations about its suitability for any particular purpose. Users should make their own judgements about those matters and/or seek independent advice. You assume all risks associated with use of the data provided on this page.



Race Results



June 25, 2023, Race 7, , Distance 2600m, Addington - Survey 3200m

Result	TAB no.	Horse (Barrier)	2600 to	2400m to
2nd	5	Style Council (1)	2400m	2200m
		Position in running (margin)	-	8(13.0)
		Sectional time (s)	18.33	15.36
		Cumulative time (s)	199.23	180.90
		Speed (m/s)	10.91	13.02
		Stride length (m)	5.26	5.78
		Stride duration (s)	0.439	0.444
		Stride efficiency (%)	43.19	52.18
		Stride count	38.04	34.61

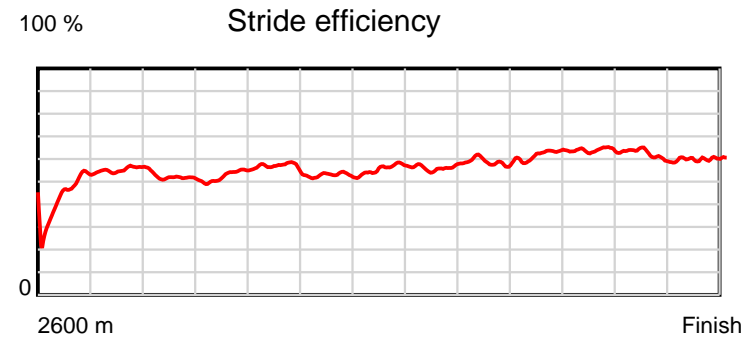
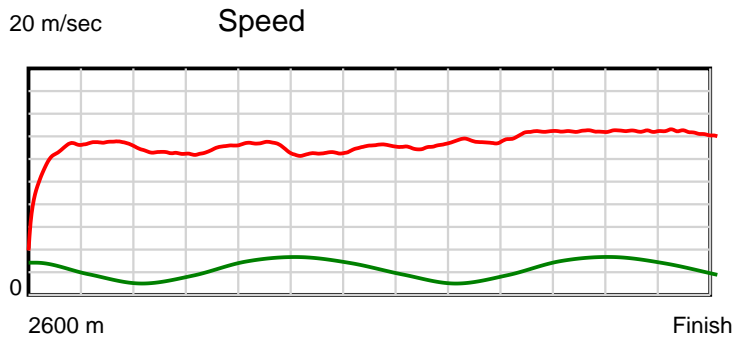
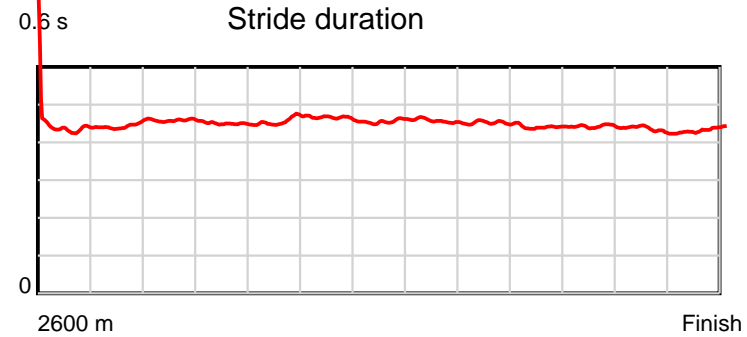
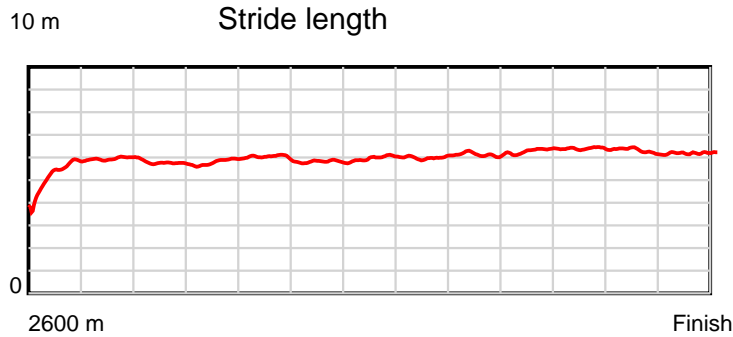
Disclaimer.

HRNZ and NZMTC and Thoroughbred Ratings Pty Ltd accepts no responsibility for the completeness or accuracy of any of the information contained herein, and makes no representations about its suitability for any particular purpose. Users should make their own judgements about those matters and/or seek independent advice. You assume all risks associated with use of the data provided on this page.

Race Results

June 25, 2023, Race 7, , Distance 2600m, Addington - Survey 3200m

Result	TAB no.	Horse (Barrier)	2200m to	2000m to	1800m to	1600m to	1400m to	1200m to	1000m to	800m to	600m to	400m to	200m to	Total or	Margin
2nd	5	Style Council (1)	2000m	1800m	1600m	1400m	1200m	1000m	800m	600m	400m	200m	WP	Average	
		Position in running (margin)	8(15.5)	8(17.3)	8(16.7)	8(12.2)	8(9.6)	6(5.8)	6(5.0)	6(5.1)	6(4.7)	6(4.6)	6(3.5)		0.60
		Sectional time (s)	16.42	15.55	15.43	16.07	15.34	15.67	15.22	13.94	13.99	13.94	13.97		
		Cumulative time (s)	165.54	149.12	133.57	118.14	102.07	86.73	71.06	55.84	41.90	27.91	13.97	3:19.23	
		Speed (m/s)	12.18	12.86	12.96	12.45	13.04	12.76	13.14	14.35	14.30	14.35	14.32	13.05	
		Stride length (m)	5.58	5.78	5.93	5.78	5.94	5.83	5.94	6.30	6.31	6.22	6.21	5.90	
		Stride duration (s)	0.458	0.450	0.458	0.465	0.456	0.457	0.452	0.439	0.442	0.434	0.434	0.452	
		Stride efficiency (%)	48.72	52.28	54.97	52.27	55.21	53.10	55.22	62.08	62.23	60.48	60.35	54.39	
		Stride count	35.82	34.58	33.72	34.58	33.65	34.31	33.65	31.73	31.69	32.15	32.18	440.71	



Note: Horizontal distance axis grid lines are 200m furlongs.

Disclaimer.

HRNZ and NZMTC and Thoroughbred Ratings Pty Ltd accepts no responsibility for the completeness or accuracy of any of the information contained herein, and makes no representations about its suitability for any particular purpose. Users should make their own judgements about those matters and/or seek independent advice. You assume all risks associated with use of the data provided on this page.



Race Results



June 25, 2023, Race 7, , Distance 2600m, Addington - Survey 3200m

Result	TAB no.	Horse (Barrier)	2600 to	2400m to
3rd	3	He's A Jackala... (6)	2400m	2200m
		Position in running (margin)	-	1(0.0)
		Sectional time (s)	16.30	14.95
		Cumulative time (s)	199.23	182.93
		Speed (m/s)	12.27	13.38
		Stride length (m)	5.74	6.15
		Stride duration (s)	0.464	0.460
		Stride efficiency (%)	51.42	59.16
		Stride count	34.86	32.50

Disclaimer.

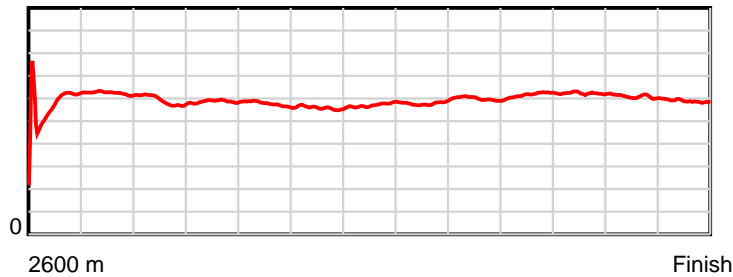
HRNZ and NZMTC and Thoroughbred Ratings Pty Ltd accepts no responsibility for the completeness or accuracy of any of the information contained herein, and makes no representations about its suitability for any particular purpose. Users should make their own judgements about those matters and/or seek independent advice. You assume all risks associated with use of the data provided on this page.

Race Results

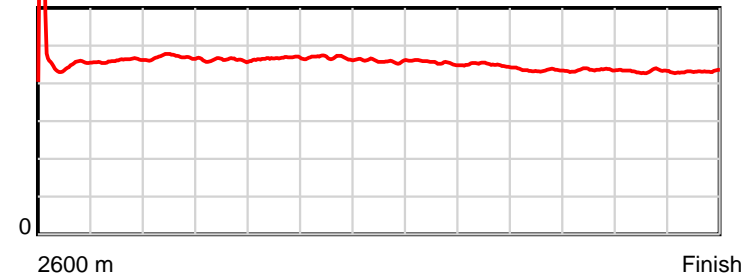
June 25, 2023, Race 7, , Distance 2600m, Addington - Survey 3200m

Result	TAB no.	Horse (Barrier)	2200m to	2000m to	1800m to	1600m to	1400m to	1200m to	1000m to	800m to	600m to	400m to	200m to	Total or	Margin
3rd	3	He's A Jackala... (6)	2000m	1800m	1600m	1400m	1200m	1000m	800m	600m	400m	200m	WP	Average	
		Position in running (margin)	1(0.0)	1(0.0)	1(0.0)	1(0.0)	1(0.0)	1(0.0)	1(0.0)	1(0.0)	1(0.0)	1(0.0)	1(0.0)		0.60
		Sectional time (s)	16.11	15.66	16.19	16.50	15.97	15.81	15.20	14.01	14.00	14.12	14.41		
		Cumulative time (s)	167.98	151.87	136.21	120.02	103.52	87.55	71.74	56.54	42.53	28.53	14.41	3:19.23	
		Speed (m/s)	12.41	12.77	12.35	12.12	12.52	12.65	13.16	14.28	14.29	14.16	13.88	13.05	
		Stride length (m)	5.84	5.89	5.76	5.67	5.75	5.76	5.91	6.20	6.22	6.12	5.99	5.92	
		Stride duration (s)	0.470	0.461	0.466	0.468	0.459	0.455	0.449	0.434	0.435	0.432	0.431	0.453	
		Stride efficiency (%)	53.22	54.27	51.88	50.32	51.74	51.79	54.51	60.07	60.44	58.44	55.99	54.71	
		Stride count	34.27	33.94	34.71	35.24	34.76	34.74	33.86	32.26	32.16	32.71	33.41	439.42	

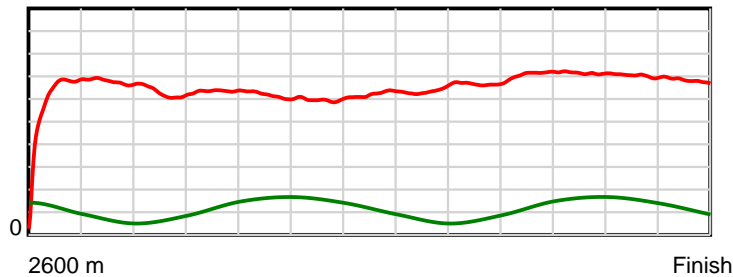
10 m Stride length



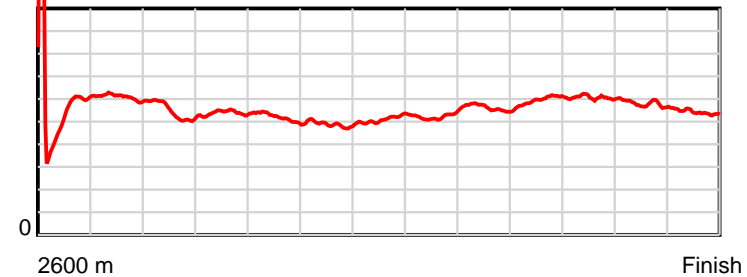
0.5 s Stride duration



20 m/sec Speed



100 % Stride efficiency



Note: Horizontal distance axis grid lines are 200m furlongs.

Disclaimer.

HRNZ and NZMTC and Thoroughbred Ratings Pty Ltd accepts no responsibility for the completeness or accuracy of any of the information contained herein, and makes no representations about its suitability for any particular purpose. Users should make their own judgements about those matters and/or seek independent advice. You assume all risks associated with use of the data provided on this page.



Race Results



June 25, 2023, Race 7, , Distance 2600m, Addington - Survey 3200m

Result	TAB no.	Horse (Barrier)	2600 to	2400m to
4th	8	Itsamoneymaker (8)	2400m	2200m
		Position in running (margin)	-	7(10.8)
		Sectional time (s)	17.90	15.40
		Cumulative time (s)	199.23	181.33
		Speed (m/s)	11.17	12.99
		Stride length (m)	5.66	6.09
		Stride duration (s)	0.453	0.469
		Stride efficiency (%)	50.02	57.94
		Stride count	35.35	32.84

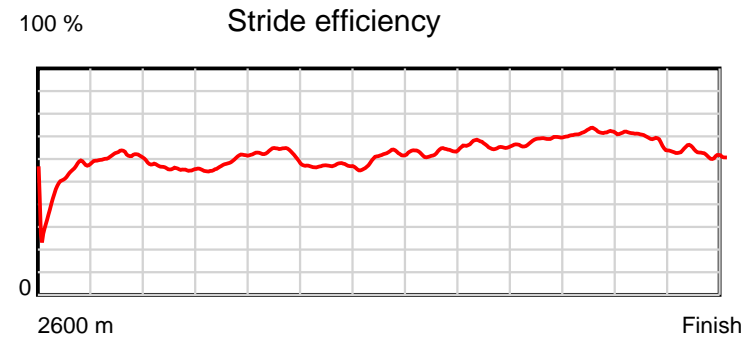
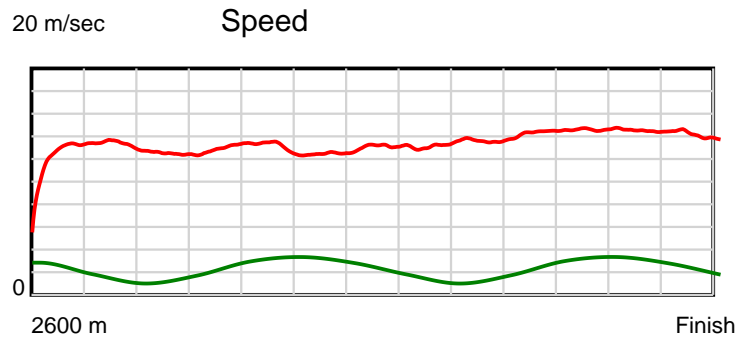
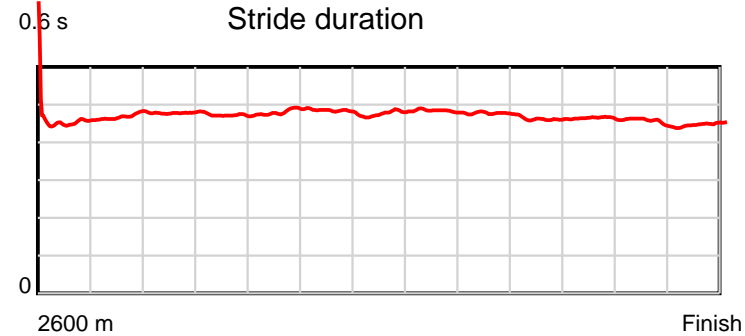
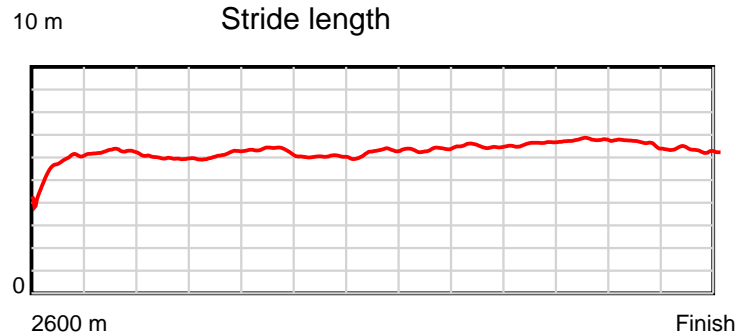
Disclaimer.

HRNZ and NZMTC and Thoroughbred Ratings Pty Ltd accepts no responsibility for the completeness or accuracy of any of the information contained herein, and makes no representations about its suitability for any particular purpose. Users should make their own judgements about those matters and/or seek independent advice. You assume all risks associated with use of the data provided on this page.

Race Results

June 25, 2023, Race 7, , Distance 2600m, Addington - Survey 3200m

Result	TAB no.	Horse (Barrier)	2200m to	2000m to	1800m to	1600m to	1400m to	1200m to	1000m to	800m to	600m to	400m to	200m to	Total or	Margin
4th	8	Itsamoneymaker (8)	2000m	1800m	1600m	1400m	1200m	1000m	800m	600m	400m	200m	WP	Average	
		Position in running (margin)	7(13.5)	7(15.3)	7(14.3)	6(10.4)	5(7.9)	4(3.6)	4(3.4)	4(2.9)	4(2.6)	4(2.9)	4(2.1)		0.60
		Sectional time (s)	16.41	15.49	15.54	16.07	15.25	15.77	15.14	13.95	14.05	13.99	14.27		
		Cumulative time (s)	165.93	149.52	134.03	118.49	102.42	87.17	71.40	56.26	42.31	28.26	14.27	3:19.23	
		Speed (m/s)	12.19	12.91	12.87	12.45	13.11	12.68	13.21	14.34	14.23	14.30	14.02	13.05	
		Stride length (m)	5.82	6.10	6.19	6.02	6.25	6.13	6.30	6.60	6.61	6.49	6.29	6.18	
		Stride duration (s)	0.478	0.472	0.481	0.484	0.477	0.483	0.477	0.461	0.464	0.454	0.449	0.474	
		Stride efficiency (%)	52.97	58.12	59.93	56.60	61.01	58.76	62.02	68.15	68.26	65.76	61.85	59.77	
		Stride count	34.35	32.79	32.29	33.23	32.01	32.62	31.75	30.28	30.26	30.83	31.79	420.39	



Note: Horizontal distance axis grid lines are 200m furlongs.

Disclaimer.

HRNZ and NZMTC and Thoroughbred Ratings Pty Ltd accepts no responsibility for the completeness or accuracy of any of the information contained herein, and makes no representations about its suitability for any particular purpose. Users should make their own judgements about those matters and/or seek independent advice. You assume all risks associated with use of the data provided on this page.



Race Results



June 25, 2023, Race 7, , Distance 2600m, Addington - Survey 3200m

Result	TAB no.	Horse (Barrier)	2600 to 2400m	2400m to 2200m
5th	9	Claus (10)		
		Position in running (margin)	-	9(14.6)
		Sectional time (s)	18.51	15.27
		Cumulative time (s)	199.28	180.77
		Speed (m/s)	10.80	13.10
		Stride length (m)	5.50	5.93
		Stride duration (s)	0.457	0.452
		Stride efficiency (%)	47.32	54.92
		Stride count	36.34	33.74

Disclaimer.

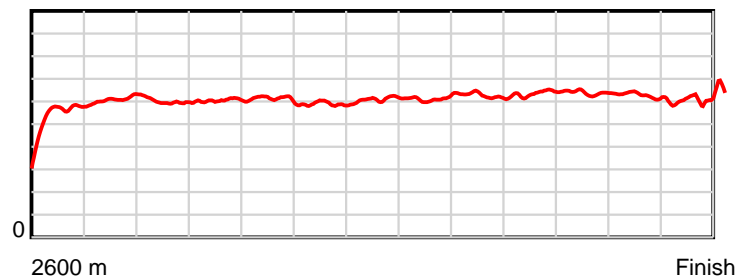
HRNZ and NZMTC and Thoroughbred Ratings Pty Ltd accepts no responsibility for the completeness or accuracy of any of the information contained herein, and makes no representations about its suitability for any particular purpose. Users should make their own judgements about those matters and/or seek independent advice. You assume all risks associated with use of the data provided on this page.

Race Results

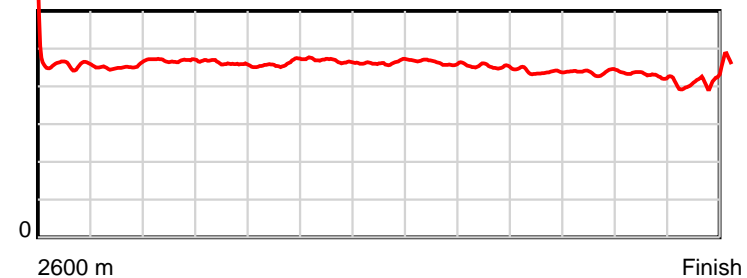
June 25, 2023, Race 7, , Distance 2600m, Addington - Survey 3200m

Result	TAB no.	Horse (Barrier)	2200m to	2000m to	1800m to	1600m to	1400m to	1200m to	1000m to	800m to	600m to	400m to	200m to	Total or	Margin
5th	9	Claus (10)	2000m	1800m	1600m	1400m	1200m	1000m	800m	600m	400m	200m	WP	Average	
		Position in running (margin)	9(16.5)	9(18.7)	9(17.5)	9(13.7)	10(11.6)	8(7.1)	8(6.3)	8(6.5)	7(5.7)	8(6.7)	8(5.3)		0.90
		Sectional time (s)	16.47	15.46	15.56	16.14	15.22	15.68	15.23	13.89	14.17	13.89	13.79		
		Cumulative time (s)	165.50	149.03	133.57	118.01	101.87	86.65	70.97	55.74	41.85	27.68	13.79	3:19.28	
		Speed (m/s)	12.14	12.94	12.85	12.39	13.14	12.76	13.13	14.40	14.11	14.40	14.50	13.05	
		Stride length (m)	5.68	5.97	5.94	5.78	6.09	5.90	5.93	6.31	6.16	6.09	6.14	5.95	
		Stride duration (s)	0.468	0.461	0.462	0.467	0.464	0.462	0.451	0.438	0.437	0.423	0.424	0.456	
		Stride efficiency (%)	50.48	55.61	55.07	52.24	58.02	54.35	54.90	62.12	59.35	58.00	58.99	55.29	
		Stride count	35.19	33.53	33.69	34.59	32.82	33.91	33.74	31.72	32.45	32.83	32.55	437.10	

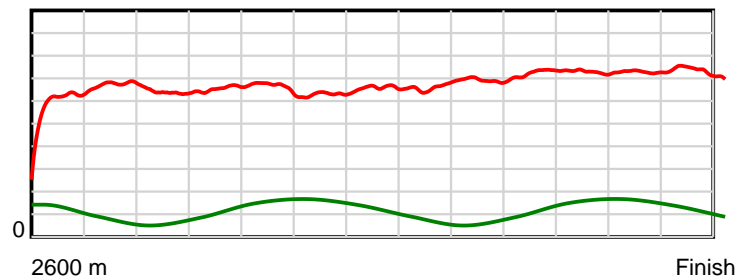
10 m Stride length



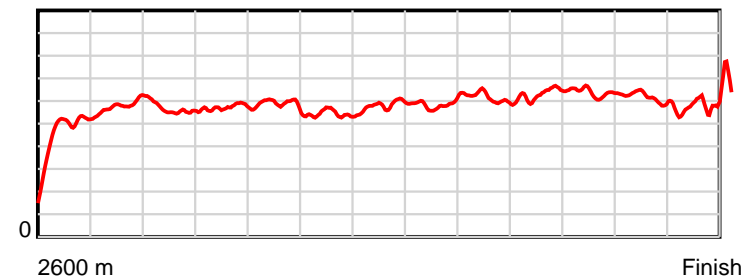
0.6 s Stride duration



20 m/sec Speed



100 % Stride efficiency



Note: Horizontal distance axis grid lines are 200m furlongs.

Disclaimer.

HRNZ and NZMTC and Thoroughbred Ratings Pty Ltd accepts no responsibility for the completeness or accuracy of any of the information contained herein, and makes no representations about its suitability for any particular purpose. Users should make their own judgements about those matters and/or seek independent advice. You assume all risks associated with use of the data provided on this page.



Race Results



June 25, 2023, Race 7, , Distance 2600m, Addington - Survey 3200m

Result	TAB no.	Horse (Barrier)	2600 to	2400m to
6th	10	Takemybreathaw... (11)	2400m	2200m
		Position in running (margin)	-	3(3.7)
		Sectional time (s)	16.61	15.01
		Cumulative time (s)	199.42	182.81
		Speed (m/s)	12.04	13.32
		Stride length (m)	5.16	5.57
		Stride duration (s)	0.394	0.418
		Stride efficiency (%)	41.68	48.51
		Stride count	38.72	35.90

Disclaimer.

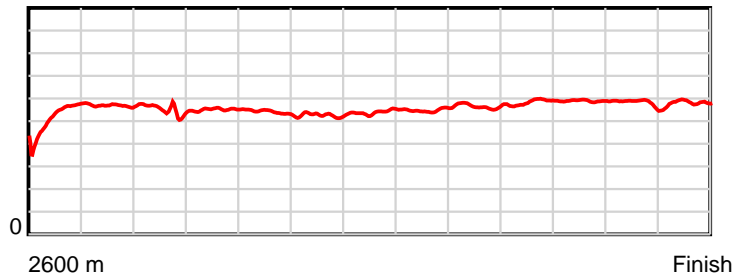
HRNZ and NZMTC and Thoroughbred Ratings Pty Ltd accepts no responsibility for the completeness or accuracy of any of the information contained herein, and makes no representations about its suitability for any particular purpose. Users should make their own judgements about those matters and/or seek independent advice. You assume all risks associated with use of the data provided on this page.

Race Results

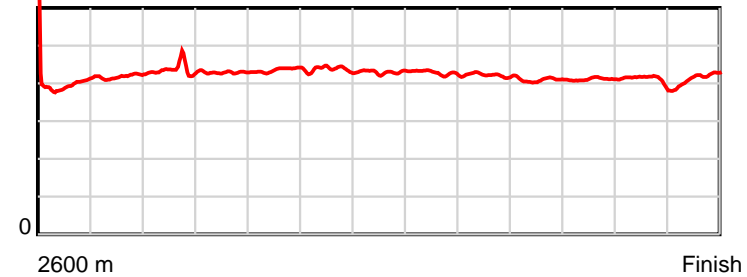
June 25, 2023, Race 7, , Distance 2600m, Addington - Survey 3200m

Result	TAB no.	Horse (Barrier)	2200m to	2000m to	1800m to	1600m to	1400m to	1200m to	1000m to	800m to	600m to	400m to	200m to	Total or	Margin
6th	10	Takemybreathaw... (11)	2000m	1800m	1600m	1400m	1200m	1000m	800m	600m	400m	200m	WP	Average	
		Position in running (margin)	3(4.1)	3(4.7)	3(4.3)	3(4.5)	3(4.2)	5(4.1)	5(3.5)	5(3.8)	5(4.1)	5(3.8)	5(3.0)		1.70
		Sectional time (s)	16.20	15.59	16.23	16.44	15.95	15.72	15.25	14.06	13.95	13.98	14.43		
		Cumulative time (s)	167.80	151.60	136.01	119.78	103.34	87.39	71.67	56.42	42.36	28.41	14.43	3:19.42	
		Speed (m/s)	12.35	12.83	12.32	12.17	12.54	12.72	13.11	14.22	14.34	14.31	13.86	13.04	
		Stride length (m)	5.36	5.50	5.37	5.31	5.39	5.44	5.54	5.81	5.89	5.85	5.76	5.53	
		Stride duration (s)	0.434	0.429	0.436	0.437	0.430	0.428	0.422	0.409	0.411	0.409	0.416	0.424	
		Stride efficiency (%)	44.94	47.35	45.07	44.08	45.47	46.28	47.96	52.77	54.23	53.46	51.91	47.75	
		Stride count	37.29	36.33	37.24	37.66	37.08	36.75	36.10	34.42	33.95	34.19	34.70	470.33	

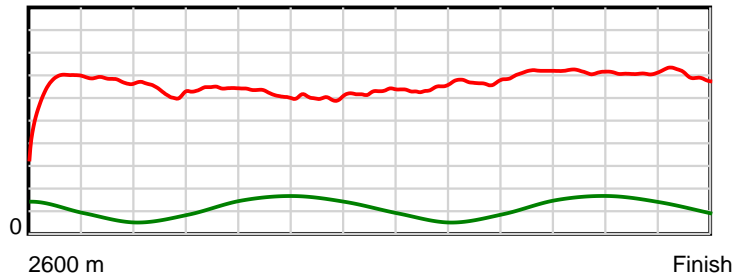
10 m Stride length



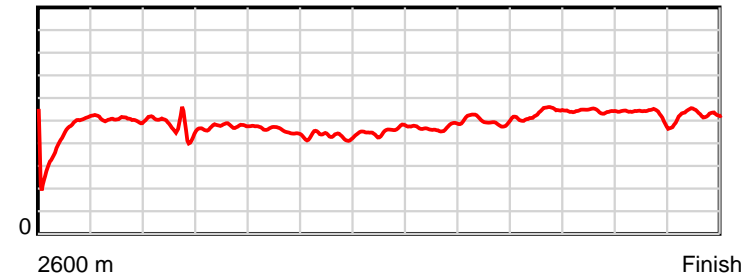
0.6 s Stride duration



20 m/sec Speed



100 % Stride efficiency



Note: Horizontal distance axis grid lines are 200m furlongs.

Disclaimer.

HRNZ and NZMTC and Thoroughbred Ratings Pty Ltd accepts no responsibility for the completeness or accuracy of any of the information contained herein, and makes no representations about its suitability for any particular purpose. Users should make their own judgements about those matters and/or seek independent advice. You assume all risks associated with use of the data provided on this page.



Race Results



June 25, 2023, Race 7, , Distance 2600m, Addington - Survey 3200m

Result	TAB no.	Horse (Barrier)	2600 to	2400m to
7th	1	Sports Babe (3)	2400m	2200m
		Position in running (margin)	-	4(6.1)
		Sectional time (s)	17.06	15.16
		Cumulative time (s)	199.66	182.60
		Speed (m/s)	11.72	13.19
		Stride length (m)	5.10	5.69
		Stride duration (s)	0.428	0.432
		Stride efficiency (%)	40.62	50.62
		Stride count	39.23	35.14

Disclaimer.

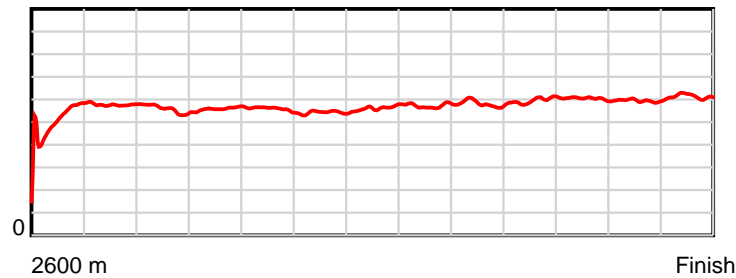
HRNZ and NZMTC and Thoroughbred Ratings Pty Ltd accepts no responsibility for the completeness or accuracy of any of the information contained herein, and makes no representations about its suitability for any particular purpose. Users should make their own judgements about those matters and/or seek independent advice. You assume all risks associated with use of the data provided on this page.

Race Results

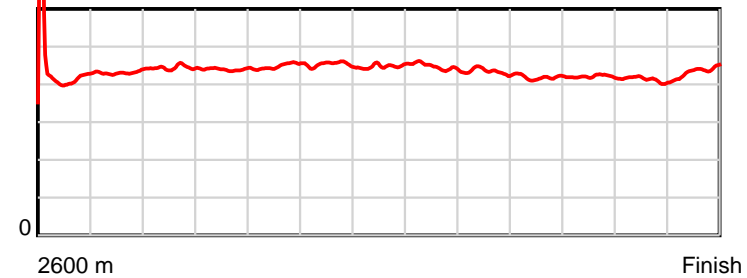
June 25, 2023, Race 7, , Distance 2600m, Addington - Survey 3200m

Result	TAB no.	Horse (Barrier)	2200m to	2000m to	1800m to	1600m to	1400m to	1200m to	1000m to	800m to	600m to	400m to	200m to	Total or	Margin
7th	1	Sports Babe (3)	2000m	1800m	1600m	1400m	1200m	1000m	800m	600m	400m	200m	WP	Average	
		Position in running (margin)	4(7.4)	4(7.9)	4(7.6)	4(7.0)	4(6.5)	7(5.9)	7(5.6)	7(6.1)	8(5.9)	7(5.8)	7(3.9)		3.00
		Sectional time (s)	16.19	15.60	16.10	16.40	15.88	15.75	15.30	13.98	13.98	13.80	14.46		
		Cumulative time (s)	167.44	151.25	135.65	119.55	103.15	87.27	71.52	56.22	42.24	28.26	14.46	3:19.66	
		Speed (m/s)	12.35	12.82	12.42	12.20	12.59	12.70	13.07	14.31	14.31	14.49	13.83	13.02	
		Stride length (m)	5.49	5.64	5.57	5.52	5.65	5.67	5.67	5.98	6.01	5.98	6.05	5.68	
		Stride duration (s)	0.444	0.440	0.449	0.452	0.448	0.447	0.434	0.418	0.420	0.413	0.437	0.436	
		Stride efficiency (%)	47.05	49.68	48.52	47.56	49.83	50.22	50.30	55.92	56.53	55.84	57.14	50.45	
		Stride count	36.45	35.47	35.89	36.25	35.42	35.28	35.25	33.43	33.25	33.46	33.07	457.59	

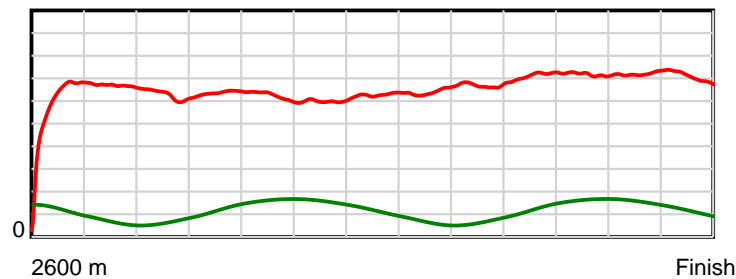
10 m Stride length



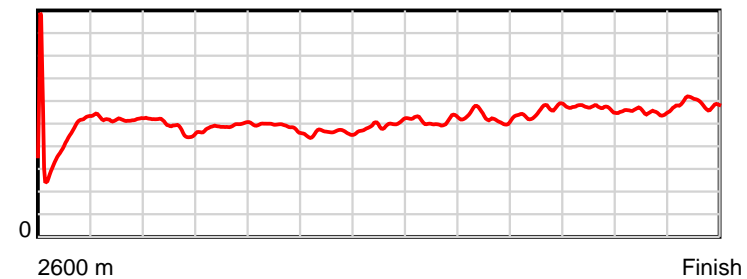
0.5 s Stride duration



20 m/sec Speed



100 % Stride efficiency



Note: Horizontal distance axis grid lines are 200m furlongs.

Disclaimer.

HRNZ and NZMTC and Thoroughbred Ratings Pty Ltd accepts no responsibility for the completeness or accuracy of any of the information contained herein, and makes no representations about its suitability for any particular purpose. Users should make their own judgements about those matters and/or seek independent advice. You assume all risks associated with use of the data provided on this page.



Race Results



June 25, 2023, Race 7, , Distance 2600m, Addington - Survey 3200m

Result	TAB no.	Horse (Barrier)	2600 to	2400m to
8th	7	Tremendous Lov... (7)	2400m	2200m
		Position in running (margin)	-	12(22.0)
		Sectional time (s)	19.79	15.71
		Cumulative time (s)	199.73	179.94
		Speed (m/s)	10.10	12.73
		Stride length (m)	5.04	5.81
		Stride duration (s)	0.435	0.457
		Stride efficiency (%)	39.71	52.78
		Stride count	39.68	34.41

Disclaimer.

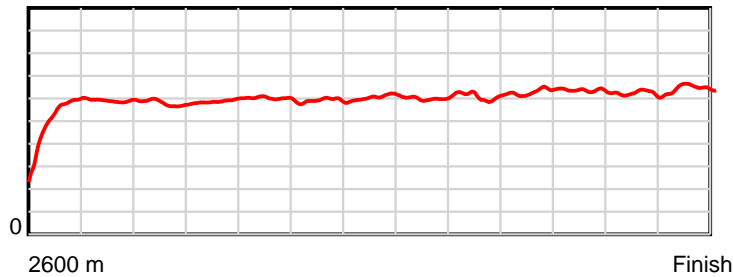
HRNZ and NZMTC and Thoroughbred Ratings Pty Ltd accepts no responsibility for the completeness or accuracy of any of the information contained herein, and makes no representations about its suitability for any particular purpose. Users should make their own judgements about those matters and/or seek independent advice. You assume all risks associated with use of the data provided on this page.

Race Results

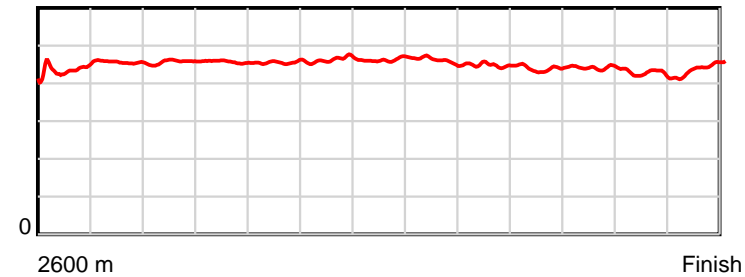
June 25, 2023, Race 7, , Distance 2600m, Addington - Survey 3200m

Result	TAB no.	Horse (Barrier)	2200m to	2000m to	1800m to	1600m to	1400m to	1200m to	1000m to	800m to	600m to	400m to	200m to	Total or	Margin
8th	7	Tremendous Lov... (7)	2000m	1800m	1600m	1400m	1200m	1000m	800m	600m	400m	200m	WP	Average	
		Position in running (margin)	12(26.5)	12(26.3)	12(25.7)	12(20.6)	12(15.5)	12(11.7)	12(10.6)	12(10.2)	12(9.9)	12(10.1)	11(8.1)		3.40
		Sectional time (s)	16.07	15.56	15.33	15.66	15.34	15.62	15.15	13.96	14.04	13.78	13.72		
		Cumulative time (s)	164.23	148.16	132.60	117.27	101.61	86.27	70.65	55.50	41.54	27.50	13.72	3:19.73	
		Speed (m/s)	12.45	12.85	13.05	12.77	13.04	12.80	13.20	14.33	14.25	14.51	14.58	13.02	
		Stride length (m)	5.68	5.88	5.95	5.91	6.03	5.90	5.92	6.30	6.28	6.17	6.46	5.93	
		Stride duration (s)	0.457	0.457	0.456	0.463	0.463	0.461	0.448	0.439	0.441	0.425	0.443	0.455	
		Stride efficiency (%)	50.49	53.99	55.31	54.54	56.91	54.34	54.70	61.97	61.67	59.42	65.20	54.91	
		Stride count	35.19	34.03	33.62	33.85	33.14	33.91	33.80	31.76	31.84	32.43	30.96	438.62	

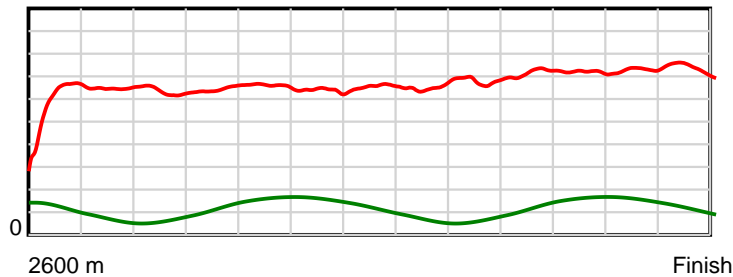
10 m Stride length



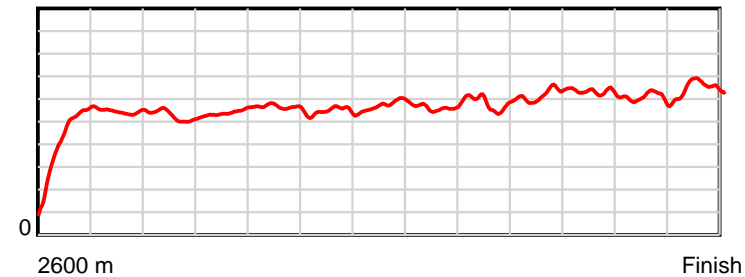
0.6 s Stride duration



20 m/sec Speed



100 % Stride efficiency



Note: Horizontal distance axis grid lines are 200m furlongs.

Disclaimer.

HRNZ and NZMTC and Thoroughbred Ratings Pty Ltd accepts no responsibility for the completeness or accuracy of any of the information contained herein, and makes no representations about its suitability for any particular purpose. Users should make their own judgements about those matters and/or seek independent advice. You assume all risks associated with use of the data provided on this page.



Race Results



June 25, 2023, Race 7, , Distance 2600m, Addington - Survey 3200m

Result	TAB no.	Horse (Barrier)	2600 to	2400m to
9th	2	Justace (4)	2400m	2200m
		Position in running (margin)	-	2(1.8)
		Sectional time (s)	16.47	14.99
		Cumulative time (s)	199.76	183.29
		Speed (m/s)	12.14	13.34
		Stride length (m)	5.54	6.21
		Stride duration (s)	0.454	0.465
		Stride efficiency (%)	48.02	60.29
		Stride count	36.08	32.20

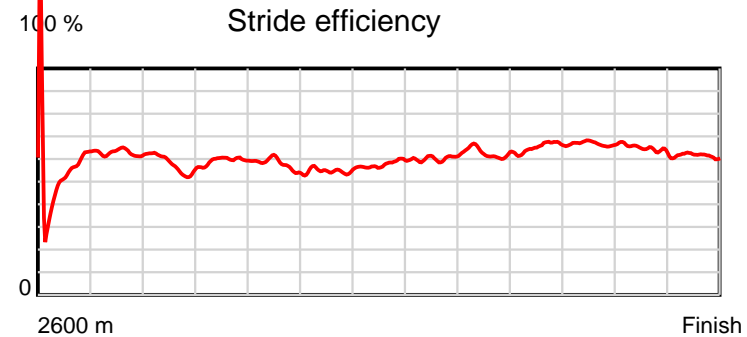
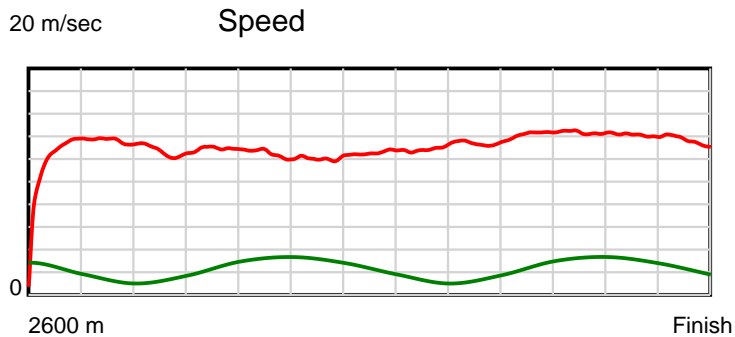
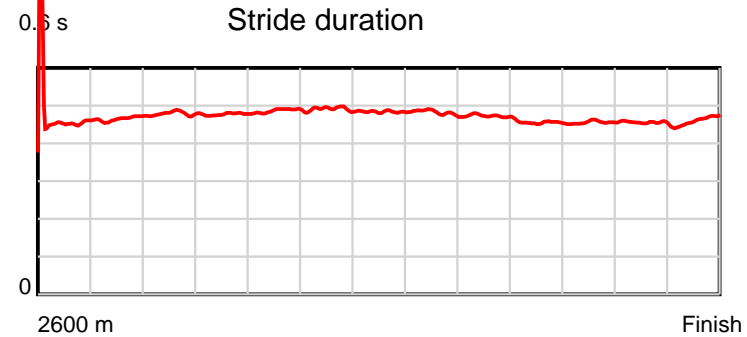
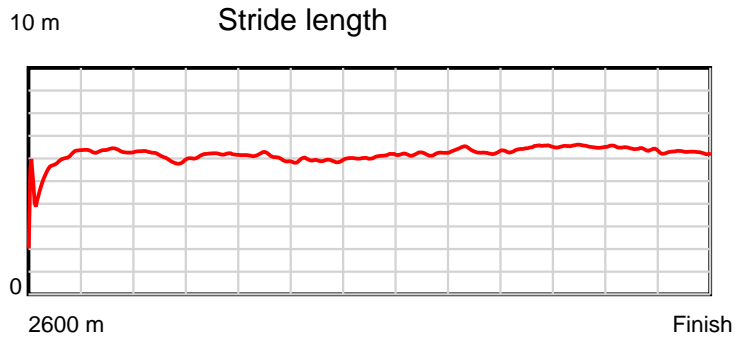
Disclaimer.

HRNZ and NZMTC and Thoroughbred Ratings Pty Ltd accepts no responsibility for the completeness or accuracy of any of the information contained herein, and makes no representations about its suitability for any particular purpose. Users should make their own judgements about those matters and/or seek independent advice. You assume all risks associated with use of the data provided on this page.

Race Results

June 25, 2023, Race 7, , Distance 2600m, Addington - Survey 3200m

Result	TAB no.	Horse (Barrier)	2200m to	2000m to	1800m to	1600m to	1400m to	1200m to	1000m to	800m to	600m to	400m to	200m to	Total or	Margin
9th	2	Justace (4)	2000m	1800m	1600m	1400m	1200m	1000m	800m	600m	400m	200m	WP	Average	
		Position in running (margin)	2(2.1)	2(2.6)	2(1.9)	2(1.9)	2(2.0)	3(2.4)	3(1.9)	3(1.3)	3(1.8)	3(1.9)	3(1.4)		3.50
		Sectional time (s)	16.19	15.54	16.19	16.51	16.03	15.73	15.10	14.09	14.01	14.05	14.86		
		Cumulative time (s)	168.30	152.11	136.57	120.38	103.87	87.84	72.11	57.01	42.92	28.91	14.86	3:19.76	
		Speed (m/s)	12.35	12.87	12.35	12.11	12.48	12.71	13.25	14.19	14.28	14.23	13.46	13.02	
		Stride length (m)	5.92	6.14	6.01	5.95	6.04	6.12	6.26	6.45	6.50	6.47	6.23	6.13	
		Stride duration (s)	0.479	0.477	0.487	0.491	0.484	0.482	0.473	0.454	0.456	0.455	0.463	0.471	
		Stride efficiency (%)	54.68	58.89	56.49	55.27	56.93	58.61	61.24	64.94	66.12	65.47	60.58	58.73	
		Stride count	33.81	32.58	33.26	33.63	33.14	32.66	31.95	31.02	30.75	30.90	32.12	424.10	



Note: Horizontal distance axis grid lines are 200m furlongs.

Disclaimer.

HRNZ and NZMTC and Thoroughbred Ratings Pty Ltd accepts no responsibility for the completeness or accuracy of any of the information contained herein, and makes no representations about its suitability for any particular purpose. Users should make their own judgements about those matters and/or seek independent advice. You assume all risks associated with use of the data provided on this page.



Race Results



June 25, 2023, Race 7, , Distance 2600m, Addington - Survey 3200m

Result	TAB no.	Horse (Barrier)	2600 to	2400m to
10th	11	The Real McCoy (0)	2400m	2200m
		Position in running (margin)	-	10(16.9)
		Sectional time (s)	18.91	15.56
		Cumulative time (s)	199.91	181.00
		Speed (m/s)	10.57	12.85
		Stride length (m)	5.73	5.99
		Stride duration (s)	0.462	0.466
		Stride efficiency (%)	51.39	56.01
		Stride count	34.88	33.41

Disclaimer.

HRNZ and NZMTC and Thoroughbred Ratings Pty Ltd accepts no responsibility for the completeness or accuracy of any of the information contained herein, and makes no representations about its suitability for any particular purpose. Users should make their own judgements about those matters and/or seek independent advice. You assume all risks associated with use of the data provided on this page.

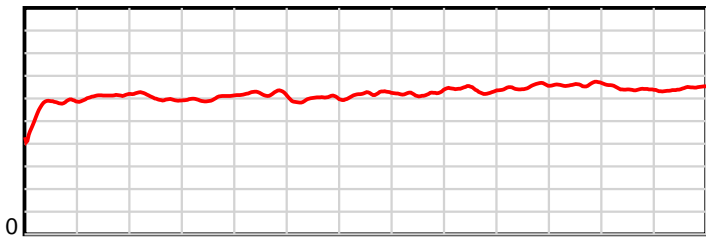
Race Results

June 25, 2023, Race 7, , Distance 2600m, Addington - Survey 3200m

Result	TAB no.	Horse (Barrier)	2200m to	2000m to	1800m to	1600m to	1400m to	1200m to	1000m to	800m to	600m to	400m to	200m to	Total or	Margin
10th	11	The Real McCoy (0)	2000m	1800m	1600m	1400m	1200m	1000m	800m	600m	400m	200m	WP	Average	
		Position in running (margin)	10(20.6)	10(21.4)	10(20.8)	10(16.1)	11(13.7)	10(9.4)	10(8.5)	10(8.4)	10(8.2)	10(8.2)	10(6.8)		4.40
		Sectional time (s)	16.23	15.56	15.41	16.09	15.26	15.66	15.19	13.97	14.01	13.89	14.17		
		Cumulative time (s)	165.44	149.21	133.65	118.24	102.15	86.89	71.23	56.04	42.07	28.06	14.17	3:19.91	
		Speed (m/s)	12.32	12.85	12.98	12.43	13.11	12.77	13.17	14.32	14.28	14.40	14.11	13.01	
		Stride length (m)	5.85	6.05	6.12	5.96	6.24	6.07	6.15	6.52	6.51	6.30	6.42	6.14	
		Stride duration (s)	0.475	0.470	0.471	0.480	0.476	0.476	0.467	0.455	0.456	0.437	0.455	0.472	
		Stride efficiency (%)	53.54	57.11	58.47	55.57	60.75	57.62	59.07	66.34	66.30	61.97	64.37	58.86	
		Stride count	34.17	33.08	32.70	33.54	32.08	32.94	32.53	30.69	30.71	31.76	31.16	423.65	

10 m

Stride length

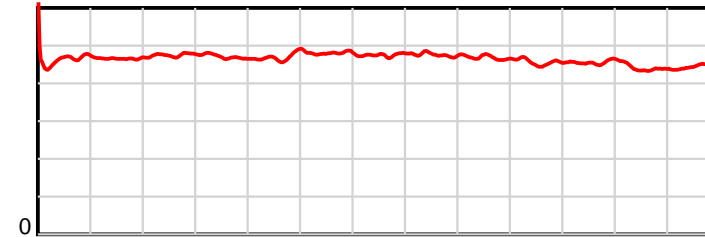


2600 m

Finish

0.6 s

Stride duration

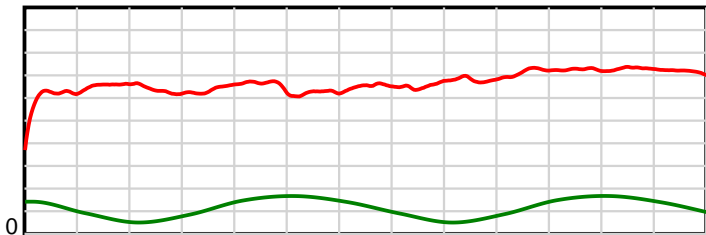


2600 m

Finish

20 m/sec

Speed

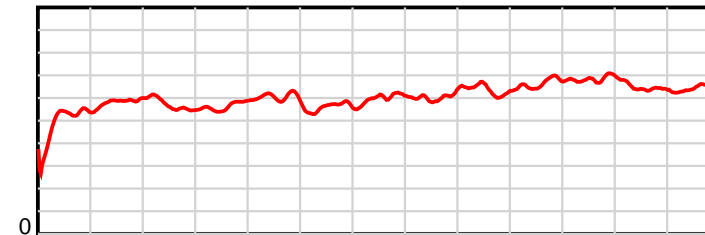


2600 m

Finish

100 %

Stride efficiency



2600 m

Finish

Note: Horizontal distance axis grid lines are 200m furlongs.

Disclaimer.

HRNZ and NZMTC and Thoroughbred Ratings Pty Ltd accepts no responsibility for the completeness or accuracy of any of the information contained herein, and makes no representations about its suitability for any particular purpose. Users should make their own judgements about those matters and/or seek independent advice. You assume all risks associated with use of the data provided on this page.



Race Results



June 25, 2023, Race 7, , Distance 2600m, Addington - Survey 3200m

Result	TAB no.	Horse (Barrier)	2600 to	2400m to
11th	6	Rapid Response (5)	2400m	2200m
		Position in running (margin)	-	6(9.1)
		Sectional time (s)	17.59	15.05
		Cumulative time (s)	200.09	182.50
		Speed (m/s)	11.37	13.29
		Stride length (m)	5.96	6.58
		Stride duration (s)	0.483	0.495
		Stride efficiency (%)	55.44	67.66
		Stride count	33.58	30.39

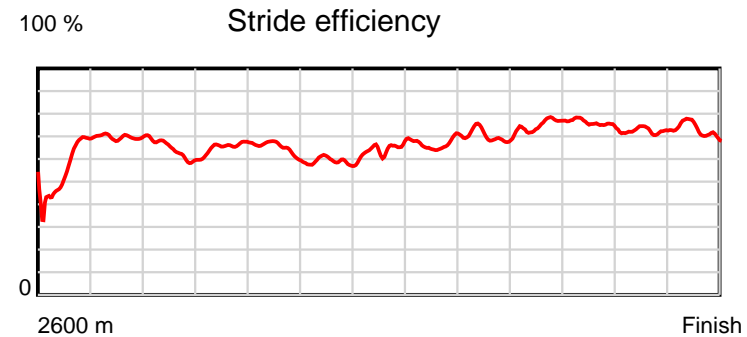
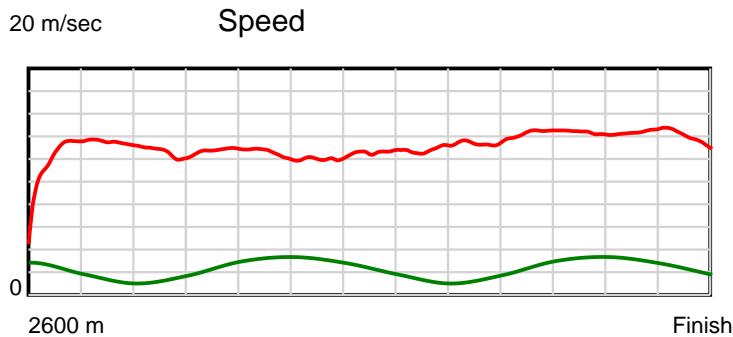
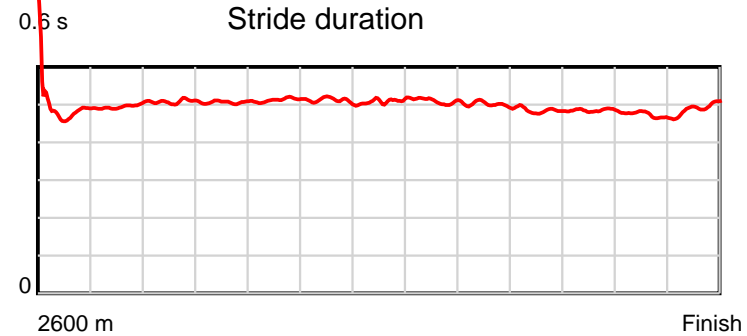
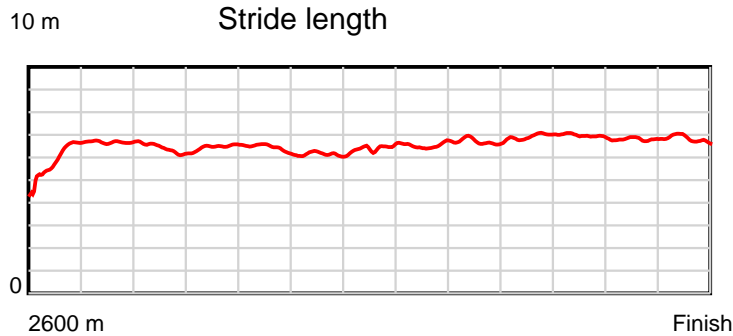
Disclaimer.

HRNZ and NZMTC and Thoroughbred Ratings Pty Ltd accepts no responsibility for the completeness or accuracy of any of the information contained herein, and makes no representations about its suitability for any particular purpose. Users should make their own judgements about those matters and/or seek independent advice. You assume all risks associated with use of the data provided on this page.

Race Results

June 25, 2023, Race 7, , Distance 2600m, Addington - Survey 3200m

Result	TAB no.	Horse (Barrier)	2200m to	2000m to	1800m to	1600m to	1400m to	1200m to	1000m to	800m to	600m to	400m to	200m to	Total or	Margin
11th	6	Rapid Response (5)	2000m	1800m	1600m	1400m	1200m	1000m	800m	600m	400m	200m	WP	Average	
		Position in running (margin)	5(9.7)	5(10.2)	5(9.6)	5(8.6)	7(8.5)	9(7.8)	9(8.0)	9(7.8)	9(7.7)	9(7.7)	9(5.6)		5.40
		Sectional time (s)	16.18	15.56	16.02	16.48	15.86	15.83	15.18	13.99	14.01	13.77	14.57		
		Cumulative time (s)	167.45	151.27	135.71	119.69	103.21	87.35	71.52	56.34	42.35	28.34	14.57	3:20.09	
		Speed (m/s)	12.36	12.85	12.48	12.14	12.61	12.63	13.18	14.30	14.28	14.52	13.73	12.99	
		Stride length (m)	6.28	6.51	6.40	6.20	6.43	6.43	6.59	6.92	6.91	6.86	6.78	6.52	
		Stride duration (s)	0.508	0.506	0.512	0.511	0.510	0.509	0.500	0.484	0.484	0.472	0.494	0.501	
		Stride efficiency (%)	61.68	66.23	63.95	60.01	64.53	64.69	67.80	74.92	74.71	73.58	71.80	66.33	
		Stride count	31.83	30.72	31.26	32.27	31.12	31.08	30.36	28.88	28.92	29.15	29.51	399.07	



Note: Horizontal distance axis grid lines are 200m furlongs.

Disclaimer.

HRNZ and NZMTC and Thoroughbred Ratings Pty Ltd accepts no responsibility for the completeness or accuracy of any of the information contained herein, and makes no representations about its suitability for any particular purpose. Users should make their own judgements about those matters and/or seek independent advice. You assume all risks associated with use of the data provided on this page.



Race Results



June 25, 2023, Race 7, , Distance 2600m, Addington - Survey 3200m

Result	TAB no.	Horse (Barrier)	2600 to	2400m to
12th	4	Airies Gold (9)	2400m	2200m
		Position in running (margin)	-	5(8.3)
		Sectional time (s)	17.43	15.48
		Cumulative time (s)	200.52	183.09
		Speed (m/s)	11.47	12.92
		Stride length (m)	4.86	5.65
		Stride duration (s)	0.426	0.437
		Stride efficiency (%)	36.98	49.85
		Stride count	41.11	35.41

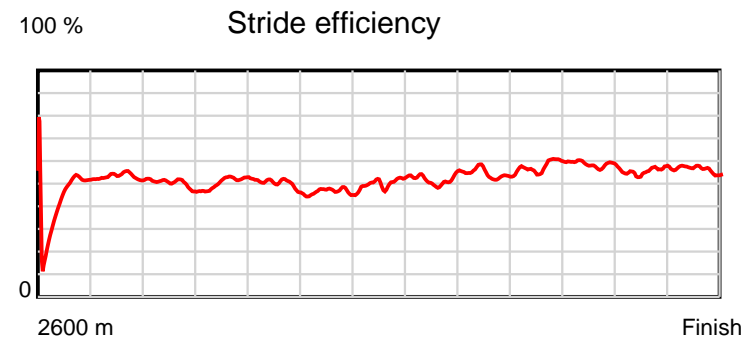
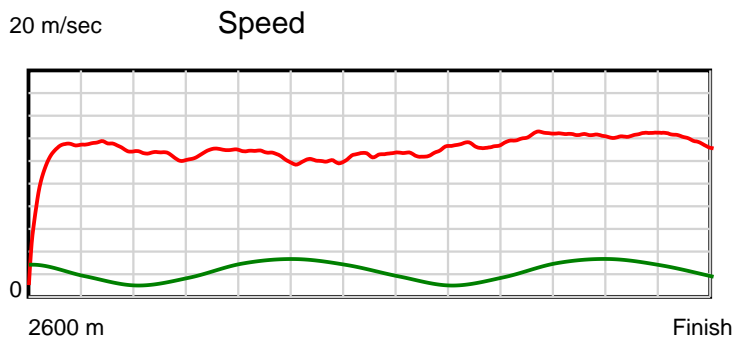
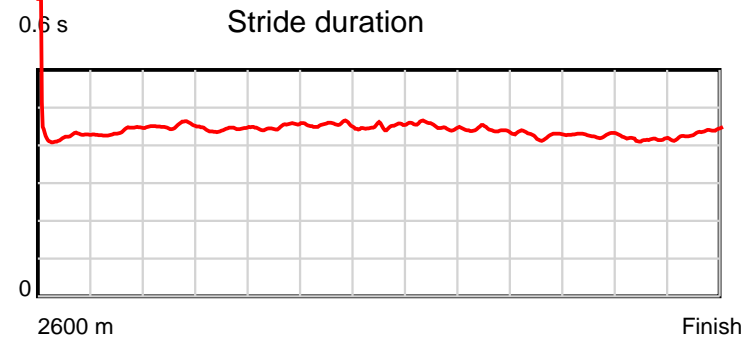
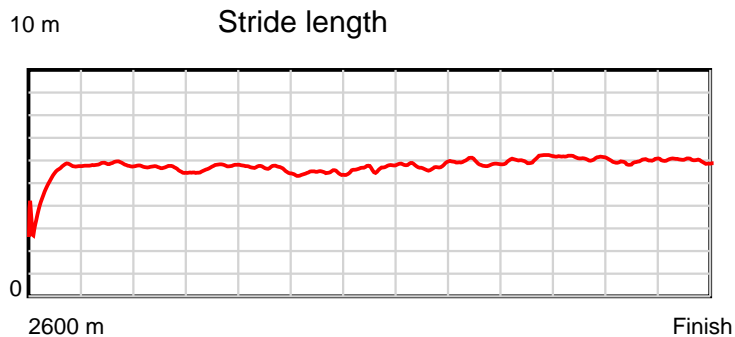
Disclaimer.

HRNZ and NZMTC and Thoroughbred Ratings Pty Ltd accepts no responsibility for the completeness or accuracy of any of the information contained herein, and makes no representations about its suitability for any particular purpose. Users should make their own judgements about those matters and/or seek independent advice. You assume all risks associated with use of the data provided on this page.

Race Results

June 25, 2023, Race 7, , Distance 2600m, Addington - Survey 3200m

Result	TAB no.	Horse (Barrier)	2200m to	2000m to	1800m to	1600m to	1400m to	1200m to	1000m to	800m to	600m to	400m to	200m to	Total or	Margin
12th	4	Airies Gold (9)	2000m	1800m	1600m	1400m	1200m	1000m	800m	600m	400m	200m	WP	Average	
		Position in running (margin)	6(11.5)	6(12.7)	6(12.0)	7(10.8)	9(10.4)	11(9.7)	11(10.2)	11(9.6)	11(9.9)	11(9.7)	12(8.3)		7.80
		Sectional time (s)	16.31	15.54	15.99	16.43	15.86	15.89	15.10	14.06	13.98	13.89	14.56		
		Cumulative time (s)	167.61	151.30	135.76	119.77	103.34	87.48	71.59	56.49	42.43	28.45	14.56	3:20.52	
		Speed (m/s)	12.26	12.87	12.51	12.17	12.61	12.59	13.25	14.22	14.31	14.40	13.74	12.97	
		Stride length (m)	5.54	5.70	5.63	5.53	5.69	5.68	5.83	6.08	6.11	5.98	5.98	5.69	
		Stride duration (s)	0.452	0.443	0.450	0.454	0.451	0.451	0.440	0.427	0.427	0.415	0.435	0.439	
		Stride efficiency (%)	48.02	50.80	49.51	47.77	50.52	50.41	53.05	57.70	58.40	55.84	55.80	50.66	
		Stride count	36.08	35.08	35.53	36.17	35.18	35.21	34.33	32.91	32.71	33.46	33.47	456.65	



Note: Horizontal distance axis grid lines are 200m furlongs.

Disclaimer.

HRNZ and NZMTC and Thoroughbred Ratings Pty Ltd accepts no responsibility for the completeness or accuracy of any of the information contained herein, and makes no representations about its suitability for any particular purpose. Users should make their own judgements about those matters and/or seek independent advice. You assume all risks associated with use of the data provided on this page.