



## Race Results

NZ Metropolitan Trotting Club Inc, HRNZ, June 30, 2023

Compilation date: June 30, 2023, 6:02:58 PM (NZST)

Copyright © 2023 HRNZ and NZMTC. All rights reserved.

### Trademarks.

StrideMASTER is a registered trademark of Thoroughbred Ratings Pty Ltd.

### Disclaimer.

HRNZ and NZMTC and Thoroughbred Ratings Pty Ltd accepts no responsibility for the completeness or accuracy of any of the information contained herein, and makes no representations about its suitability for any particular purpose. Users should make their own judgements about those matters and/or seek independent advice. You assume all risks associated with use of the data provided on this page.



# Race Results



June 30, 2023, Race 2, , Distance 2600m, Addington - Survey 3200m

Result	TAB no.	Horse (Barrier)	2600 to	2400m to
1st	4	Zia Bromac (4)	2400m	2200m
		Position in running (margin)	-	1(0.0)
		Sectional time (s)	13.15	14.61
		Cumulative time (s)	193.72	180.57
		Speed (m/s)	15.21	13.69
		Stride length (m)	6.20	6.04
		Stride duration (s)	0.407	0.441
		Stride efficiency (%)	60.06	56.97
		Stride count	32.26	33.12

## Disclaimer.

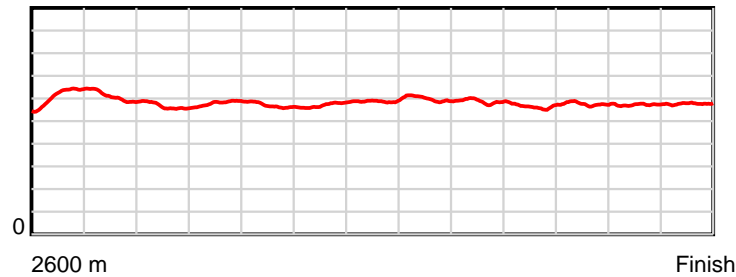
HRNZ and NZMTC and Thoroughbred Ratings Pty Ltd accepts no responsibility for the completeness or accuracy of any of the information contained herein, and makes no representations about its suitability for any particular purpose. Users should make their own judgements about those matters and/or seek independent advice. You assume all risks associated with use of the data provided on this page.

# Race Results

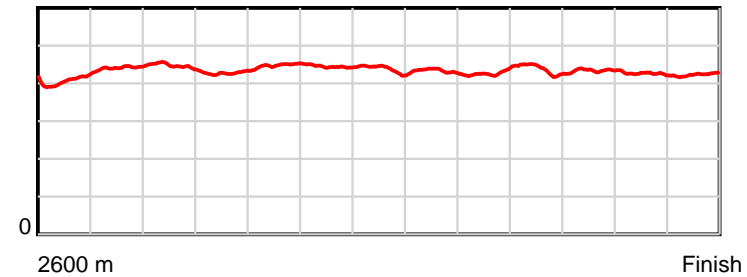
June 30, 2023, Race 2, , Distance 2600m, Addington - Survey 3200m

Result	TAB no.	Horse (Barrier)	2200m to	2000m to	1800m to	1600m to	1400m to	1200m to	1000m to	800m to	600m to	400m to	200m to	Total or	Margin
1st	4	Zia Bromac (4)	2000m	1800m	1600m	1400m	1200m	1000m	800m	600m	400m	200m	WP	Average	
		Position in running (margin)	1(0.0)	1(0.0)	1(0.0)	1(0.0)	1(0.0)	1(0.0)	1(0.0)	1(0.0)	1(0.0)	1(0.0)	1(0.0)		0.00
		Sectional time (s)	15.68	14.77	15.74	15.75	14.88	14.47	14.47	15.44	15.12	15.10	14.54		
		Cumulative time (s)	165.96	150.28	135.51	119.77	104.02	89.14	74.67	60.20	44.76	29.64	14.54	3:13.72	
		Speed (m/s)	12.76	13.54	12.71	12.70	13.44	13.82	13.82	12.95	13.23	13.25	13.76	13.42	
		Stride length (m)	5.70	5.79	5.69	5.64	5.89	5.99	5.90	5.67	5.74	5.63	5.83	5.82	
		Stride duration (s)	0.447	0.427	0.448	0.444	0.438	0.433	0.427	0.438	0.434	0.425	0.424	0.434	
		Stride efficiency (%)	50.80	52.39	50.52	49.79	54.18	56.03	54.33	50.22	51.51	49.60	53.08	52.91	
		Stride count	35.08	34.54	35.18	35.43	33.97	33.40	33.92	35.28	34.83	35.50	34.31	446.82	

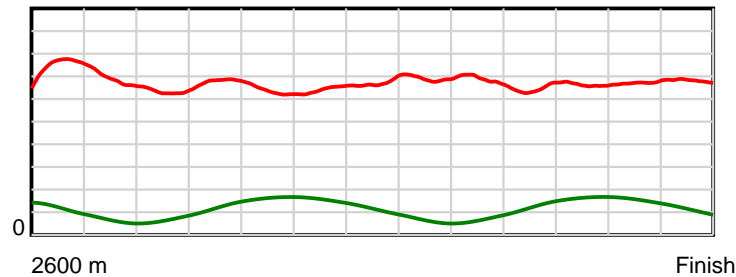
10 m Stride length



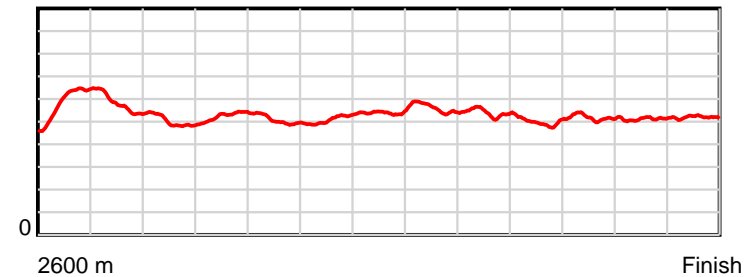
0.6 s Stride duration



20 m/sec Speed



100 % Stride efficiency



Note: Horizontal distance axis grid lines are 200m furlongs.

## Disclaimer.

HRNZ and NZMTC and Thoroughbred Ratings Pty Ltd accepts no responsibility for the completeness or accuracy of any of the information contained herein, and makes no representations about its suitability for any particular purpose. Users should make their own judgements about those matters and/or seek independent advice. You assume all risks associated with use of the data provided on this page.



# Race Results



June 30, 2023, Race 2, , Distance 2600m, Addington - Survey 3200m

Result	TAB no.	Horse (Barrier)	2600 to	2400m to
1st	11	<b>Lizzie Richter (0)</b>	<b>2400m</b>	<b>2200m</b>
		Position in running (margin)	-	8(7.5)
		Sectional time (s)	14.26	15.07
		Cumulative time (s)	193.72	179.46
		Speed (m/s)	14.03	13.27
		Stride length (m)	6.53	6.25
		Stride duration (s)	0.455	0.471
		Stride efficiency (%)	66.58	61.01
		Stride count	30.64	32.01

## Disclaimer.

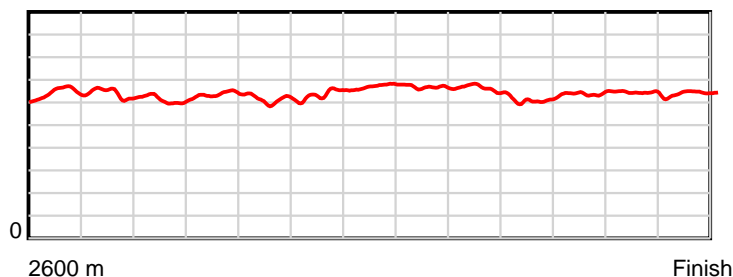
HRNZ and NZMTC and Thoroughbred Ratings Pty Ltd accepts no responsibility for the completeness or accuracy of any of the information contained herein, and makes no representations about its suitability for any particular purpose. Users should make their own judgements about those matters and/or seek independent advice. You assume all risks associated with use of the data provided on this page.

# Race Results

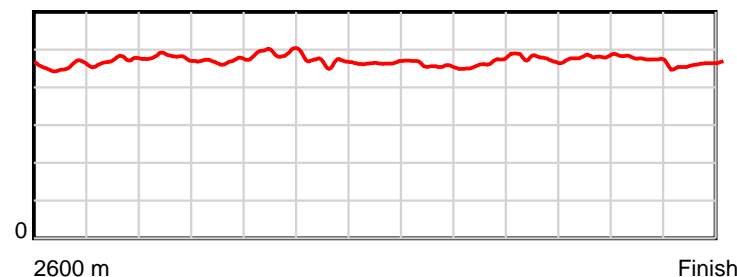
June 30, 2023, Race 2, , Distance 2600m, Addington - Survey 3200m

Result	TAB no.	Horse (Barrier)	2200m to	2000m to	1800m to	1600m to	1400m to	1200m to	1000m to	800m to	600m to	400m to	200m to	Total or	Margin
1st	11	<b>Lizzie Richter (0)</b>	<b>2000m</b>	<b>1800m</b>	<b>1600m</b>	<b>1400m</b>	<b>1200m</b>	<b>1000m</b>	<b>800m</b>	<b>600m</b>	<b>400m</b>	<b>200m</b>	<b>WP</b>	<b>Average</b>	
		Position in running (margin)	9(10.3)	9(10.2)	9(9.7)	9(13.5)	8(10.2)	5(3.8)	2(2.0)	2(1.6)	4(2.1)	2(2.6)	2(2.1)		0.00
		Sectional time (s)	15.67	14.68	16.37	15.19	13.82	14.16	14.40	15.53	15.20	15.02	14.35		
		Cumulative time (s)	164.39	148.72	134.04	117.67	102.48	88.66	74.50	60.10	44.57	29.37	14.35	3:13.72	
		Speed (m/s)	12.76	13.62	12.22	13.17	14.47	14.12	13.89	12.88	13.16	13.32	13.94	13.42	
		Stride length (m)	6.13	6.40	6.02	6.16	6.73	6.46	6.50	6.12	6.34	6.28	6.43	6.33	
		Stride duration (s)	0.480	0.470	0.493	0.468	0.465	0.457	0.468	0.475	0.482	0.472	0.462	0.471	
		Stride efficiency (%)	58.68	63.97	56.65	59.22	70.68	65.16	66.00	58.51	62.85	61.67	64.69	62.57	
		Stride count	32.64	31.26	33.22	32.49	29.74	30.97	30.77	32.69	31.54	31.84	31.09	410.90	

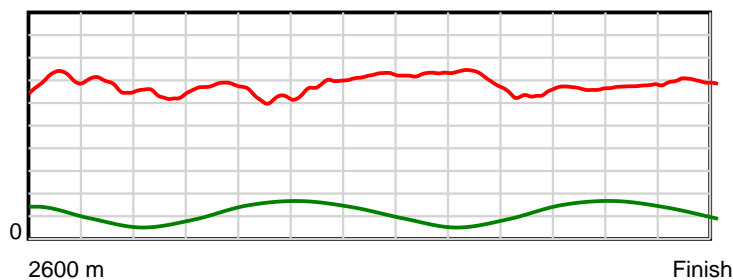
10 m Stride length



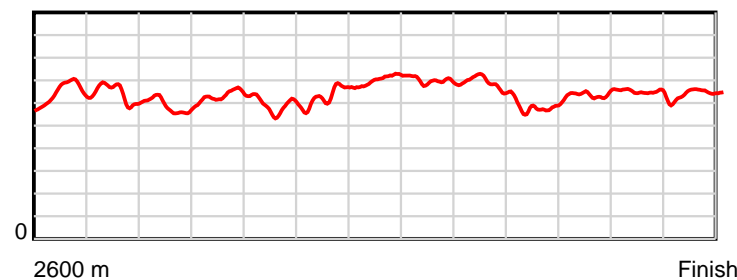
0.6 s Stride duration



20 m/sec Speed



100 % Stride efficiency



Note: Horizontal distance axis grid lines are 200m furlongs.

## Disclaimer.

HRNZ and NZMTC and Thoroughbred Ratings Pty Ltd accepts no responsibility for the completeness or accuracy of any of the information contained herein, and makes no representations about its suitability for any particular purpose. Users should make their own judgements about those matters and/or seek independent advice. You assume all risks associated with use of the data provided on this page.



# Race Results



June 30, 2023, Race 2, , Distance 2600m, Addington - Survey 3200m

Result	TAB no.	Horse (Barrier)	2600 to	2400m to
3rd	5	<b>Takemybreathaw... (5)</b>	<b>2400m</b>	<b>2200m</b>
		Position in running (margin)	-	3(1.0)
		Sectional time (s)	13.18	14.97
		Cumulative time (s)	194.00	180.82
		Speed (m/s)	15.17	13.36
		Stride length (m)	5.80	5.55
		Stride duration (s)	0.387	0.415
		Stride efficiency (%)	52.65	48.05
		Stride count	34.45	36.07

#### Disclaimer.

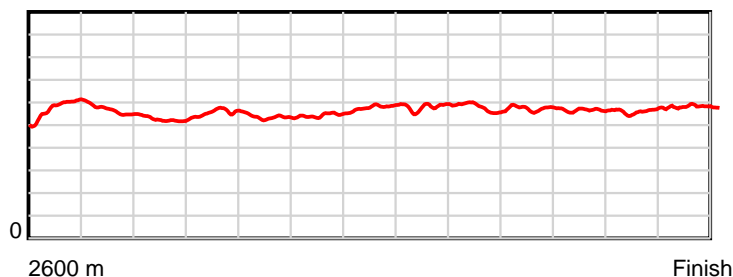
HRNZ and NZMTC and Thoroughbred Ratings Pty Ltd accepts no responsibility for the completeness or accuracy of any of the information contained herein, and makes no representations about its suitability for any particular purpose. Users should make their own judgements about those matters and/or seek independent advice. You assume all risks associated with use of the data provided on this page.

# Race Results

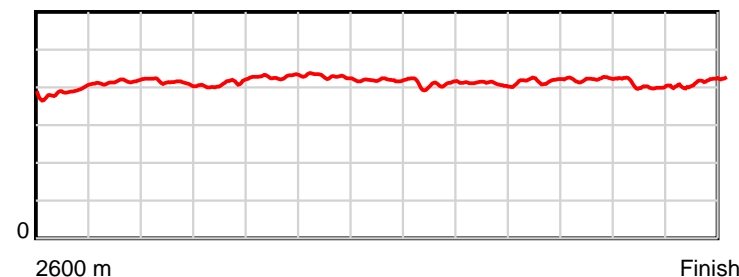
June 30, 2023, Race 2, , Distance 2600m, Addington - Survey 3200m

Result	TAB no.	Horse (Barrier)	2200m to	2000m to	1800m to	1600m to	1400m to	1200m to	1000m to	800m to	600m to	400m to	200m to	Total or	Margin
3rd	5	<b>Takemybreathaw... (5)</b>	<b>2000m</b>	<b>1800m</b>	<b>1600m</b>	<b>1400m</b>	<b>1200m</b>	<b>1000m</b>	<b>800m</b>	<b>600m</b>	<b>400m</b>	<b>200m</b>	<b>WP</b>	<b>Average</b>	
		Position in running (margin)	3(3.2)	4(4.0)	5(4.0)	6(7.3)	7(9.5)	9(7.0)	10(7.6)	9(8.1)	5(3.1)	5(4.5)	3(3.4)		1.60
		Sectional time (s)	15.82	14.76	16.30	16.12	14.45	14.57	14.56	14.60	15.35	14.92	14.40		
		Cumulative time (s)	165.85	150.03	135.27	118.97	102.85	88.40	73.83	59.27	44.67	29.32	14.40	3:14.00	
		Speed (m/s)	12.64	13.55	12.27	12.41	13.84	13.73	13.74	13.70	13.03	13.40	13.89	13.40	
		Stride length (m)	5.23	5.56	5.26	5.32	5.80	5.61	5.62	5.74	5.49	5.40	5.75	5.54	
		Stride duration (s)	0.414	0.410	0.428	0.429	0.419	0.409	0.409	0.419	0.422	0.403	0.414	0.414	
		Stride efficiency (%)	42.75	48.25	43.16	44.22	52.59	49.25	49.39	51.50	47.16	45.58	51.70	48.00	
		Stride count	38.24	35.99	38.05	37.59	34.48	35.63	35.58	34.84	36.41	37.03	34.77	469.13	

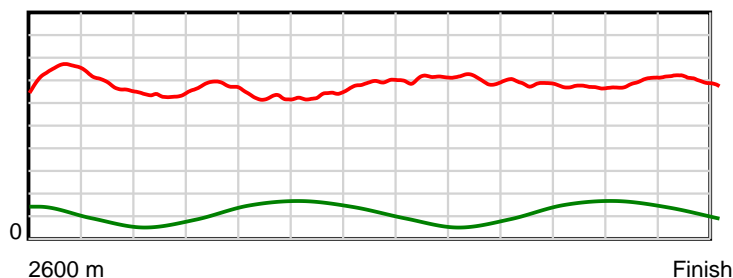
10 m Stride length



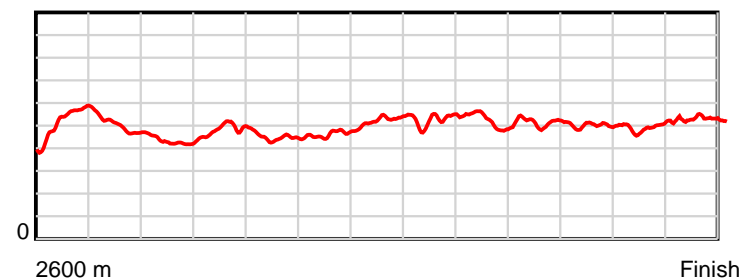
0.6 s Stride duration



20 m/sec Speed



100 % Stride efficiency



Note: Horizontal distance axis grid lines are 200m furlongs.

## Disclaimer.

HRNZ and NZMTC and Thoroughbred Ratings Pty Ltd accepts no responsibility for the completeness or accuracy of any of the information contained herein, and makes no representations about its suitability for any particular purpose. Users should make their own judgements about those matters and/or seek independent advice. You assume all risks associated with use of the data provided on this page.



# Race Results



June 30, 2023, Race 2, , Distance 2600m, Addington - Survey 3200m

Result	TAB no.	Horse (Barrier)	2600 to	2400m to
4th	6	<b>Big Mama Morri... (6)</b>	<b>2400m</b>	<b>2200m</b>
		Position in running (margin)	-	10(8.7)
		Sectional time (s)	14.57	15.17
		Cumulative time (s)	194.13	179.56
		Speed (m/s)	13.73	13.18
		Stride length (m)	6.40	6.17
		Stride duration (s)	0.465	0.468
		Stride efficiency (%)	64.05	59.57
		Stride count	31.24	32.39

#### Disclaimer.

HRNZ and NZMTC and Thoroughbred Ratings Pty Ltd accepts no responsibility for the completeness or accuracy of any of the information contained herein, and makes no representations about its suitability for any particular purpose. Users should make their own judgements about those matters and/or seek independent advice. You assume all risks associated with use of the data provided on this page.



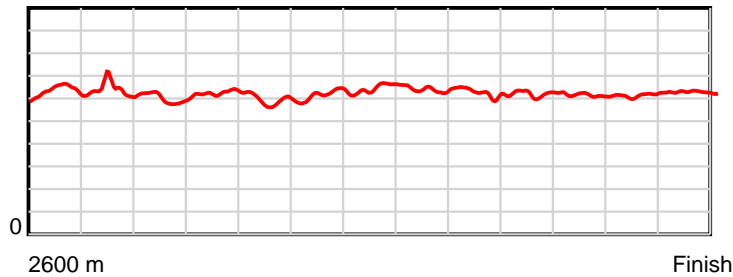


# Race Results

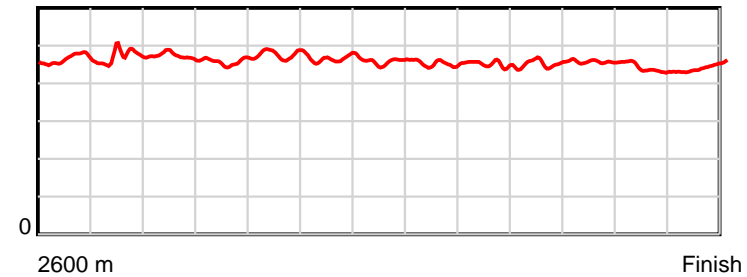
June 30, 2023, Race 2, , Distance 2600m, Addington - Survey 3200m

Result	TAB no.	Horse (Barrier)	2200m to	2000m to	1800m to	1600m to	1400m to	1200m to	1000m to	800m to	600m to	400m to	200m to	Total or	Margin
4th	6	Big Mama Morri... (6)	2000m	1800m	1600m	1400m	1200m	1000m	800m	600m	400m	200m	WP	Average	
		Position in running (margin)	10(12.1)	10(12.6)	10(11.7)	10(15.4)	11(13.9)	11(9.4)	11(9.3)	11(10.4)	8(5.2)	7(6.6)	5(5.3)		2.30
		Sectional time (s)	15.77	14.61	16.36	15.49	14.13	14.46	14.65	14.57	15.35	14.89	14.11		
		Cumulative time (s)	164.39	148.62	134.01	117.65	102.16	88.03	73.57	58.92	44.35	29.00	14.11	3:14.13	
		Speed (m/s)	12.68	13.69	12.22	12.91	14.15	13.83	13.65	13.73	13.03	13.43	14.17	13.39	
		Stride length (m)	6.00	6.27	5.84	6.01	6.48	6.25	6.14	6.23	5.95	5.87	6.31	6.14	
		Stride duration (s)	0.473	0.458	0.477	0.466	0.458	0.452	0.450	0.454	0.457	0.437	0.445	0.459	
		Stride efficiency (%)	56.21	61.47	53.22	56.52	65.70	61.02	58.88	60.67	55.36	53.88	62.28	58.96	
		Stride count	33.35	31.89	34.27	33.26	30.84	32.01	32.58	32.10	33.60	34.06	31.68	423.27	

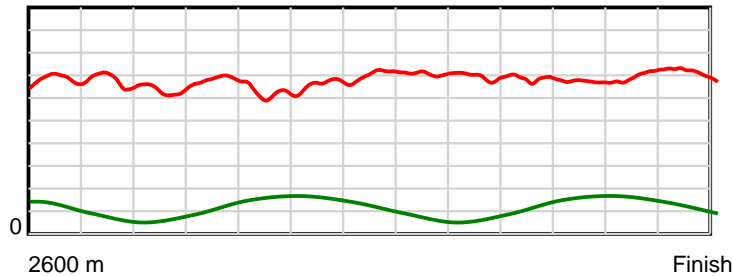
10 m Stride length



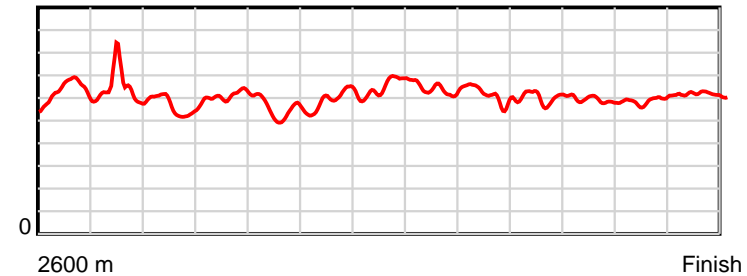
0.6 s Stride duration



20 m/sec Speed



100 % Stride efficiency



Note: Horizontal distance axis grid lines are 200m furlongs.

## Disclaimer.

HRNZ and NZMTC and Thoroughbred Ratings Pty Ltd accepts no responsibility for the completeness or accuracy of any of the information contained herein, and makes no representations about its suitability for any particular purpose. Users should make their own judgements about those matters and/or seek independent advice. You assume all risks associated with use of the data provided on this page.



# Race Results



June 30, 2023, Race 2, , Distance 2600m, Addington - Survey 3200m

Result	TAB no.	Horse (Barrier)	2600 to	2400m to
5th	8	<b>Flo Motion (8)</b>	<b>2400m</b>	<b>2200m</b>
		Position in running (margin)	-	2(1.0)
		Sectional time (s)	13.23	15.31
		Cumulative time (s)	194.45	181.22
		Speed (m/s)	15.12	13.06
		Stride length (m)	0.00	0.00
		Stride duration (s)	0.000	0.000
		Stride efficiency (%)	0.00	0.00
		Stride count	0.00	0.00

## Disclaimer.



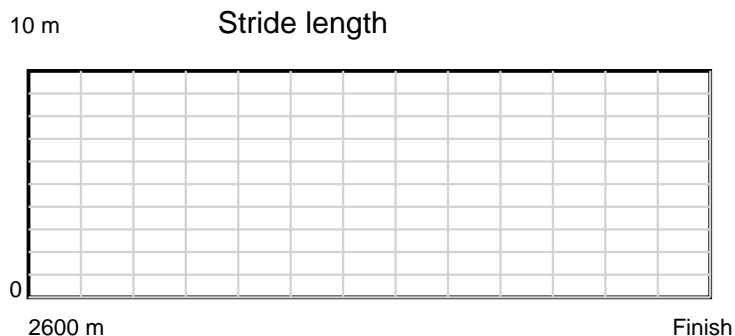
HRNZ and NZMTC and Thoroughbred Ratings Pty Ltd accepts no responsibility for the completeness or accuracy of any of the information contained herein, and makes no representations about its suitability for any particular purpose. Users should make their own judgements about those matters and/or seek independent advice. You assume all risks associated with use of the data provided on this page.



# Race Results

June 30, 2023, Race 2, , Distance 2600m, Addington - Survey 3200m

Result	TAB no.	Horse (Barrier)	2200m to	2000m to	1800m to	1600m to	1400m to	1200m to	1000m to	800m to	600m to	400m to	200m to	Total or	Margin
5th	8	<b>Flo Motion (8)</b>	<b>2000m</b>	<b>1800m</b>	<b>1600m</b>	<b>1400m</b>	<b>1200m</b>	<b>1000m</b>	<b>800m</b>	<b>600m</b>	<b>400m</b>	<b>200m</b>	<b>WP</b>	<b>Average</b>	
		Position in running (margin)	4(5.2)	3(2.7)	4(1.9)	4(5.9)	5(7.8)	7(5.2)	8(6.8)	8(8.1)	9(5.8)	9(7.3)	8(6.5)		4.10
		Sectional time (s)	15.26	14.64	16.42	16.06	14.45	14.74	14.68	15.06	15.36	14.98	14.26		
		Cumulative time (s)	165.91	150.65	136.01	119.59	103.53	89.08	74.34	59.66	44.60	29.24	14.26	3:14.45	
		Speed (m/s)	13.11	13.66	12.18	12.45	13.84	13.57	13.62	13.28	13.02	13.35	14.03	13.37	
		Stride length (m)	0.00	0.00	812.18	794.41	882.88	865.43	868.74	847.11	830.08	851.56	894.56	1226.42	
		Stride duration (s)	0.000	0.000	66.670	63.771	63.771	63.771	63.771	63.771	63.771	63.771	63.771	91.722	
		Stride efficiency (%)	0.00	0.00	1030781.44	986172.12	1218044.25	1170376.75	1179362.38	1121346.12	1076733.50	1133169.00	1250508.25	350381.75	
		Stride count	0.00	0.00	0.25	0.25	0.23	0.23	0.23	0.24	0.24	0.23	0.22	2.12	



Note: Horizontal distance axis grid lines are 200m furlongs.

#### Disclaimer.

HRNZ and NZMTC and Thoroughbred Ratings Pty Ltd accepts no responsibility for the completeness or accuracy of any of the information contained herein, and makes no representations about its suitability for any particular purpose. Users should make their own judgements about those matters and/or seek independent advice. You assume all risks associated with use of the data provided on this page.



# Race Results



June 30, 2023, Race 2, , Distance 2600m, Addington - Survey 3200m

Result	TAB no.	Horse (Barrier)	2600 to	2400m to
6th	7	<b>Ann Sophie (7)</b>	<b>2400m</b>	<b>2200m</b>
		Position in running (margin)	-	11(10.7)
		Sectional time (s)	14.81	15.19
		Cumulative time (s)	194.50	179.69
		Speed (m/s)	13.50	13.17
		Stride length (m)	5.99	5.88
		Stride duration (s)	0.443	0.447
		Stride efficiency (%)	56.11	54.10
		Stride count	33.38	33.99

## Disclaimer.

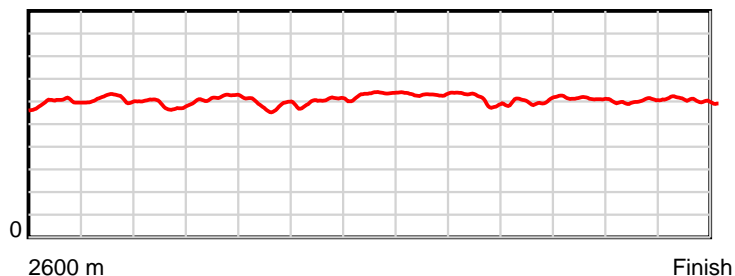
HRNZ and NZMTC and Thoroughbred Ratings Pty Ltd accepts no responsibility for the completeness or accuracy of any of the information contained herein, and makes no representations about its suitability for any particular purpose. Users should make their own judgements about those matters and/or seek independent advice. You assume all risks associated with use of the data provided on this page.

# Race Results

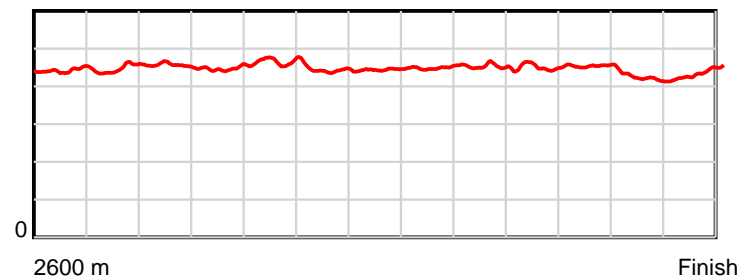
June 30, 2023, Race 2, , Distance 2600m, Addington - Survey 3200m

Result	TAB no.	Horse (Barrier)	2200m to	2000m to	1800m to	1600m to	1400m to	1200m to	1000m to	800m to	600m to	400m to	200m to	Total or	Margin
6th	7	Ann Sophie (7)	2000m	1800m	1600m	1400m	1200m	1000m	800m	600m	400m	200m	WP	Average	
		Position in running (margin)	11(14.3)	11(14.7)	11(13.7)	11(17.6)	10(12.9)	10(7.4)	9(7.2)	10(9.8)	11(7.2)	10(8.3)	7(6.0)		4.40
		Sectional time (s)	15.76	14.60	16.39	14.95	13.97	14.44	14.90	15.00	15.31	14.71	14.47		
		Cumulative time (s)	164.50	148.74	134.14	117.75	102.80	88.83	74.39	59.49	44.49	29.18	14.47	3:14.50	
		Speed (m/s)	12.69	13.70	12.20	13.38	14.32	13.85	13.42	13.33	13.06	13.60	13.82	13.37	
		Stride length (m)	5.79	6.13	5.69	5.92	6.36	6.23	6.07	6.01	5.93	5.73	6.05	5.98	
		Stride duration (s)	0.456	0.447	0.466	0.443	0.444	0.450	0.452	0.451	0.454	0.421	0.438	0.447	
		Stride efficiency (%)	52.43	58.71	50.61	54.74	63.19	60.61	57.60	56.48	54.89	51.22	57.23	55.84	
		Stride count	34.53	32.63	35.14	33.79	31.45	32.11	32.94	33.27	33.75	34.93	33.05	434.96	

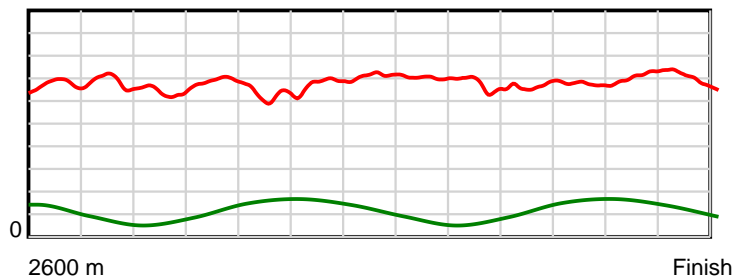
10 m Stride length



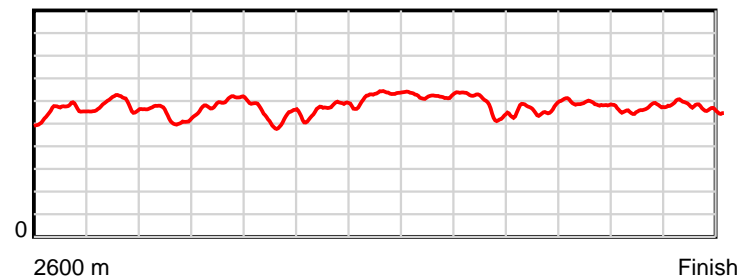
0.6 s Stride duration



20 m/sec Speed



100 % Stride efficiency



Note: Horizontal distance axis grid lines are 200m furlongs.

**Disclaimer.**

HRNZ and NZMTC and Thoroughbred Ratings Pty Ltd accepts no responsibility for the completeness or accuracy of any of the information contained herein, and makes no representations about its suitability for any particular purpose. Users should make their own judgements about those matters and/or seek independent advice. You assume all risks associated with use of the data provided on this page.



# Race Results



June 30, 2023, Race 2, , Distance 2600m, Addington - Survey 3200m

Result	TAB no.	Horse (Barrier)	2600 to	2400m to
7th	3	Betterwithblin... (3)	2400m	2200m
		Position in running (margin)	-	5(3.4)
		Sectional time (s)	13.78	15.06
		Cumulative time (s)	194.71	180.93
		Speed (m/s)	14.51	13.28
		Stride length (m)	6.30	6.04
		Stride duration (s)	0.431	0.454
		Stride efficiency (%)	62.11	56.92
		Stride count	31.72	33.14

## Disclaimer.

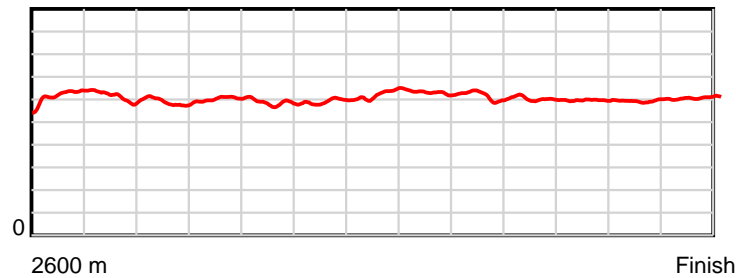
HRNZ and NZMTC and Thoroughbred Ratings Pty Ltd accepts no responsibility for the completeness or accuracy of any of the information contained herein, and makes no representations about its suitability for any particular purpose. Users should make their own judgements about those matters and/or seek independent advice. You assume all risks associated with use of the data provided on this page.

# Race Results

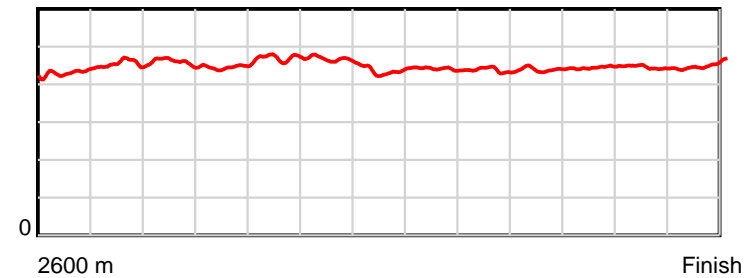
June 30, 2023, Race 2, , Distance 2600m, Addington - Survey 3200m

Result	TAB no.	Horse (Barrier)	2200m to	2000m to	1800m to	1600m to	1400m to	1200m to	1000m to	800m to	600m to	400m to	200m to	Total or	Margin
7th	3	Betterwithblin... (3)	2000m	1800m	1600m	1400m	1200m	1000m	800m	600m	400m	200m	WP	Average	
		Position in running (margin)	5(6.1)	7(5.9)	7(6.0)	7(9.5)	9(11.4)	8(6.0)	7(6.0)	6(6.6)	3(1.6)	3(2.9)	4(4.7)		5.50
		Sectional time (s)	15.65	14.77	16.33	16.06	13.98	14.46	14.58	14.60	15.33	15.40	14.71		
		Cumulative time (s)	165.87	150.22	135.45	119.12	103.06	89.08	74.62	60.04	45.44	30.11	14.71	3:14.71	
		Speed (m/s)	12.78	13.54	12.25	12.45	14.31	13.83	13.72	13.70	13.05	12.99	13.60	13.35	
		Stride length (m)	5.87	6.04	5.76	5.82	6.23	6.10	6.00	6.02	5.80	5.77	6.14	5.99	
		Stride duration (s)	0.459	0.446	0.470	0.467	0.436	0.441	0.438	0.440	0.445	0.445	0.452	0.448	
		Stride efficiency (%)	53.87	56.95	51.77	52.85	60.64	58.21	56.29	56.70	52.55	52.06	58.92	56.01	
		Stride count	34.06	33.13	34.75	34.39	32.11	32.77	33.32	33.20	34.49	34.65	32.57	434.30	

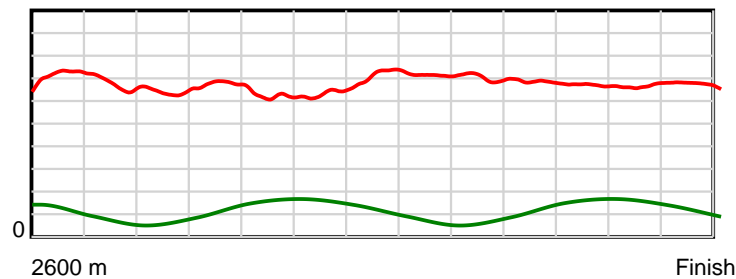
10 m Stride length



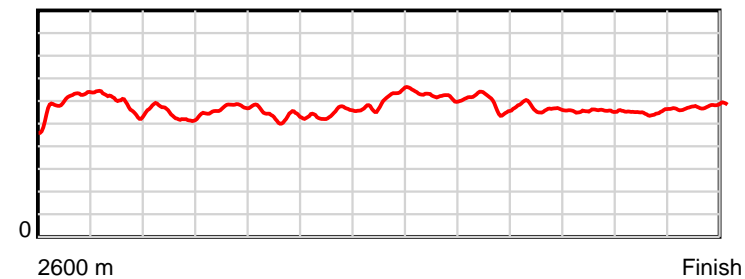
0.6 s Stride duration



20 m/sec Speed



100 % Stride efficiency



Note: Horizontal distance axis grid lines are 200m furlongs.

## Disclaimer.

HRNZ and NZMTC and Thoroughbred Ratings Pty Ltd accepts no responsibility for the completeness or accuracy of any of the information contained herein, and makes no representations about its suitability for any particular purpose. Users should make their own judgements about those matters and/or seek independent advice. You assume all risks associated with use of the data provided on this page.



# Race Results



June 30, 2023, Race 2, , Distance 2600m, Addington - Survey 3200m

Result	TAB no.	Horse (Barrier)	2600 to	2400m to
8th	10	<b>Carrera Lucia (10)</b>	<b>2400m</b>	<b>2200m</b>
		Position in running (margin)	-	9(7.6)
		Sectional time (s)	14.33	14.53
		Cumulative time (s)	194.96	180.63
		Speed (m/s)	13.96	13.76
		Stride length (m)	6.03	6.06
		Stride duration (s)	0.424	0.440
		Stride efficiency (%)	56.77	57.38
		Stride count	33.18	33.00

## Disclaimer.

HRNZ and NZMTC and Thoroughbred Ratings Pty Ltd accepts no responsibility for the completeness or accuracy of any of the information contained herein, and makes no representations about its suitability for any particular purpose. Users should make their own judgements about those matters and/or seek independent advice. You assume all risks associated with use of the data provided on this page.

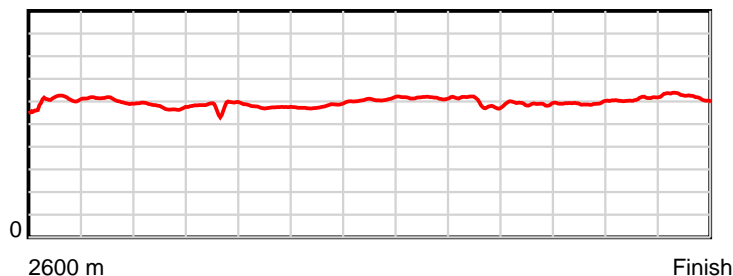


# Race Results

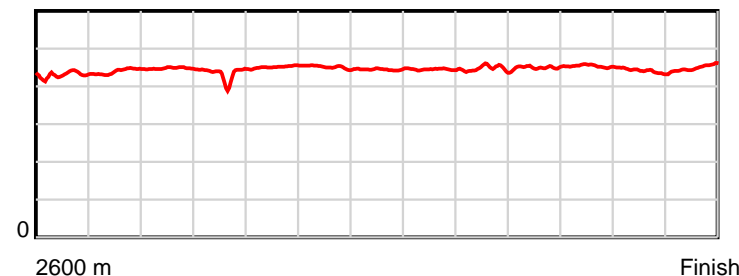
June 30, 2023, Race 2, , Distance 2600m, Addington - Survey 3200m

Result	TAB no.	Horse (Barrier)	2200m to	2000m to	1800m to	1600m to	1400m to	1200m to	1000m to	800m to	600m to	400m to	200m to	Total or	Margin
8th	10	<b>Carrera Lucia (10)</b>	<b>2000m</b>	<b>1800m</b>	<b>1600m</b>	<b>1400m</b>	<b>1200m</b>	<b>1000m</b>	<b>800m</b>	<b>600m</b>	<b>400m</b>	<b>200m</b>	<b>WP</b>	<b>Average</b>	
		Position in running (margin)	6(7.1)	6(4.9)	6(5.8)	5(6.3)	4(6.0)	6(5.1)	6(5.1)	7(7.8)	10(6.7)	11(9.0)	9(7.8)		6.90
		Sectional time (s)	15.31	14.92	15.82	15.70	14.73	14.47	14.92	15.26	15.51	14.90	14.56		
		Cumulative time (s)	166.10	150.79	135.87	120.05	104.35	89.62	75.15	60.23	44.97	29.46	14.56	3:14.96	
		Speed (m/s)	13.06	13.40	12.64	12.74	13.58	13.82	13.40	13.11	12.89	13.42	13.74	13.34	
		Stride length (m)	5.85	5.82	5.70	5.75	6.04	6.15	5.98	5.90	5.85	5.92	6.18	5.94	
		Stride duration (s)	0.448	0.434	0.451	0.451	0.445	0.445	0.446	0.450	0.453	0.441	0.450	0.445	
		Stride efficiency (%)	53.43	52.89	50.80	51.67	57.06	59.12	55.97	54.46	53.41	54.83	59.77	55.10	
		Stride count	34.20	34.38	35.08	34.78	33.10	32.52	33.42	33.88	34.21	33.77	32.34	437.86	

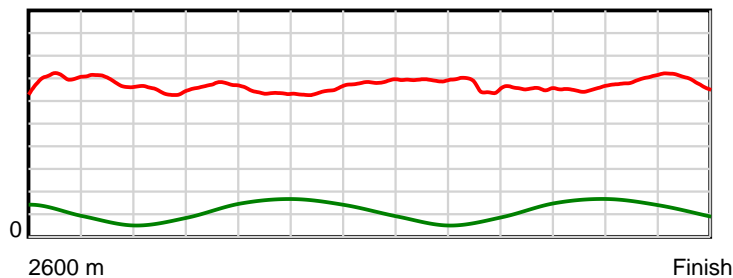
10 m Stride length



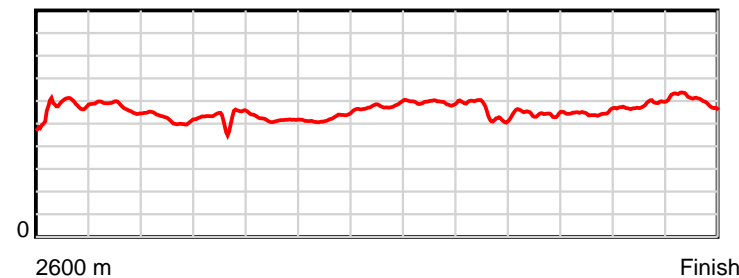
0.6 s Stride duration



20 m/sec Speed



100 % Stride efficiency



Note: Horizontal distance axis grid lines are 200m furlongs.

## Disclaimer.

HRNZ and NZMTC and Thoroughbred Ratings Pty Ltd accepts no responsibility for the completeness or accuracy of any of the information contained herein, and makes no representations about its suitability for any particular purpose. Users should make their own judgements about those matters and/or seek independent advice. You assume all risks associated with use of the data provided on this page.



# Race Results



June 30, 2023, Race 2, , Distance 2600m, Addington - Survey 3200m

Result	TAB no.	Horse (Barrier)	2600 to	2400m to
9th	9	<b>Apachofgold (9)</b>	<b>2400m</b>	<b>2200m</b>
		Position in running (margin)	-	7(5.8)
		Sectional time (s)	13.98	14.98
		Cumulative time (s)	195.75	181.77
		Speed (m/s)	14.31	13.35
		Stride length (m)	6.50	6.18
		Stride duration (s)	0.459	0.463
		Stride efficiency (%)	66.00	59.67
		Stride count	30.77	32.36

## Disclaimer.

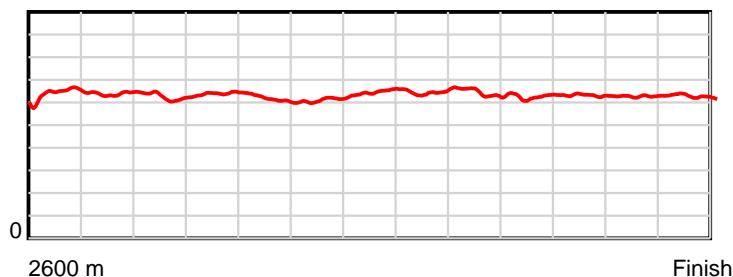
HRNZ and NZMTC and Thoroughbred Ratings Pty Ltd accepts no responsibility for the completeness or accuracy of any of the information contained herein, and makes no representations about its suitability for any particular purpose. Users should make their own judgements about those matters and/or seek independent advice. You assume all risks associated with use of the data provided on this page.

# Race Results

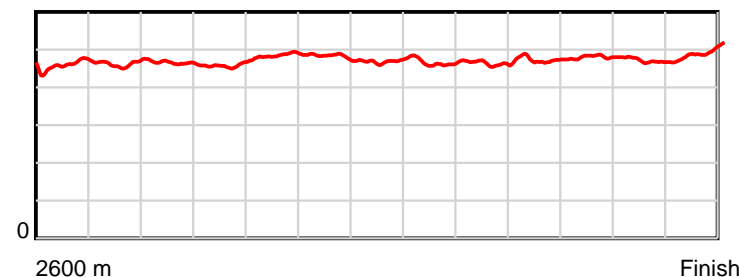
June 30, 2023, Race 2, , Distance 2600m, Addington - Survey 3200m

Result	TAB no.	Horse (Barrier)	2200m to	2000m to	1800m to	1600m to	1400m to	1200m to	1000m to	800m to	600m to	400m to	200m to	Total or	Margin
9th	9	<b>Apachofgold (9)</b>	<b>2000m</b>	<b>1800m</b>	<b>1600m</b>	<b>1400m</b>	<b>1200m</b>	<b>1000m</b>	<b>800m</b>	<b>600m</b>	<b>400m</b>	<b>200m</b>	<b>WP</b>	<b>Average</b>	
		Position in running (margin)	7(8.0)	5(4.6)	3(1.7)	3(3.7)	3(5.3)	4(3.1)	5(4.2)	4(5.5)	6(3.3)	6(5.2)	6(5.4)		11.30
		Sectional time (s)	15.11	14.29	16.08	16.01	14.52	14.65	14.68	15.07	15.44	15.15	15.79		
		Cumulative time (s)	166.79	151.68	137.39	121.31	105.30	90.78	76.13	61.45	46.38	30.94	15.79	3:15.75	
		Speed (m/s)	13.24	14.00	12.44	12.49	13.77	13.65	13.62	13.27	12.95	13.20	12.67	13.28	
		Stride length (m)	6.16	6.41	6.04	6.02	6.47	6.35	6.33	6.28	6.22	6.21	6.27	6.26	
		Stride duration (s)	0.465	0.458	0.485	0.482	0.470	0.465	0.465	0.473	0.480	0.470	0.495	0.471	
		Stride efficiency (%)	59.31	64.26	56.96	56.71	65.49	62.98	62.61	61.60	60.51	60.27	61.38	61.28	
		Stride count	32.46	31.19	33.13	33.20	30.89	31.50	31.60	31.85	32.14	32.20	31.91	415.20	

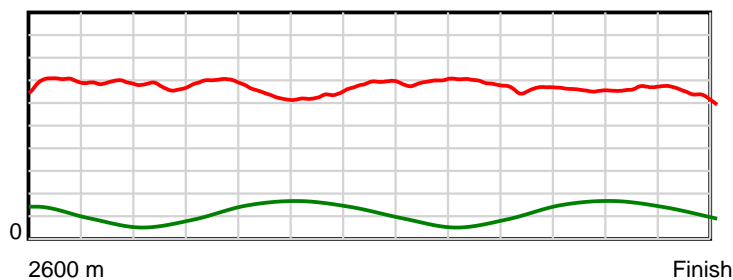
10 m Stride length



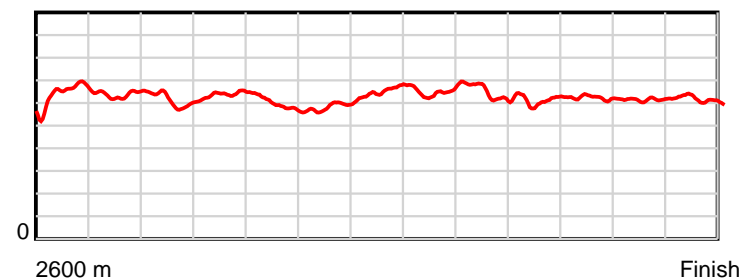
0.6 s Stride duration



20 m/sec Speed



100 % Stride efficiency



Note: Horizontal distance axis grid lines are 200m furlongs.

## Disclaimer.

HRNZ and NZMTC and Thoroughbred Ratings Pty Ltd accepts no responsibility for the completeness or accuracy of any of the information contained herein, and makes no representations about its suitability for any particular purpose. Users should make their own judgements about those matters and/or seek independent advice. You assume all risks associated with use of the data provided on this page.



# Race Results



June 30, 2023, Race 2, , Distance 2600m, Addington - Survey 3200m

Result	TAB no.	Horse (Barrier)	2600 to	2400m to
10th	1	Jaccka Opa (1)	2400m	2200m
		Position in running (margin)	-	6(5.5)
		Sectional time (s)	14.03	15.11
		Cumulative time (s)	197.48	183.45
		Speed (m/s)	14.26	13.24
		Stride length (m)	6.31	6.27
		Stride duration (s)	0.443	0.474
		Stride efficiency (%)	62.30	61.51
		Stride count	31.68	31.88

## Disclaimer.

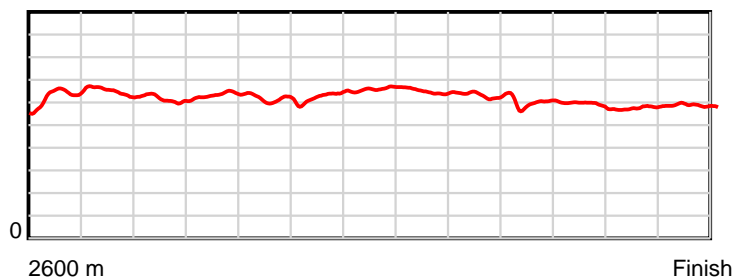
HRNZ and NZMTC and Thoroughbred Ratings Pty Ltd accepts no responsibility for the completeness or accuracy of any of the information contained herein, and makes no representations about its suitability for any particular purpose. Users should make their own judgements about those matters and/or seek independent advice. You assume all risks associated with use of the data provided on this page.

# Race Results

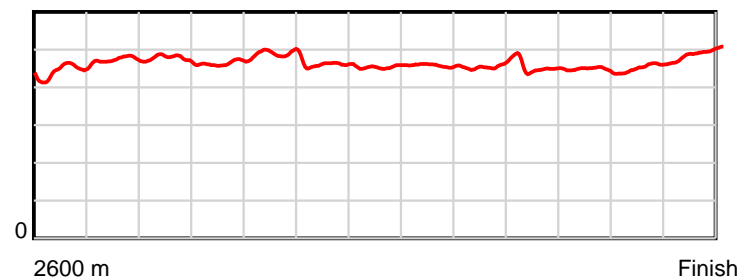
June 30, 2023, Race 2, , Distance 2600m, Addington - Survey 3200m

Result	TAB no.	Horse (Barrier)	2200m to	2000m to	1800m to	1600m to	1400m to	1200m to	1000m to	800m to	600m to	400m to	200m to	Total or	Margin
10th	1	Jaccka Opa (1)	2000m	1800m	1600m	1400m	1200m	1000m	800m	600m	400m	200m	WP	Average	
		Position in running (margin)	8(8.5)	8(8.3)	8(8.1)	8(11.8)	6(8.5)	2(2.2)	3(2.6)	3(3.4)	2(1.6)	4(3.9)	11(9.4)		20.90
		Sectional time (s)	15.65	14.73	16.36	15.19	13.84	14.54	14.60	15.13	15.50	16.03	16.77		
		Cumulative time (s)	168.34	152.69	137.96	121.60	106.41	92.57	78.03	63.43	48.30	32.80	16.77	3:17.48	
		Speed (m/s)	12.78	13.58	12.22	13.17	14.45	13.76	13.70	13.22	12.90	12.48	11.93	13.17	
		Stride length (m)	6.10	6.30	5.99	6.04	6.56	6.30	6.27	5.95	5.76	5.68	5.88	6.10	
		Stride duration (s)	0.477	0.464	0.490	0.459	0.454	0.458	0.458	0.450	0.446	0.456	0.493	0.463	
		Stride efficiency (%)	58.14	62.06	56.12	57.07	67.15	62.03	61.53	55.40	51.82	50.48	53.96	58.15	
		Stride count	32.79	31.74	33.37	33.09	30.51	31.75	31.87	33.59	34.73	35.19	34.03	426.22	

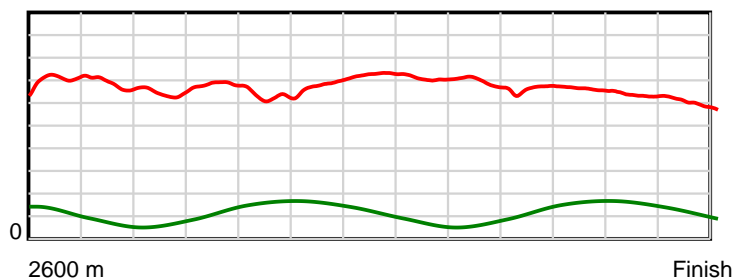
10 m Stride length



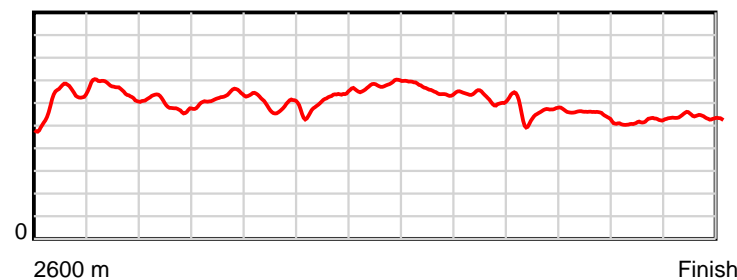
0.6 s Stride duration



20 m/sec Speed



100 % Stride efficiency



Note: Horizontal distance axis grid lines are 200m furlongs.

## Disclaimer.

HRNZ and NZMTC and Thoroughbred Ratings Pty Ltd accepts no responsibility for the completeness or accuracy of any of the information contained herein, and makes no representations about its suitability for any particular purpose. Users should make their own judgements about those matters and/or seek independent advice. You assume all risks associated with use of the data provided on this page.



# Race Results



June 30, 2023, Race 2, , Distance 2600m, Addington - Survey 3200m

Result	TAB no.	Horse (Barrier)	2600 to	2400m to
11th	2	Phone Tap (2)	2400m	2200m
		Position in running (margin)	-	4(1.5)
		Sectional time (s)	13.10	14.63
		Cumulative time (s)	197.74	184.64
		Speed (m/s)	15.27	13.67
		Stride length (m)	5.86	5.82
		Stride duration (s)	0.393	0.426
		Stride efficiency (%)	53.62	52.90
		Stride count	34.14	34.37

## Disclaimer.

HRNZ and NZMTC and Thoroughbred Ratings Pty Ltd accepts no responsibility for the completeness or accuracy of any of the information contained herein, and makes no representations about its suitability for any particular purpose. Users should make their own judgements about those matters and/or seek independent advice. You assume all risks associated with use of the data provided on this page.

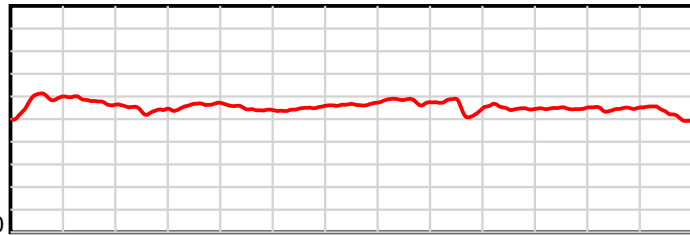
# Race Results

June 30, 2023, Race 2, , Distance 2600m, Addington - Survey 3200m

Result	TAB no.	Horse (Barrier)	2200m to	2000m to	1800m to	1600m to	1400m to	1200m to	1000m to	800m to	600m to	400m to	200m to	Total or	Margin
11th	2	Phone Tap (2)	2000m	1800m	1600m	1400m	1200m	1000m	800m	600m	400m	200m	WP	Average	
		Position in running (margin)	2(1.7)	2(1.8)	2(1.7)	2(2.0)	2(2.5)	3(2.5)	4(2.7)	5(5.5)	7(4.8)	8(7.0)	10(8.9)		22.30
		Sectional time (s)	15.70	14.74	15.80	15.82	14.89	14.49	14.94	15.32	15.49	15.41	17.41		
		Cumulative time (s)	170.01	154.31	139.57	123.77	107.95	93.06	78.57	63.63	48.31	32.82	17.41	3:17.74	
		Speed (m/s)	12.74	13.57	12.66	12.64	13.43	13.80	13.39	13.05	12.91	12.98	11.49	13.15	
		Stride length (m)	5.48	5.64	5.47	5.43	5.66	5.78	5.53	5.50	5.47	5.44	5.16	5.55	
		Stride duration (s)	0.430	0.416	0.432	0.429	0.421	0.419	0.413	0.421	0.424	0.419	0.449	0.422	
		Stride efficiency (%)	46.89	49.67	46.79	46.04	50.02	52.16	47.80	47.23	46.76	46.24	41.54	48.12	
		Stride count	36.51	35.48	36.55	36.85	35.35	34.62	36.16	36.38	36.56	36.77	38.79	468.53	

10 m

Stride length

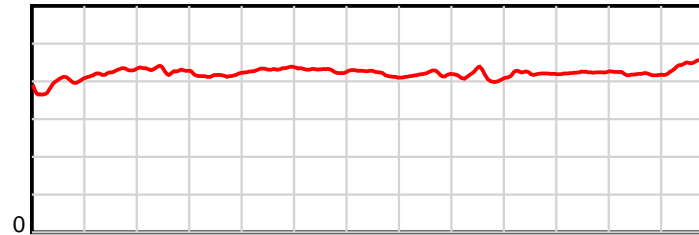


2600 m

Finish

0.6 s

Stride duration

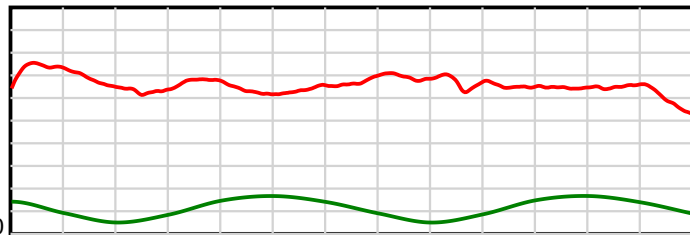


2600 m

Finish

20 m/sec

Speed

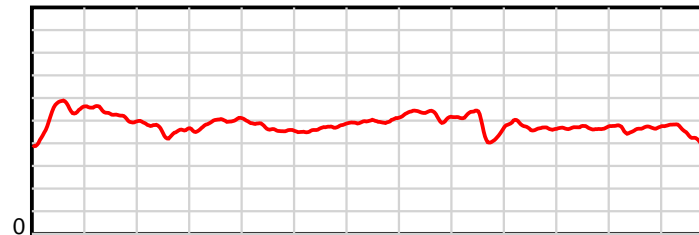


2600 m

Finish

100 %

Stride efficiency



2600 m

Finish

Note: Horizontal distance axis grid lines are 200m furlongs.

**Disclaimer.**

HRNZ and NZMTC and Thoroughbred Ratings Pty Ltd accepts no responsibility for the completeness or accuracy of any of the information contained herein, and makes no representations about its suitability for any particular purpose. Users should make their own judgements about those matters and/or seek independent advice. You assume all risks associated with use of the data provided on this page.