



Race Results

NZ Metropolitan Trotting Club Inc, HRNZ, June 30, 2023

Compilation date: June 30, 2023, 6:55:19 PM (NZST)

Copyright © 2023 HRNZ and NZMTC. All rights reserved.

Trademarks.

StrideMASTER is a registered trademark of Thoroughbred Ratings Pty Ltd.

Disclaimer.

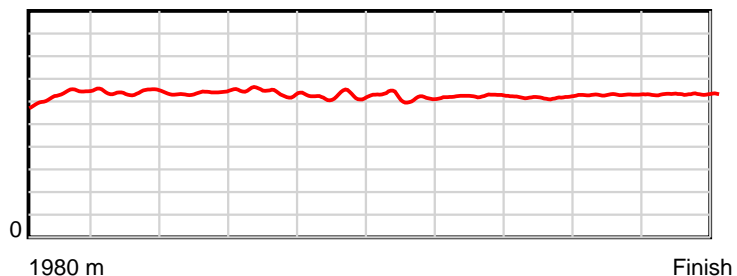
HRNZ and NZMTC and Thoroughbred Ratings Pty Ltd accepts no responsibility for the completeness or accuracy of any of the information contained herein, and makes no representations about its suitability for any particular purpose. Users should make their own judgements about those matters and/or seek independent advice. You assume all risks associated with use of the data provided on this page.

Race Results

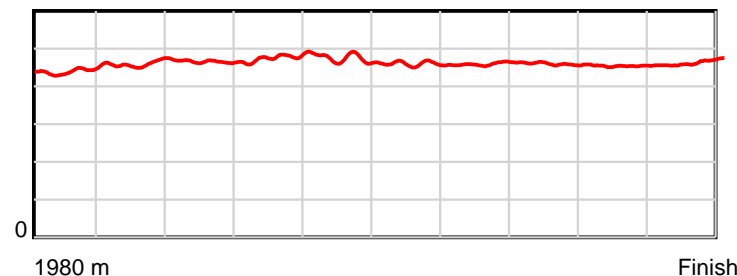
June 30, 2023, Race 4, WOODLANDS STUD- SUPPORTING OUR FUTURE MOBILE PACE, Distance 1980m, Addington - Survey 1980m

Result	TAB no.	Horse (Barrier)	1980 to	1800m to	1600m to	1400m to	1200m to	1000m to	800m to	600m to	400m to	200m to	Total or	Margin
1st	2	Palatable (2)	1800m	1600m	1400m	1200m	1000m	800m	600m	400m	200m	WP	Average	
		Position in running (margin)	-	6(3.3)	5(4.0)	6(4.5)	7(4.6)	7(5.7)	5(2.9)	3(1.3)	4(2.0)	3(1.2)		0.00
		Sectional time (s)	12.69	14.51	14.97	14.86	15.56	15.03	14.69	15.23	14.97	14.70		
		Cumulative time (s)	147.21	134.52	120.01	105.04	90.18	74.62	59.59	44.90	29.67	14.70	2:27.21	
		Speed (m/s)	14.19	13.78	13.36	13.46	12.85	13.31	13.61	13.13	13.36	13.61	13.45	
		Stride length (m)	6.30	6.35	6.22	6.41	6.08	6.11	6.25	6.03	6.07	6.30	6.21	
		Stride duration (s)	0.440	0.461	0.465	0.476	0.473	0.460	0.459	0.459	0.454	0.463	0.462	
		Stride efficiency (%)	62.04	63.03	60.41	64.12	57.83	58.42	61.12	56.84	57.51	62.02	60.24	
		Stride count	28.57	31.49	32.17	31.22	32.88	32.71	31.98	33.16	32.97	31.75	318.90	

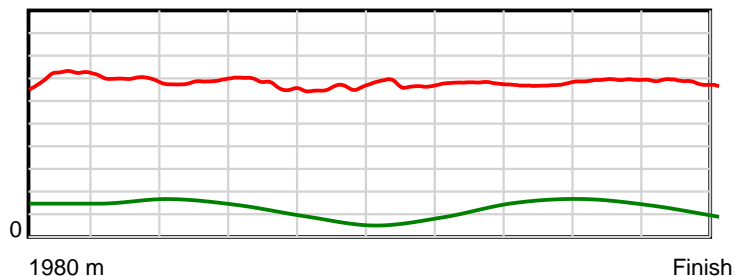
10 m Stride length



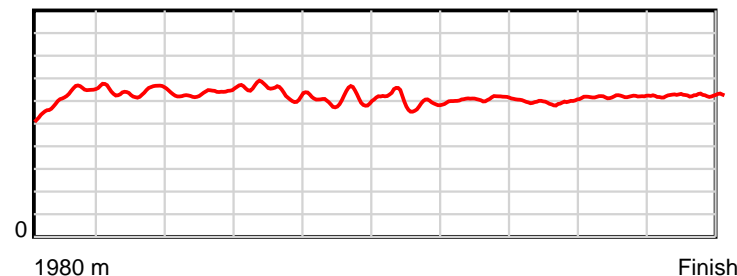
0.6 s Stride duration



20 m/sec Speed



100 % Stride efficiency



Note: Horizontal distance axis grid lines are 200m furlongs.

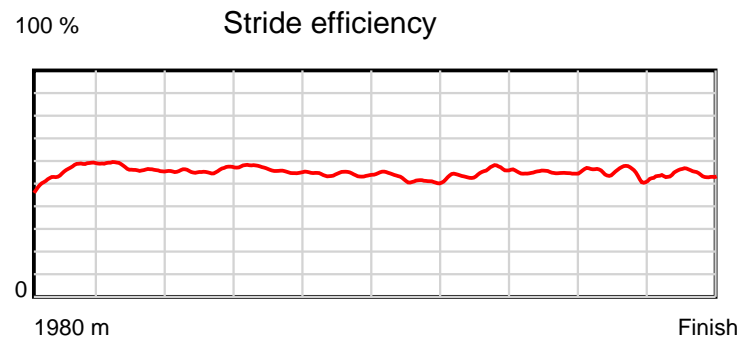
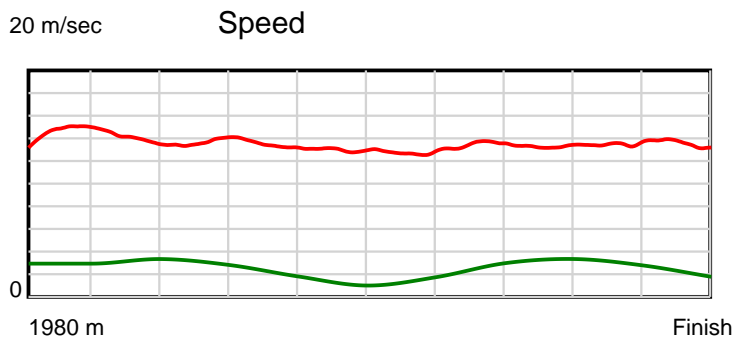
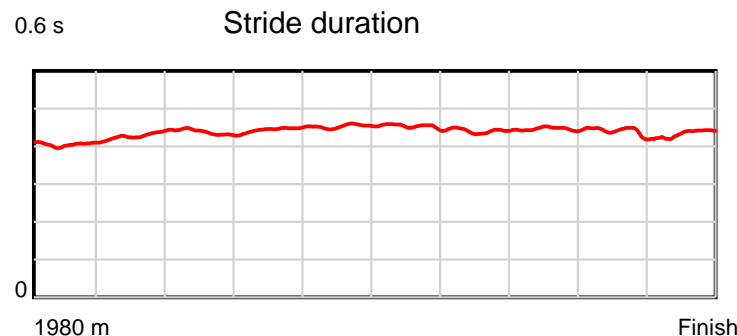
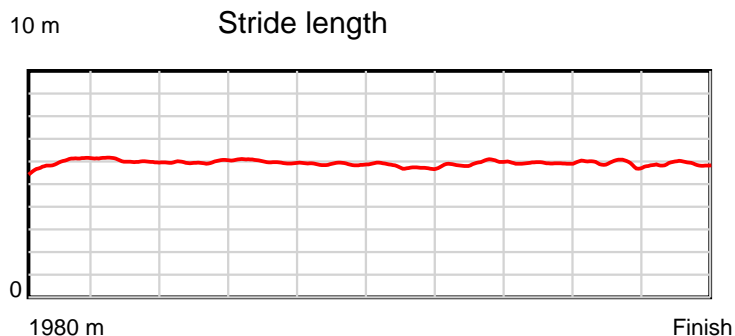
Disclaimer.

HRNZ and NZMTC and Thoroughbred Ratings Pty Ltd accepts no responsibility for the completeness or accuracy of any of the information contained herein, and makes no representations about its suitability for any particular purpose. Users should make their own judgements about those matters and/or seek independent advice. You assume all risks associated with use of the data provided on this page.

Race Results

June 30, 2023, Race 4, WOODLANDS STUD- SUPPORTING OUR FUTURE MOBILE PACE, Distance 1980m, Addington - Survey 1980m

Result	TAB no.	Horse (Barrier)	1980 to	1800m to	1600m to	1400m to	1200m to	1000m to	800m to	600m to	400m to	200m to	Total or	Margin
2nd	10	Vatican Green (10)	1800m	1600m	1400m	1200m	1000m	800m	600m	400m	200m	WP	Average	
		Position in running (margin)	-	5(3.1)	2(2.3)	3(1.8)	4(1.7)	3(2.1)	4(2.3)	4(2.2)	3(1.8)	4(1.2)		0.05
		Sectional time (s)	12.54	14.26	14.80	14.84	15.43	15.55	14.94	15.03	15.02	14.85		
		Cumulative time (s)	147.26	134.72	120.46	105.66	90.82	75.39	59.84	44.90	29.87	14.85	2:27.26	
		Speed (m/s)	14.36	14.03	13.51	13.48	12.96	12.86	13.39	13.31	13.32	13.47	13.45	
		Stride length (m)	5.98	6.01	5.91	6.00	5.87	5.83	5.91	5.93	5.85	5.85	5.91	
		Stride duration (s)	0.405	0.428	0.437	0.445	0.453	0.453	0.441	0.446	0.439	0.435	0.440	
		Stride efficiency (%)	55.81	56.36	54.62	56.24	53.85	53.09	54.58	54.93	53.49	53.57	54.63	
		Stride count	30.12	33.30	33.83	33.34	34.07	34.31	33.84	33.73	34.18	34.16	334.88	



Note: Horizontal distance axis grid lines are 200m furlongs.

Disclaimer.

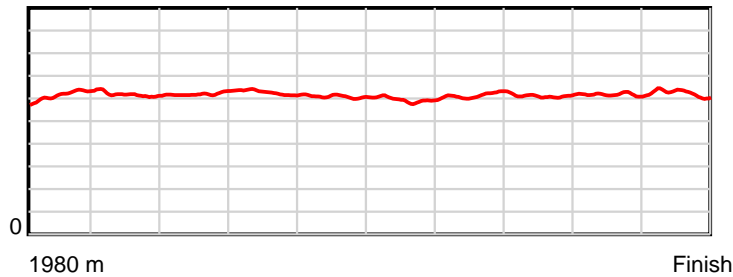
HRNZ and NZMTC and Thoroughbred Ratings Pty Ltd accepts no responsibility for the completeness or accuracy of any of the information contained herein, and makes no representations about its suitability for any particular purpose. Users should make their own judgements about those matters and/or seek independent advice. You assume all risks associated with use of the data provided on this page.

Race Results

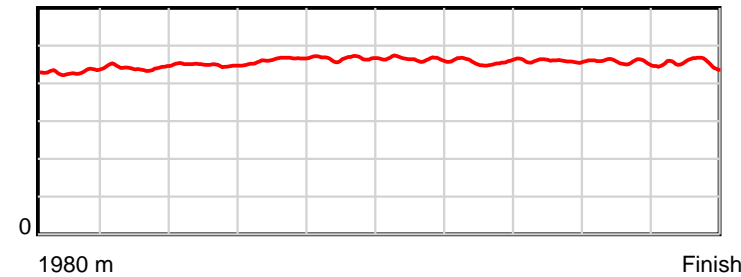
June 30, 2023, Race 4, WOODLANDS STUD- SUPPORTING OUR FUTURE MOBILE PACE, Distance 1980m, Addington - Survey 1980m

Result	TAB no.	Horse (Barrier)	1980 to	1800m to	1600m to	1400m to	1200m to	1000m to	800m to	600m to	400m to	200m to	Total or	Margin
3rd	11	Kowhai Nugget (11)	1800m	1600m	1400m	1200m	1000m	800m	600m	400m	200m	WP	Average	
		Position in running (margin)	-	8(5.2)	6(4.7)	5(3.6)	6(3.5)	5(3.8)	6(3.7)	7(3.8)	6(3.5)	5(2.7)		0.80
		Sectional time (s)	12.96	14.30	14.70	14.84	15.42	15.49	14.97	15.05	14.98	14.65		
		Cumulative time (s)	147.36	134.40	120.10	105.40	90.56	75.14	59.65	44.68	29.63	14.65	2:27.36	
		Speed (m/s)	13.89	13.99	13.61	13.48	12.97	12.91	13.36	13.29	13.35	13.65	13.44	
		Stride length (m)	6.17	6.18	6.11	6.23	6.05	5.99	6.11	6.10	6.10	6.19	6.12	
		Stride duration (s)	0.430	0.441	0.449	0.463	0.466	0.464	0.457	0.459	0.457	0.453	0.456	
		Stride efficiency (%)	59.44	59.60	58.29	60.70	57.18	56.10	58.31	58.22	58.21	59.78	58.55	
		Stride count	29.19	32.39	32.75	32.09	33.06	33.38	32.74	32.77	32.77	32.34	323.48	

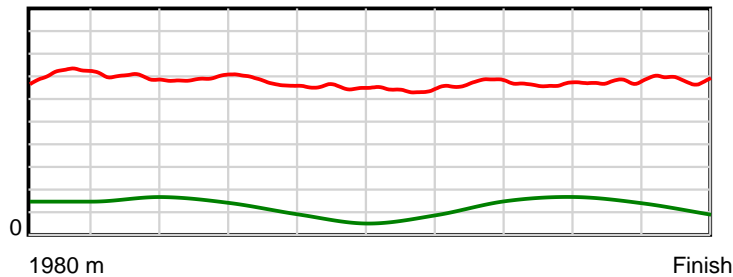
10 m Stride length



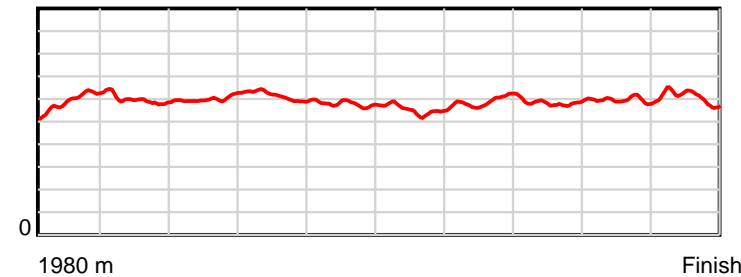
0.6 s Stride duration



20 m/sec Speed



100 % Stride efficiency



Note: Horizontal distance axis grid lines are 200m furlongs.

Disclaimer.

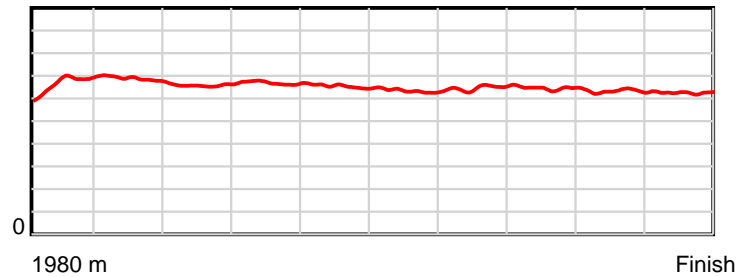
HRNZ and NZMTC and Thoroughbred Ratings Pty Ltd accepts no responsibility for the completeness or accuracy of any of the information contained herein, and makes no representations about its suitability for any particular purpose. Users should make their own judgements about those matters and/or seek independent advice. You assume all risks associated with use of the data provided on this page.

Race Results

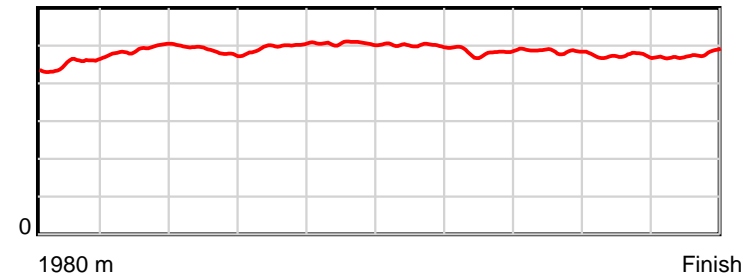
June 30, 2023, Race 4, WOODLANDS STUD- SUPPORTING OUR FUTURE MOBILE PACE, Distance 1980m, Addington - Survey 1980m

Result	TAB no.	Horse (Barrier)	1980 to	1800m to	1600m to	1400m to	1200m to	1000m to	800m to	600m to	400m to	200m to	Total or	Margin
4th	1	Victor Lustig (1)	1800m	1600m	1400m	1200m	1000m	800m	600m	400m	200m	WP	Average	
		Position in running (margin)	-	1(0.0)	1(0.0)	1(0.0)	1(0.0)	1(0.0)	1(0.0)	1(0.0)	1(0.0)	1(0.0)		1.50
		Sectional time (s)	12.18	14.39	14.88	14.85	15.37	15.51	14.95	15.11	15.11	15.14		
		Cumulative time (s)	147.49	135.31	120.92	106.04	91.19	75.82	60.31	45.36	30.25	15.14	2:27.49	
		Speed (m/s)	14.78	13.90	13.44	13.47	13.01	12.89	13.38	13.24	13.24	13.21	13.42	
		Stride length (m)	6.74	6.83	6.54	6.70	6.58	6.46	6.47	6.43	6.26	6.29	6.52	
		Stride duration (s)	0.452	0.491	0.487	0.498	0.506	0.501	0.483	0.486	0.473	0.476	0.486	
		Stride efficiency (%)	70.89	72.80	66.93	70.22	67.62	65.12	65.38	64.51	61.17	61.79	66.46	
		Stride count	26.73	29.30	30.56	29.83	30.40	30.98	30.92	31.13	31.97	31.80	303.62	

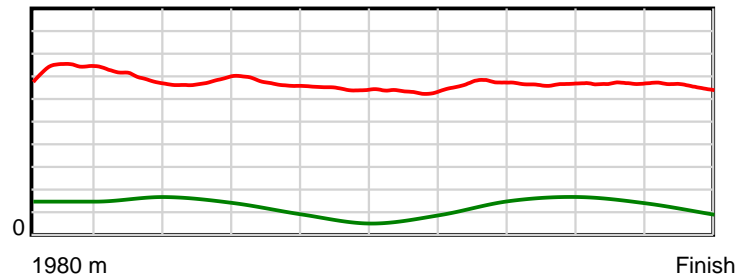
10 m Stride length



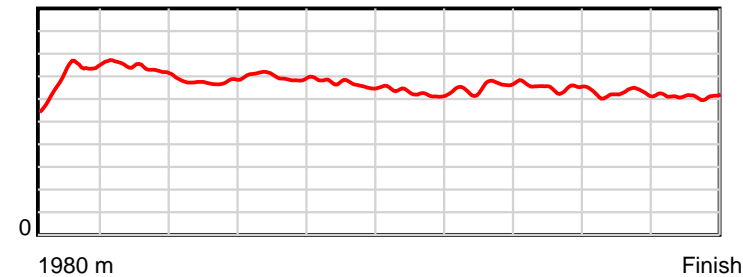
0.6 s Stride duration



20 m/sec Speed



100 % Stride efficiency



Note: Horizontal distance axis grid lines are 200m furlongs.

Disclaimer.

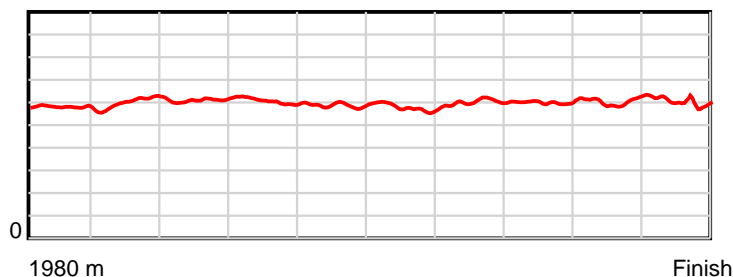
HRNZ and NZMTC and Thoroughbred Ratings Pty Ltd accepts no responsibility for the completeness or accuracy of any of the information contained herein, and makes no representations about its suitability for any particular purpose. Users should make their own judgements about those matters and/or seek independent advice. You assume all risks associated with use of the data provided on this page.

Race Results

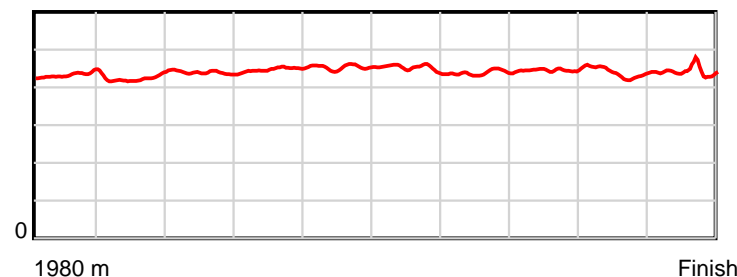
June 30, 2023, Race 4, WOODLANDS STUD- SUPPORTING OUR FUTURE MOBILE PACE, Distance 1980m, Addington - Survey 1980m

Result	TAB no.	Horse (Barrier)	1980 to	1800m to	1600m to	1400m to	1200m to	1000m to	800m to	600m to	400m to	200m to	Total or	Margin
5th	8	Louie Vista (8)	1800m	1600m	1400m	1200m	1000m	800m	600m	400m	200m	WP	Average	
		Position in running (margin)	-	12(8.8)	9(7.5)	7(5.4)	8(5.2)	8(6.0)	8(6.2)	8(4.4)	8(4.1)	7(2.9)		1.80
		Sectional time (s)	13.56	14.18	14.54	14.83	15.50	15.55	14.65	15.05	14.91	14.77		
		Cumulative time (s)	147.54	133.98	119.80	105.26	90.43	74.93	59.38	44.73	29.68	14.77	2:27.54	
		Speed (m/s)	13.28	14.10	13.76	13.49	12.90	12.86	13.65	13.29	13.41	13.54	13.42	
		Stride length (m)	5.80	5.98	6.04	6.04	5.85	5.81	5.98	5.92	5.89	5.94	5.93	
		Stride duration (s)	0.434	0.424	0.439	0.448	0.454	0.452	0.438	0.446	0.439	0.439	0.442	
		Stride efficiency (%)	52.60	55.82	57.03	56.96	53.53	52.73	55.94	54.76	54.20	55.22	54.87	
		Stride count	31.03	33.46	33.11	33.13	34.17	34.43	33.43	33.78	33.96	33.64	334.14	

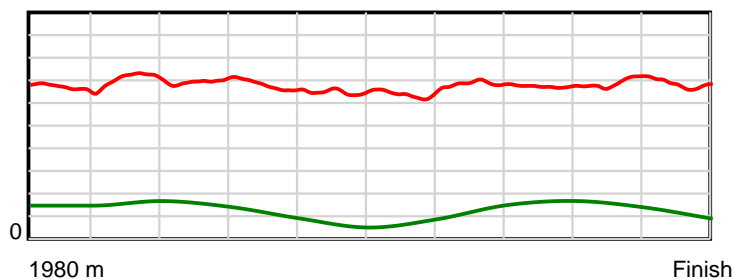
10 m Stride length



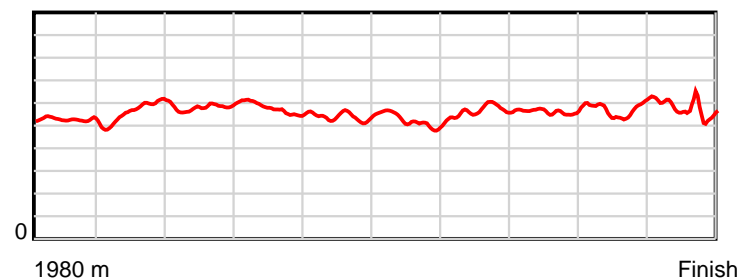
0.6 s Stride duration



20 m/sec Speed



100 % Stride efficiency



Note: Horizontal distance axis grid lines are 200m furlongs.

Disclaimer.

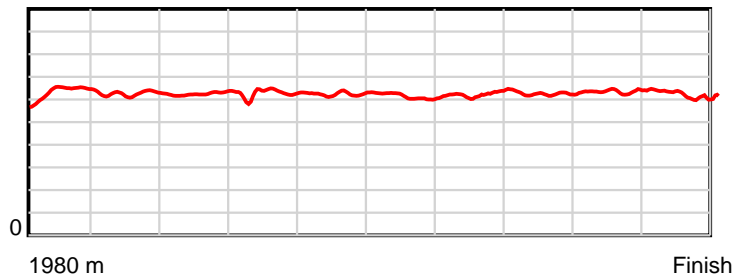
HRNZ and NZMTC and Thoroughbred Ratings Pty Ltd accepts no responsibility for the completeness or accuracy of any of the information contained herein, and makes no representations about its suitability for any particular purpose. Users should make their own judgements about those matters and/or seek independent advice. You assume all risks associated with use of the data provided on this page.

Race Results

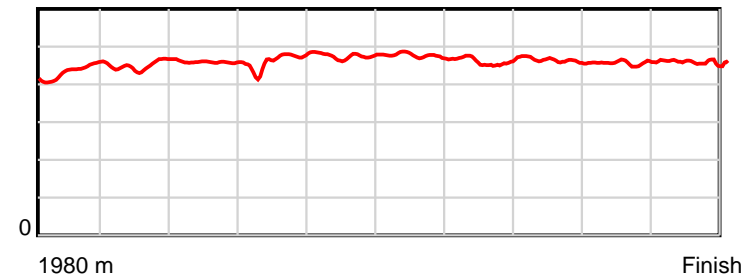
June 30, 2023, Race 4, WOODLANDS STUD- SUPPORTING OUR FUTURE MOBILE PACE, Distance 1980m, Addington - Survey 1980m

Result	TAB no.	Horse (Barrier)	1980 to	1800m to	1600m to	1400m to	1200m to	1000m to	800m to	600m to	400m to	200m to	Total or	Margin
6th	3	Aleks Kristina (3)	1800m	1600m	1400m	1200m	1000m	800m	600m	400m	200m	WP	Average	
		Position in running (margin)	-	2(1.1)	3(2.5)	4(2.8)	5(2.8)	6(4.4)	7(4.5)	6(3.5)	7(3.8)	6(2.7)		2.20
		Sectional time (s)	12.22	14.62	14.94	14.84	15.64	15.54	14.78	15.16	14.93	14.94		
		Cumulative time (s)	147.61	135.39	120.77	105.83	90.99	75.35	59.81	45.03	29.87	14.94	2:27.61	
		Speed (m/s)	14.73	13.68	13.39	13.48	12.79	12.87	13.53	13.19	13.40	13.39	13.41	
		Stride length (m)	6.38	6.16	6.14	6.23	6.08	6.12	6.22	6.11	6.12	6.03	6.16	
		Stride duration (s)	0.436	0.451	0.459	0.462	0.475	0.476	0.460	0.463	0.457	0.451	0.459	
		Stride efficiency (%)	63.52	59.38	58.99	60.57	57.67	58.55	60.51	58.28	58.52	56.85	59.20	
		Stride count	28.23	32.45	32.55	32.13	32.92	32.67	32.14	32.75	32.68	33.16	321.68	

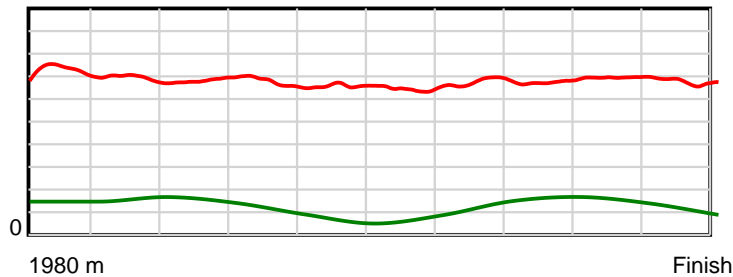
10 m Stride length



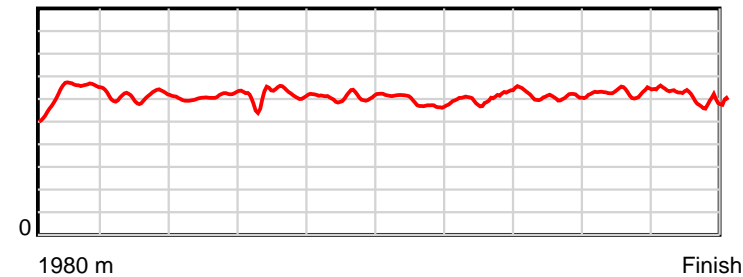
0.6 s Stride duration



20 m/sec Speed



100 % Stride efficiency



Note: Horizontal distance axis grid lines are 200m furlongs.

Disclaimer.

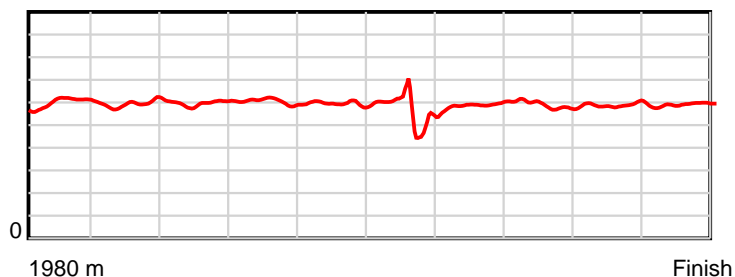
HRNZ and NZMTC and Thoroughbred Ratings Pty Ltd accepts no responsibility for the completeness or accuracy of any of the information contained herein, and makes no representations about its suitability for any particular purpose. Users should make their own judgements about those matters and/or seek independent advice. You assume all risks associated with use of the data provided on this page.

Race Results

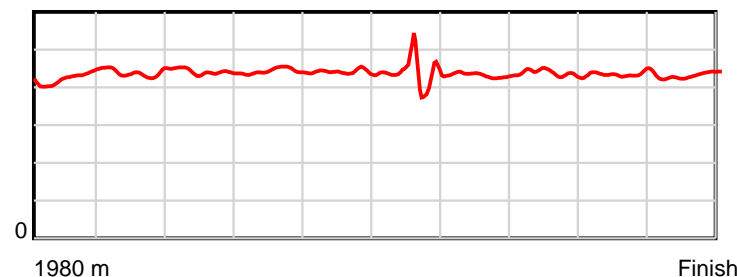
June 30, 2023, Race 4, WOODLANDS STUD- SUPPORTING OUR FUTURE MOBILE PACE, Distance 1980m, Addington - Survey 1980m

Result	TAB no.	Horse (Barrier)	1980 to	1800m to	1600m to	1400m to	1200m to	1000m to	800m to	600m to	400m to	200m to	Total or	Margin
7th	6	The Finisher (6)	1800m	1600m	1400m	1200m	1000m	800m	600m	400m	200m	WP	Average	
		Position in running (margin)	-	7(3.7)	10(8.0)	10(9.5)	10(8.6)	9(7.7)	10(8.6)	10(6.6)	10(6.0)	10(5.0)		3.00
		Sectional time (s)	12.67	15.10	15.14	14.69	15.23	15.66	14.62	15.01	14.94	14.69		
		Cumulative time (s)	147.75	135.08	119.98	104.84	90.15	74.92	59.26	44.64	29.63	14.69	2:27.75	
		Speed (m/s)	14.21	13.25	13.21	13.61	13.13	12.77	13.68	13.32	13.39	13.61	13.40	
		Stride length (m)	6.02	5.81	5.83	6.03	5.79	5.51	5.91	5.83	5.83	5.88	5.84	
		Stride duration (s)	0.424	0.439	0.442	0.443	0.441	0.431	0.432	0.438	0.435	0.432	0.436	
		Stride efficiency (%)	56.67	52.83	53.14	56.78	52.45	47.44	54.63	53.18	53.11	54.05	53.30	
		Stride count	29.89	34.40	34.30	33.18	34.52	36.30	33.83	34.28	34.31	34.01	339.02	

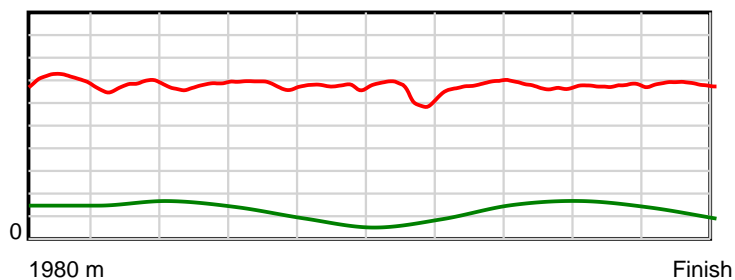
10 m Stride length



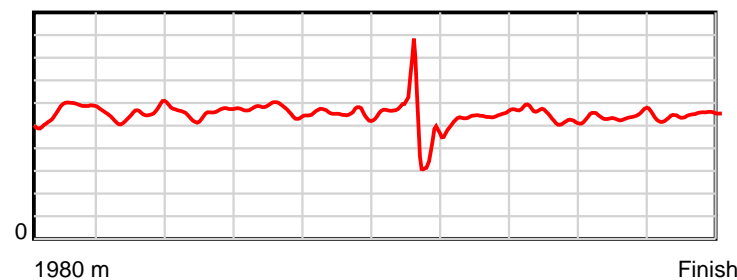
0.6 s Stride duration



20 m/sec Speed



100 % Stride efficiency



Note: Horizontal distance axis grid lines are 200m furlongs.

Disclaimer.

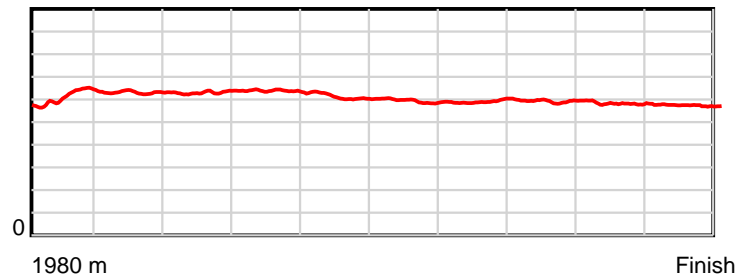
HRNZ and NZMTC and Thoroughbred Ratings Pty Ltd accepts no responsibility for the completeness or accuracy of any of the information contained herein, and makes no representations about its suitability for any particular purpose. Users should make their own judgements about those matters and/or seek independent advice. You assume all risks associated with use of the data provided on this page.

Race Results

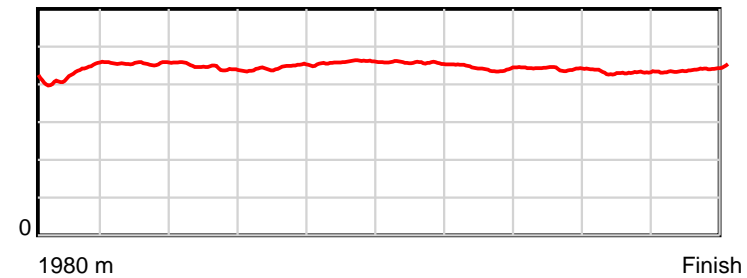
June 30, 2023, Race 4, WOODLANDS STUD- SUPPORTING OUR FUTURE MOBILE PACE, Distance 1980m, Addington - Survey 1980m

Result	TAB no.	Horse (Barrier)	1980 to	1800m to	1600m to	1400m to	1200m to	1000m to	800m to	600m to	400m to	200m to	Total or	Margin
8th	5	Elephantinther... (5)	1800m	1600m	1400m	1200m	1000m	800m	600m	400m	200m	WP	Average	
		Position in running (margin)	-	4(2.8)	7(6.1)	8(5.4)	2(0.1)	2(0.8)	2(0.6)	2(0.8)	2(1.0)			3.60
		Sectional time (s)	12.48	14.94	14.77	13.97	15.49	15.48	14.94	15.15	15.15	15.48		
		Cumulative time (s)	147.85	135.37	120.43	105.66	91.69	76.20	60.72	45.78	30.63	15.48	2:27.85	
		Speed (m/s)	14.42	13.39	13.54	14.32	12.91	12.92	13.39	13.20	13.20	12.92	13.39	
		Stride length (m)	6.11	6.10	6.02	6.38	5.93	5.90	5.92	5.81	5.69	5.70	5.95	
		Stride duration (s)	0.427	0.456	0.445	0.445	0.459	0.457	0.442	0.440	0.431	0.441	0.444	
		Stride efficiency (%)	58.36	58.17	56.60	63.51	54.97	54.40	54.84	52.73	50.56	50.70	55.28	
		Stride count	29.45	32.78	33.23	31.37	33.72	33.90	33.76	34.43	35.16	35.11	332.91	

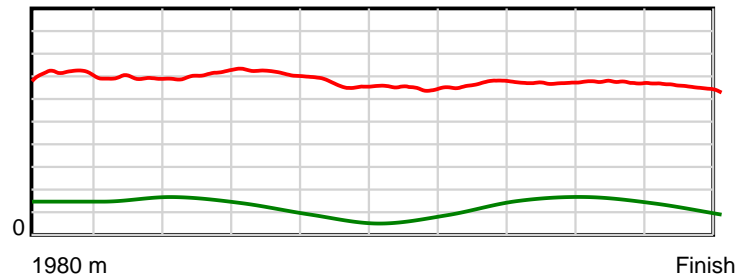
10 m Stride length



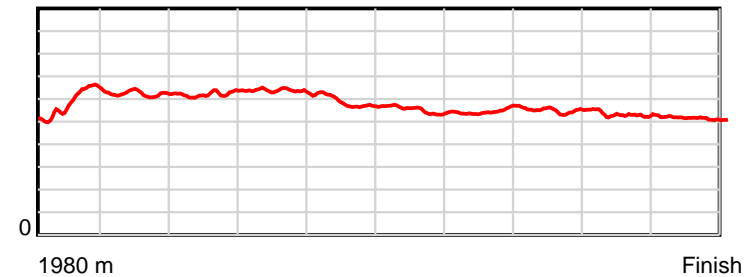
0.6 s Stride duration



20 m/sec Speed



100 % Stride efficiency



Note: Horizontal distance axis grid lines are 200m furlongs.

Disclaimer.

HRNZ and NZMTC and Thoroughbred Ratings Pty Ltd accepts no responsibility for the completeness or accuracy of any of the information contained herein, and makes no representations about its suitability for any particular purpose. Users should make their own judgements about those matters and/or seek independent advice. You assume all risks associated with use of the data provided on this page.



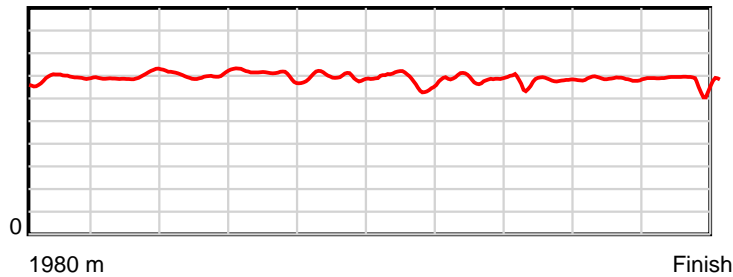
Race Results



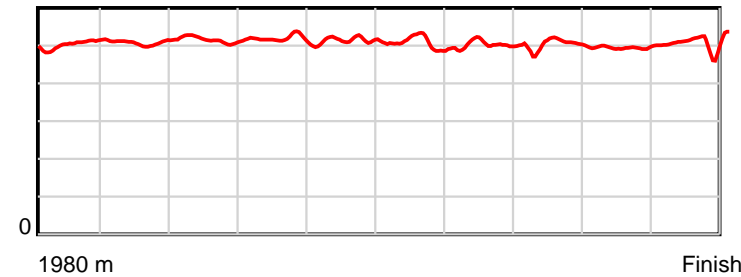
June 30, 2023, Race 4, WOODLANDS STUD- SUPPORTING OUR FUTURE MOBILE PACE, Distance 1980m, Addington - Survey 1980m

Result	TAB no.	Horse (Barrier)	1980 to	1800m to	1600m to	1400m to	1200m to	1000m to	800m to	600m to	400m to	200m to	Total or	Margin
9th	7	Ultimatum (7)	1800m	1600m	1400m	1200m	1000m	800m	600m	400m	200m	WP	Average	
		Position in running (margin)	-	10(6.7)	11(9.8)	11(11.1)	11(10.3)	10(9.8)	9(7.4)	9(5.0)	9(5.8)	9(4.8)		5.40
		Sectional time (s)	13.12	14.91	15.10	14.72	15.28	15.11	14.56	15.24	14.94	15.21		
		Cumulative time (s)	148.19	135.07	120.16	105.06	90.34	75.06	59.95	45.39	30.15	15.21	2:28.19	
		Speed (m/s)	13.72	13.41	13.25	13.59	13.09	13.24	13.74	13.12	13.39	13.15	13.36	
		Stride length (m)	6.90	6.81	6.82	7.03	6.73	6.70	6.90	6.52	6.63	6.69	6.77	
		Stride duration (s)	0.504	0.507	0.515	0.517	0.514	0.506	0.502	0.497	0.496	0.509	0.507	
		Stride efficiency (%)	74.46	72.40	72.77	77.22	70.74	70.11	74.30	66.47	68.73	70.03	71.60	
		Stride count	26.08	29.38	29.31	28.45	29.72	29.86	29.00	30.67	30.16	29.88	292.51	

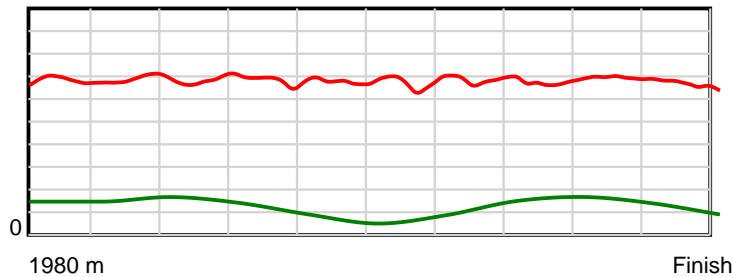
10 m Stride length



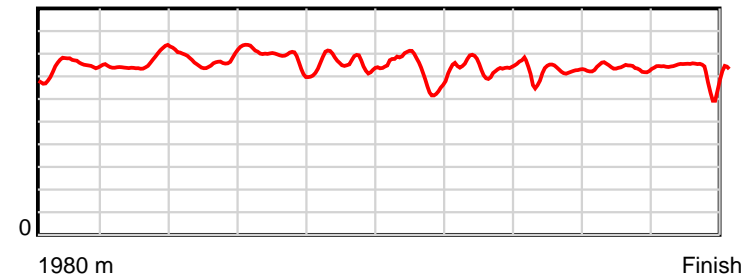
0.6 s Stride duration



20 m/sec Speed



100 % Stride efficiency



Note: Horizontal distance axis grid lines are 200m furlongs.

Disclaimer.

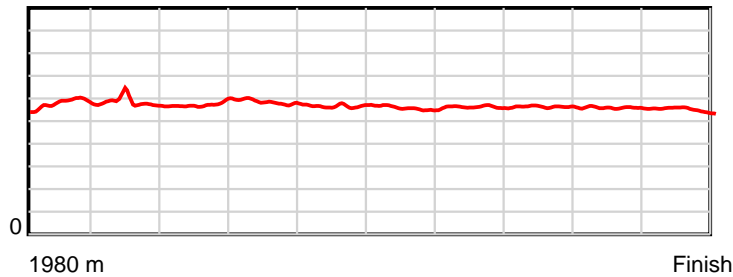
HRNZ and NZMTC and Thoroughbred Ratings Pty Ltd accepts no responsibility for the completeness or accuracy of any of the information contained herein, and makes no representations about its suitability for any particular purpose. Users should make their own judgements about those matters and/or seek independent advice. You assume all risks associated with use of the data provided on this page.

Race Results

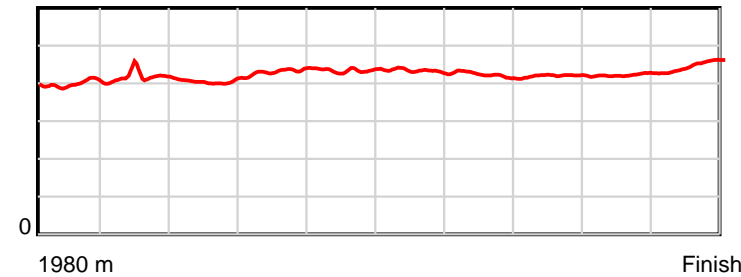
June 30, 2023, Race 4, WOODLANDS STUD- SUPPORTING OUR FUTURE MOBILE PACE, Distance 1980m, Addington - Survey 1980m

Result	TAB no.	Horse (Barrier)	1980 to	1800m to	1600m to	1400m to	1200m to	1000m to	800m to	600m to	400m to	200m to	Total or	Margin
10th	4	Patiro (4)	1800m	1600m	1400m	1200m	1000m	800m	600m	400m	200m	WP	Average	
		Position in running (margin)	-	3(2.1)	4(3.7)	2(1.1)	3(0.9)	4(2.1)	3(2.2)	5(2.6)	5(2.4)	8(4.2)		11.90
		Sectional time (s)	12.61	14.66	14.46	14.81	15.58	15.53	15.00	15.09	15.41	16.20		
		Cumulative time (s)	149.35	136.74	122.08	107.62	92.81	77.23	61.70	46.70	31.61	16.20	2:29.35	
		Speed (m/s)	14.28	13.64	13.83	13.50	12.84	12.88	13.33	13.25	12.98	12.35	13.26	
		Stride length (m)	5.78	5.67	5.61	5.84	5.58	5.57	5.63	5.57	5.48	5.54	5.62	
		Stride duration (s)	0.399	0.416	0.405	0.433	0.434	0.433	0.422	0.420	0.423	0.449	0.424	
		Stride efficiency (%)	52.17	50.26	49.10	53.27	48.58	48.51	49.53	48.47	46.99	47.93	49.41	
		Stride count	31.15	35.27	35.68	34.25	35.87	35.90	35.52	35.91	36.47	36.11	352.13	

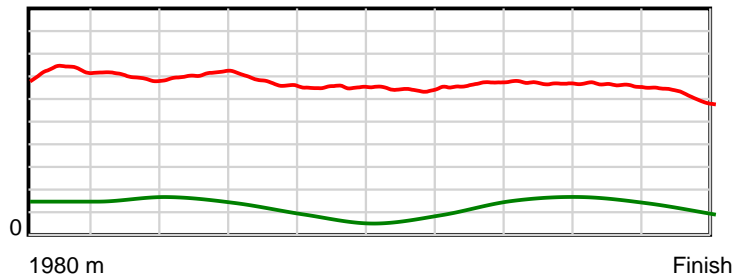
10 m Stride length



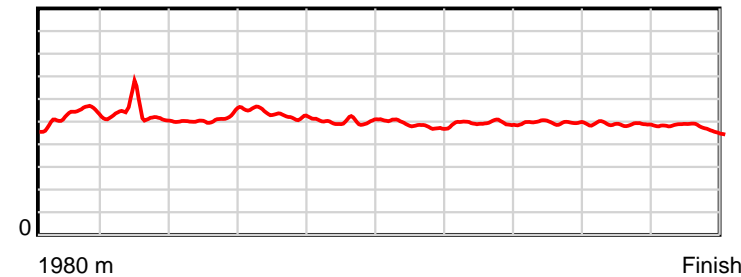
0.6 s Stride duration



20 m/sec Speed



100 % Stride efficiency



Note: Horizontal distance axis grid lines are 200m furlongs.

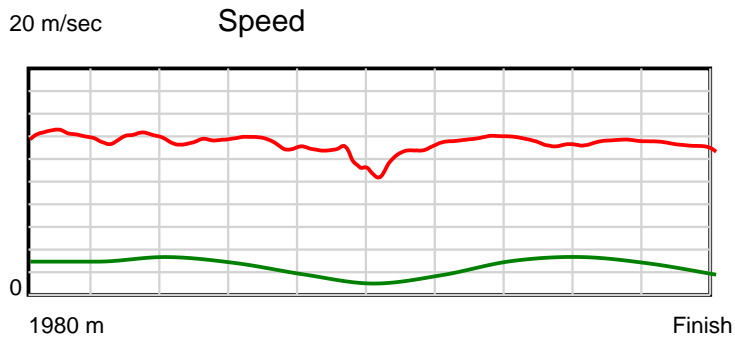
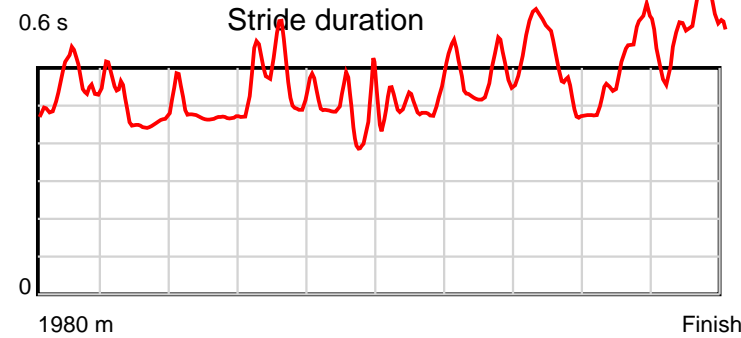
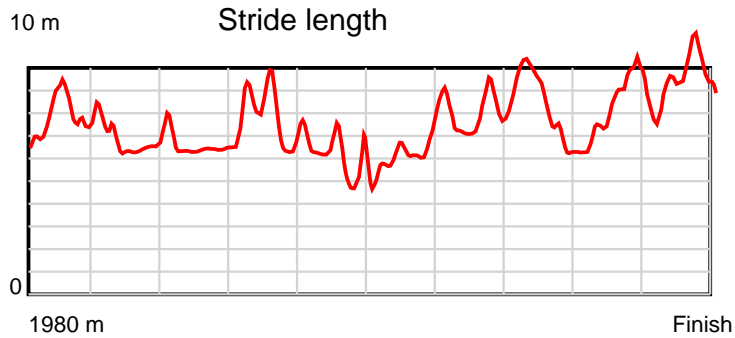
Disclaimer.

HRNZ and NZMTC and Thoroughbred Ratings Pty Ltd accepts no responsibility for the completeness or accuracy of any of the information contained herein, and makes no representations about its suitability for any particular purpose. Users should make their own judgements about those matters and/or seek independent advice. You assume all risks associated with use of the data provided on this page.

Race Results

June 30, 2023, Race 4, WOODLANDS STUD- SUPPORTING OUR FUTURE MOBILE PACE, Distance 1980m, Addington - Survey 1980m

Result	TAB no.	Horse (Barrier)	1980 to	1800m to	1600m to	1400m to	1200m to	1000m to	800m to	600m to	400m to	200m to	Total or	Margin
11th	12	Spiritual Blis... (12)	1800m	1600m	1400m	1200m	1000m	800m	600m	400m	200m	WP	Average	
		Position in running (margin)	-	9(5.5)	8(6.8)	9(7.0)	9(7.0)	11(14.1)	11(18.9)	11(16.0)	11(16.0)	11(15.6)		16.50
		Sectional time (s)	13.00	14.60	14.93	14.84	16.57	16.31	14.46	15.11	15.05	15.30		
		Cumulative time (s)	150.17	137.17	122.57	107.64	92.80	76.23	59.92	45.46	30.35	15.30	2:30.17	
		Speed (m/s)	13.85	13.70	13.40	13.48	12.07	12.26	13.83	13.24	13.29	13.07	13.19	
		Stride length (m)	7.36	6.51	6.38	7.54	5.49	6.34	7.67	7.66	7.46	9.13	7.02	
		Stride duration (s)	0.520	0.475	0.476	0.559	0.455	0.517	0.554	0.579	0.561	0.698	0.533	
		Stride efficiency (%)	84.66	66.23	63.63	88.80	47.05	62.79	91.83	91.59	86.94	130.19	77.05	
		Stride count	24.45	30.72	31.34	26.53	36.45	31.55	26.09	26.12	26.81	21.91	281.97	



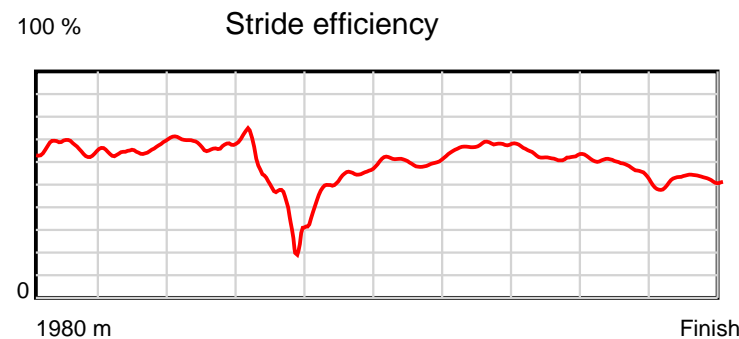
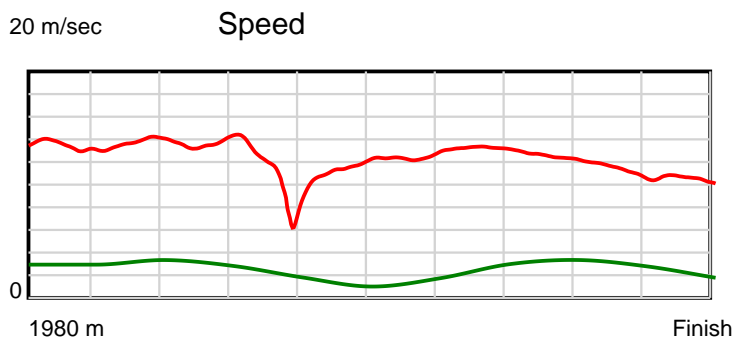
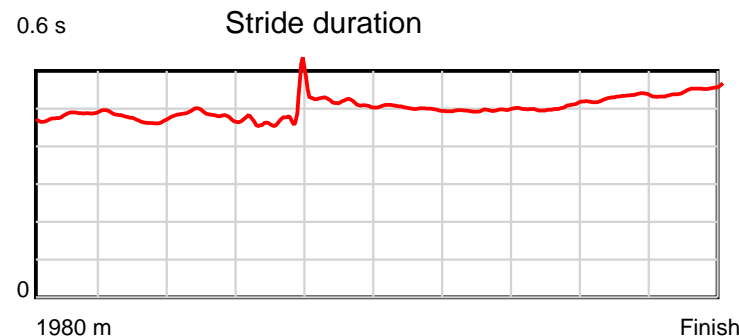
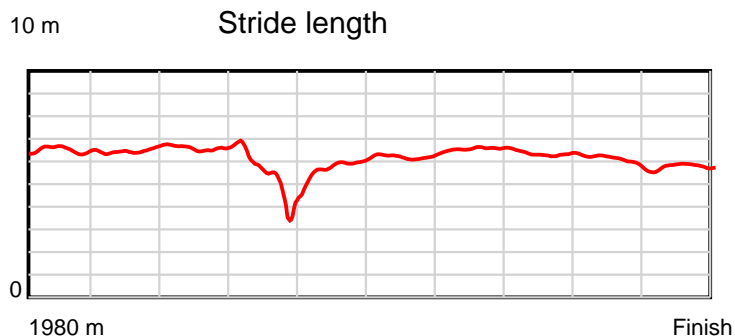
Note: Horizontal distance axis grid lines are 200m furlongs.

Disclaimer.
 HRNZ and NZMTC and Thoroughbred Ratings Pty Ltd accepts no responsibility for the completeness or accuracy of any of the information contained herein, and makes no representations about its suitability for any particular purpose. Users should make their own judgements about those matters and/or seek independent advice. You assume all risks associated with use of the data provided on this page.

Race Results

June 30, 2023, Race 4, WOODLANDS STUD- SUPPORTING OUR FUTURE MOBILE PACE, Distance 1980m, Addington - Survey 1980m

Result	TAB no.	Horse (Barrier)	1980 to	1800m to	1600m to	1400m to	1200m to	1000m to	800m to	600m to	400m to	200m to	Total or	Margin
12th	9	The Bettor Maj... (9)	1800m	1600m	1400m	1200m	1000m	800m	600m	400m	200m	WP	Average	
		Position in running (margin)	-	11(8.0)	12(12.8)	12(13.6)	12(40.6)	12(55.2)	12(58.2)	12(59.0)	12(64.5)	12(81.0)		97.20
		Sectional time (s)	13.29	15.18	15.02	19.35	17.80	16.01	15.08	16.03	17.85	19.10		
		Cumulative time (s)	164.71	151.42	136.24	121.22	101.87	84.07	68.06	52.98	36.95	19.10	2:44.71	
		Speed (m/s)	13.54	13.18	13.32	10.34	11.24	12.49	13.26	12.48	11.20	10.47	12.02	
		Stride length (m)	6.52	6.25	6.43	4.86	5.79	6.26	6.58	6.29	5.95	5.76	6.02	
		Stride duration (s)	0.484	0.474	0.483	0.470	0.516	0.501	0.496	0.504	0.531	0.550	0.501	
		Stride efficiency (%)	66.49	60.98	64.56	36.91	52.47	61.14	67.65	61.81	55.38	51.82	56.63	
		Stride count	27.60	32.02	31.12	41.15	34.51	31.97	30.40	31.80	33.60	34.73	328.90	



Note: Horizontal distance axis grid lines are 200m furlongs.

Disclaimer.

HRNZ and NZMTC and Thoroughbred Ratings Pty Ltd accepts no responsibility for the completeness or accuracy of any of the information contained herein, and makes no representations about its suitability for any particular purpose. Users should make their own judgements about those matters and/or seek independent advice. You assume all risks associated with use of the data provided on this page.