



Race Results

NZ Metropolitan Trotting Club Inc, HRNZ, June 30, 2023

Compilation date: June 30, 2023, 7:25:21 PM (NZST)

Copyright © 2023 HRNZ and NZMTC. All rights reserved.

Trademarks.

StrideMASTER is a registered trademark of Thoroughbred Ratings Pty Ltd.

Disclaimer.

HRNZ and NZMTC and Thoroughbred Ratings Pty Ltd accepts no responsibility for the completeness or accuracy of any of the information contained herein, and makes no representations about its suitability for any particular purpose. Users should make their own judgements about those matters and/or seek independent advice. You assume all risks associated with use of the data provided on this page.



Race Results



June 30, 2023, Race 5, LUNCHEON FUNDRAISER- SUPPORTING MENTAL HEALTH CHARITIES TROT, Distance 2600m, Addington - Survey 3200m

Result	TAB no.	Horse (Barrier)	2600 to	2400m to
1st	6	Magic Dash (6)	2400m	2200m
		Position in running (margin)	-	3(3.0)
		Sectional time (s)	17.15	15.14
		Cumulative time (s)	199.05	181.90
		Speed (m/s)	11.67	13.21
		Stride length (m)	5.65	6.13
		Stride duration (s)	0.460	0.464
		Stride efficiency (%)	49.89	58.65
		Stride count	35.39	32.65

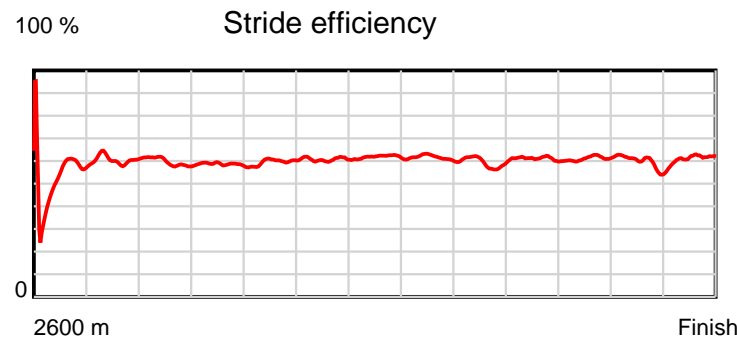
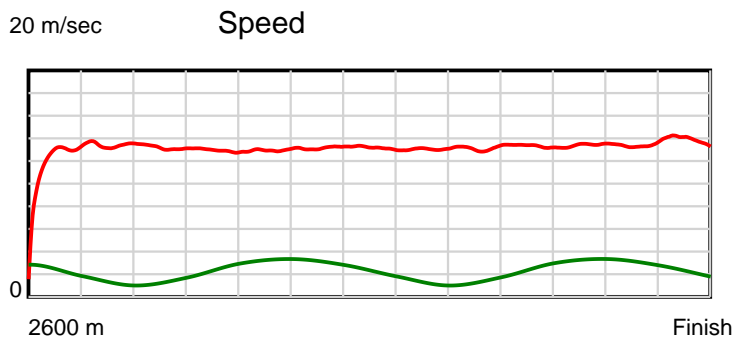
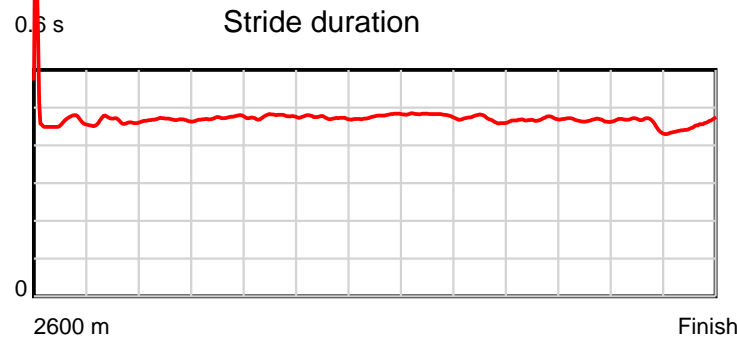
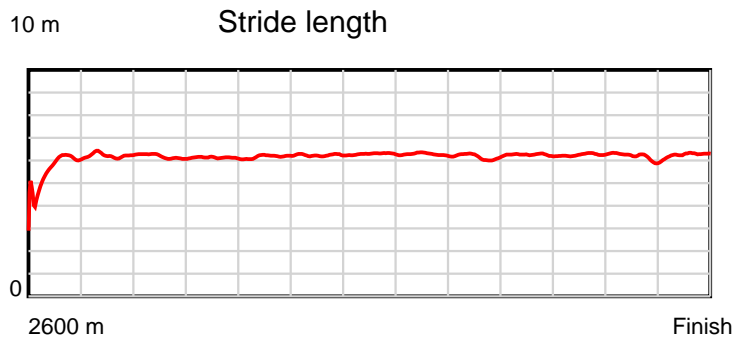
Disclaimer.

HRNZ and NZMTC and Thoroughbred Ratings Pty Ltd accepts no responsibility for the completeness or accuracy of any of the information contained herein, and makes no representations about its suitability for any particular purpose. Users should make their own judgements about those matters and/or seek independent advice. You assume all risks associated with use of the data provided on this page.

Race Results

June 30, 2023, Race 5, LUNCHEON FUNDRAISER- SUPPORTING MENTAL HEALTH CHARITIES TROT, Distance 2600m, Addington - Survey 3200m

Result	TAB no.	Horse (Barrier)	2200m to	2000m to	1800m to	1600m to	1400m to	1200m to	1000m to	800m to	600m to	400m to	200m to	Total or	Margin
1st	6	Magic Dash (6)	2000m	1800m	1600m	1400m	1200m	1000m	800m	600m	400m	200m	WP	Average	
		Position in running (margin)	3(2.9)	2(2.1)	2(2.3)	3(2.1)	3(1.8)	3(1.8)	3(1.8)	2(1.9)	2(1.9)	2(2.1)	2(1.0)		0.00
		Sectional time (s)	15.13	15.47	15.52	15.38	15.15	15.50	15.13	15.02	14.98	15.03	14.45		
		Cumulative time (s)	166.76	151.63	136.16	120.64	105.26	90.11	74.61	59.48	44.46	29.48	14.45	3:19.05	
		Speed (m/s)	13.22	12.93	12.89	13.00	13.20	12.90	13.22	13.32	13.35	13.31	13.84	13.06	
		Stride length (m)	6.18	6.11	6.14	6.16	6.30	6.20	6.20	6.25	6.23	6.12	6.26	6.14	
		Stride duration (s)	0.468	0.473	0.477	0.474	0.478	0.480	0.469	0.469	0.466	0.460	0.453	0.470	
		Stride efficiency (%)	59.75	58.43	58.92	59.29	62.08	60.04	60.16	61.01	60.60	58.44	61.31	59.00	
		Stride count	32.34	32.71	32.57	32.47	31.73	32.27	32.23	32.01	32.12	32.71	31.93	423.13	



Note: Horizontal distance axis grid lines are 200m furlongs.

Disclaimer.

HRNZ and NZMTC and Thoroughbred Ratings Pty Ltd accepts no responsibility for the completeness or accuracy of any of the information contained herein, and makes no representations about its suitability for any particular purpose. Users should make their own judgements about those matters and/or seek independent advice. You assume all risks associated with use of the data provided on this page.



Race Results



June 30, 2023, Race 5, LUNCHEON FUNDRAISER- SUPPORTING MENTAL HEALTH CHARITIES TROT, Distance 2600m, Addington - Survey 3200m

Result	TAB no.	Horse (Barrier)	2600 to	2400m to
2nd	7	Harbour Queen (7)	2400m	2200m
		Position in running (margin)	-	8(10.0)
		Sectional time (s)	18.17	15.59
		Cumulative time (s)	199.31	181.14
		Speed (m/s)	11.01	12.83
		Stride length (m)	5.32	5.85
		Stride duration (s)	0.458	0.456
		Stride efficiency (%)	44.24	53.49
		Stride count	37.59	34.18

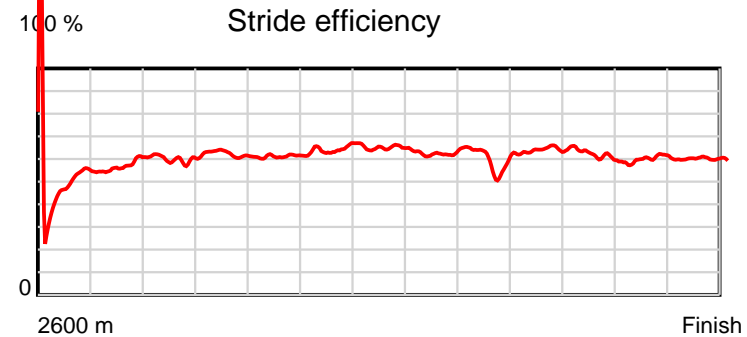
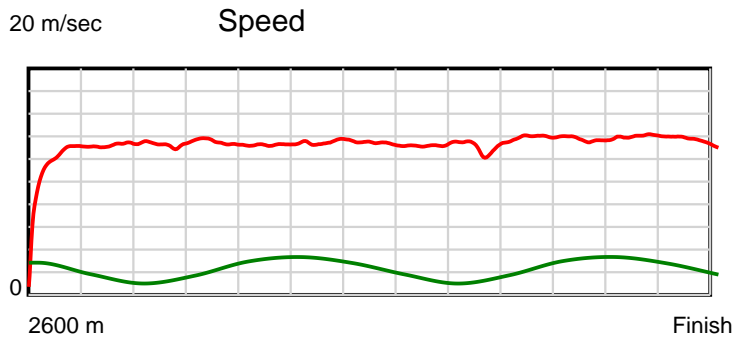
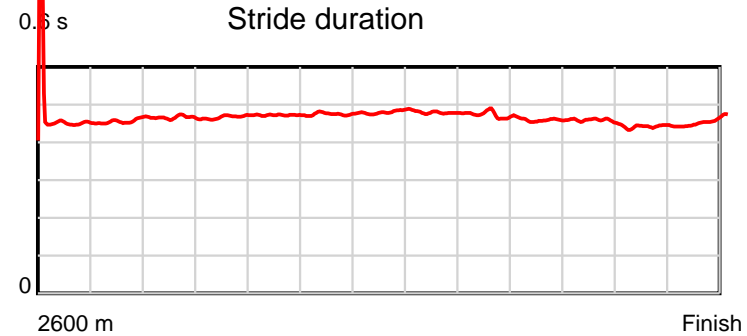
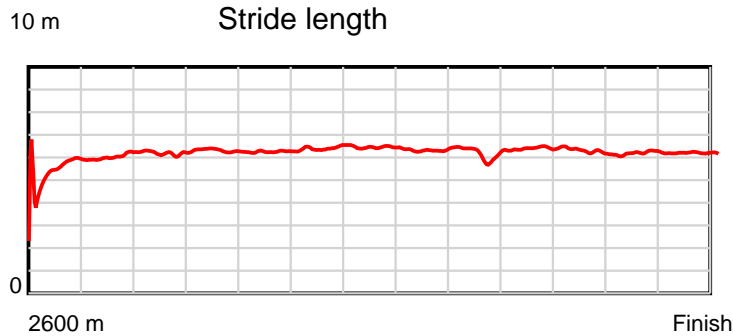
Disclaimer.

HRNZ and NZMTC and Thoroughbred Ratings Pty Ltd accepts no responsibility for the completeness or accuracy of any of the information contained herein, and makes no representations about its suitability for any particular purpose. Users should make their own judgements about those matters and/or seek independent advice. You assume all risks associated with use of the data provided on this page.

Race Results

June 30, 2023, Race 5, LUNCHEON FUNDRAISER- SUPPORTING MENTAL HEALTH CHARITIES TROT, Distance 2600m, Addington - Survey 3200m

Result	TAB no.	Horse (Barrier)	2200m to	2000m to	1800m to	1600m to	1400m to	1200m to	1000m to	800m to	600m to	400m to	200m to	Total or	Margin
2nd	7	Harbour Queen (7)	2000m	1800m	1600m	1400m	1200m	1000m	800m	600m	400m	200m	WP	Average	
		Position in running (margin)	8(12.7)	8(13.0)	8(9.6)	9(9.5)	9(7.9)	8(7.1)	8(6.9)	7(9.4)	7(5.1)	5(5.2)	3(1.7)		1.50
		Sectional time (s)	15.31	14.87	15.55	15.17	15.01	15.47	15.51	14.31	14.98	14.63	14.74		
		Cumulative time (s)	165.55	150.24	135.37	119.82	104.65	89.64	74.17	58.66	44.35	29.37	14.74	3:19.31	
		Speed (m/s)	13.06	13.45	12.86	13.18	13.32	12.93	12.89	13.98	13.35	13.67	13.57	13.05	
		Stride length (m)	6.08	6.29	6.07	6.27	6.41	6.18	6.09	6.41	6.09	6.04	6.20	6.09	
		Stride duration (s)	0.466	0.467	0.472	0.476	0.481	0.478	0.472	0.459	0.456	0.442	0.457	0.467	
		Stride efficiency (%)	57.77	61.74	57.61	61.40	64.13	59.77	57.96	64.26	58.03	57.04	60.05	57.91	
		Stride count	32.89	31.82	32.94	31.91	31.22	32.34	32.84	31.19	32.82	33.10	32.26	427.10	



Note: Horizontal distance axis grid lines are 200m furlongs.

Disclaimer.

HRNZ and NZMTC and Thoroughbred Ratings Pty Ltd accepts no responsibility for the completeness or accuracy of any of the information contained herein, and makes no representations about its suitability for any particular purpose. Users should make their own judgements about those matters and/or seek independent advice. You assume all risks associated with use of the data provided on this page.



Race Results



June 30, 2023, Race 5, LUNCHEON FUNDRAISER- SUPPORTING MENTAL HEALTH CHARITIES TROT, Distance 2600m, Addington - Survey 3200m

Result	TAB no.	Horse (Barrier)	2600 to	2400m to
3rd	3	MM Sunshine (3)	2400m	2200m
		Position in running (margin)	-	1(0.0)
		Sectional time (s)	16.58	15.15
		Cumulative time (s)	199.74	183.16
		Speed (m/s)	12.07	13.20
		Stride length (m)	5.65	6.14
		Stride duration (s)	0.470	0.465
		Stride efficiency (%)	49.87	58.89
		Stride count	35.40	32.58

Disclaimer.

HRNZ and NZMTC and Thoroughbred Ratings Pty Ltd accepts no responsibility for the completeness or accuracy of any of the information contained herein, and makes no representations about its suitability for any particular purpose. Users should make their own judgements about those matters and/or seek independent advice. You assume all risks associated with use of the data provided on this page.

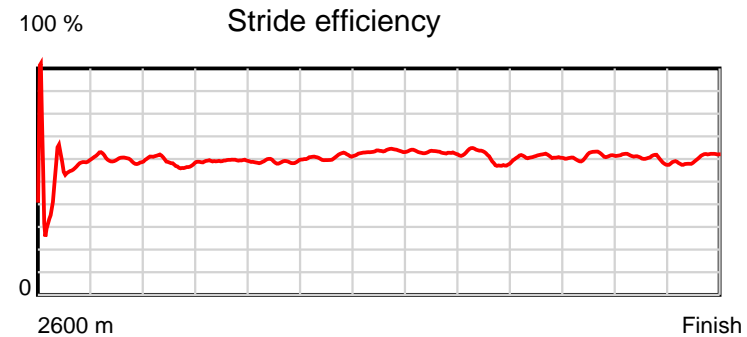
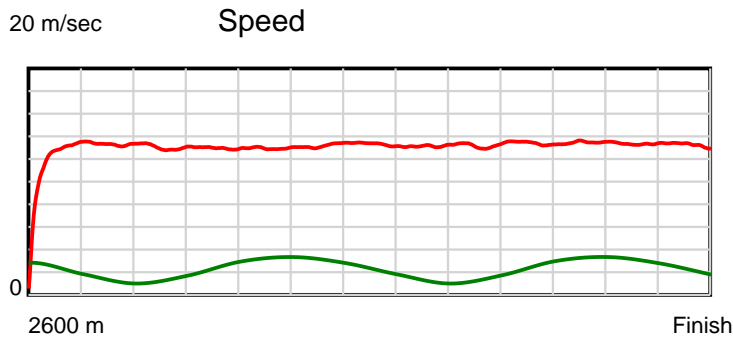
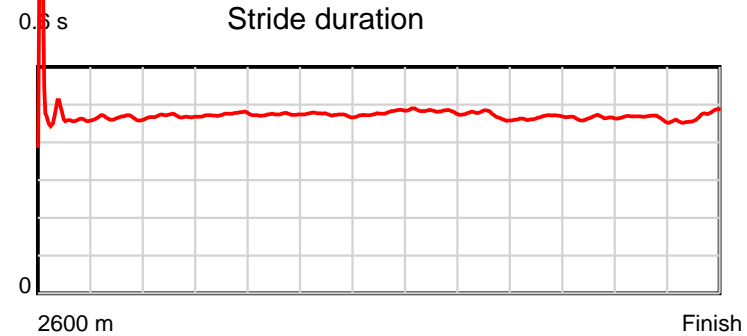
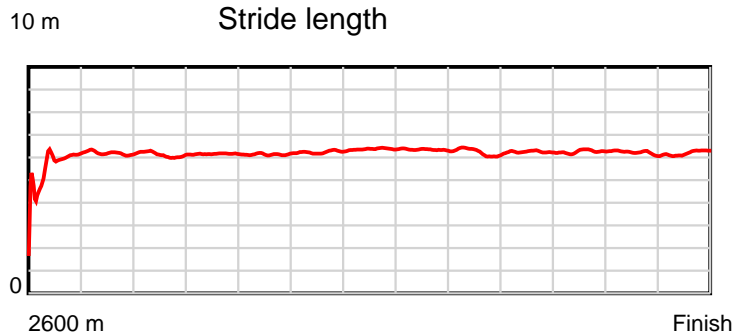


Race Results



June 30, 2023, Race 5, LUNCHEON FUNDRAISER- SUPPORTING MENTAL HEALTH CHARITIES TROT, Distance 2600m, Addington - Survey 3200m

Result	TAB no.	Horse (Barrier)	2200m to	2000m to	1800m to	1600m to	1400m to	1200m to	1000m to	800m to	600m to	400m to	200m to	Total or	Margin
3rd	3	MM Sunshine (3)	2000m	1800m	1600m	1400m	1200m	1000m	800m	600m	400m	200m	WP	Average	
		Position in running (margin)	1(0.0)	1(0.0)	1(0.0)	1(0.0)	1(0.0)	1(0.0)	1(0.0)	1(0.0)	1(0.0)	1(0.0)	1(0.0)		3.90
		Sectional time (s)	15.27	15.44	15.56	15.44	15.15	15.50	15.10	15.02	14.96	15.21	15.36		
		Cumulative time (s)	168.01	152.74	137.30	121.74	106.30	91.15	75.65	60.55	45.53	30.57	15.36	3:19.74	
		Speed (m/s)	13.10	12.95	12.85	12.95	13.20	12.90	13.25	13.32	13.37	13.15	13.02	13.02	
		Stride length (m)	6.15	6.15	6.09	6.13	6.32	6.22	6.25	6.21	6.22	6.12	6.11	6.13	
		Stride duration (s)	0.470	0.474	0.474	0.473	0.479	0.482	0.472	0.466	0.465	0.466	0.469	0.471	
		Stride efficiency (%)	59.15	59.03	57.96	58.75	62.38	60.54	61.02	60.17	60.45	58.54	58.36	58.74	
		Stride count	32.51	32.54	32.84	32.62	31.65	32.13	32.01	32.23	32.16	32.68	32.73	424.08	



Note: Horizontal distance axis grid lines are 200m furlongs.

Disclaimer.

HRNZ and NZMTC and Thoroughbred Ratings Pty Ltd accepts no responsibility for the completeness or accuracy of any of the information contained herein, and makes no representations about its suitability for any particular purpose. Users should make their own judgements about those matters and/or seek independent advice. You assume all risks associated with use of the data provided on this page.



Race Results



June 30, 2023, Race 5, LUNCHEON FUNDRAISER- SUPPORTING MENTAL HEALTH CHARITIES TROT, Distance 2600m, Addington - Survey 3200m

Result	TAB no.	Horse (Barrier)	2600 to	2400m to
4th	11	King Of Love (10)	2400m	2200m
		Position in running (margin)	-	10(11.7)
		Sectional time (s)	18.45	15.76
		Cumulative time (s)	199.77	181.32
		Speed (m/s)	10.84	12.69
		Stride length (m)	5.71	6.11
		Stride duration (s)	0.479	0.481
		Stride efficiency (%)	50.92	58.27
		Stride count	35.04	32.75

Disclaimer.

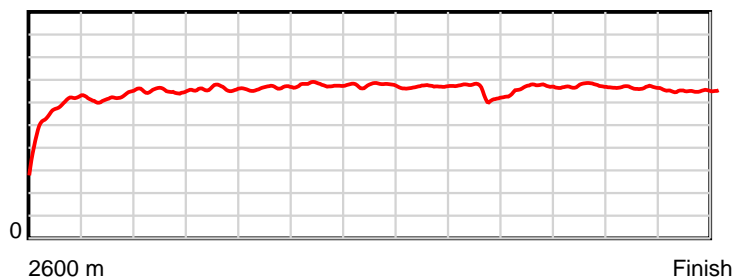
HRNZ and NZMTC and Thoroughbred Ratings Pty Ltd accepts no responsibility for the completeness or accuracy of any of the information contained herein, and makes no representations about its suitability for any particular purpose. Users should make their own judgements about those matters and/or seek independent advice. You assume all risks associated with use of the data provided on this page.

Race Results

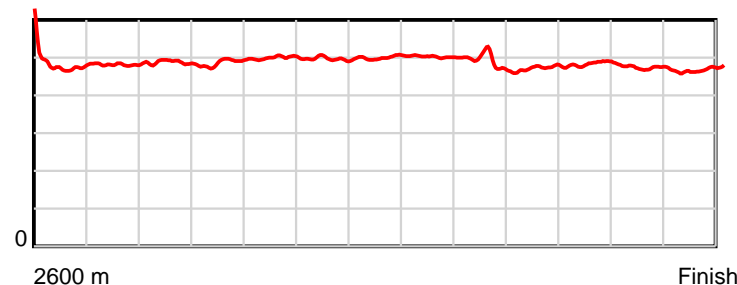
June 30, 2023, Race 5, LUNCHEON FUNDRAISER- SUPPORTING MENTAL HEALTH CHARITIES TROT, Distance 2600m, Addington - Survey 3200m

Result	TAB no.	Horse (Barrier)	2200m to	2000m to	1800m to	1600m to	1400m to	1200m to	1000m to	800m to	600m to	400m to	200m to	Total or	Margin
4th	11	King Of Love (10)	2000m	1800m	1600m	1400m	1200m	1000m	800m	600m	400m	200m	WP	Average	
		Position in running (margin)	9(15.4)	10(15.5)	10(12.3)	10(11.4)	11(9.7)	10(8.8)	10(9.0)	10(11.7)	9(7.5)	8(7.1)	6(4.8)		4.00
		Sectional time (s)	15.29	14.91	15.40	15.15	15.01	15.53	15.55	14.33	14.89	14.82	14.68		
		Cumulative time (s)	165.56	150.27	135.36	119.96	104.81	89.80	74.27	58.72	44.39	29.50	14.68	3:19.77	
		Speed (m/s)	13.08	13.41	12.99	13.20	13.32	12.88	12.86	13.96	13.43	13.50	13.62	13.02	
		Stride length (m)	6.37	6.53	6.48	6.56	6.67	6.47	6.27	6.61	6.50	6.38	6.39	6.38	
		Stride duration (s)	0.487	0.487	0.499	0.497	0.501	0.502	0.488	0.473	0.484	0.473	0.469	0.490	
		Stride efficiency (%)	63.47	66.61	65.67	67.32	69.56	65.37	61.51	68.22	65.99	63.59	63.75	63.58	
		Stride count	31.38	30.63	30.85	30.47	29.98	30.92	31.88	30.27	30.78	31.35	31.31	407.61	

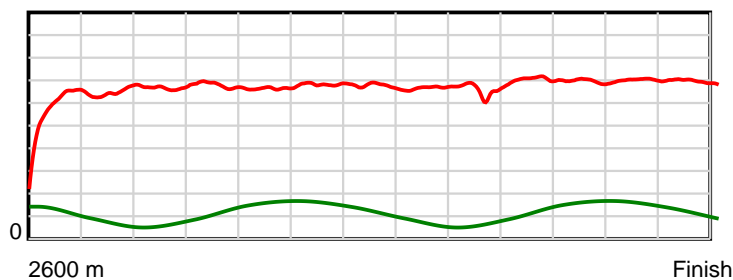
10 m Stride length



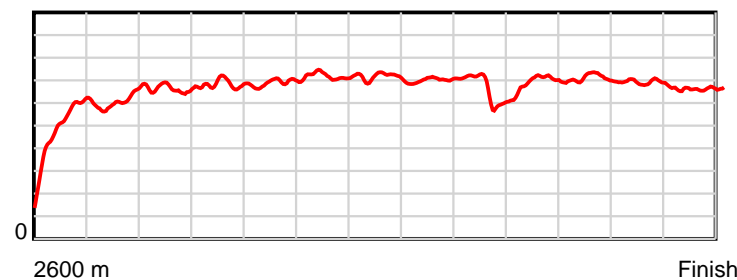
0.6 s Stride duration



20 m/sec Speed



100 % Stride efficiency



Note: Horizontal distance axis grid lines are 200m furlongs.

Disclaimer.

HRNZ and NZMTC and Thoroughbred Ratings Pty Ltd accepts no responsibility for the completeness or accuracy of any of the information contained herein, and makes no representations about its suitability for any particular purpose. Users should make their own judgements about those matters and/or seek independent advice. You assume all risks associated with use of the data provided on this page.



Race Results



June 30, 2023, Race 5, LUNCHEON FUNDRAISER- SUPPORTING MENTAL HEALTH CHARITIES TROT, Distance 2600m, Addington - Survey 3200m

Result	TAB no.	Horse (Barrier)	2600 to	2400m to
5th	10	Galleons Ambas... (9)	2400m	2200m
		Position in running (margin)	-	13(16.4)
		Sectional time (s)	19.31	15.95
		Cumulative time (s)	200.18	180.87
		Speed (m/s)	10.36	12.54
		Stride length (m)	4.97	5.83
		Stride duration (s)	0.470	0.465
		Stride efficiency (%)	38.61	53.15
		Stride count	40.24	34.29

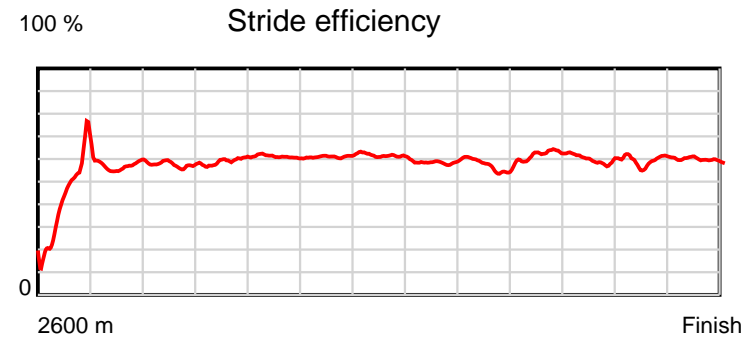
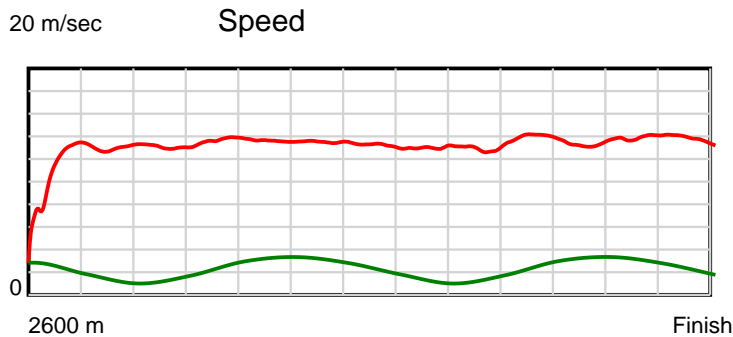
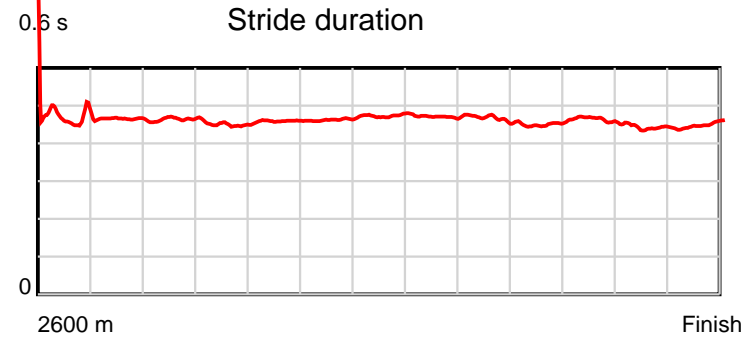
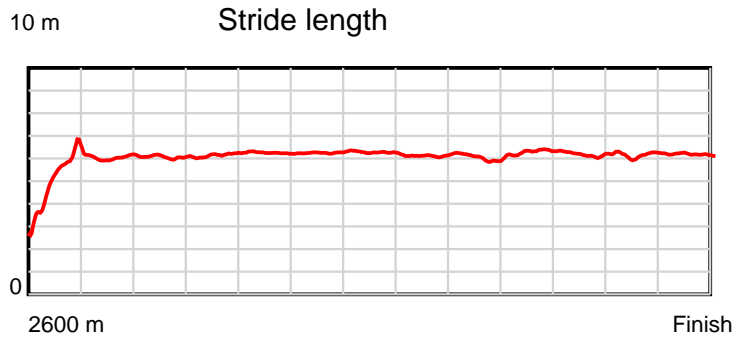
Disclaimer.

HRNZ and NZMTC and Thoroughbred Ratings Pty Ltd accepts no responsibility for the completeness or accuracy of any of the information contained herein, and makes no representations about its suitability for any particular purpose. Users should make their own judgements about those matters and/or seek independent advice. You assume all risks associated with use of the data provided on this page.

Race Results

June 30, 2023, Race 5, LUNCHEON FUNDRAISER- SUPPORTING MENTAL HEALTH CHARITIES TROT, Distance 2600m, Addington - Survey 3200m

Result	TAB no.	Horse (Barrier)	2200m to	2000m to	1800m to	1600m to	1400m to	1200m to	1000m to	800m to	600m to	400m to	200m to	Total or	Margin
5th	10	Galleons Amba... (9)	2000m	1800m	1600m	1400m	1200m	1000m	800m	600m	400m	200m	WP	Average	
		Position in running (margin)	12(21.2)	12(21.4)	12(16.8)	11(12.3)	10(9.3)	11(9.5)	11(9.6)	9(11.4)	8(7.0)	10(9.2)	8(7.5)		6.30
		Sectional time (s)	15.31	14.67	14.81	14.94	15.19	15.52	15.41	14.28	15.32	14.93	14.54		
		Cumulative time (s)	164.92	149.61	134.94	120.13	105.19	90.00	74.48	59.07	44.79	29.47	14.54	3:20.18	
		Speed (m/s)	13.06	13.63	13.50	13.39	13.17	12.89	12.98	14.01	13.05	13.40	13.76	12.99	
		Stride length (m)	6.06	6.14	6.20	6.19	6.24	6.07	6.05	6.31	6.04	5.93	6.18	6.00	
		Stride duration (s)	0.464	0.450	0.459	0.462	0.474	0.471	0.466	0.451	0.463	0.443	0.449	0.462	
		Stride efficiency (%)	57.40	58.84	59.99	59.88	60.85	57.54	57.28	62.20	57.01	55.03	59.71	56.18	
		Stride count	33.00	32.59	32.28	32.31	32.05	32.96	33.03	31.70	33.11	33.70	32.35	433.61	



Note: Horizontal distance axis grid lines are 200m furlongs.

Disclaimer.

HRNZ and NZMTC and Thoroughbred Ratings Pty Ltd accepts no responsibility for the completeness or accuracy of any of the information contained herein, and makes no representations about its suitability for any particular purpose. Users should make their own judgements about those matters and/or seek independent advice. You assume all risks associated with use of the data provided on this page.



Race Results



June 30, 2023, Race 5, LUNCHEON FUNDRAISER- SUPPORTING MENTAL HEALTH CHARITIES TROT, Distance 2600m, Addington - Survey 3200m

Result	TAB no.	Horse (Barrier)	2600 to	2400m to
6th	1	Izia (1)	2400m	2200m
		Position in running (margin)	-	6(7.7)
		Sectional time (s)	17.81	14.77
		Cumulative time (s)	200.19	182.38
		Speed (m/s)	11.23	13.54
		Stride length (m)	5.06	6.16
		Stride duration (s)	0.439	0.455
		Stride efficiency (%)	39.99	59.27
		Stride count	39.53	32.48

Disclaimer.

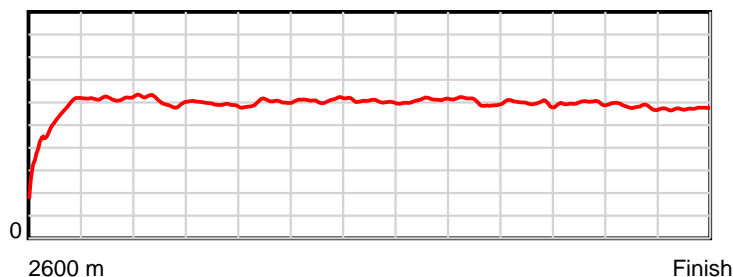
HRNZ and NZMTC and Thoroughbred Ratings Pty Ltd accepts no responsibility for the completeness or accuracy of any of the information contained herein, and makes no representations about its suitability for any particular purpose. Users should make their own judgements about those matters and/or seek independent advice. You assume all risks associated with use of the data provided on this page.

Race Results

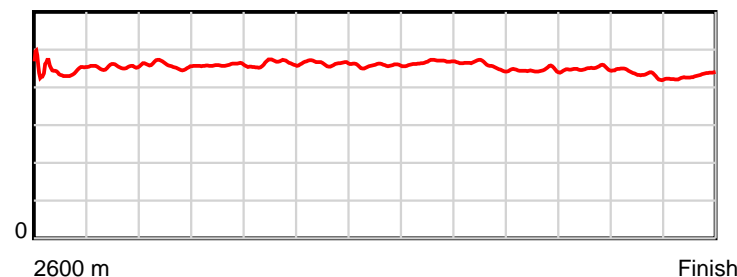
June 30, 2023, Race 5, LUNCHEON FUNDRAISER- SUPPORTING MENTAL HEALTH CHARITIES TROT, Distance 2600m, Addington - Survey 3200m

Result	TAB no.	Horse (Barrier)	2200m to	2000m to	1800m to	1600m to	1400m to	1200m to	1000m to	800m to	600m to	400m to	200m to	Total or	Margin
6th	1	Izia (1)	2000m	1800m	1600m	1400m	1200m	1000m	800m	600m	400m	200m	WP	Average	
		Position in running (margin)	4(5.4)	4(4.3)	4(4.2)	4(3.9)	4(3.5)	5(3.6)	5(3.4)	4(4.2)	5(3.7)	4(4.6)	5(4.3)		6.40
		Sectional time (s)	15.08	15.42	15.50	15.38	15.16	15.48	15.23	14.94	15.11	15.15	15.16		
		Cumulative time (s)	167.61	152.53	137.11	121.61	106.23	91.07	75.59	60.36	45.42	30.31	15.16	3:20.19	
		Speed (m/s)	13.26	12.97	12.90	13.00	13.19	12.92	13.13	13.39	13.24	13.20	13.19	12.99	
		Stride length (m)	6.07	5.95	5.97	6.04	6.04	6.03	6.02	5.96	5.95	5.75	5.69	5.89	
		Stride duration (s)	0.458	0.459	0.463	0.464	0.458	0.467	0.458	0.445	0.450	0.435	0.432	0.453	
		Stride efficiency (%)	57.66	55.38	55.72	56.98	56.97	56.91	56.64	55.56	55.36	51.64	50.62	54.15	
		Stride count	32.92	33.60	33.49	33.12	33.12	33.14	33.22	33.54	33.60	34.79	35.14	441.69	

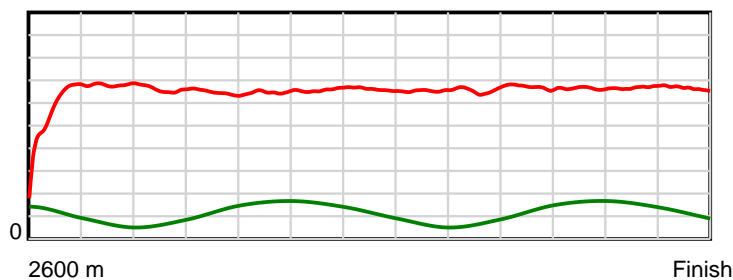
10 m Stride length



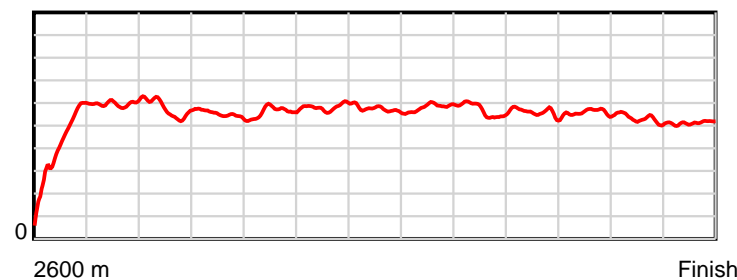
0.6 s Stride duration



20 m/sec Speed



100 % Stride efficiency



Note: Horizontal distance axis grid lines are 200m furlongs.

Disclaimer.

HRNZ and NZMTC and Thoroughbred Ratings Pty Ltd accepts no responsibility for the completeness or accuracy of any of the information contained herein, and makes no representations about its suitability for any particular purpose. Users should make their own judgements about those matters and/or seek independent advice. You assume all risks associated with use of the data provided on this page.



Race Results



June 30, 2023, Race 5, LUNCHEON FUNDRAISER- SUPPORTING MENTAL HEALTH CHARITIES TROT, Distance 2600m, Addington - Survey 3200m

Result	TAB no.	Horse (Barrier)	2600 to	2400m to
7th	15	Bennie And The... (13)	2400m	2200m
		Position in running (margin)	-	11(13.6)
		Sectional time (s)	18.86	16.08
		Cumulative time (s)	200.21	181.35
		Speed (m/s)	10.61	12.44
		Stride length (m)	5.37	5.72
		Stride duration (s)	0.464	0.460
		Stride efficiency (%)	45.10	51.11
		Stride count	37.23	34.97

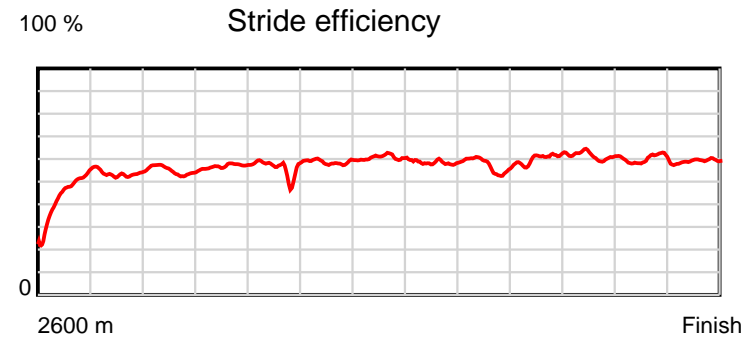
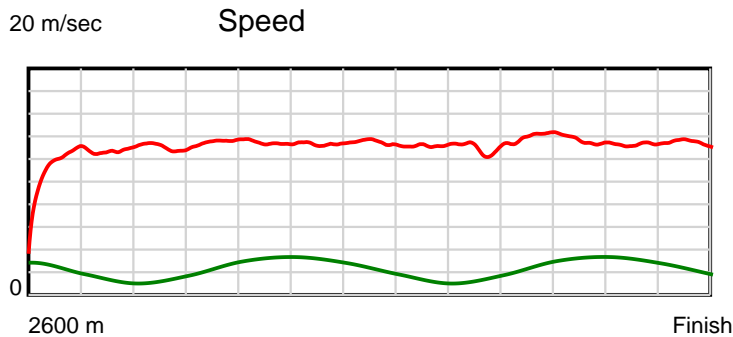
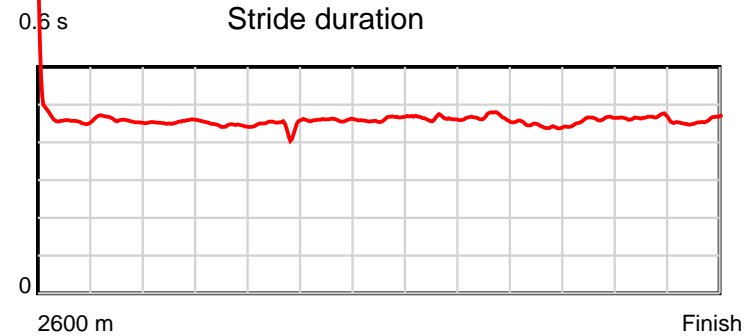
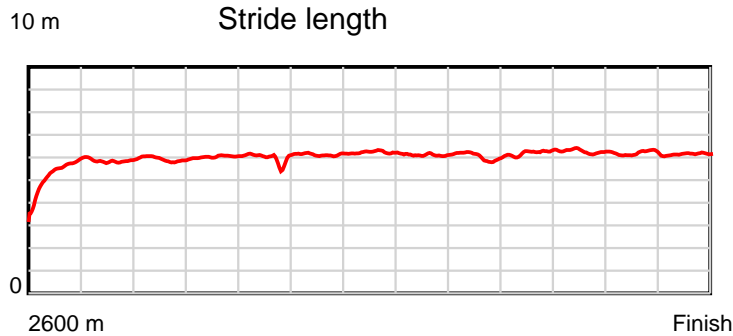
Disclaimer.

HRNZ and NZMTC and Thoroughbred Ratings Pty Ltd accepts no responsibility for the completeness or accuracy of any of the information contained herein, and makes no representations about its suitability for any particular purpose. Users should make their own judgements about those matters and/or seek independent advice. You assume all risks associated with use of the data provided on this page.

Race Results

June 30, 2023, Race 5, LUNCHEON FUNDRAISER- SUPPORTING MENTAL HEALTH CHARITIES TROT, Distance 2600m, Addington - Survey 3200m

Result	TAB no.	Horse (Barrier)	2200m to	2000m to	1800m to	1600m to	1400m to	1200m to	1000m to	800m to	600m to	400m to	200m to	Total or	Margin
7th	15	Bennie And The... (13)	2000m	1800m	1600m	1400m	1200m	1000m	800m	600m	400m	200m	WP	Average	
		Position in running (margin)	11(19.2)	11(19.3)	11(15.9)	12(13.1)	12(12.4)	12(10.7)	12(11.5)	11(13.2)	10(8.7)	7(6.5)	7(5.8)		6.40
		Sectional time (s)	15.28	14.87	15.10	15.31	14.88	15.63	15.39	14.27	14.60	15.09	14.85		
		Cumulative time (s)	165.27	149.99	135.12	120.02	104.71	89.83	74.20	58.81	44.54	29.94	14.85	3:20.21	
		Speed (m/s)	13.09	13.45	13.25	13.06	13.44	12.80	13.00	14.02	13.70	13.25	13.47	12.99	
		Stride length (m)	5.94	6.01	5.90	5.99	6.21	5.92	6.06	6.21	6.32	6.15	6.17	5.99	
		Stride duration (s)	0.454	0.447	0.445	0.459	0.462	0.463	0.466	0.443	0.461	0.464	0.458	0.461	
		Stride efficiency (%)	55.22	56.41	54.34	56.16	60.32	54.86	57.42	60.31	62.37	59.18	59.53	56.06	
		Stride count	33.64	33.29	33.92	33.36	32.19	33.76	32.99	32.19	31.66	32.50	32.40	434.10	



Note: Horizontal distance axis grid lines are 200m furlongs.

Disclaimer.

HRNZ and NZMTC and Thoroughbred Ratings Pty Ltd accepts no responsibility for the completeness or accuracy of any of the information contained herein, and makes no representations about its suitability for any particular purpose. Users should make their own judgements about those matters and/or seek independent advice. You assume all risks associated with use of the data provided on this page.



Race Results



June 30, 2023, Race 5, LUNCHEON FUNDRAISER- SUPPORTING MENTAL HEALTH CHARITIES TROT, Distance 2600m, Addington - Survey 3200m

Result	TAB no.	Horse (Barrier)	2600 to	2400m to
8th	8	Emily (8)	2400m	2200m
		Position in running (margin)	-	4(5.0)
		Sectional time (s)	17.35	16.00
		Cumulative time (s)	200.28	182.93
		Speed (m/s)	11.53	12.50
		Stride length (m)	29.25	30.31
		Stride duration (s)	2.425	2.425
		Stride efficiency (%)	1336.94	1435.17
		Stride count	6.84	6.60

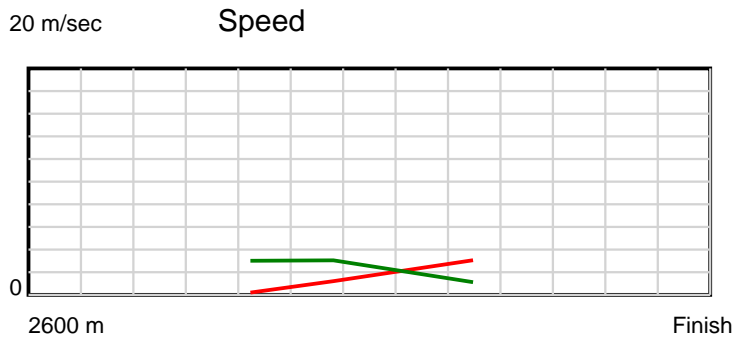
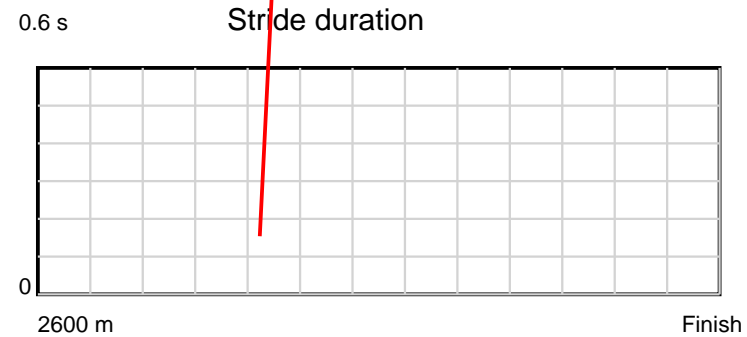
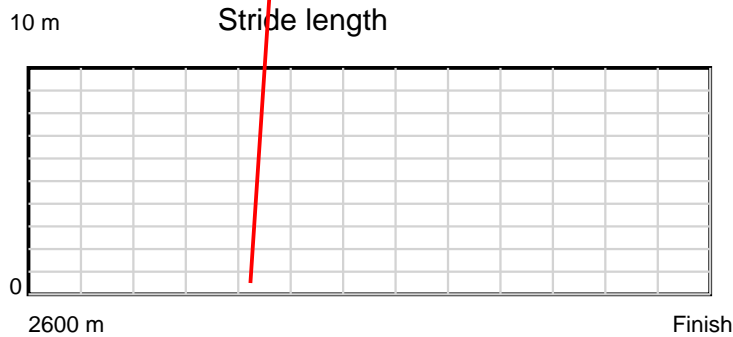
Disclaimer.

HRNZ and NZMTC and Thoroughbred Ratings Pty Ltd accepts no responsibility for the completeness or accuracy of any of the information contained herein, and makes no representations about its suitability for any particular purpose. Users should make their own judgements about those matters and/or seek independent advice. You assume all risks associated with use of the data provided on this page.

Race Results

June 30, 2023, Race 5, LUNCHEON FUNDRAISER- SUPPORTING MENTAL HEALTH CHARITIES TROT, Distance 2600m, Addington - Survey 3200m

Result	TAB no.	Horse (Barrier)	2200m to	2000m to	1800m to	1600m to	1400m to	1200m to	1000m to	800m to	600m to	400m to	200m to	Total or	Margin
8th	8	Emily (8)	2000m	1800m	1600m	1400m	1200m	1000m	800m	600m	400m	200m	WP	Average	
		Position in running (margin)	7(10.2)	7(10.6)	7(7.9)	7(7.0)	7(6.1)	6(5.1)	7(5.0)	6(7.0)	4(3.1)	3(3.6)	4(4.2)		6.90
		Sectional time (s)	15.33	14.99	15.41	15.28	14.99	15.49	15.43	14.37	15.03	15.32	15.29		
		Cumulative time (s)	166.93	151.60	136.61	121.20	105.92	90.93	75.44	60.01	45.64	30.61	15.29	3:20.28	
		Speed (m/s)	13.05	13.34	12.98	13.09	13.34	12.91	12.96	13.92	13.31	13.05	13.08	12.98	
		Stride length (m)	31.63	32.36	134.65	611.67	317.62	307.39	412.41	557.46	532.94	523.11	524.05	83.82	
		Stride duration (s)	2.425	2.425	10.375	46.747	23.808	23.808	31.815	40.064	40.064	40.064	40.064	6.456	
		Stride efficiency (%)	1563.84	1636.40	28332.82	584648.81	157643.25	147655.03	265775.97	485608.75	443833.22	427613.00	429152.56	10978.09	
		Stride count	6.32	6.18	1.49	0.33	0.63	0.65	0.48	0.36	0.38	0.38	0.38	31.02	



Note: Horizontal distance axis grid lines are 200m furlongs.

Disclaimer.

HRNZ and NZMTC and Thoroughbred Ratings Pty Ltd accepts no responsibility for the completeness or accuracy of any of the information contained herein, and makes no representations about its suitability for any particular purpose. Users should make their own judgements about those matters and/or seek independent advice. You assume all risks associated with use of the data provided on this page.



Race Results



June 30, 2023, Race 5, LUNCHEON FUNDRAISER- SUPPORTING MENTAL HEALTH CHARITIES TROT, Distance 2600m, Addington - Survey 3200m

Result	TAB no.	Horse (Barrier)	2600 to	2400m to
9th	5	Salvo (5)	2400m	2200m
		Position in running (margin)	-	7(8.0)
		Sectional time (s)	17.88	15.31
		Cumulative time (s)	200.73	182.85
		Speed (m/s)	11.19	13.06
		Stride length (m)	5.46	6.17
		Stride duration (s)	0.478	0.472
		Stride efficiency (%)	46.60	59.42
		Stride count	36.62	32.43

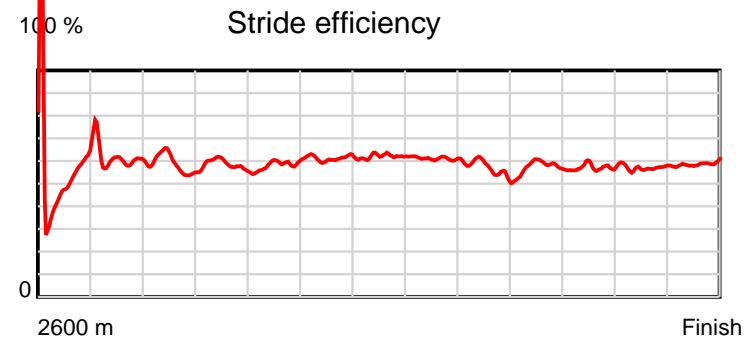
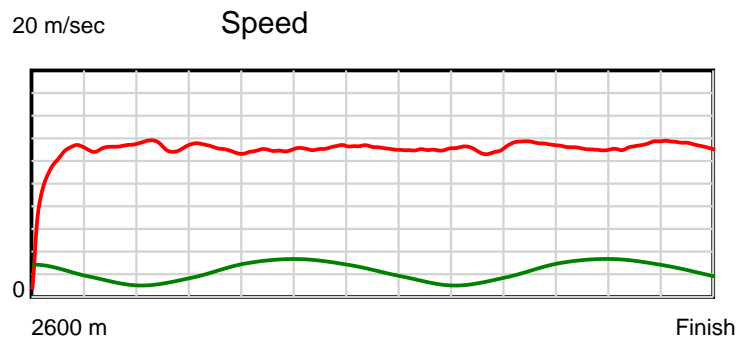
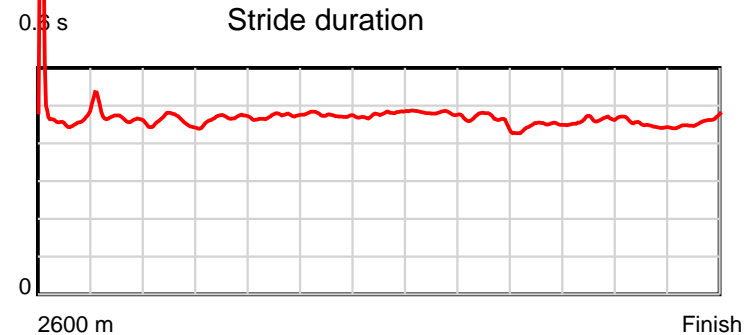
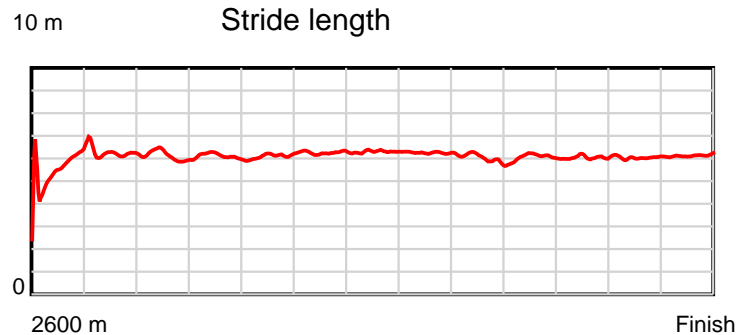
Disclaimer.

HRNZ and NZMTC and Thoroughbred Ratings Pty Ltd accepts no responsibility for the completeness or accuracy of any of the information contained herein, and makes no representations about its suitability for any particular purpose. Users should make their own judgements about those matters and/or seek independent advice. You assume all risks associated with use of the data provided on this page.

Race Results

June 30, 2023, Race 5, LUNCHEON FUNDRAISER- SUPPORTING MENTAL HEALTH CHARITIES TROT, Distance 2600m, Addington - Survey 3200m

Result	TAB no.	Horse (Barrier)	2200m to	2000m to	1800m to	1600m to	1400m to	1200m to	1000m to	800m to	600m to	400m to	200m to	Total or	Margin
9th	5	Salvo (5)	2000m	1800m	1600m	1400m	1200m	1000m	800m	600m	400m	200m	WP	Average	
		Position in running (margin)	6(8.9)	5(6.8)	6(5.7)	6(5.4)	6(5.3)	7(5.3)	6(5.0)	5(6.4)	6(4.6)	9(7.9)	9(8.3)		9.30
		Sectional time (s)	14.91	15.26	15.51	15.41	15.15	15.45	15.35	14.72	15.51	15.27	15.00		
		Cumulative time (s)	167.54	152.63	137.37	121.86	106.45	91.30	75.85	60.50	45.78	30.27	15.00	3:20.73	
		Speed (m/s)	13.41	13.11	12.89	12.98	13.20	12.94	13.03	13.59	12.89	13.10	13.33	12.95	
		Stride length (m)	6.15	6.12	6.08	6.17	6.30	6.23	6.03	6.07	5.96	5.89	6.12	6.05	
		Stride duration (s)	0.458	0.467	0.471	0.475	0.477	0.481	0.462	0.446	0.462	0.450	0.459	0.467	
		Stride efficiency (%)	59.05	58.50	57.72	59.42	62.07	60.61	56.74	57.53	55.51	54.26	58.59	57.19	
		Stride count	32.54	32.69	32.91	32.43	31.73	32.11	33.19	32.96	33.56	33.94	32.66	429.77	



Note: Horizontal distance axis grid lines are 200m furlongs.

Disclaimer.

HRNZ and NZMTC and Thoroughbred Ratings Pty Ltd accepts no responsibility for the completeness or accuracy of any of the information contained herein, and makes no representations about its suitability for any particular purpose. Users should make their own judgements about those matters and/or seek independent advice. You assume all risks associated with use of the data provided on this page.



Race Results



June 30, 2023, Race 5, LUNCHEON FUNDRAISER- SUPPORTING MENTAL HEALTH CHARITIES TROT, Distance 2600m, Addington - Survey 3200m

Result	TAB no.	Horse (Barrier)	2600 to	2400m to
10th	13	Aiguille (12)	2400m	2200m
		Position in running (margin)	-	5(6.1)
		Sectional time (s)	17.60	15.43
		Cumulative time (s)	202.82	185.22
		Speed (m/s)	11.37	12.96
		Stride length (m)	5.62	5.89
		Stride duration (s)	0.469	0.454
		Stride efficiency (%)	49.34	54.16
		Stride count	35.59	33.97

Disclaimer.

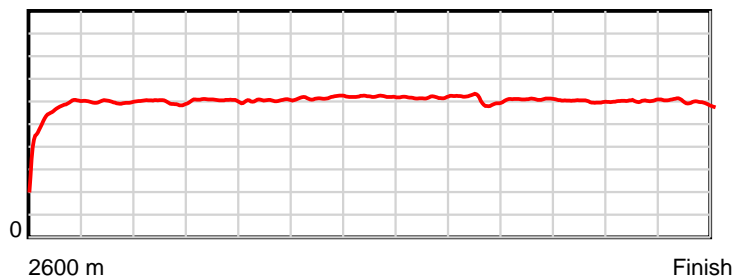
HRNZ and NZMTC and Thoroughbred Ratings Pty Ltd accepts no responsibility for the completeness or accuracy of any of the information contained herein, and makes no representations about its suitability for any particular purpose. Users should make their own judgements about those matters and/or seek independent advice. You assume all risks associated with use of the data provided on this page.

Race Results

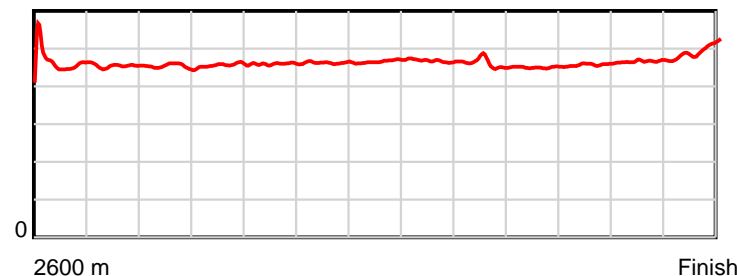
June 30, 2023, Race 5, LUNCHEON FUNDRAISER- SUPPORTING MENTAL HEALTH CHARITIES TROT, Distance 2600m, Addington - Survey 3200m

Result	TAB no.	Horse (Barrier)	2200m to	2000m to	1800m to	1600m to	1400m to	1200m to	1000m to	800m to	600m to	400m to	200m to	Total or	Margin
10th	13	Aiguille (12)	2000m	1800m	1600m	1400m	1200m	1000m	800m	600m	400m	200m	WP	Average	
		Position in running (margin)	5(7.8)	6(7.8)	5(5.6)	5(4.7)	5(3.8)	4(2.9)	4(3.0)	3(4.1)	3(2.6)	6(5.9)	10(9.5)		21.00
		Sectional time (s)	15.28	15.06	15.42	15.29	15.00	15.52	15.29	14.76	15.51	15.82	16.84		
		Cumulative time (s)	169.79	154.51	139.45	124.03	108.74	93.74	78.22	62.93	48.17	32.66	16.84	3:22.82	
		Speed (m/s)	13.09	13.28	12.97	13.08	13.33	12.89	13.08	13.55	12.89	12.64	11.88	12.82	
		Stride length (m)	5.93	6.07	5.96	6.05	6.22	6.02	6.01	6.10	5.91	5.90	5.92	5.97	
		Stride duration (s)	0.453	0.457	0.460	0.463	0.467	0.468	0.460	0.450	0.458	0.467	0.499	0.465	
		Stride efficiency (%)	54.94	57.52	55.59	57.25	60.52	56.72	56.50	58.17	54.56	54.33	54.84	55.64	
		Stride count	33.73	32.97	33.53	33.04	32.14	33.20	33.26	32.78	33.85	33.92	33.76	435.74	

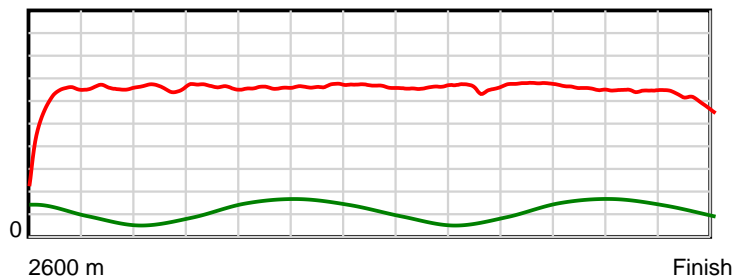
10 m Stride length



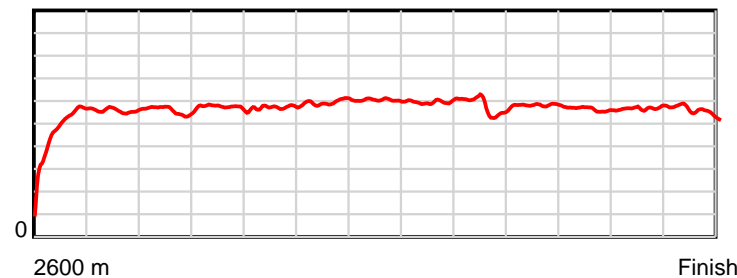
0.6 s Stride duration



20 m/sec Speed



100 % Stride efficiency



Note: Horizontal distance axis grid lines are 200m furlongs.

Disclaimer.

HRNZ and NZMTC and Thoroughbred Ratings Pty Ltd accepts no responsibility for the completeness or accuracy of any of the information contained herein, and makes no representations about its suitability for any particular purpose. Users should make their own judgements about those matters and/or seek independent advice. You assume all risks associated with use of the data provided on this page.



Race Results



June 30, 2023, Race 5, LUNCHEON FUNDRAISER- SUPPORTING MENTAL HEALTH CHARITIES TROT, Distance 2600m, Addington - Survey 3200m

Result	TAB no.	Horse (Barrier)	2600 to	2400m to
11th	4	Tres Magnificu... (4)	2400m	2200m
		Position in running (margin)	-	9(10.4)
		Sectional time (s)	18.24	17.38
		Cumulative time (s)	210.58	192.34
		Speed (m/s)	10.97	11.51
		Stride length (m)	4.87	5.24
		Stride duration (s)	0.443	0.456
		Stride efficiency (%)	37.04	42.98
		Stride count	41.08	38.13

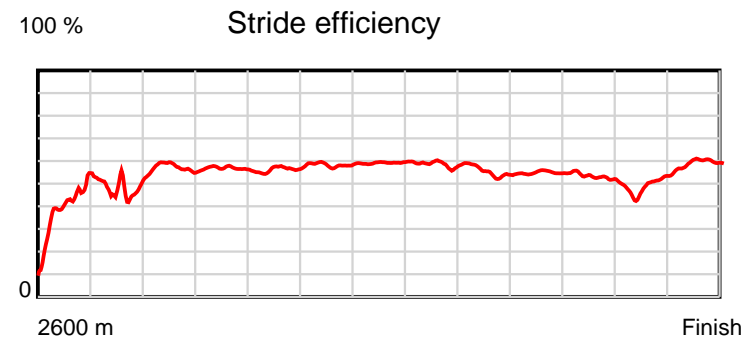
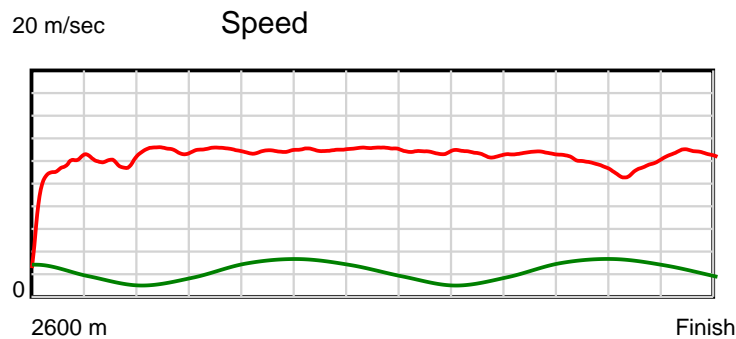
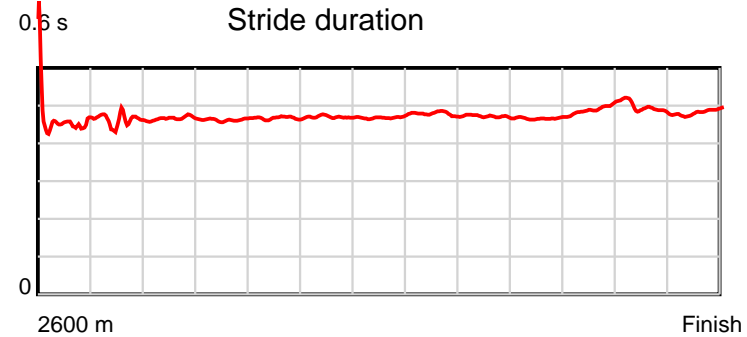
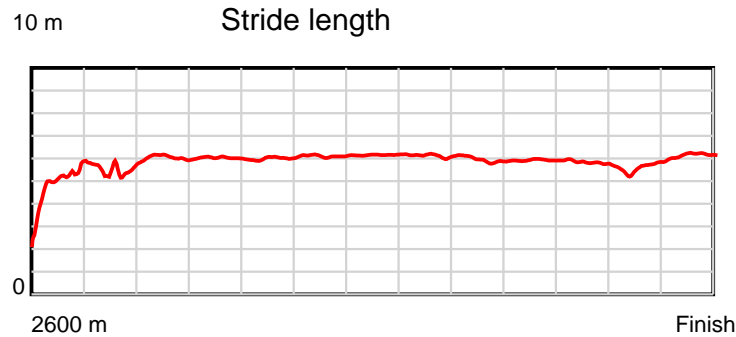
Disclaimer.

HRNZ and NZMTC and Thoroughbred Ratings Pty Ltd accepts no responsibility for the completeness or accuracy of any of the information contained herein, and makes no representations about its suitability for any particular purpose. Users should make their own judgements about those matters and/or seek independent advice. You assume all risks associated with use of the data provided on this page.

Race Results

June 30, 2023, Race 5, LUNCHEON FUNDRAISER- SUPPORTING MENTAL HEALTH CHARITIES TROT, Distance 2600m, Addington - Survey 3200m

Result	TAB no.	Horse (Barrier)	2200m to	2000m to	1800m to	1600m to	1400m to	1200m to	1000m to	800m to	600m to	400m to	200m to	Total or	Margin
11th	4	Tres Magnificu... (4)	2000m	1800m	1600m	1400m	1200m	1000m	800m	600m	400m	200m	WP	Average	
		Position in running (margin)	13(23.8)	13(24.6)	13(23.5)	13(23.2)	13(23.7)	13(24.1)	13(25.9)	13(29.9)	12(34.4)	12(47.1)	11(62.7)		64.10
		Sectional time (s)	15.40	15.26	15.52	15.51	15.22	15.80	15.78	15.76	17.08	17.82	15.81		
		Cumulative time (s)	174.96	159.56	144.30	128.78	113.27	98.05	82.25	66.47	50.71	33.63	15.81	3:30.58	
		Speed (m/s)	12.99	13.11	12.89	12.89	13.14	12.66	12.67	12.69	11.71	11.22	12.65	12.35	
		Stride length (m)	6.06	6.06	6.01	6.07	6.16	6.05	5.97	5.92	5.77	5.54	6.12	5.81	
		Stride duration (s)	0.466	0.462	0.467	0.470	0.469	0.478	0.471	0.466	0.493	0.493	0.484	0.470	
		Stride efficiency (%)	57.31	57.44	56.53	57.49	59.37	57.16	55.75	54.74	52.10	47.92	58.59	52.71	
		Stride count	33.03	32.99	33.25	32.97	32.45	33.07	33.48	33.79	34.64	36.12	32.66	447.66	



Note: Horizontal distance axis grid lines are 200m furlongs.

Disclaimer.

HRNZ and NZMTC and Thoroughbred Ratings Pty Ltd accepts no responsibility for the completeness or accuracy of any of the information contained herein, and makes no representations about its suitability for any particular purpose. Users should make their own judgements about those matters and/or seek independent advice. You assume all risks associated with use of the data provided on this page.



Race Results



June 30, 2023, Race 5, LUNCHEON FUNDRAISER- SUPPORTING MENTAL HEALTH CHARITIES TROT, Distance 2600m, Addington - Survey 3200m

Result	TAB no.	Horse (Barrier)	2600 to	2400m to
12th	2	Master Class (2)	2400m	2200m
		Position in running (margin)	-	2(0.5)
		Sectional time (s)	16.61	15.51
		Cumulative time (s)	211.53	194.92
		Speed (m/s)	12.04	12.89
		Stride length (m)	5.53	5.88
		Stride duration (s)	0.444	0.456
		Stride efficiency (%)	47.77	54.09
		Stride count	36.17	33.99

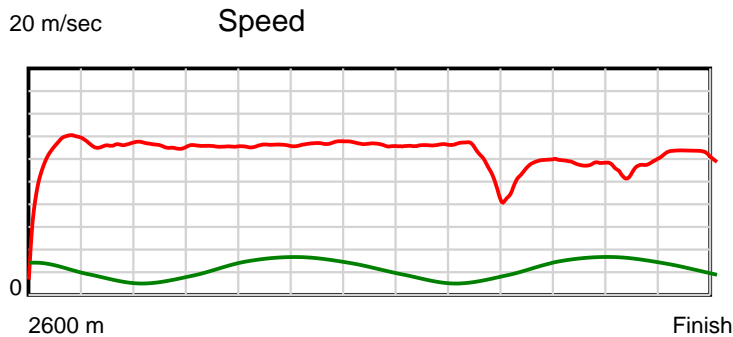
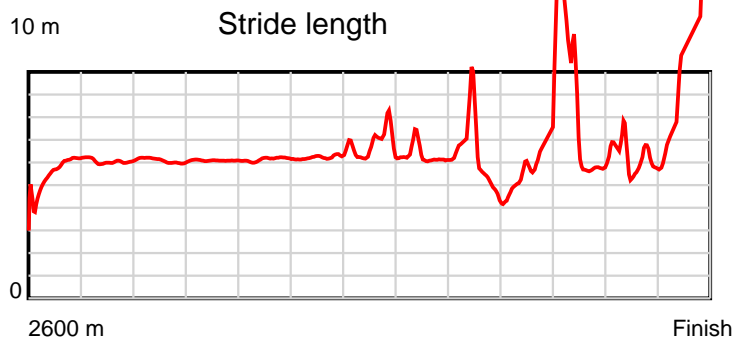
Disclaimer.

HRNZ and NZMTC and Thoroughbred Ratings Pty Ltd accepts no responsibility for the completeness or accuracy of any of the information contained herein, and makes no representations about its suitability for any particular purpose. Users should make their own judgements about those matters and/or seek independent advice. You assume all risks associated with use of the data provided on this page.

Race Results

June 30, 2023, Race 5, LUNCHEON FUNDRAISER- SUPPORTING MENTAL HEALTH CHARITIES TROT, Distance 2600m, Addington - Survey 3200m

Result	TAB no.	Horse (Barrier)	2200m to	2000m to	1800m to	1600m to	1400m to	1200m to	1000m to	800m to	600m to	400m to	200m to	Total or	Margin
12th	2	Master Class (2)	2000m	1800m	1600m	1400m	1200m	1000m	800m	600m	400m	200m	WP	Average	
		Position in running (margin)	2(2.7)	3(3.4)	3(2.4)	2(2.1)	2(1.5)	2(1.0)	2(0.7)	12(20.8)	13(36.1)	13(49.7)	12(64.8)		69.30
		Sectional time (s)	15.39	15.28	15.50	15.34	15.07	15.45	18.45	17.57	17.22	17.74	16.40		
		Cumulative time (s)	179.41	164.02	148.74	133.24	117.90	102.83	87.38	68.93	51.36	34.14	16.40	3:31.53	
		Speed (m/s)	13.00	13.09	12.90	13.04	13.27	12.94	10.84	11.38	11.61	11.27	12.20	12.29	
		Stride length (m)	6.01	6.06	6.01	6.13	6.55	6.08	5.34	5.79	6.13	5.83	8.68	6.08	
		Stride duration (s)	0.462	0.463	0.466	0.470	0.494	0.470	0.493	0.509	0.527	0.517	0.712	0.494	
		Stride efficiency (%)	56.37	57.45	56.47	58.68	67.08	57.71	44.54	52.37	58.66	53.08	117.64	57.72	
		Stride count	33.30	32.98	33.27	32.64	30.53	32.91	37.46	34.55	32.64	34.31	23.05	427.80	



Note: Horizontal distance axis grid lines are 200m furlongs.

Disclaimer.

HRNZ and NZMTC and Thoroughbred Ratings Pty Ltd accepts no responsibility for the completeness or accuracy of any of the information contained herein, and makes no representations about its suitability for any particular purpose. Users should make their own judgements about those matters and/or seek independent advice. You assume all risks associated with use of the data provided on this page.



Race Results



June 30, 2023, Race 5, LUNCHEON FUNDRAISER- SUPPORTING MENTAL HEALTH CHARITIES TROT, Distance 2600m, Addington - Survey 3200m

Result	TAB no.	Horse (Barrier)	2600 to	2400m to
13th	12	Cheval Rouge (11)	2400m	2200m
		Position in running (margin)	-	12(14.8)
		Sectional time (s)	19.01	15.38
		Cumulative time (s)	219.17	200.16
		Speed (m/s)	10.52	13.00
		Stride length (m)	5.67	6.20
		Stride duration (s)	0.483	0.477
		Stride efficiency (%)	50.32	60.14
		Stride count	35.24	32.24

Disclaimer.

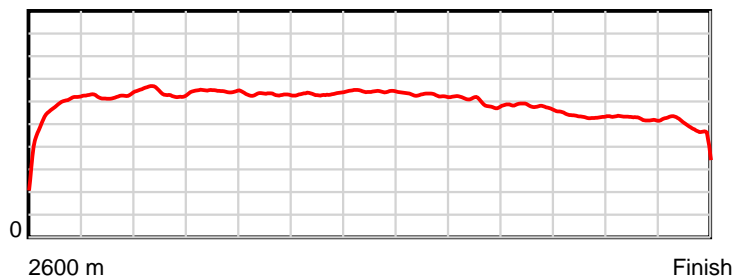
HRNZ and NZMTC and Thoroughbred Ratings Pty Ltd accepts no responsibility for the completeness or accuracy of any of the information contained herein, and makes no representations about its suitability for any particular purpose. Users should make their own judgements about those matters and/or seek independent advice. You assume all risks associated with use of the data provided on this page.

Race Results

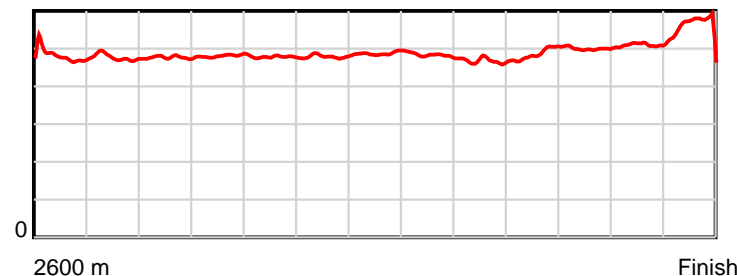
June 30, 2023, Race 5, LUNCHEON FUNDRAISER- SUPPORTING MENTAL HEALTH CHARITIES TROT, Distance 2600m, Addington - Survey 3200m

Result	TAB no.	Horse (Barrier)	2200m to	2000m to	1800m to	1600m to	1400m to	1200m to	1000m to	800m to	600m to	400m to	200m to	Total or	Margin
13th	12	Cheval Rouge (11)	2000m	1800m	1600m	1400m	1200m	1000m	800m	600m	400m	200m	WP	Average	
		Position in running (margin)	10(16.2)	9(13.4)	9(10.3)	8(8.3)	8(7.6)	9(7.2)	9(7.5)	8(10.4)	11(21.2)	11(44.7)	13(70.7)		111.80
		Sectional time (s)	14.80	14.92	15.24	15.31	15.09	15.56	15.59	16.82	18.87	19.55	23.03		
		Cumulative time (s)	184.78	169.98	155.06	139.82	124.51	109.42	93.86	78.27	61.45	42.58	23.03	3:39.17	
		Speed (m/s)	13.51	13.40	13.12	13.06	13.25	12.85	12.83	11.89	10.60	10.23	8.68	11.86	
		Stride length (m)	6.44	6.45	6.28	6.26	6.46	6.20	6.00	5.79	5.30	5.22	4.76	5.88	
		Stride duration (s)	0.476	0.481	0.478	0.479	0.488	0.483	0.467	0.487	0.500	0.510	0.549	0.495	
		Stride efficiency (%)	64.83	64.95	61.54	61.21	65.30	60.12	56.17	52.40	43.93	42.51	35.48	53.95	
		Stride count	31.05	31.02	31.87	31.95	30.94	32.25	33.36	34.54	37.72	38.34	41.97	442.49	

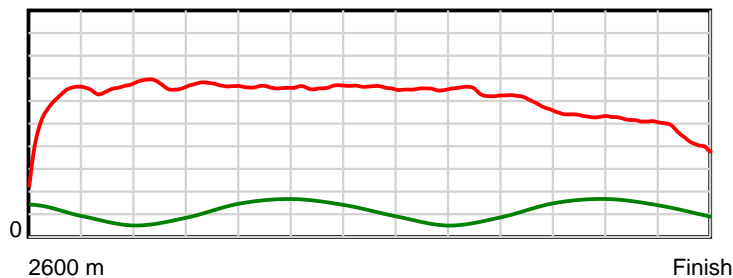
10 m Stride length



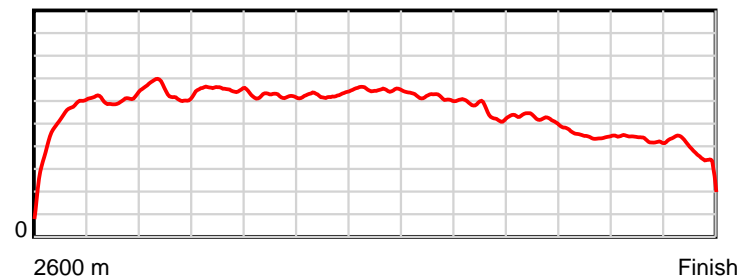
0.6 s Stride duration



20 m/sec Speed



100 % Stride efficiency



Note: Horizontal distance axis grid lines are 200m furlongs.

Disclaimer.

HRNZ and NZMTC and Thoroughbred Ratings Pty Ltd accepts no responsibility for the completeness or accuracy of any of the information contained herein, and makes no representations about its suitability for any particular purpose. Users should make their own judgements about those matters and/or seek independent advice. You assume all risks associated with use of the data provided on this page.