



Race Results

NZ Metropolitan Trotting Club Inc, HRNZ, June 30, 2023

Compilation date: June 30, 2023, 8:18:07 PM (NZST)

Copyright © 2023 HRNZ and NZMTC. All rights reserved.

Trademarks.

StrideMASTER is a registered trademark of Thoroughbred Ratings Pty Ltd.

Disclaimer.

HRNZ and NZMTC and Thoroughbred Ratings Pty Ltd accepts no responsibility for the completeness or accuracy of any of the information contained herein, and makes no representations about its suitability for any particular purpose. Users should make their own judgements about those matters and/or seek independent advice. You assume all risks associated with use of the data provided on this page.



Race Results



June 30, 2023, Race 7, FAULKS INVESTMENTS HANDICAP PACE, Distance 2600m, Addington - Survey 3200m

Result	TAB no.	Horse (Barrier)	2600 to	2400m to
1st	8	American Me (3)	2400m	2200m
		Position in running (margin)	-	4(8.4)
		Sectional time (s)	17.15	14.97
		Cumulative time (s)	192.81	175.66
		Speed (m/s)	11.66	13.36
		Stride length (m)	5.99	6.22
		Stride duration (s)	0.450	0.466
		Stride efficiency (%)	56.15	60.53
		Stride count	33.36	32.13

Disclaimer.

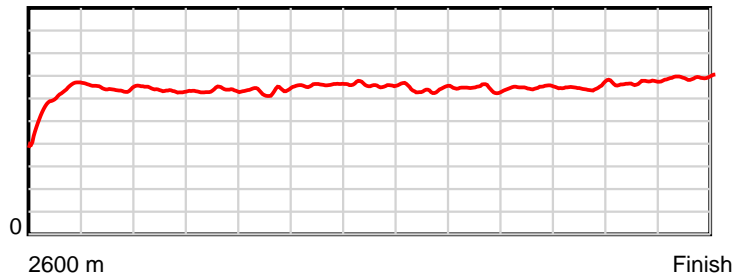
HRNZ and NZMTC and Thoroughbred Ratings Pty Ltd accepts no responsibility for the completeness or accuracy of any of the information contained herein, and makes no representations about its suitability for any particular purpose. Users should make their own judgements about those matters and/or seek independent advice. You assume all risks associated with use of the data provided on this page.

Race Results

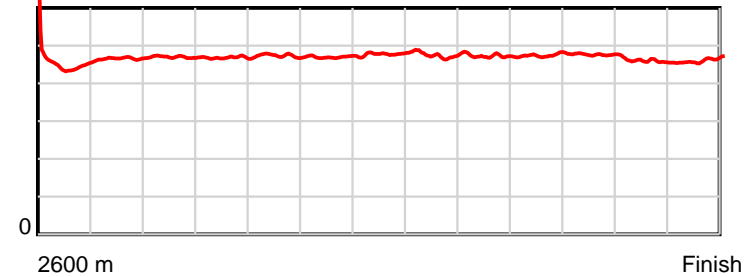
June 30, 2023, Race 7, FAULKS INVESTMENTS HANDICAP PACE, Distance 2600m, Addington - Survey 3200m

Result	TAB no.	Horse (Barrier)	2200m to	2000m to	1800m to	1600m to	1400m to	1200m to	1000m to	800m to	600m to	400m to	200m to	Total or	Margin
1st	8	American Me (3)	2000m	1800m	1600m	1400m	1200m	1000m	800m	600m	400m	200m	WP	Average	
		Position in running (margin)	4(7.0)	4(9.7)	4(9.4)	5(10.5)	4(7.8)	4(6.0)	5(4.5)	5(4.4)	5(4.1)	6(5.2)	4(2.8)		0.00
		Sectional time (s)	15.16	14.70	15.31	14.19	14.56	15.02	14.85	14.52	14.89	13.85	13.64		
		Cumulative time (s)	160.69	145.53	130.83	115.52	101.33	86.77	71.75	56.90	42.38	27.49	13.64	3:12.81	
		Speed (m/s)	13.19	13.61	13.06	14.09	13.74	13.32	13.47	13.77	13.43	14.44	14.66	13.48	
		Stride length (m)	6.19	6.37	6.18	6.62	6.57	6.34	6.35	6.55	6.39	6.62	6.78	6.39	
		Stride duration (s)	0.470	0.468	0.474	0.470	0.478	0.476	0.472	0.475	0.476	0.459	0.462	0.474	
		Stride efficiency (%)	59.95	63.33	59.76	68.49	67.42	62.73	63.10	66.94	63.84	68.45	71.88	63.83	
		Stride count	32.29	31.42	32.34	30.21	30.45	31.57	31.47	30.56	31.29	30.22	29.49	406.80	

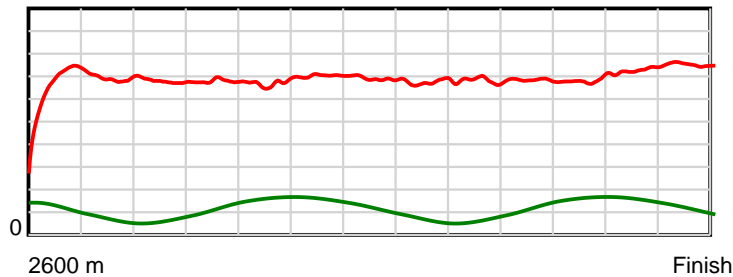
10 m Stride length



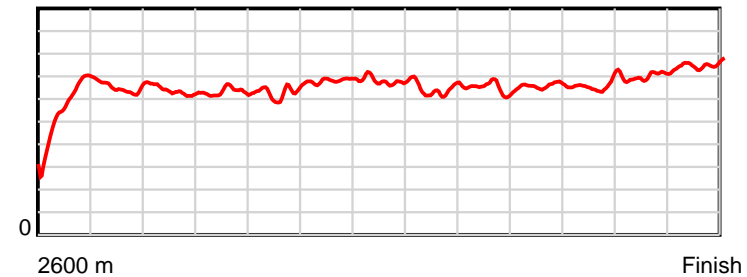
0.6 s Stride duration



20 m/sec Speed



100 % Stride efficiency



Note: Horizontal distance axis grid lines are 200m furlongs.

Disclaimer.

HRNZ and NZMTC and Thoroughbred Ratings Pty Ltd accepts no responsibility for the completeness or accuracy of any of the information contained herein, and makes no representations about its suitability for any particular purpose. Users should make their own judgements about those matters and/or seek independent advice. You assume all risks associated with use of the data provided on this page.



Race Results



June 30, 2023, Race 7, FAULKS INVESTMENTS HANDICAP PACE, Distance 2600m, Addington - Survey 3200m

Result	TAB no.	Horse (Barrier)	2600 to	2400m to
2nd	2	Teds Legacy (4)	2400m	2200m
		Position in running (margin)	-	2(2.6)
		Sectional time (s)	16.24	14.77
		Cumulative time (s)	192.84	176.60
		Speed (m/s)	12.32	13.54
		Stride length (m)	5.66	6.12
		Stride duration (s)	0.461	0.452
		Stride efficiency (%)	50.14	58.46
		Stride count	35.31	32.70

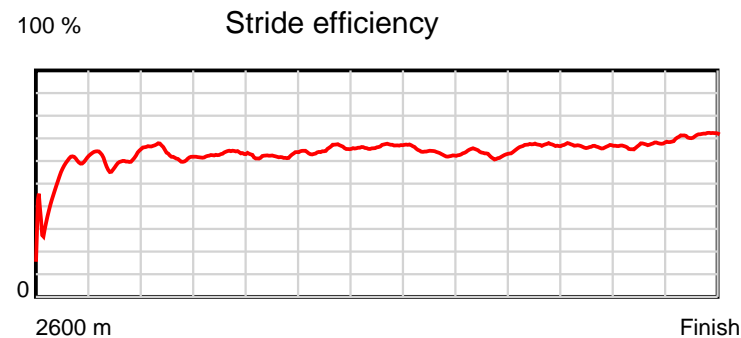
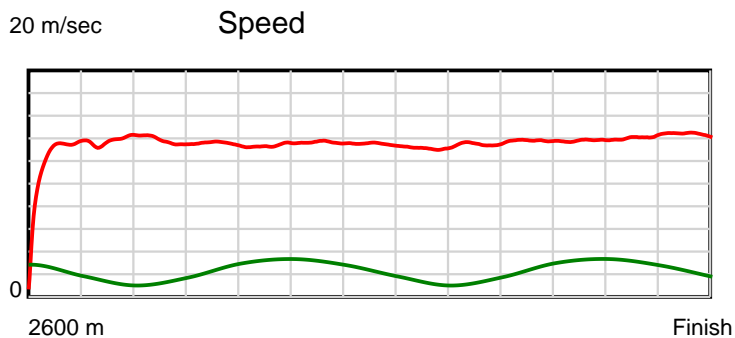
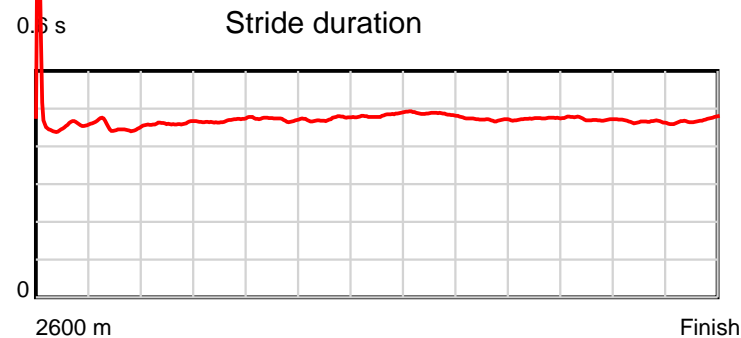
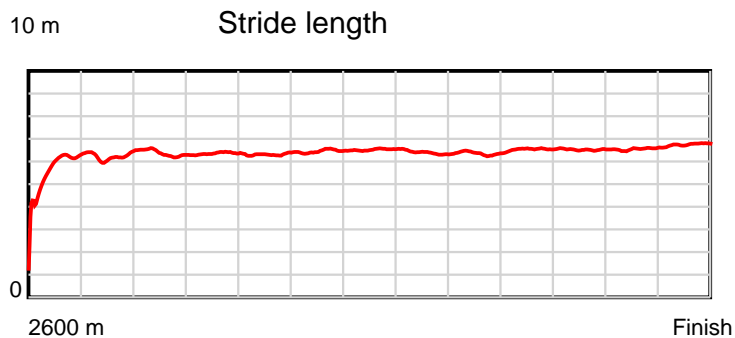
Disclaimer.

HRNZ and NZMTC and Thoroughbred Ratings Pty Ltd accepts no responsibility for the completeness or accuracy of any of the information contained herein, and makes no representations about its suitability for any particular purpose. Users should make their own judgements about those matters and/or seek independent advice. You assume all risks associated with use of the data provided on this page.

Race Results

June 30, 2023, Race 7, FAULKS INVESTMENTS HANDICAP PACE, Distance 2600m, Addington - Survey 3200m

Result	TAB no.	Horse (Barrier)	2200m to	2000m to	1800m to	1600m to	1400m to	1200m to	1000m to	800m to	600m to	400m to	200m to	Total or	Margin
2nd	2	Teds Legacy (4)	2000m	1800m	1600m	1400m	1200m	1000m	800m	600m	400m	200m	WP	Average	
		Position in running (margin)	1(0.0)	1(0.0)	1(0.0)	1(0.0)	1(0.0)	1(0.0)	1(0.0)	1(0.0)	1(0.0)	1(0.0)	1(0.0)		0.03
		Sectional time (s)	14.72	14.76	15.13	14.65	14.85	15.27	14.86	14.57	14.70	14.26	14.06		
		Cumulative time (s)	161.83	147.11	132.35	117.22	102.57	87.72	72.45	57.59	43.02	28.32	14.06	3:12.84	
		Speed (m/s)	13.59	13.55	13.22	13.65	13.47	13.10	13.46	13.73	13.61	14.03	14.22	13.48	
		Stride length (m)	6.26	6.34	6.24	6.45	6.51	6.37	6.34	6.50	6.43	6.52	6.68	6.33	
		Stride duration (s)	0.461	0.468	0.472	0.473	0.483	0.486	0.471	0.474	0.472	0.465	0.470	0.470	
		Stride efficiency (%)	61.28	62.88	60.83	65.10	66.20	63.40	62.83	66.03	64.58	66.51	69.77	62.64	
		Stride count	31.94	31.53	32.06	30.99	30.73	31.40	31.54	30.77	31.11	30.66	29.93	410.67	



Note: Horizontal distance axis grid lines are 200m furlongs.

Disclaimer.

HRNZ and NZMTC and Thoroughbred Ratings Pty Ltd accepts no responsibility for the completeness or accuracy of any of the information contained herein, and makes no representations about its suitability for any particular purpose. Users should make their own judgements about those matters and/or seek independent advice. You assume all risks associated with use of the data provided on this page.



Race Results



June 30, 2023, Race 7, FAULKS INVESTMENTS HANDICAP PACE, Distance 2600m, Addington - Survey 3200m

Result	TAB no.	Horse (Barrier)	2600 to	2400m to
3rd	6	Jack Tar (1)	2400m	2200m
		Position in running (margin)	-	3(5.7)
		Sectional time (s)	17.01	15.05
		Cumulative time (s)	192.95	175.94
		Speed (m/s)	11.76	13.29
		Stride length (m)	5.64	6.33
		Stride duration (s)	0.476	0.476
		Stride efficiency (%)	49.77	62.64
		Stride count	35.44	31.59

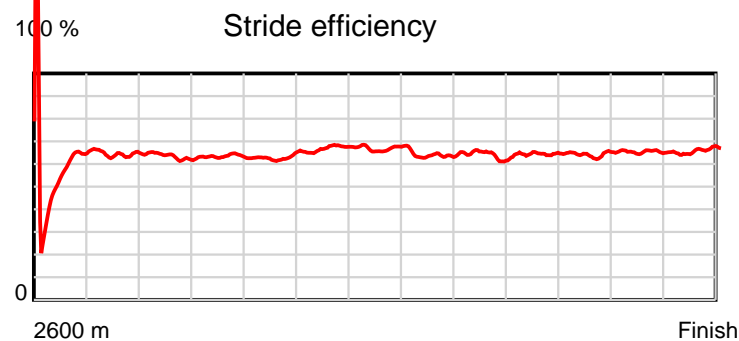
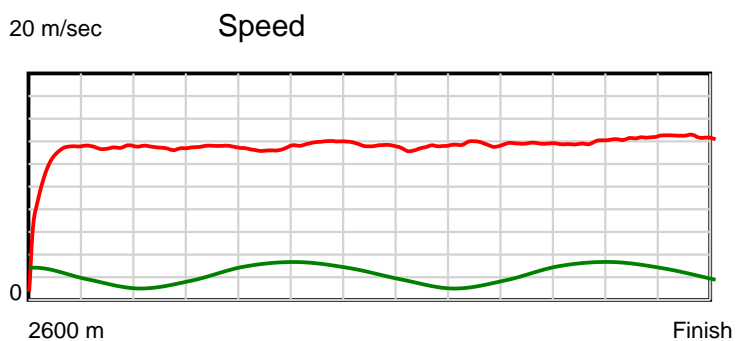
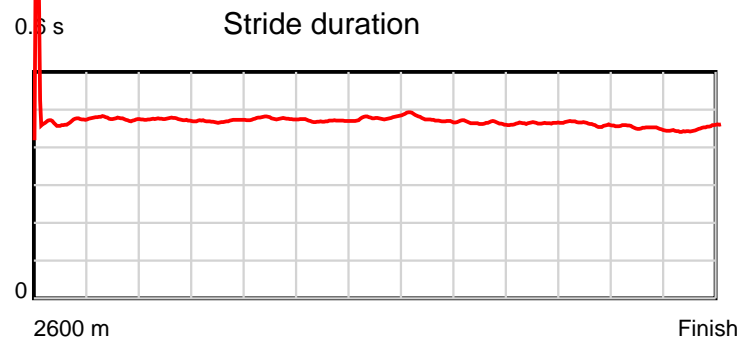
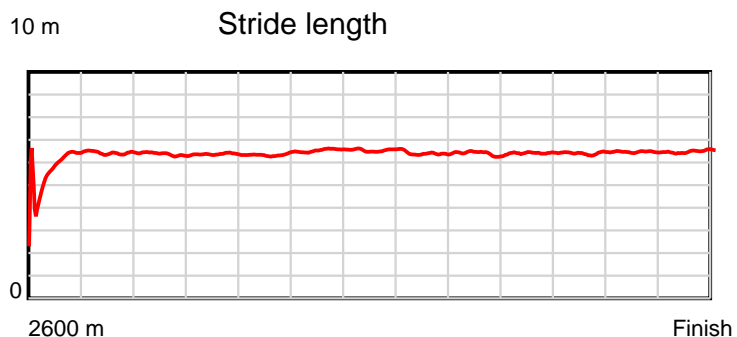
Disclaimer.

HRNZ and NZMTC and Thoroughbred Ratings Pty Ltd accepts no responsibility for the completeness or accuracy of any of the information contained herein, and makes no representations about its suitability for any particular purpose. Users should make their own judgements about those matters and/or seek independent advice. You assume all risks associated with use of the data provided on this page.

Race Results

June 30, 2023, Race 7, FAULKS INVESTMENTS HANDICAP PACE, Distance 2600m, Addington - Survey 3200m

Result	TAB no.	Horse (Barrier)	2200m to	2000m to	1800m to	1600m to	1400m to	1200m to	1000m to	800m to	600m to	400m to	200m to	Total or	Margin
3rd	6	Jack Tar (1)	2000m	1800m	1600m	1400m	1200m	1000m	800m	600m	400m	200m	WP	Average	
		Position in running (margin)	3(4.7)	3(7.2)	3(7.2)	3(8.2)	3(6.0)	3(4.5)	3(2.6)	3(2.3)	2(1.6)	2(2.7)	2(1.1)		0.80
		Sectional time (s)	15.12	14.76	15.31	14.28	14.60	14.95	14.80	14.46	14.88	14.00	13.73		
		Cumulative time (s)	160.89	145.77	131.01	115.70	101.42	86.82	71.87	57.07	42.61	27.73	13.73	3:12.95	
		Speed (m/s)	13.23	13.55	13.06	14.01	13.70	13.38	13.51	13.83	13.44	14.29	14.57	13.48	
		Stride length (m)	6.26	6.37	6.22	6.58	6.57	6.35	6.27	6.42	6.20	6.44	6.55	6.31	
		Stride duration (s)	0.474	0.470	0.476	0.470	0.479	0.474	0.464	0.464	0.461	0.451	0.450	0.469	
		Stride efficiency (%)	61.32	63.39	60.51	67.67	67.39	62.95	61.43	64.38	60.07	64.84	67.11	62.31	
		Stride count	31.93	31.40	32.14	30.39	30.46	31.51	31.90	31.16	32.26	31.05	30.52	411.75	



Note: Horizontal distance axis grid lines are 200m furlongs.

Disclaimer.

HRNZ and NZMTC and Thoroughbred Ratings Pty Ltd accepts no responsibility for the completeness or accuracy of any of the information contained herein, and makes no representations about its suitability for any particular purpose. Users should make their own judgements about those matters and/or seek independent advice. You assume all risks associated with use of the data provided on this page.



Race Results



June 30, 2023, Race 7, FAULKS INVESTMENTS HANDICAP PACE, Distance 2600m, Addington - Survey 3200m

Result	TAB no.	Horse (Barrier)	2600 to	2400m to
4th	7	Deny Everythin... (2)	2400m	2200m
		Position in running (margin)	-	5(11.0)
		Sectional time (s)	17.80	14.69
		Cumulative time (s)	193.55	175.75
		Speed (m/s)	11.24	13.61
		Stride length (m)	6.12	6.86
		Stride duration (s)	0.476	0.504
		Stride efficiency (%)	58.55	73.63
		Stride count	32.67	29.14

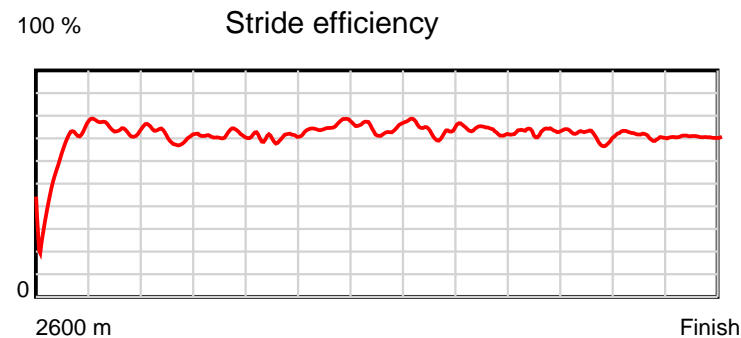
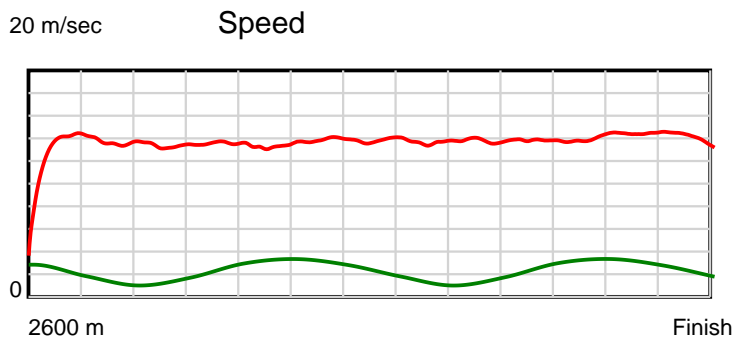
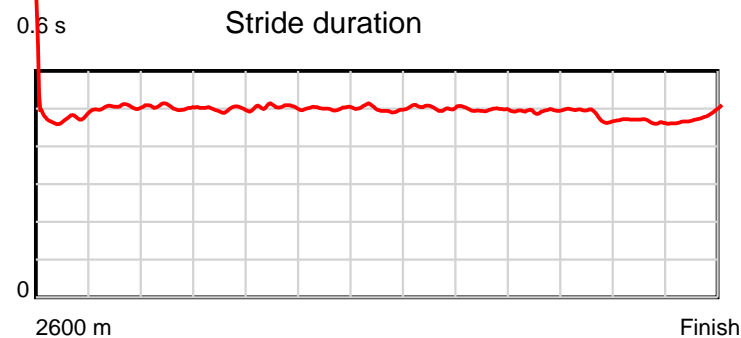
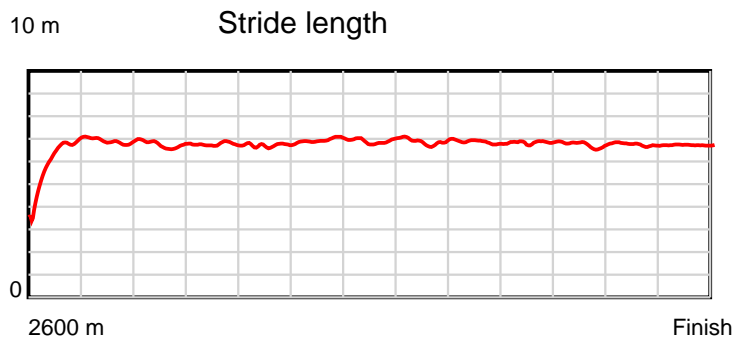
Disclaimer.

HRNZ and NZMTC and Thoroughbred Ratings Pty Ltd accepts no responsibility for the completeness or accuracy of any of the information contained herein, and makes no representations about its suitability for any particular purpose. Users should make their own judgements about those matters and/or seek independent advice. You assume all risks associated with use of the data provided on this page.

Race Results

June 30, 2023, Race 7, FAULKS INVESTMENTS HANDICAP PACE, Distance 2600m, Addington - Survey 3200m

Result	TAB no.	Horse (Barrier)	2200m to	2000m to	1800m to	1600m to	1400m to	1200m to	1000m to	800m to	600m to	400m to	200m to	Total or	Margin
4th	7	Deny Everythin... (2)	2000m	1800m	1600m	1400m	1200m	1000m	800m	600m	400m	200m	WP	Average	
		Position in running (margin)	5(7.9)	5(10.5)	5(10.4)	4(10.3)	5(9.1)	5(6.5)	4(3.8)	4(3.5)	4(2.9)	3(2.7)	3(1.6)		4.10
		Sectional time (s)	15.15	14.74	15.11	14.45	14.42	14.82	14.81	14.47	14.66	14.07	14.36		
		Cumulative time (s)	161.06	145.91	131.17	116.06	101.61	87.19	72.37	57.56	43.09	28.43	14.36	3:13.55	
		Speed (m/s)	13.20	13.57	13.24	13.84	13.87	13.50	13.50	13.82	13.64	14.21	13.93	13.43	
		Stride length (m)	6.65	6.76	6.68	6.93	6.93	6.79	6.70	6.83	6.59	6.63	6.71	6.70	
		Stride duration (s)	0.504	0.498	0.504	0.501	0.499	0.503	0.496	0.495	0.483	0.466	0.482	0.499	
		Stride efficiency (%)	69.18	71.41	69.67	75.00	74.94	72.09	70.12	72.97	67.76	68.61	70.36	70.14	
		Stride count	30.06	29.59	29.95	28.87	28.88	29.45	29.86	29.27	30.37	30.18	29.80	388.09	



Note: Horizontal distance axis grid lines are 200m furlongs.

Disclaimer.

HRNZ and NZMTC and Thoroughbred Ratings Pty Ltd accepts no responsibility for the completeness or accuracy of any of the information contained herein, and makes no representations about its suitability for any particular purpose. Users should make their own judgements about those matters and/or seek independent advice. You assume all risks associated with use of the data provided on this page.



Race Results



June 30, 2023, Race 7, FAULKS INVESTMENTS HANDICAP PACE, Distance 2600m, Addington - Survey 3200m

Result	TAB no.	Horse (Barrier)	2600 to	2400m to
5th	5	Midfrew Luisia... (0)	2400m	2200m
		Position in running (margin)	-	6(16.8)
		Sectional time (s)	18.71	14.23
		Cumulative time (s)	195.78	177.07
		Speed (m/s)	10.69	14.05
		Stride length (m)	5.15	7.10
		Stride duration (s)	0.482	0.505
		Stride efficiency (%)	41.46	78.74
		Stride count	38.83	28.18

Disclaimer.

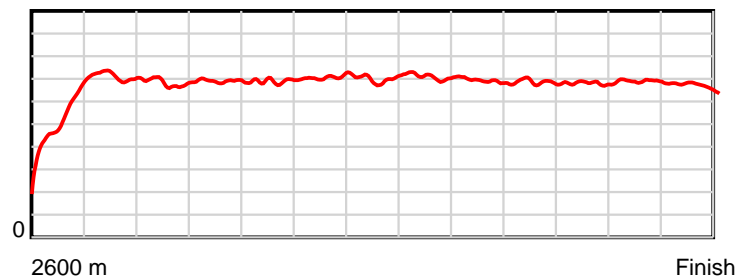
HRNZ and NZMTC and Thoroughbred Ratings Pty Ltd accepts no responsibility for the completeness or accuracy of any of the information contained herein, and makes no representations about its suitability for any particular purpose. Users should make their own judgements about those matters and/or seek independent advice. You assume all risks associated with use of the data provided on this page.

Race Results

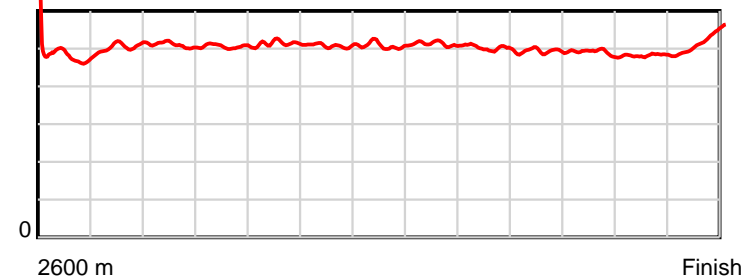
June 30, 2023, Race 7, FAULKS INVESTMENTS HANDICAP PACE, Distance 2600m, Addington - Survey 3200m

Result	TAB no.	Horse (Barrier)	2200m to	2000m to	1800m to	1600m to	1400m to	1200m to	1000m to	800m to	600m to	400m to	200m to	Total or	Margin
5th	5	Midfrew Luisia... (0)	2000m	1800m	1600m	1400m	1200m	1000m	800m	600m	400m	200m	WP	Average	
		Position in running (margin)	6(11.0)	6(13.6)	6(12.8)	6(11.8)	6(11.0)	6(8.4)	6(4.5)	6(5.1)	6(4.6)	5(4.8)	5(5.6)		16.50
		Sectional time (s)	15.16	14.61	14.96	14.52	14.41	14.63	14.95	14.50	14.73	14.38	15.99		
		Cumulative time (s)	162.84	147.68	133.07	118.11	103.59	89.18	74.55	59.60	45.10	30.37	15.99	3:15.78	
		Speed (m/s)	13.19	13.69	13.37	13.77	13.88	13.67	13.38	13.79	13.58	13.91	12.51	13.28	
		Stride length (m)	6.71	6.93	6.86	7.00	7.03	7.00	6.70	6.80	6.65	6.70	6.57	6.67	
		Stride duration (s)	0.509	0.506	0.514	0.508	0.507	0.512	0.501	0.493	0.490	0.482	0.525	0.502	
		Stride efficiency (%)	70.44	74.95	73.63	76.63	77.32	76.67	70.13	72.33	69.08	70.15	67.47	69.46	
		Stride count	29.79	28.88	29.14	28.56	28.43	28.55	29.85	29.40	30.08	29.85	30.44	389.98	

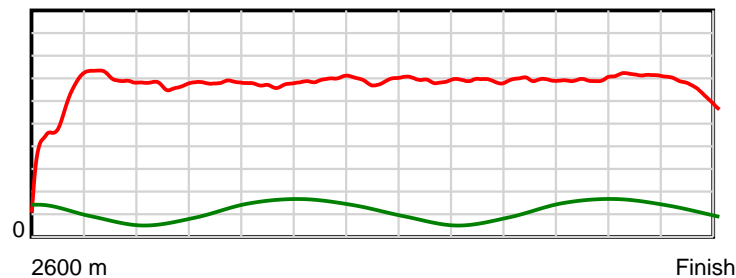
10 m Stride length



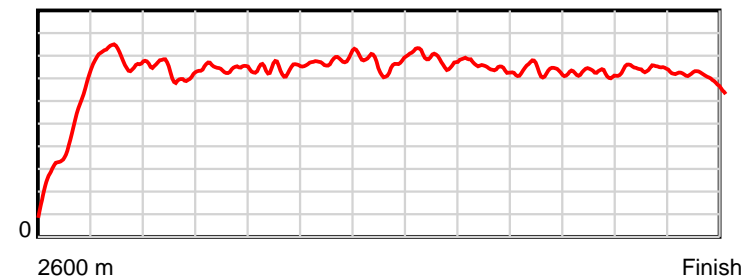
0.5 s Stride duration



20 m/sec Speed



100 % Stride efficiency



Note: Horizontal distance axis grid lines are 200m furlongs.

Disclaimer.

HRNZ and NZMTC and Thoroughbred Ratings Pty Ltd accepts no responsibility for the completeness or accuracy of any of the information contained herein, and makes no representations about its suitability for any particular purpose. Users should make their own judgements about those matters and/or seek independent advice. You assume all risks associated with use of the data provided on this page.



Race Results



June 30, 2023, Race 7, FAULKS INVESTMENTS HANDICAP PACE, Distance 2600m, Addington - Survey 3200m

Result	TAB no.	Horse (Barrier)	2600 to	2400m to
6th	3	Major Memphis (5)	2400m	2200m
		Position in running (margin)	-	1(0.0)
		Sectional time (s)	15.86	15.33
		Cumulative time (s)	196.26	180.40
		Speed (m/s)	12.61	13.05
		Stride length (m)	5.64	6.18
		Stride duration (s)	0.444	0.473
		Stride efficiency (%)	49.69	59.65
		Stride count	35.47	32.37

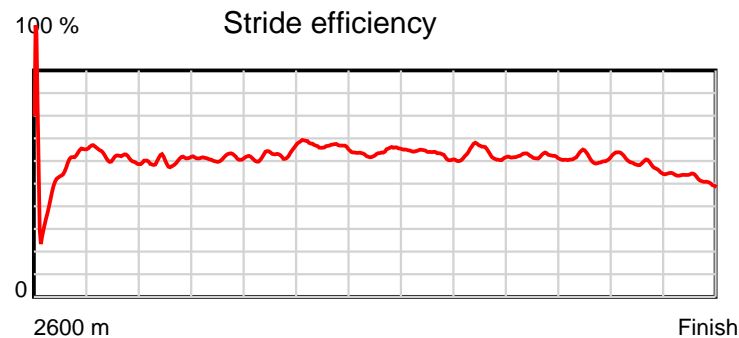
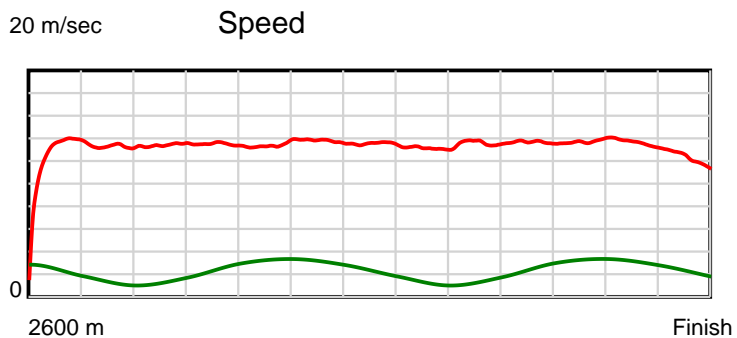
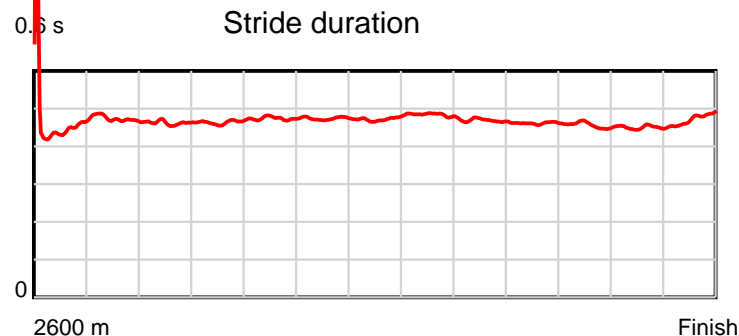
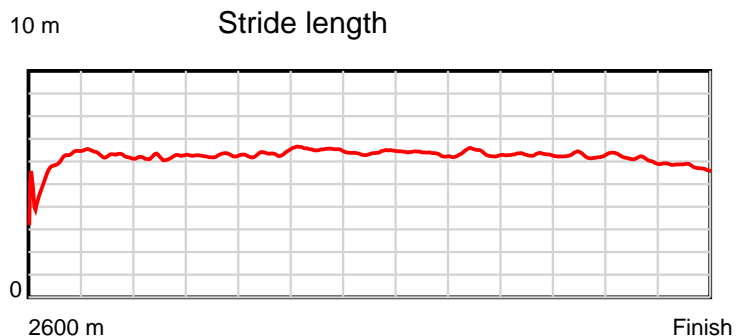
Disclaimer.

HRNZ and NZMTC and Thoroughbred Ratings Pty Ltd accepts no responsibility for the completeness or accuracy of any of the information contained herein, and makes no representations about its suitability for any particular purpose. Users should make their own judgements about those matters and/or seek independent advice. You assume all risks associated with use of the data provided on this page.

Race Results

June 30, 2023, Race 7, FAULKS INVESTMENTS HANDICAP PACE, Distance 2600m, Addington - Survey 3200m

Result	TAB no.	Horse (Barrier)	2200m to	2000m to	1800m to	1600m to	1400m to	1200m to	1000m to	800m to	600m to	400m to	200m to	Total or	Margin
6th	3	Major Memphis (5)	2000m	1800m	1600m	1400m	1200m	1000m	800m	600m	400m	200m	WP	Average	
		Position in running (margin)	2(0.7)	2(2.3)	2(2.5)	2(2.6)	2(2.4)	2(2.1)	2(2.4)	2(2.0)	3(2.3)	4(2.7)	6(5.7)		19.20
		Sectional time (s)	14.98	14.79	15.14	14.61	14.80	15.33	14.79	14.62	14.77	14.75	16.49		
		Cumulative time (s)	165.07	150.09	135.30	120.16	105.55	90.75	75.42	60.63	46.01	31.24	16.49	3:16.26	
		Speed (m/s)	13.35	13.52	13.21	13.69	13.51	13.05	13.52	13.68	13.54	13.56	12.13	13.25	
		Stride length (m)	6.18	6.27	6.26	6.49	6.39	6.31	6.33	6.32	6.17	6.10	5.76	6.18	
		Stride duration (s)	0.463	0.464	0.474	0.474	0.472	0.484	0.468	0.462	0.456	0.450	0.475	0.466	
		Stride efficiency (%)	59.62	61.47	61.24	65.77	63.75	62.26	62.59	62.33	59.53	58.23	51.87	59.59	
		Stride count	32.38	31.89	31.95	30.83	31.31	31.69	31.60	31.67	32.40	32.76	34.72	421.04	



Note: Horizontal distance axis grid lines are 200m furlongs.

Disclaimer.

HRNZ and NZMTC and Thoroughbred Ratings Pty Ltd accepts no responsibility for the completeness or accuracy of any of the information contained herein, and makes no representations about its suitability for any particular purpose. Users should make their own judgements about those matters and/or seek independent advice. You assume all risks associated with use of the data provided on this page.