



Race Results

NZ Metropolitan Trotting Club Inc, HRNZ, June 30, 2023

Compilation date: June 30, 2023, 8:51:46 PM (NZST)

Copyright © 2023 HRNZ and NZMTC. All rights reserved.

Trademarks.

StrideMASTER is a registered trademark of Thoroughbred Ratings Pty Ltd.

Disclaimer.

HRNZ and NZMTC and Thoroughbred Ratings Pty Ltd accepts no responsibility for the completeness or accuracy of any of the information contained herein, and makes no representations about its suitability for any particular purpose. Users should make their own judgements about those matters and/or seek independent advice. You assume all risks associated with use of the data provided on this page.



Race Results



June 30, 2023, Race 8, AIRPARK CANTERBURY MOBILE PACE, Distance 2600m, Addington - Survey 3200m

Result	TAB no.	Horse (Barrier)	2600 to	2400m to
1st	8	Obsession (7)	2400m	2200m
		Position in running (margin)	-	7(10.1)
		Sectional time (s)	14.62	15.96
		Cumulative time (s)	198.25	183.63
		Speed (m/s)	13.68	12.53
		Stride length (m)	26.83	60.14
		Stride duration (s)	1.958	4.800
		Stride efficiency (%)	1124.50	5651.05
		Stride count	7.46	3.33

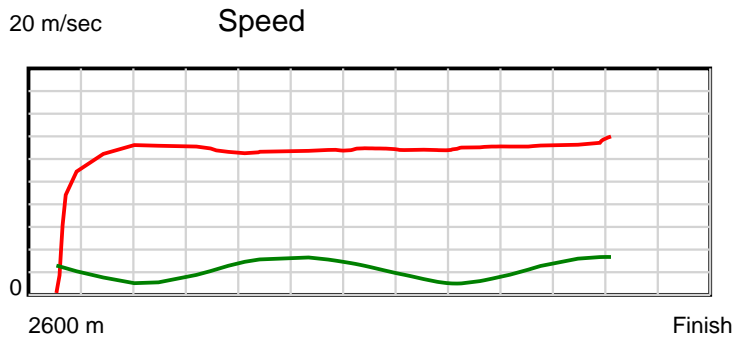
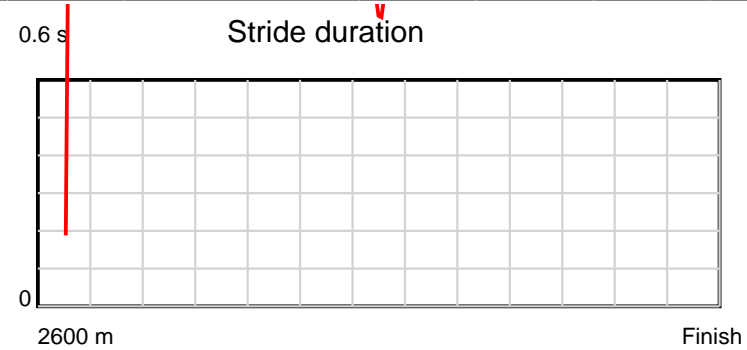
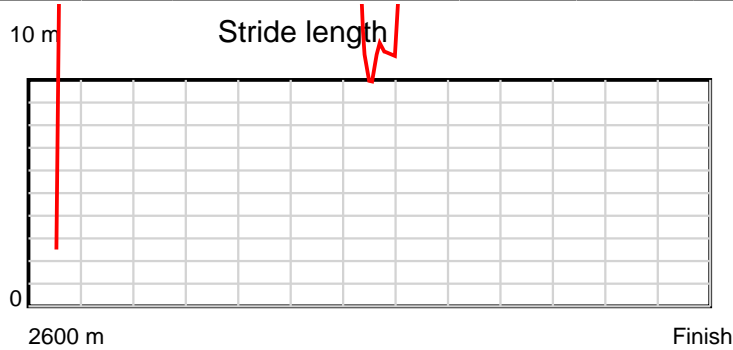
Disclaimer.

HRNZ and NZMTC and Thoroughbred Ratings Pty Ltd accepts no responsibility for the completeness or accuracy of any of the information contained herein, and makes no representations about its suitability for any particular purpose. Users should make their own judgements about those matters and/or seek independent advice. You assume all risks associated with use of the data provided on this page.

Race Results

June 30, 2023, Race 8, AIRPARK CANTERBURY MOBILE PACE, Distance 2600m, Addington - Survey 3200m

Result	TAB no.	Horse (Barrier)	2200m to	2000m to	1800m to	1600m to	1400m to	1200m to	1000m to	800m to	600m to	400m to	200m to	Total or	Margin
1st	8	Obsession (7)	2000m	1800m	1600m	1400m	1200m	1000m	800m	600m	400m	200m	WP	Average	
		Position in running (margin)	7(13.4)	6(7.8)	4(5.1)	3(3.1)	3(3.4)	3(2.7)	3(2.0)	2(1.4)	2(0.6)	2(0.1)	1(0.0)		0.00
		Sectional time (s)	15.93	15.99	16.10	15.78	15.51	15.68	15.44	14.83	14.72	13.89	13.80		
		Cumulative time (s)	167.67	151.74	135.75	119.65	103.87	88.36	72.68	57.24	42.41	27.69	13.80	3:18.25	
		Speed (m/s)	12.55	12.51	12.42	12.67	12.89	12.76	12.95	13.49	13.59	14.40	14.49	13.11	
		Stride length (m)	100.71	47.68	8.20	15.30	8.52	15.05	9.85	28.39	24.00	12.31	12.39	16.33	
		Stride duration (s)	8.019	3.811	0.660	1.207	0.661	1.180	0.761	2.105	1.767	0.855	0.855	1.245	
		Stride efficiency (%)	15848.38	3553.02	105.11	365.90	113.42	353.88	151.72	1259.59	899.90	236.84	239.81	416.48	
		Stride count	1.99	4.19	24.39	13.07	23.48	13.29	20.30	7.04	8.33	16.25	16.14	159.26	



Note: Horizontal distance axis grid lines are 200m furlongs.

Disclaimer.

HRNZ and NZMTC and Thoroughbred Ratings Pty Ltd accepts no responsibility for the completeness or accuracy of any of the information contained herein, and makes no representations about its suitability for any particular purpose. Users should make their own judgements about those matters and/or seek independent advice. You assume all risks associated with use of the data provided on this page.



Race Results



June 30, 2023, Race 8, AIRPARK CANTERBURY MOBILE PACE, Distance 2600m, Addington - Survey 3200m

Result	TAB no.	Horse (Barrier)	2600 to	2400m to
2nd	4	Maria Allegond... (4)	2400m	2200m
		Position in running (margin)	-	1(0.0)
		Sectional time (s)	12.83	15.42
		Cumulative time (s)	198.53	185.70
		Speed (m/s)	15.58	12.97
		Stride length (m)	6.51	6.06
		Stride duration (s)	0.421	0.467
		Stride efficiency (%)	66.27	57.38
		Stride count	30.71	33.00

Disclaimer.

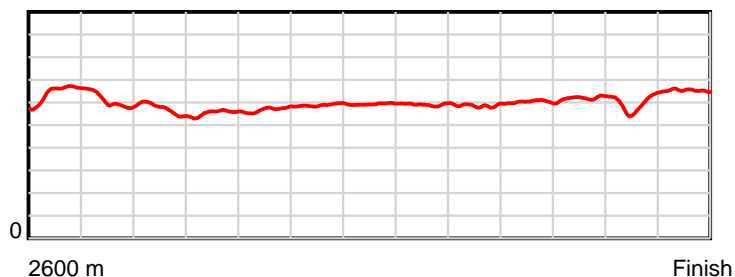
HRNZ and NZMTC and Thoroughbred Ratings Pty Ltd accepts no responsibility for the completeness or accuracy of any of the information contained herein, and makes no representations about its suitability for any particular purpose. Users should make their own judgements about those matters and/or seek independent advice. You assume all risks associated with use of the data provided on this page.

Race Results

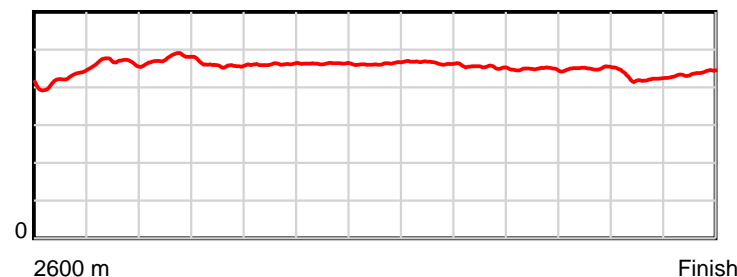
June 30, 2023, Race 8, AIRPARK CANTERBURY MOBILE PACE, Distance 2600m, Addington - Survey 3200m

Result	TAB no.	Horse (Barrier)	2200m to	2000m to	1800m to	1600m to	1400m to	1200m to	1000m to	800m to	600m to	400m to	200m to	Total or	Margin
2nd	4	Maria Allegond... (4)	2000m	1800m	1600m	1400m	1200m	1000m	800m	600m	400m	200m	WP	Average	
		Position in running (margin)	1(0.0)	1(0.0)	2(1.3)	2(1.7)	2(1.8)	2(1.7)	2(1.2)	3(1.9)	3(1.7)	3(1.5)	4(4.3)		1.60
		Sectional time (s)	16.86	16.66	16.51	15.73	15.61	15.73	15.66	14.92	14.77	14.38	13.45		
		Cumulative time (s)	170.28	153.42	136.76	120.25	104.52	88.91	73.18	57.52	42.60	27.83	13.45	3:18.53	
		Speed (m/s)	11.86	12.00	12.11	12.71	12.81	12.71	12.77	13.40	13.54	13.91	14.87	13.10	
		Stride length (m)	5.66	5.52	5.59	5.89	5.92	5.92	5.80	6.01	6.10	5.91	6.51	5.94	
		Stride duration (s)	0.477	0.459	0.461	0.463	0.462	0.466	0.454	0.448	0.451	0.425	0.438	0.454	
		Stride efficiency (%)	50.07	47.55	48.77	54.19	54.80	54.74	52.55	56.42	58.24	54.55	66.31	55.14	
		Stride count	35.33	36.26	35.80	33.96	33.77	33.79	34.49	33.29	32.76	33.85	30.70	437.71	

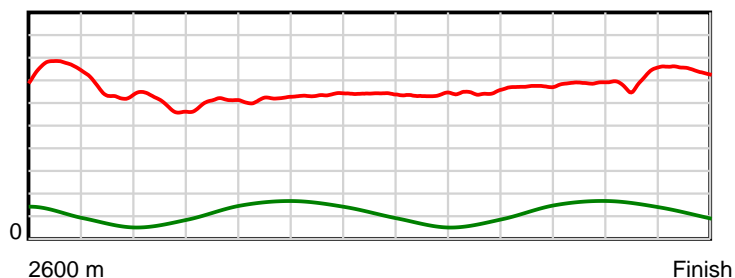
10 m Stride length



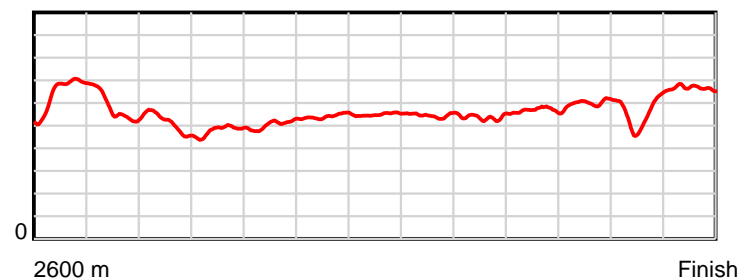
0.6 s Stride duration



20 m/sec Speed



100 % Stride efficiency



Note: Horizontal distance axis grid lines are 200m furlongs.

Disclaimer.

HRNZ and NZMTC and Thoroughbred Ratings Pty Ltd accepts no responsibility for the completeness or accuracy of any of the information contained herein, and makes no representations about its suitability for any particular purpose. Users should make their own judgements about those matters and/or seek independent advice. You assume all risks associated with use of the data provided on this page.



Race Results



June 30, 2023, Race 8, AIRPARK CANTERBURY MOBILE PACE, Distance 2600m, Addington - Survey 3200m

Result	TAB no.	Horse (Barrier)	2600 to	2400m to
3rd	7	Absolute Dynam... (6)	2400m	2200m
		Position in running (margin)	-	6(7.7)
		Sectional time (s)	14.08	16.08
		Cumulative time (s)	198.55	184.47
		Speed (m/s)	14.20	12.44
		Stride length (m)	6.24	5.67
		Stride duration (s)	0.440	0.456
		Stride efficiency (%)	60.85	50.24
		Stride count	32.05	35.27

Disclaimer.

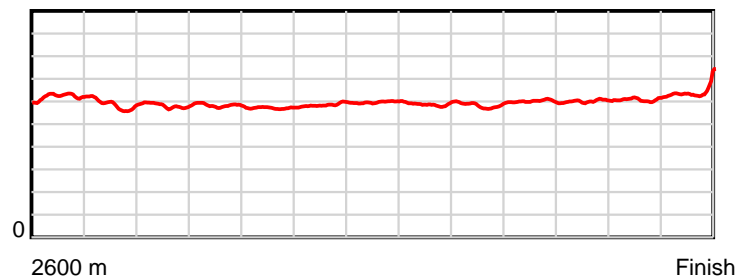
HRNZ and NZMTC and Thoroughbred Ratings Pty Ltd accepts no responsibility for the completeness or accuracy of any of the information contained herein, and makes no representations about its suitability for any particular purpose. Users should make their own judgements about those matters and/or seek independent advice. You assume all risks associated with use of the data provided on this page.

Race Results

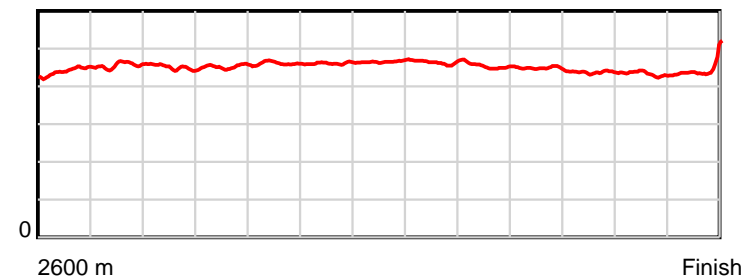
June 30, 2023, Race 8, AIRPARK CANTERBURY MOBILE PACE, Distance 2600m, Addington - Survey 3200m

Result	TAB no.	Horse (Barrier)	2200m to	2000m to	1800m to	1600m to	1400m to	1200m to	1000m to	800m to	600m to	400m to	200m to	Total or	Margin
3rd	7	Absolute Dynam... (6)	2000m	1800m	1600m	1400m	1200m	1000m	800m	600m	400m	200m	WP	Average	
		Position in running (margin)	6(11.6)	4(5.2)	1(0.0)	1(0.0)	1(0.0)	1(0.0)	1(0.0)	1(0.0)	1(0.0)	1(0.0)	2(1.9)		1.70
		Sectional time (s)	15.79	15.58	16.43	15.72	15.63	15.81	15.54	14.96	14.80	14.22	13.91		
		Cumulative time (s)	168.39	152.60	137.02	120.59	104.87	89.24	73.43	57.89	42.93	28.13	13.91	3:18.55	
		Speed (m/s)	12.67	12.84	12.17	12.72	12.80	12.65	12.87	13.37	13.51	14.06	14.38	13.09	
		Stride length (m)	5.70	5.81	5.61	5.87	5.96	5.87	5.83	5.99	5.91	6.08	6.36	5.91	
		Stride duration (s)	0.450	0.452	0.461	0.461	0.466	0.464	0.453	0.448	0.437	0.432	0.442	0.451	
		Stride efficiency (%)	50.82	52.68	49.20	53.79	55.47	53.83	53.17	56.09	54.50	57.79	63.19	54.54	
		Stride count	35.07	34.45	35.64	34.09	33.57	34.08	34.29	33.38	33.87	32.89	31.45	440.10	

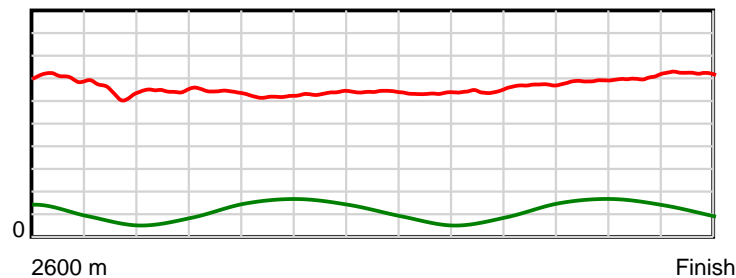
10 m Stride length



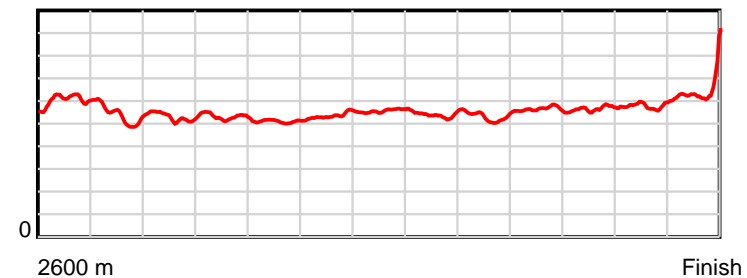
0.6 s Stride duration



20 m/sec Speed



100 % Stride efficiency



Note: Horizontal distance axis grid lines are 200m furlongs.

Disclaimer.

HRNZ and NZMTC and Thoroughbred Ratings Pty Ltd accepts no responsibility for the completeness or accuracy of any of the information contained herein, and makes no representations about its suitability for any particular purpose. Users should make their own judgements about those matters and/or seek independent advice. You assume all risks associated with use of the data provided on this page.



Race Results



June 30, 2023, Race 8, AIRPARK CANTERBURY MOBILE PACE, Distance 2600m, Addington - Survey 3200m

Result	TAB no.	Horse (Barrier)	2600 to	2400m to
4th	3	Glenthorne (3)	2400m	2200m
		Position in running (margin)	-	2(1.4)
		Sectional time (s)	13.02	15.47
		Cumulative time (s)	198.55	185.53
		Speed (m/s)	15.36	12.93
		Stride length (m)	6.30	5.71
		Stride duration (s)	0.413	0.442
		Stride efficiency (%)	61.95	50.93
		Stride count	31.77	35.03

Disclaimer.

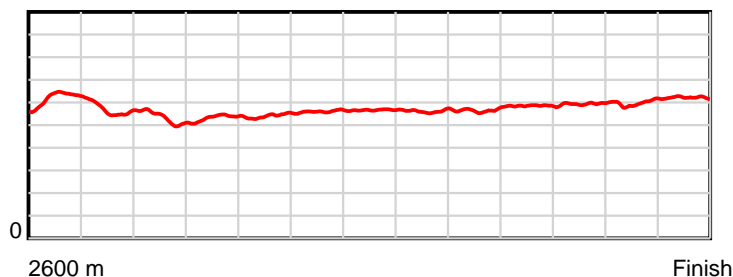
HRNZ and NZMTC and Thoroughbred Ratings Pty Ltd accepts no responsibility for the completeness or accuracy of any of the information contained herein, and makes no representations about its suitability for any particular purpose. Users should make their own judgements about those matters and/or seek independent advice. You assume all risks associated with use of the data provided on this page.

Race Results

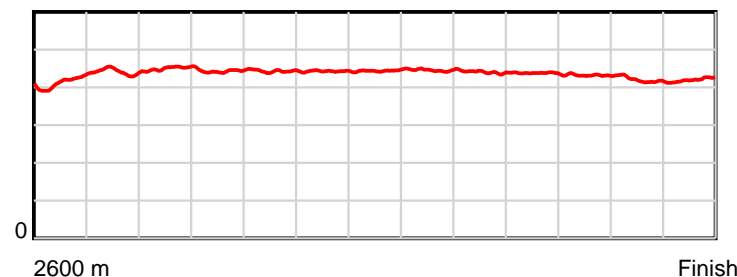
June 30, 2023, Race 8, AIRPARK CANTERBURY MOBILE PACE, Distance 2600m, Addington - Survey 3200m

Result	TAB no.	Horse (Barrier)	2200m to	2000m to	1800m to	1600m to	1400m to	1200m to	1000m to	800m to	600m to	400m to	200m to	Total or	Margin
4th	3	Glenthorne (3)	2000m	1800m	1600m	1400m	1200m	1000m	800m	600m	400m	200m	WP	Average	
		Position in running (margin)	2(1.7)	2(2.6)	3(3.4)	4(3.4)	4(3.6)	4(3.6)	4(3.1)	5(3.7)	5(4.0)	5(3.0)	3(4.0)		1.70
		Sectional time (s)	16.99	16.59	16.43	15.75	15.63	15.73	15.64	15.00	14.64	14.08	13.58		
		Cumulative time (s)	170.06	153.07	136.48	120.05	104.30	88.67	72.94	57.30	42.30	27.66	13.58	3:18.55	
		Speed (m/s)	11.77	12.06	12.17	12.70	12.80	12.71	12.79	13.33	13.66	14.20	14.73	13.09	
		Stride length (m)	5.30	5.34	5.40	5.62	5.68	5.67	5.63	5.84	5.90	5.97	6.19	5.72	
		Stride duration (s)	0.450	0.443	0.443	0.443	0.444	0.446	0.441	0.438	0.432	0.420	0.420	0.437	
		Stride efficiency (%)	43.89	44.56	45.53	49.41	50.42	50.23	49.61	53.25	54.42	55.71	59.88	51.13	
		Stride count	37.74	37.45	37.05	35.57	35.21	35.28	35.50	34.26	33.89	33.49	32.31	454.55	

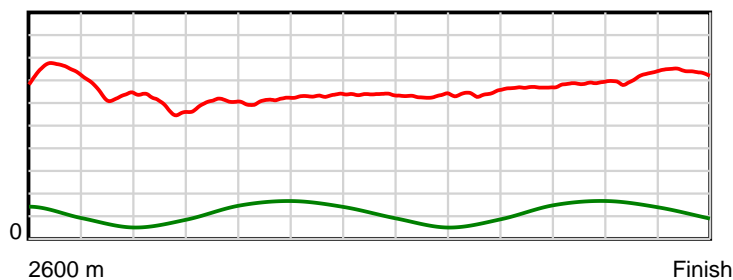
10 m Stride length



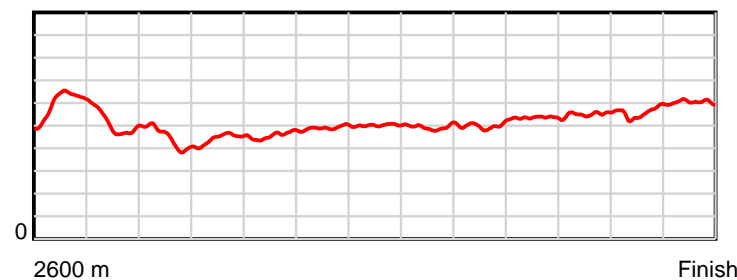
0.6 s Stride duration



20 m/sec Speed



100 % Stride efficiency



Note: Horizontal distance axis grid lines are 200m furlongs.

Disclaimer.

HRNZ and NZMTC and Thoroughbred Ratings Pty Ltd accepts no responsibility for the completeness or accuracy of any of the information contained herein, and makes no representations about its suitability for any particular purpose. Users should make their own judgements about those matters and/or seek independent advice. You assume all risks associated with use of the data provided on this page.



Race Results



June 30, 2023, Race 8, AIRPARK CANTERBURY MOBILE PACE, Distance 2600m, Addington - Survey 3200m

Result	TAB no.	Horse (Barrier)	2600 to	2400m to
5th	6	Choco Lou (5)	2400m	2200m
		Position in running (margin)	-	5(7.0)
		Sectional time (s)	14.02	15.81
		Cumulative time (s)	198.59	184.57
		Speed (m/s)	14.26	12.65
		Stride length (m)	6.60	6.18
		Stride duration (s)	0.463	0.489
		Stride efficiency (%)	68.16	59.69
		Stride count	30.28	32.36

Disclaimer.

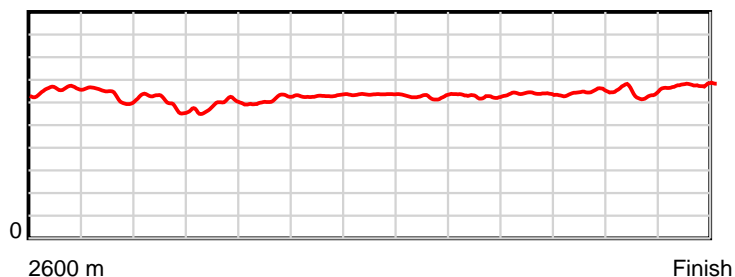
HRNZ and NZMTC and Thoroughbred Ratings Pty Ltd accepts no responsibility for the completeness or accuracy of any of the information contained herein, and makes no representations about its suitability for any particular purpose. Users should make their own judgements about those matters and/or seek independent advice. You assume all risks associated with use of the data provided on this page.

Race Results

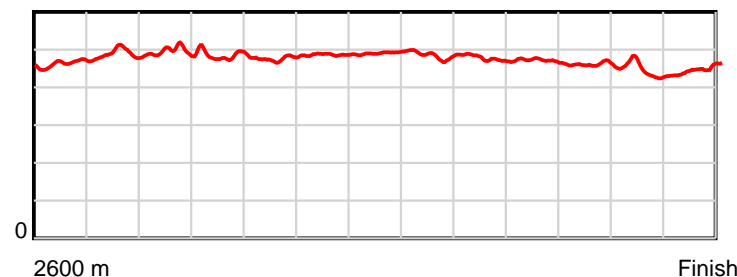
June 30, 2023, Race 8, AIRPARK CANTERBURY MOBILE PACE, Distance 2600m, Addington - Survey 3200m

Result	TAB no.	Horse (Barrier)	2200m to	2000m to	1800m to	1600m to	1400m to	1200m to	1000m to	800m to	600m to	400m to	200m to	Total or	Margin
5th	6	Choco Lou (5)	2000m	1800m	1600m	1400m	1200m	1000m	800m	600m	400m	200m	WP	Average	
		Position in running (margin)	5(9.3)	7(8.4)	8(9.6)	7(6.8)	7(7.0)	7(6.4)	7(5.9)	6(5.1)	6(4.4)	6(3.5)	5(5.3)		1.90
		Sectional time (s)	16.70	16.64	15.98	15.75	15.52	15.73	15.41	14.84	14.65	14.22	13.32		
		Cumulative time (s)	168.76	152.06	135.42	119.44	103.69	88.17	72.44	57.03	42.19	27.54	13.32	3:18.59	
		Speed (m/s)	11.98	12.02	12.52	12.70	12.89	12.71	12.98	13.48	13.65	14.06	15.02	13.09	
		Stride length (m)	5.93	5.85	5.96	6.17	6.33	6.17	6.18	6.36	6.27	6.26	6.74	6.22	
		Stride duration (s)	0.495	0.487	0.476	0.486	0.491	0.485	0.476	0.472	0.459	0.445	0.449	0.475	
		Stride efficiency (%)	54.91	53.56	55.52	59.55	62.56	59.40	59.65	63.14	61.49	61.16	70.96	60.49	
		Stride count	33.74	34.16	33.55	32.40	31.61	32.44	32.37	31.46	31.88	31.97	29.68	417.90	

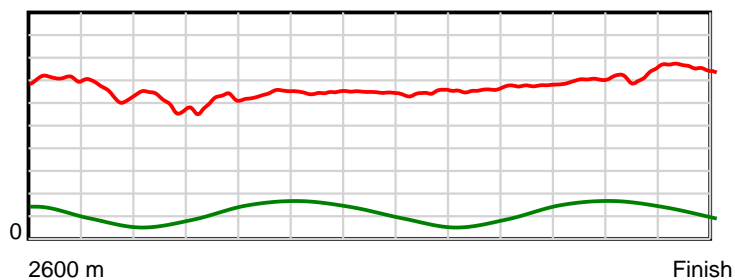
10 m Stride length



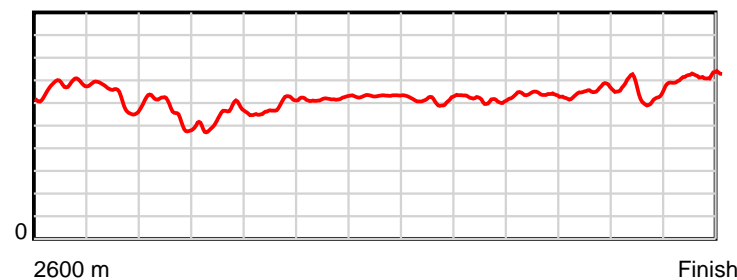
0.6 s Stride duration



20 m/sec Speed



100 % Stride efficiency



Note: Horizontal distance axis grid lines are 200m furlongs.

Disclaimer.

HRNZ and NZMTC and Thoroughbred Ratings Pty Ltd accepts no responsibility for the completeness or accuracy of any of the information contained herein, and makes no representations about its suitability for any particular purpose. Users should make their own judgements about those matters and/or seek independent advice. You assume all risks associated with use of the data provided on this page.



Race Results



June 30, 2023, Race 8, AIRPARK CANTERBURY MOBILE PACE, Distance 2600m, Addington - Survey 3200m

Result	TAB no.	Horse (Barrier)	2600 to	2400m to
6th	2	Ava Adore (2)	2400m	2200m
		Position in running (margin)	-	4(5.2)
		Sectional time (s)	13.64	15.71
		Cumulative time (s)	198.81	185.17
		Speed (m/s)	14.66	12.73
		Stride length (m)	6.64	6.17
		Stride duration (s)	0.456	0.484
		Stride efficiency (%)	68.99	59.42
		Stride count	30.10	32.43

Disclaimer.

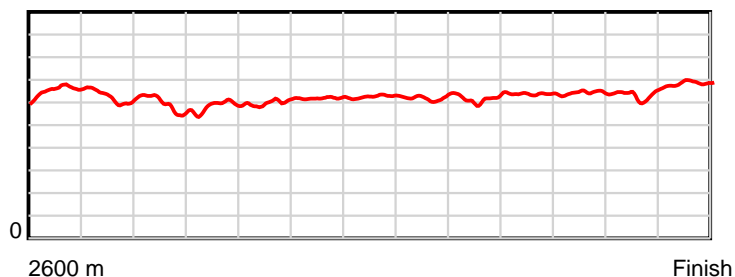
HRNZ and NZMTC and Thoroughbred Ratings Pty Ltd accepts no responsibility for the completeness or accuracy of any of the information contained herein, and makes no representations about its suitability for any particular purpose. Users should make their own judgements about those matters and/or seek independent advice. You assume all risks associated with use of the data provided on this page.

Race Results

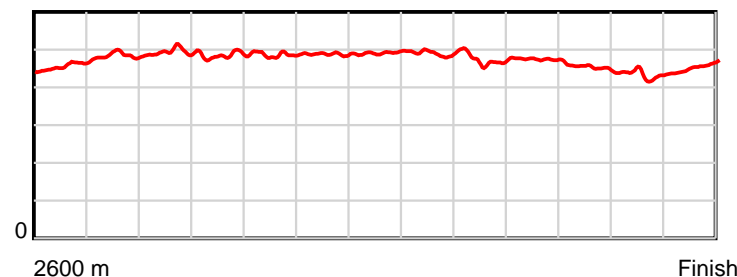
June 30, 2023, Race 8, AIRPARK CANTERBURY MOBILE PACE, Distance 2600m, Addington - Survey 3200m

Result	TAB no.	Horse (Barrier)	2200m to	2000m to	1800m to	1600m to	1400m to	1200m to	1000m to	800m to	600m to	400m to	200m to	Total or	Margin
6th	2	Ava Adore (2)	2000m	1800m	1600m	1400m	1200m	1000m	800m	600m	400m	200m	WP	Average	
		Position in running (margin)	4(6.9)	5(6.3)	6(7.3)	8(7.2)	8(7.2)	8(7.3)	8(6.6)	8(6.7)	8(6.4)	8(4.9)	7(6.5)		3.10
		Sectional time (s)	16.76	16.61	16.41	15.72	15.65	15.69	15.56	14.91	14.54	14.19	13.42		
		Cumulative time (s)	169.46	152.70	136.09	119.68	103.96	88.31	72.62	57.06	42.15	27.61	13.42	3:18.81	
		Speed (m/s)	11.93	12.04	12.19	12.72	12.78	12.75	12.85	13.41	13.76	14.09	14.90	13.08	
		Stride length (m)	5.89	5.84	5.94	6.21	6.28	6.25	6.09	6.37	6.22	6.12	6.79	6.21	
		Stride duration (s)	0.494	0.485	0.487	0.488	0.491	0.490	0.474	0.475	0.452	0.434	0.456	0.474	
		Stride efficiency (%)	54.24	53.30	55.06	60.19	61.57	60.97	58.04	63.40	60.46	58.60	72.08	60.17	
		Stride count	33.95	34.24	33.69	32.23	31.86	32.02	32.82	31.40	32.15	32.66	29.45	419.00	

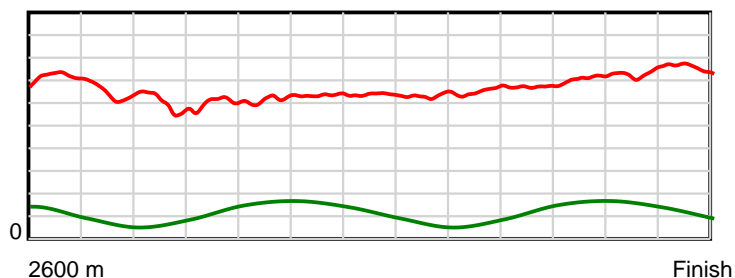
10 m Stride length



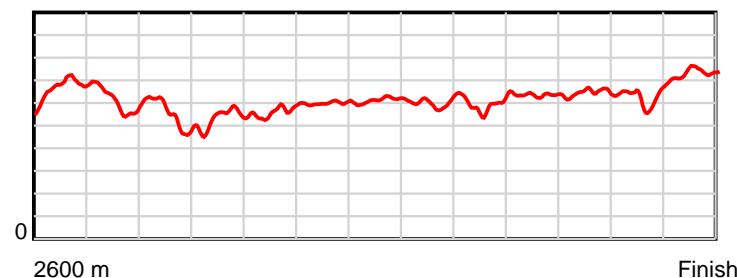
0.6 s Stride duration



20 m/sec Speed



100 % Stride efficiency



Note: Horizontal distance axis grid lines are 200m furlongs.

Disclaimer.

HRNZ and NZMTC and Thoroughbred Ratings Pty Ltd accepts no responsibility for the completeness or accuracy of any of the information contained herein, and makes no representations about its suitability for any particular purpose. Users should make their own judgements about those matters and/or seek independent advice. You assume all risks associated with use of the data provided on this page.



Race Results



June 30, 2023, Race 8, AIRPARK CANTERBURY MOBILE PACE, Distance 2600m, Addington - Survey 3200m

Result	TAB no.	Horse (Barrier)	2600 to	2400m to
7th	9	McCrikey (8)	2400m	2200m
		Position in running (margin)	-	8(11.7)
		Sectional time (s)	14.83	16.13
		Cumulative time (s)	198.98	184.15
		Speed (m/s)	13.48	12.40
		Stride length (m)	6.17	5.82
		Stride duration (s)	0.456	0.469
		Stride efficiency (%)	59.45	52.92
		Stride count	32.43	34.37

Disclaimer.

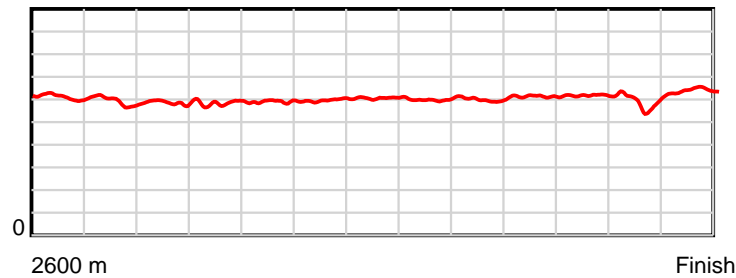
HRNZ and NZMTC and Thoroughbred Ratings Pty Ltd accepts no responsibility for the completeness or accuracy of any of the information contained herein, and makes no representations about its suitability for any particular purpose. Users should make their own judgements about those matters and/or seek independent advice. You assume all risks associated with use of the data provided on this page.

Race Results

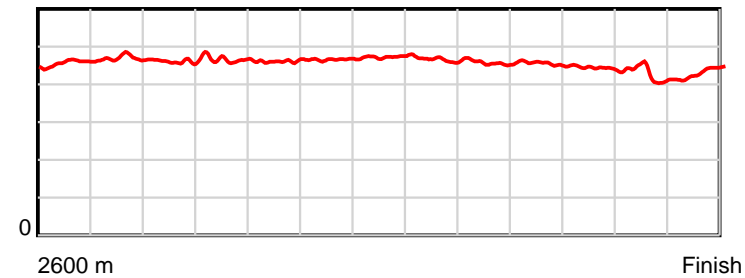
June 30, 2023, Race 8, AIRPARK CANTERBURY MOBILE PACE, Distance 2600m, Addington - Survey 3200m

Result	TAB no.	Horse (Barrier)	2200m to	2000m to	1800m to	1600m to	1400m to	1200m to	1000m to	800m to	600m to	400m to	200m to	Total or	Margin
7th	9	McCrikey (8)	2000m	1800m	1600m	1400m	1200m	1000m	800m	600m	400m	200m	WP	Average	
		Position in running (margin)	8(16.0)	8(10.7)	7(7.8)	5(5.1)	6(5.2)	5(4.5)	5(3.6)	4(3.5)	4(2.7)	4(1.7)	6(6.2)		4.10
		Sectional time (s)	15.98	15.96	15.99	15.73	15.53	15.66	15.52	14.82	14.63	14.68	13.52		
		Cumulative time (s)	168.02	152.04	136.08	120.09	104.36	88.83	73.17	57.65	42.83	28.20	13.52	3:18.98	
		Speed (m/s)	12.52	12.53	12.51	12.71	12.88	12.77	12.89	13.50	13.67	13.62	14.79	13.07	
		Stride length (m)	5.77	5.85	5.77	5.92	6.10	5.95	5.89	6.14	6.05	5.82	6.40	5.97	
		Stride duration (s)	0.461	0.467	0.461	0.466	0.473	0.466	0.457	0.455	0.442	0.427	0.433	0.457	
		Stride efficiency (%)	51.95	53.57	51.97	54.81	58.08	55.29	54.20	58.97	57.16	52.89	64.10	55.64	
		Stride count	34.69	34.16	34.68	33.77	32.80	33.62	33.96	32.56	33.07	34.38	31.23	435.72	

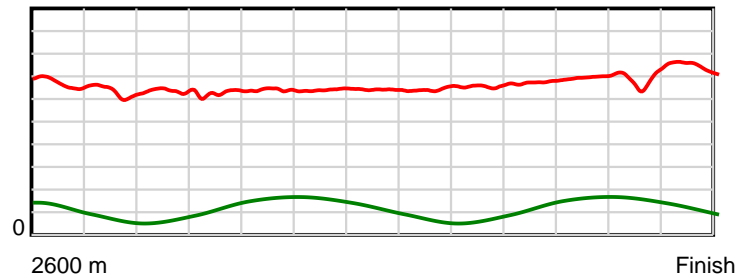
10 m Stride length



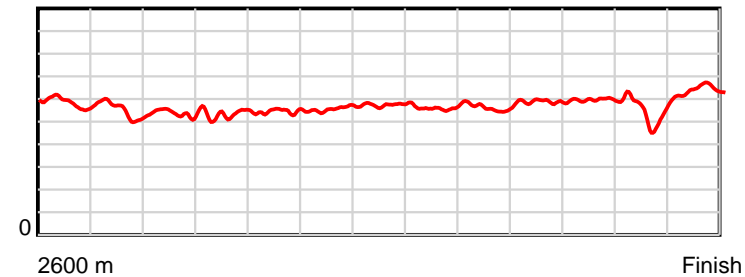
0.6 s Stride duration



20 m/sec Speed



100 % Stride efficiency



Note: Horizontal distance axis grid lines are 200m furlongs.

Disclaimer.

HRNZ and NZMTC and Thoroughbred Ratings Pty Ltd accepts no responsibility for the completeness or accuracy of any of the information contained herein, and makes no representations about its suitability for any particular purpose. Users should make their own judgements about those matters and/or seek independent advice. You assume all risks associated with use of the data provided on this page.



Race Results



June 30, 2023, Race 8, AIRPARK CANTERBURY MOBILE PACE, Distance 2600m, Addington - Survey 3200m

Result	TAB no.	Horse (Barrier)	2600 to	2400m to
8th	1	Killinchy Kid (1)	2400m	2200m
		Position in running (margin)	-	3(3.9)
		Sectional time (s)	13.38	15.51
		Cumulative time (s)	199.34	185.96
		Speed (m/s)	14.94	12.89
		Stride length (m)	6.32	5.95
		Stride duration (s)	0.427	0.461
		Stride efficiency (%)	62.36	55.36
		Stride count	31.66	33.60

Disclaimer.

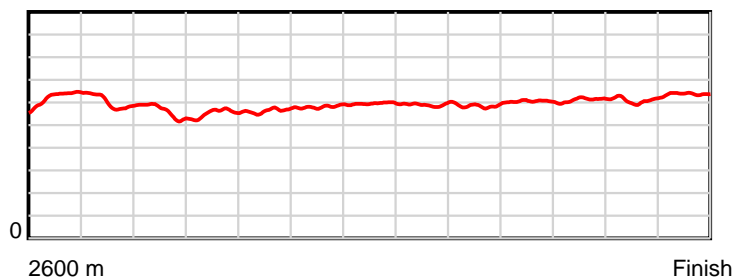
HRNZ and NZMTC and Thoroughbred Ratings Pty Ltd accepts no responsibility for the completeness or accuracy of any of the information contained herein, and makes no representations about its suitability for any particular purpose. Users should make their own judgements about those matters and/or seek independent advice. You assume all risks associated with use of the data provided on this page.

Race Results

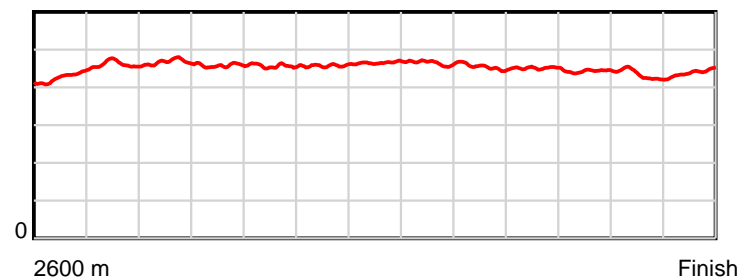
June 30, 2023, Race 8, AIRPARK CANTERBURY MOBILE PACE, Distance 2600m, Addington - Survey 3200m

Result	TAB no.	Horse (Barrier)	2200m to	2000m to	1800m to	1600m to	1400m to	1200m to	1000m to	800m to	600m to	400m to	200m to	Total or	Margin
8th	1	Killinchy Kid (1)	2000m	1800m	1600m	1400m	1200m	1000m	800m	600m	400m	200m	WP	Average	
		Position in running (margin)	3(4.5)	3(4.3)	5(5.6)	6(5.5)	5(5.0)	6(5.1)	6(4.6)	7(5.4)	7(5.2)	7(4.6)	8(6.8)		6.10
		Sectional time (s)	16.82	16.67	16.42	15.63	15.65	15.73	15.67	14.92	14.70	14.29	13.95		
		Cumulative time (s)	170.45	153.63	136.96	120.54	104.91	89.26	73.53	57.86	42.94	28.24	13.95	3:19.34	
		Speed (m/s)	11.89	12.00	12.18	12.80	12.78	12.71	12.76	13.40	13.61	14.00	14.34	13.04	
		Stride length (m)	5.55	5.50	5.57	5.85	5.95	5.91	5.80	6.05	6.02	6.06	6.33	5.90	
		Stride duration (s)	0.467	0.458	0.457	0.457	0.465	0.465	0.454	0.451	0.442	0.433	0.441	0.452	
		Stride efficiency (%)	48.17	47.28	48.51	53.48	55.24	54.57	52.53	57.21	56.61	57.44	62.55	54.42	
		Stride count	36.02	36.36	35.90	34.19	33.64	33.85	34.50	33.05	33.23	32.99	31.61	440.60	

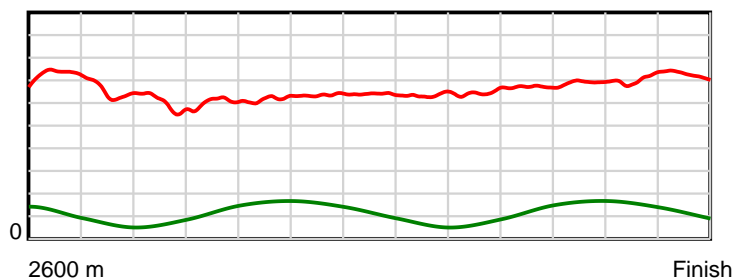
10 m Stride length



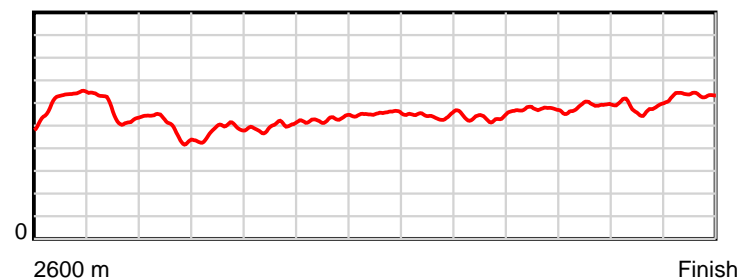
0.6 s Stride duration



20 m/sec Speed



100 % Stride efficiency



Note: Horizontal distance axis grid lines are 200m furlongs.

Disclaimer.

HRNZ and NZMTC and Thoroughbred Ratings Pty Ltd accepts no responsibility for the completeness or accuracy of any of the information contained herein, and makes no representations about its suitability for any particular purpose. Users should make their own judgements about those matters and/or seek independent advice. You assume all risks associated with use of the data provided on this page.