



## Race Results

NZ Metropolitan Trotting Club Inc, HRNZ, June 30, 2023

Compilation date: June 30, 2023, 9:16:42 PM (NZST)

Copyright © 2023 HRNZ and NZMTC. All rights reserved.

### Trademarks.

StrideMASTER is a registered trademark of Thoroughbred Ratings Pty Ltd.

### Disclaimer.

HRNZ and NZMTC and Thoroughbred Ratings Pty Ltd accepts no responsibility for the completeness or accuracy of any of the information contained herein, and makes no representations about its suitability for any particular purpose. Users should make their own judgements about those matters and/or seek independent advice. You assume all risks associated with use of the data provided on this page.



# Race Results



June 30, 2023, Race 9, HARNESS BID- "HOME OF ZERO COMMISSIONS HANDICAP" TROT, Distance 2600m, Addington - Survey 3200m

Result	TAB no.	Horse (Barrier)	2600 to	2400m to
1st	10	Time Up The Hi... (1)	2400m	2200m
		Position in running (margin)	-	9(17.2)
		Sectional time (s)	19.16	14.55
		Cumulative time (s)	198.43	179.27
		Speed (m/s)	10.44	13.75
		Stride length (m)	6.20	6.39
		Stride duration (s)	0.448	0.465
		Stride efficiency (%)	60.04	63.79
		Stride count	32.27	31.30

## Disclaimer.

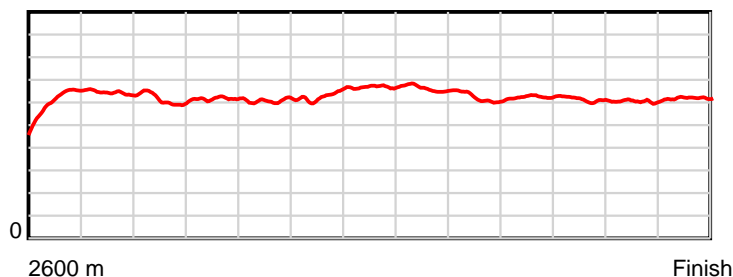
HRNZ and NZMTC and Thoroughbred Ratings Pty Ltd accepts no responsibility for the completeness or accuracy of any of the information contained herein, and makes no representations about its suitability for any particular purpose. Users should make their own judgements about those matters and/or seek independent advice. You assume all risks associated with use of the data provided on this page.

# Race Results

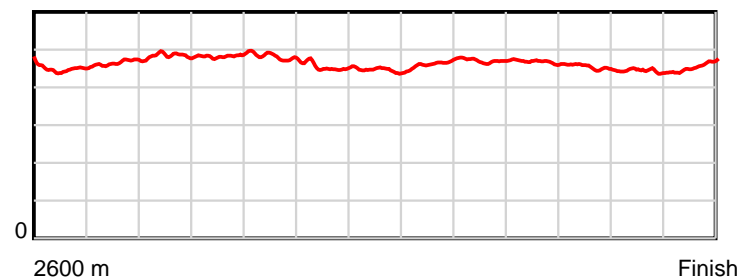
June 30, 2023, Race 9, HARNESS BID- "HOME OF ZERO COMMISSIONS HANDICAP" TROT, Distance 2600m, Addington - Survey 3200m

Result	TAB no.	Horse (Barrier)	2200m to	2000m to	1800m to	1600m to	1400m to	1200m to	1000m to	800m to	600m to	400m to	200m to	Total or	Margin
1st	10	<b>Time Up The Hi... (1)</b>	<b>2000m</b>	<b>1800m</b>	<b>1600m</b>	<b>1400m</b>	<b>1200m</b>	<b>1000m</b>	<b>800m</b>	<b>600m</b>	<b>400m</b>	<b>200m</b>	<b>WP</b>	<b>Average</b>	
		Position in running (margin)	9(14.8)	9(14.2)	9(12.4)	9(11.1)	7(6.3)	1(0.0)	1(0.0)	1(0.0)	1(0.0)	1(0.0)	1(0.0)		0.00
		Sectional time (s)	16.03	15.73	16.33	14.76	13.31	14.00	15.12	15.08	14.98	14.66	14.72		
		Cumulative time (s)	164.72	148.69	132.96	116.63	101.87	88.56	74.56	59.44	44.36	29.38	14.72	3:18.43	
		Speed (m/s)	12.48	12.71	12.25	13.55	15.03	14.29	13.23	13.26	13.35	13.64	13.59	13.10	
		Stride length (m)	6.04	6.13	5.90	6.15	6.68	6.62	6.22	6.20	6.05	6.05	6.19	6.21	
		Stride duration (s)	0.484	0.482	0.481	0.454	0.445	0.463	0.470	0.468	0.453	0.443	0.456	0.474	
		Stride efficiency (%)	56.91	58.69	54.34	59.06	69.73	68.49	60.52	60.09	57.12	57.14	59.90	60.23	
		Stride count	33.14	32.64	33.91	32.53	29.94	30.21	32.14	32.25	33.08	33.08	32.30	418.79	

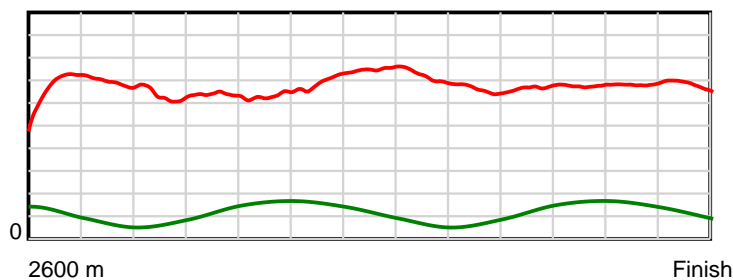
10 m Stride length



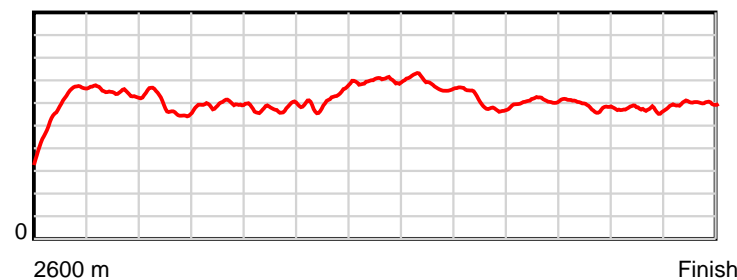
0.6 s Stride duration



20 m/sec Speed



100 % Stride efficiency



Note: Horizontal distance axis grid lines are 200m furlongs.

## Disclaimer.

HRNZ and NZMTC and Thoroughbred Ratings Pty Ltd accepts no responsibility for the completeness or accuracy of any of the information contained herein, and makes no representations about its suitability for any particular purpose. Users should make their own judgements about those matters and/or seek independent advice. You assume all risks associated with use of the data provided on this page.



# Race Results



June 30, 2023, Race 9, HARNESS BID- "HOME OF ZERO COMMISSIONS HANDICAP" TROT, Distance 2600m, Addington - Survey 3200m

Result	TAB no.	Horse (Barrier)	2600 to	2400m to
2nd	6	<b>Outamyway (9)</b>	<b>2400m</b>	<b>2200m</b>
		Position in running (margin)	-	2(0.8)
		Sectional time (s)	16.54	14.81
		Cumulative time (s)	198.85	182.31
		Speed (m/s)	12.09	13.50
		Stride length (m)	5.61	6.35
		Stride duration (s)	0.454	0.470
		Stride efficiency (%)	49.21	63.05
		Stride count	35.64	31.49

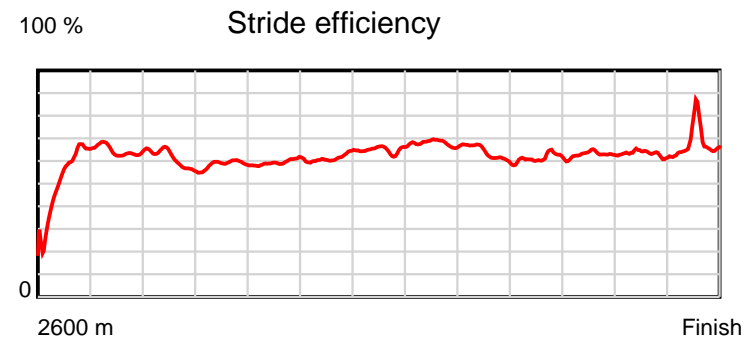
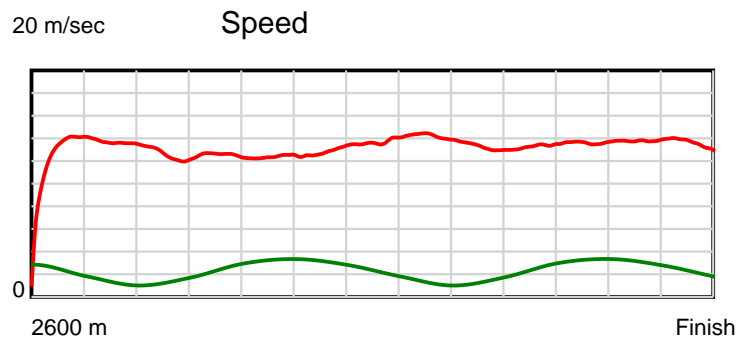
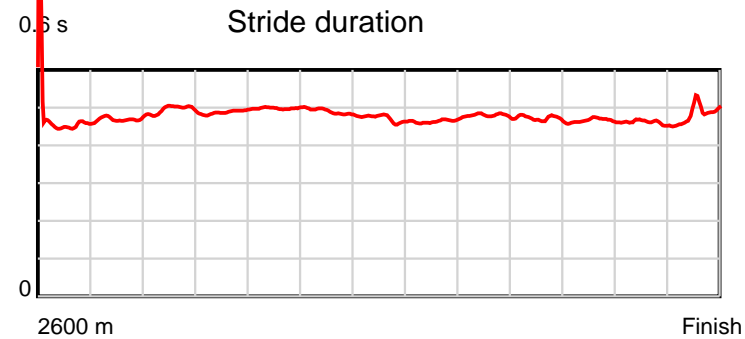
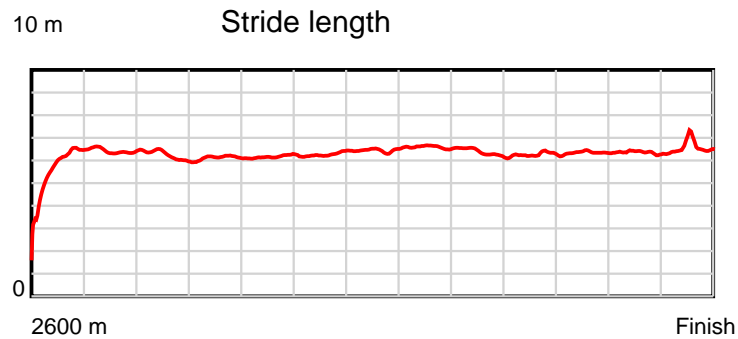
#### Disclaimer.

HRNZ and NZMTC and Thoroughbred Ratings Pty Ltd accepts no responsibility for the completeness or accuracy of any of the information contained herein, and makes no representations about its suitability for any particular purpose. Users should make their own judgements about those matters and/or seek independent advice. You assume all risks associated with use of the data provided on this page.

# Race Results

June 30, 2023, Race 9, HARNESS BID- "HOME OF ZERO COMMISSIONS HANDICAP" TROT, Distance 2600m, Addington - Survey 3200m

Result	TAB no.	Horse (Barrier)	2200m to	2000m to	1800m to	1600m to	1400m to	1200m to	1000m to	800m to	600m to	400m to	200m to	Total or	Margin
2nd	6	<b>Outamyway (9)</b>	<b>2000m</b>	<b>1800m</b>	<b>1600m</b>	<b>1400m</b>	<b>1200m</b>	<b>1000m</b>	<b>800m</b>	<b>600m</b>	<b>400m</b>	<b>200m</b>	<b>WP</b>	<b>Average</b>	
		Position in running (margin)	1(0.0)	1(0.0)	1(0.0)	1(0.0)	1(0.0)	2(1.2)	2(1.6)	2(2.3)	2(2.7)	2(2.8)	2(2.1)		2.40
		Sectional time (s)	16.14	16.02	16.55	15.56	14.57	14.05	15.23	15.15	14.99	14.56	14.68		
		Cumulative time (s)	167.50	151.36	135.34	118.79	103.23	88.66	74.61	59.38	44.23	29.24	14.68	3:18.85	
		Speed (m/s)	12.39	12.48	12.08	12.85	13.73	14.23	13.13	13.20	13.34	13.74	13.62	13.08	
		Stride length (m)	6.13	6.09	6.02	6.28	6.46	6.61	6.29	6.22	6.21	6.31	6.59	6.23	
		Stride duration (s)	0.495	0.488	0.498	0.489	0.471	0.464	0.479	0.471	0.466	0.459	0.484	0.477	
		Stride efficiency (%)	58.80	58.02	56.71	61.64	65.31	68.19	61.79	60.38	60.33	62.22	67.85	60.73	
		Stride count	32.61	32.82	33.20	31.84	30.94	30.28	31.81	32.18	32.19	31.70	30.35	417.05	



Note: Horizontal distance axis grid lines are 200m furlongs.

#### Disclaimer.

HRNZ and NZMTC and Thoroughbred Ratings Pty Ltd accepts no responsibility for the completeness or accuracy of any of the information contained herein, and makes no representations about its suitability for any particular purpose. Users should make their own judgements about those matters and/or seek independent advice. You assume all risks associated with use of the data provided on this page.



# Race Results



June 30, 2023, Race 9, HARNESS BID- "HOME OF ZERO COMMISSIONS HANDICAP" TROT, Distance 2600m, Addington - Survey 3200m

Result	TAB no.	Horse (Barrier)	2600 to	2400m to
3rd	1	<b>The Bloss (2)</b>	<b>2400m</b>	<b>2200m</b>
		Position in running (margin)	-	3(2.3)
		Sectional time (s)	16.67	15.05
		Cumulative time (s)	199.22	182.55
		Speed (m/s)	12.00	13.29
		Stride length (m)	5.57	6.07
		Stride duration (s)	0.446	0.457
		Stride efficiency (%)	48.45	57.59
		Stride count	35.92	32.95

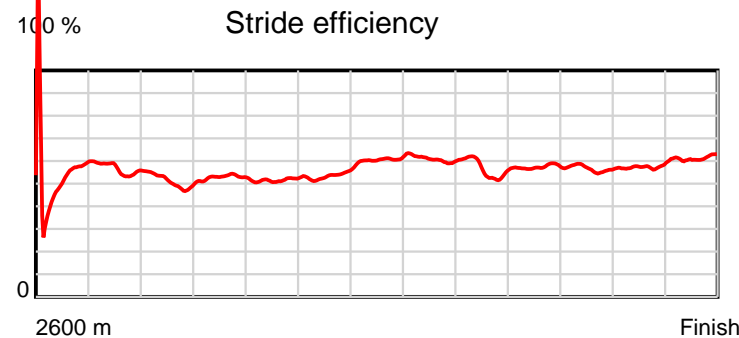
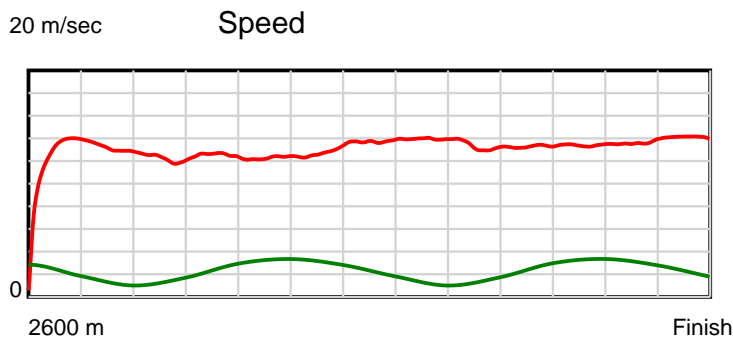
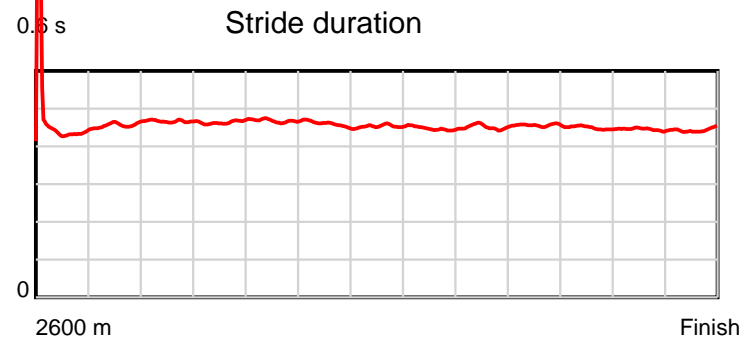
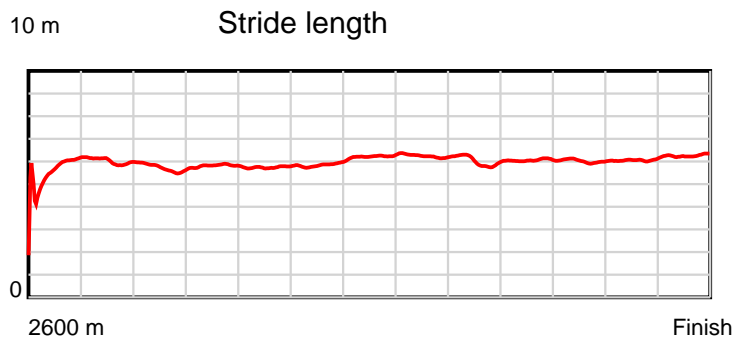
#### Disclaimer.

HRNZ and NZMTC and Thoroughbred Ratings Pty Ltd accepts no responsibility for the completeness or accuracy of any of the information contained herein, and makes no representations about its suitability for any particular purpose. Users should make their own judgements about those matters and/or seek independent advice. You assume all risks associated with use of the data provided on this page.

# Race Results

June 30, 2023, Race 9, HARNESS BID- "HOME OF ZERO COMMISSIONS HANDICAP" TROT, Distance 2600m, Addington - Survey 3200m

Result	TAB no.	Horse (Barrier)	2200m to	2000m to	1800m to	1600m to	1400m to	1200m to	1000m to	800m to	600m to	400m to	200m to	Total or	Margin
3rd	1	<b>The Bloss (2)</b>	<b>2000m</b>	<b>1800m</b>	<b>1600m</b>	<b>1400m</b>	<b>1200m</b>	<b>1000m</b>	<b>800m</b>	<b>600m</b>	<b>400m</b>	<b>200m</b>	<b>WP</b>	<b>Average</b>	
		Position in running (margin)	3(2.9)	3(4.8)	3(4.2)	3(3.9)	4(4.2)	5(5.5)	5(7.1)	5(6.9)	6(7.1)	6(7.8)	6(7.5)		4.40
		Sectional time (s)	16.45	15.92	16.50	15.60	14.59	14.27	15.09	15.11	15.10	14.62	14.25		
		Cumulative time (s)	167.50	151.05	135.13	118.63	103.03	88.44	74.17	59.08	43.97	28.87	14.25	3:19.22	
		Speed (m/s)	12.16	12.56	12.12	12.82	13.71	14.02	13.25	13.24	13.25	13.68	14.04	13.05	
		Stride length (m)	5.67	5.83	5.67	5.89	6.22	6.27	5.98	6.04	5.95	6.09	6.24	5.95	
		Stride duration (s)	0.467	0.464	0.468	0.460	0.454	0.447	0.451	0.456	0.449	0.445	0.445	0.456	
		Stride efficiency (%)	50.27	53.09	50.17	54.28	60.45	61.49	55.86	56.97	55.30	57.96	60.84	55.37	
		Stride count	35.26	34.31	35.30	33.93	32.16	31.88	33.45	33.12	33.62	32.84	32.05	436.79	



Note: Horizontal distance axis grid lines are 200m furlongs.

#### Disclaimer.

HRNZ and NZMTC and Thoroughbred Ratings Pty Ltd accepts no responsibility for the completeness or accuracy of any of the information contained herein, and makes no representations about its suitability for any particular purpose. Users should make their own judgements about those matters and/or seek independent advice. You assume all risks associated with use of the data provided on this page.



# Race Results



June 30, 2023, Race 9, HARNESS BID- "HOME OF ZERO COMMISSIONS HANDICAP" TROT, Distance 2600m, Addington - Survey 3200m

Result	TAB no.	Horse (Barrier)	2600 to	2400m to
4th	8	<b>Bella Button (5)</b>	<b>2400m</b>	<b>2200m</b>
		Position in running (margin)	-	7(9.1)
		Sectional time (s)	17.58	15.16
		Cumulative time (s)	199.27	181.69
		Speed (m/s)	11.38	13.19
		Stride length (m)	5.73	6.16
		Stride duration (s)	0.449	0.467
		Stride efficiency (%)	51.25	59.29
		Stride count	34.92	32.47

#### Disclaimer.

HRNZ and NZMTC and Thoroughbred Ratings Pty Ltd accepts no responsibility for the completeness or accuracy of any of the information contained herein, and makes no representations about its suitability for any particular purpose. Users should make their own judgements about those matters and/or seek independent advice. You assume all risks associated with use of the data provided on this page.

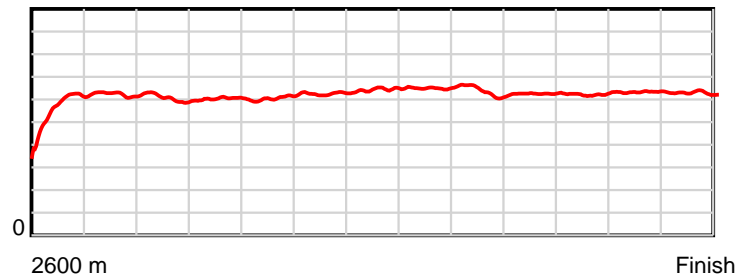


# Race Results

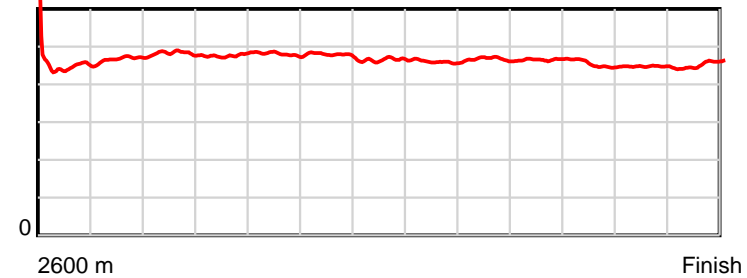
June 30, 2023, Race 9, HARNESS BID- "HOME OF ZERO COMMISSIONS HANDICAP" TROT, Distance 2600m, Addington - Survey 3200m

Result	TAB no.	Horse (Barrier)	2200m to	2000m to	1800m to	1600m to	1400m to	1200m to	1000m to	800m to	600m to	400m to	200m to	Total or	Margin
4th	8	Bella Button (5)	2000m	1800m	1600m	1400m	1200m	1000m	800m	600m	400m	200m	WP	Average	
		Position in running (margin)	7(10.3)	7(9.8)	6(8.0)	6(6.3)	6(6.0)	6(6.9)	6(8.6)	6(7.0)	5(6.5)	5(6.8)	4(6.9)		4.70
		Sectional time (s)	16.06	15.72	16.26	15.52	14.51	14.29	14.84	15.00	15.02	14.68	14.63		
		Cumulative time (s)	166.53	150.47	134.75	118.49	102.97	88.46	74.17	59.33	44.33	29.31	14.63	3:19.27	
		Speed (m/s)	12.45	12.72	12.30	12.89	13.78	14.00	13.48	13.33	13.32	13.62	13.67	13.05	
		Stride length (m)	6.01	6.06	5.91	6.17	6.40	6.44	6.29	6.20	6.03	6.08	6.21	6.12	
		Stride duration (s)	0.482	0.476	0.480	0.479	0.464	0.460	0.467	0.465	0.453	0.446	0.454	0.469	
		Stride efficiency (%)	56.43	57.37	54.58	59.56	64.02	64.85	61.85	60.15	56.90	57.79	60.25	58.62	
		Stride count	33.28	33.01	33.84	32.40	31.25	31.05	31.79	32.24	33.14	32.89	32.21	424.49	

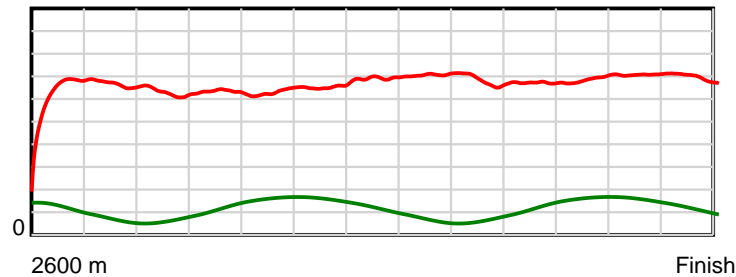
10 m Stride length



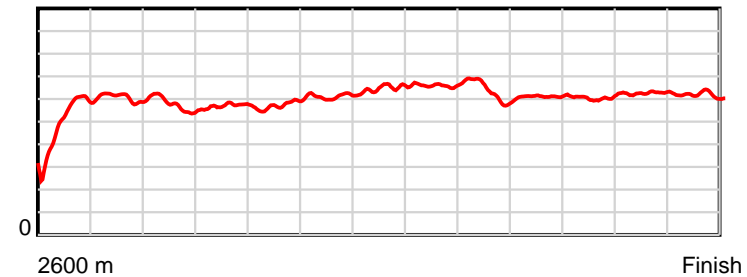
0.6 s Stride duration



20 m/sec Speed



100 % Stride efficiency



Note: Horizontal distance axis grid lines are 200m furlongs.

## Disclaimer.

HRNZ and NZMTC and Thoroughbred Ratings Pty Ltd accepts no responsibility for the completeness or accuracy of any of the information contained herein, and makes no representations about its suitability for any particular purpose. Users should make their own judgements about those matters and/or seek independent advice. You assume all risks associated with use of the data provided on this page.



# Race Results



June 30, 2023, Race 9, HARNESS BID- "HOME OF ZERO COMMISSIONS HANDICAP" TROT, Distance 2600m, Addington - Survey 3200m

Result	TAB no.	Horse (Barrier)	2600 to	2400m to
5th	5	Idle Stuardia (8)	2400m	2200m
		Position in running (margin)	-	1(0.0)
		Sectional time (s)	16.23	15.10
		Cumulative time (s)	199.37	183.14
		Speed (m/s)	12.33	13.25
		Stride length (m)	5.63	6.25
		Stride duration (s)	0.459	0.472
		Stride efficiency (%)	49.57	60.99
		Stride count	35.51	32.01

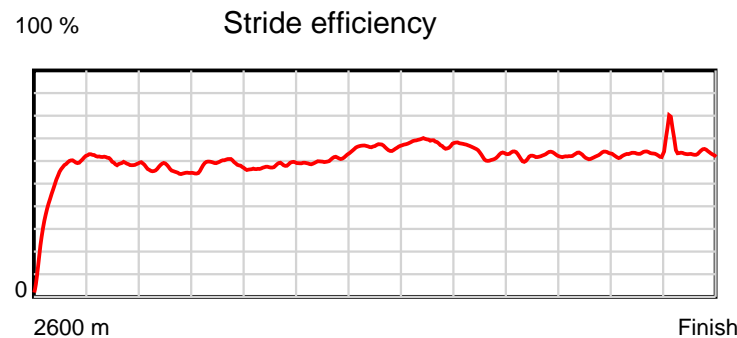
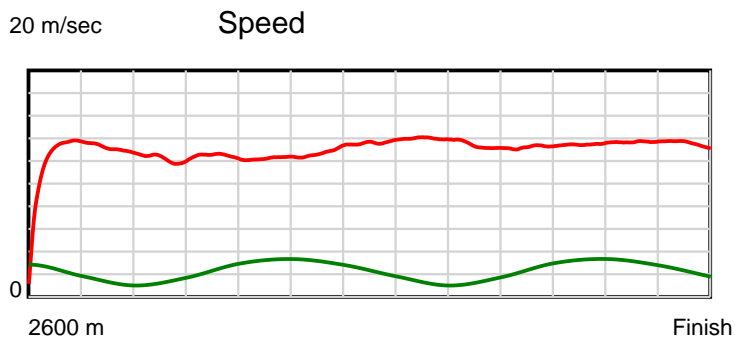
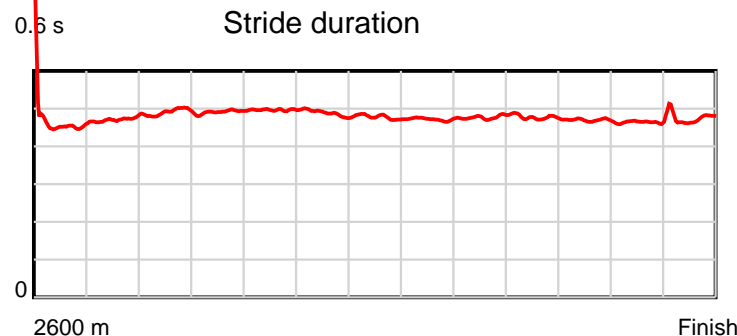
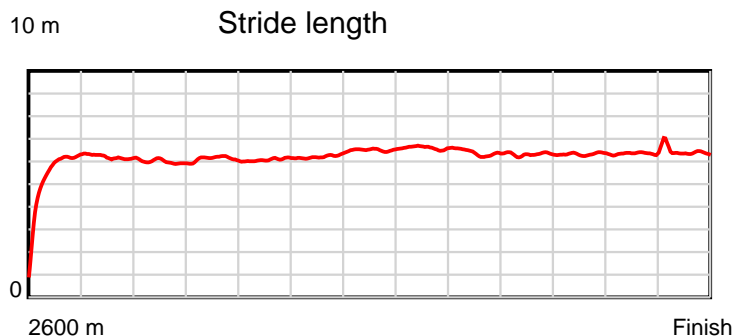
#### Disclaimer.

HRNZ and NZMTC and Thoroughbred Ratings Pty Ltd accepts no responsibility for the completeness or accuracy of any of the information contained herein, and makes no representations about its suitability for any particular purpose. Users should make their own judgements about those matters and/or seek independent advice. You assume all risks associated with use of the data provided on this page.

# Race Results

June 30, 2023, Race 9, HARNESS BID- "HOME OF ZERO COMMISSIONS HANDICAP" TROT, Distance 2600m, Addington - Survey 3200m

Result	TAB no.	Horse (Barrier)	2200m to	2000m to	1800m to	1600m to	1400m to	1200m to	1000m to	800m to	600m to	400m to	200m to	Total or	Margin
5th	5	Idle Stuartia (8)	2000m	1800m	1600m	1400m	1200m	1000m	800m	600m	400m	200m	WP	Average	
		Position in running (margin)	2(0.9)	2(2.7)	2(2.5)	2(2.4)	2(1.8)	3(3.6)	3(5.0)	3(4.7)	4(5.3)	3(5.8)	3(5.7)		5.30
		Sectional time (s)	16.44	15.98	16.52	15.47	14.66	14.24	15.07	15.18	15.06	14.65	14.77		
		Cumulative time (s)	168.04	151.60	135.62	119.10	103.63	88.97	74.73	59.66	44.48	29.42	14.77	3:19.37	
		Speed (m/s)	12.17	12.52	12.11	12.93	13.64	14.04	13.27	13.18	13.28	13.65	13.54	13.04	
		Stride length (m)	5.97	6.14	6.01	6.31	6.52	6.63	6.33	6.29	6.24	6.35	6.42	6.23	
		Stride duration (s)	0.491	0.491	0.497	0.488	0.478	0.472	0.477	0.477	0.470	0.465	0.474	0.477	
		Stride efficiency (%)	55.65	58.97	56.48	62.20	66.49	68.71	62.68	61.74	60.78	62.95	64.36	60.59	
		Stride count	33.52	32.56	33.27	31.70	30.66	30.16	31.58	31.82	32.07	31.51	31.16	417.53	



Note: Horizontal distance axis grid lines are 200m furlongs.

#### Disclaimer.

HRNZ and NZMTC and Thoroughbred Ratings Pty Ltd accepts no responsibility for the completeness or accuracy of any of the information contained herein, and makes no representations about its suitability for any particular purpose. Users should make their own judgements about those matters and/or seek independent advice. You assume all risks associated with use of the data provided on this page.



# Race Results



June 30, 2023, Race 9, HARNESS BID- "HOME OF ZERO COMMISSIONS HANDICAP" TROT, Distance 2600m, Addington - Survey 3200m

Result	TAB no.	Horse (Barrier)	2600 to	2400m to
6th	7	Royal Del (3)	2400m	2200m
		Position in running (margin)	-	6(7.9)
		Sectional time (s)	17.62	15.06
		Cumulative time (s)	199.54	181.92
		Speed (m/s)	11.35	13.28
		Stride length (m)	5.61	6.09
		Stride duration (s)	0.439	0.459
		Stride efficiency (%)	49.26	58.03
		Stride count	35.62	32.82

## Disclaimer.

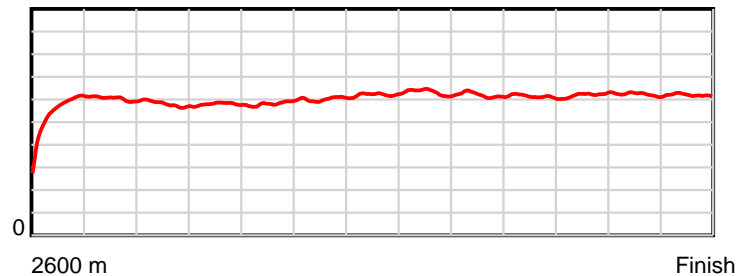
HRNZ and NZMTC and Thoroughbred Ratings Pty Ltd accepts no responsibility for the completeness or accuracy of any of the information contained herein, and makes no representations about its suitability for any particular purpose. Users should make their own judgements about those matters and/or seek independent advice. You assume all risks associated with use of the data provided on this page.

# Race Results

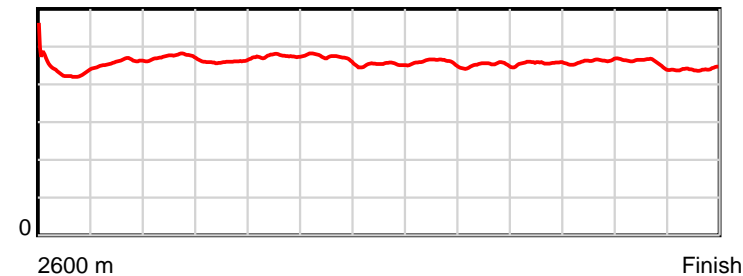
June 30, 2023, Race 9, HARNESS BID- "HOME OF ZERO COMMISSIONS HANDICAP" TROT, Distance 2600m, Addington - Survey 3200m

Result	TAB no.	Horse (Barrier)	2200m to	2000m to	1800m to	1600m to	1400m to	1200m to	1000m to	800m to	600m to	400m to	200m to	Total or	Margin
6th	7	Royal Del (3)	2000m	1800m	1600m	1400m	1200m	1000m	800m	600m	400m	200m	WP	Average	
		Position in running (margin)	6(8.6)	6(9.0)	7(8.1)	7(7.7)	9(8.9)	9(9.9)	9(13.1)	7(9.6)	7(8.6)	7(9.3)	8(10.1)		6.20
		Sectional time (s)	16.21	15.86	16.48	15.76	14.53	14.52	14.53	14.92	15.09	14.81	14.15		
		Cumulative time (s)	166.86	150.65	134.79	118.31	102.55	88.02	73.50	58.97	44.05	28.96	14.15	3:19.54	
		Speed (m/s)	12.34	12.61	12.14	12.69	13.76	13.77	13.76	13.40	13.25	13.50	14.13	13.03	
		Stride length (m)	5.85	5.80	5.76	5.99	6.22	6.33	6.22	6.12	6.12	6.19	6.23	6.03	
		Stride duration (s)	0.474	0.460	0.475	0.472	0.452	0.460	0.452	0.457	0.461	0.458	0.440	0.463	
		Stride efficiency (%)	53.44	52.58	51.81	56.12	60.54	62.59	60.39	58.54	58.44	59.86	60.59	56.88	
		Stride count	34.20	34.48	34.73	33.37	32.13	31.60	32.17	32.68	32.70	32.31	32.12	430.93	

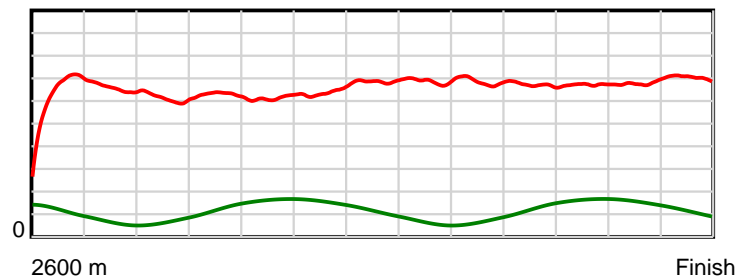
10 m Stride length



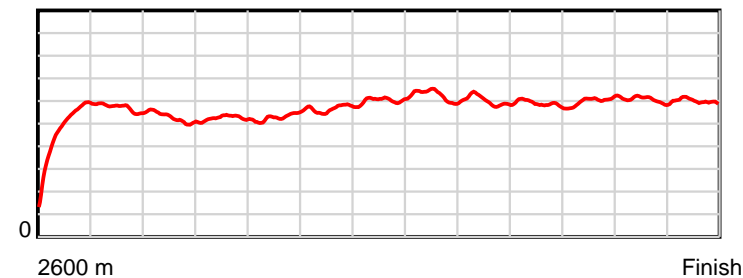
0.6 s Stride duration



20 m/sec Speed



100 % Stride efficiency



Note: Horizontal distance axis grid lines are 200m furlongs.

## Disclaimer.

HRNZ and NZMTC and Thoroughbred Ratings Pty Ltd accepts no responsibility for the completeness or accuracy of any of the information contained herein, and makes no representations about its suitability for any particular purpose. Users should make their own judgements about those matters and/or seek independent advice. You assume all risks associated with use of the data provided on this page.



# Race Results



June 30, 2023, Race 9, HARNESS BID- "HOME OF ZERO COMMISSIONS HANDICAP" TROT, Distance 2600m, Addington - Survey 3200m

Result	TAB no.	Horse (Barrier)	2600 to	2400m to
7th	3	<b>Test The Bound... (6)</b>	<b>2400m</b>	<b>2200m</b>
		Position in running (margin)	-	5(7.0)
		Sectional time (s)	17.38	15.04
		Cumulative time (s)	199.56	182.18
		Speed (m/s)	11.51	13.30
		Stride length (m)	5.75	6.47
		Stride duration (s)	0.481	0.487
		Stride efficiency (%)	51.73	65.50
		Stride count	34.76	30.89

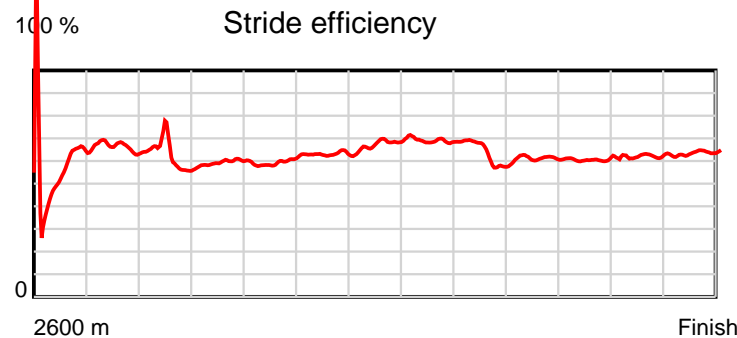
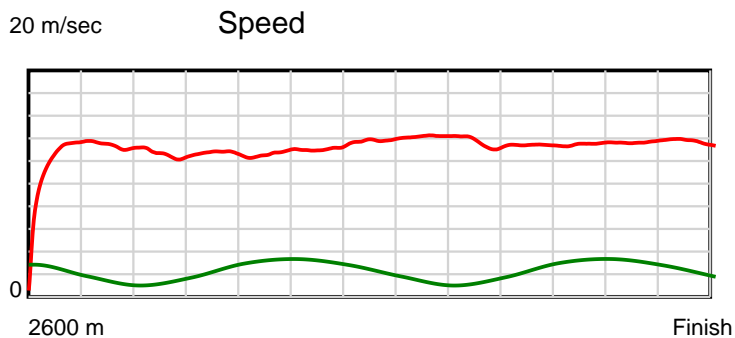
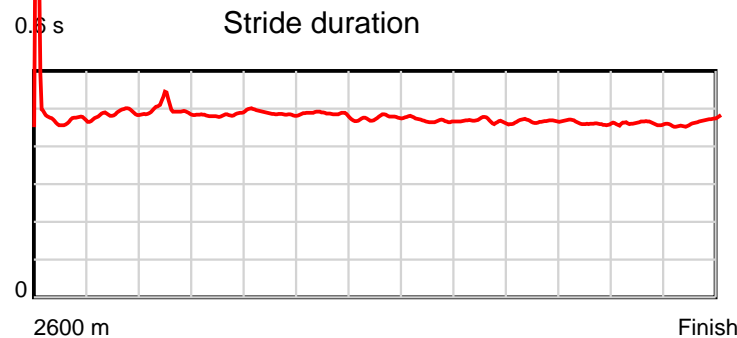
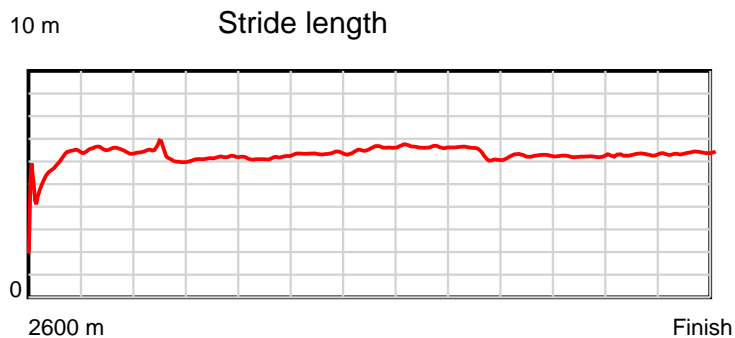
## Disclaimer.

HRNZ and NZMTC and Thoroughbred Ratings Pty Ltd accepts no responsibility for the completeness or accuracy of any of the information contained herein, and makes no representations about its suitability for any particular purpose. Users should make their own judgements about those matters and/or seek independent advice. You assume all risks associated with use of the data provided on this page.

# Race Results

June 30, 2023, Race 9, HARNESS BID- "HOME OF ZERO COMMISSIONS HANDICAP" TROT, Distance 2600m, Addington - Survey 3200m

Result	TAB no.	Horse (Barrier)	2200m to	2000m to	1800m to	1600m to	1400m to	1200m to	1000m to	800m to	600m to	400m to	200m to	Total or	Margin
7th	3	<b>Test The Bound... (6)</b>	<b>2000m</b>	<b>1800m</b>	<b>1600m</b>	<b>1400m</b>	<b>1200m</b>	<b>1000m</b>	<b>800m</b>	<b>600m</b>	<b>400m</b>	<b>200m</b>	<b>WP</b>	<b>Average</b>	
		Position in running (margin)	5(7.6)	5(8.1)	4(6.4)	4(4.8)	3(4.0)	4(4.6)	4(6.1)	4(5.6)	3(5.2)	4(6.5)	5(7.4)		6.30
		Sectional time (s)	16.23	15.74	16.27	15.43	14.47	14.25	15.04	15.00	15.21	14.80	14.70		
		Cumulative time (s)	167.14	150.91	135.17	118.90	103.47	89.00	74.75	59.71	44.71	29.50	14.70	3:19.56	
		Speed (m/s)	12.32	12.71	12.29	12.96	13.82	14.04	13.30	13.33	13.15	13.51	13.61	13.03	
		Stride length (m)	6.11	6.16	6.00	6.30	6.57	6.58	6.21	6.23	6.03	6.24	6.35	6.22	
		Stride duration (s)	0.496	0.484	0.488	0.486	0.475	0.469	0.467	0.467	0.459	0.462	0.466	0.478	
		Stride efficiency (%)	58.41	59.21	56.28	61.96	67.43	67.62	60.22	60.65	56.89	60.90	62.96	60.51	
		Stride count	32.71	32.49	33.33	31.76	30.45	30.40	32.22	32.10	33.15	32.04	31.51	417.81	



Note: Horizontal distance axis grid lines are 200m furlongs.

#### Disclaimer.

HRNZ and NZMTC and Thoroughbred Ratings Pty Ltd accepts no responsibility for the completeness or accuracy of any of the information contained herein, and makes no representations about its suitability for any particular purpose. Users should make their own judgements about those matters and/or seek independent advice. You assume all risks associated with use of the data provided on this page.



# Race Results



June 30, 2023, Race 9, HARNESS BID- "HOME OF ZERO COMMISSIONS HANDICAP" TROT, Distance 2600m, Addington - Survey 3200m

Result	TAB no.	Horse (Barrier)	2600 to	2400m to
8th	9	<b>The Dominator (4)</b>	<b>2400m</b>	<b>2200m</b>
		Position in running (margin)	-	8(14.5)
		Sectional time (s)	18.71	14.53
		Cumulative time (s)	199.67	180.96
		Speed (m/s)	10.69	13.76
		Stride length (m)	6.25	6.57
		Stride duration (s)	0.469	0.478
		Stride efficiency (%)	60.97	67.53
		Stride count	32.02	30.42

#### Disclaimer.

HRNZ and NZMTC and Thoroughbred Ratings Pty Ltd accepts no responsibility for the completeness or accuracy of any of the information contained herein, and makes no representations about its suitability for any particular purpose. Users should make their own judgements about those matters and/or seek independent advice. You assume all risks associated with use of the data provided on this page.

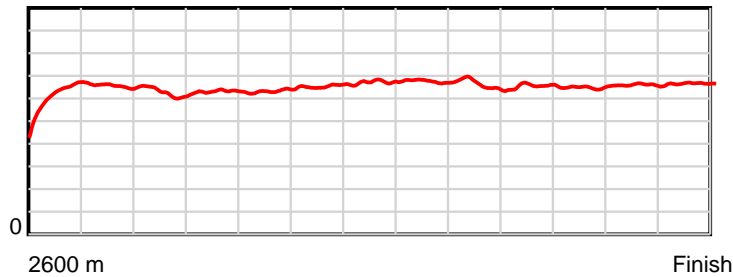


# Race Results

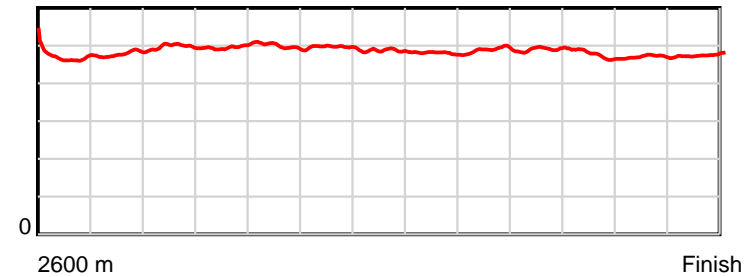
June 30, 2023, Race 9, HARNESS BID- "HOME OF ZERO COMMISSIONS HANDICAP" TROT, Distance 2600m, Addington - Survey 3200m

Result	TAB no.	Horse (Barrier)	2200m to	2000m to	1800m to	1600m to	1400m to	1200m to	1000m to	800m to	600m to	400m to	200m to	Total or	Margin
8th	9	<b>The Dominator (4)</b>	<b>2000m</b>	<b>1800m</b>	<b>1600m</b>	<b>1400m</b>	<b>1200m</b>	<b>1000m</b>	<b>800m</b>	<b>600m</b>	<b>400m</b>	<b>200m</b>	<b>WP</b>	<b>Average</b>	
		Position in running (margin)	8(12.0)	8(12.3)	8(10.4)	8(9.2)	8(7.6)	8(8.4)	8(10.6)	9(11.8)	9(11.3)	8(11.3)	7(10.0)		6.90
		Sectional time (s)	16.18	15.70	16.36	15.29	14.49	14.38	15.32	14.98	14.99	14.44	14.30		
		Cumulative time (s)	166.43	150.25	134.55	118.19	102.90	88.41	74.03	58.71	43.73	28.74	14.30	3:19.67	
		Speed (m/s)	12.36	12.74	12.22	13.08	13.80	13.91	13.05	13.35	13.34	13.85	13.99	13.02	
		Stride length (m)	6.15	6.31	6.10	6.50	6.71	6.68	6.39	6.54	6.34	6.52	6.63	6.43	
		Stride duration (s)	0.498	0.495	0.499	0.497	0.487	0.480	0.489	0.490	0.475	0.471	0.474	0.494	
		Stride efficiency (%)	59.12	62.14	58.21	66.08	70.45	69.68	63.80	66.93	62.82	66.49	68.78	64.67	
		Stride count	32.52	31.72	32.77	30.76	29.79	29.95	31.30	30.56	31.54	30.66	30.15	404.16	

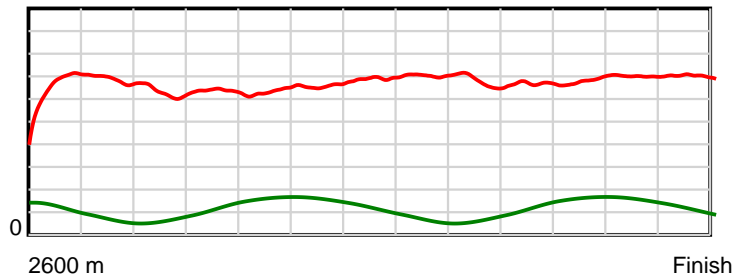
10 m Stride length



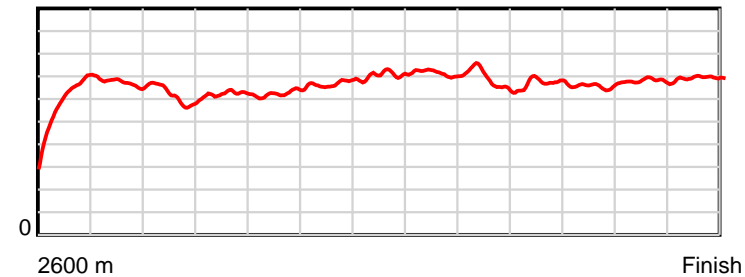
0.6 s Stride duration



20 m/sec Speed



100 % Stride efficiency



Note: Horizontal distance axis grid lines are 200m furlongs.

**Disclaimer.**

HRNZ and NZMTC and Thoroughbred Ratings Pty Ltd accepts no responsibility for the completeness or accuracy of any of the information contained herein, and makes no representations about its suitability for any particular purpose. Users should make their own judgements about those matters and/or seek independent advice. You assume all risks associated with use of the data provided on this page.



# Race Results



June 30, 2023, Race 9, HARNESS BID- "HOME OF ZERO COMMISSIONS HANDICAP" TROT, Distance 2600m, Addington - Survey 3200m

Result	TAB no.	Horse (Barrier)	2600 to	2400m to
9th	4	<b>Kink (7)</b>	<b>2400m</b>	<b>2200m</b>
		Position in running (margin)	-	4(5.5)
		Sectional time (s)	17.22	15.03
		Cumulative time (s)	201.71	184.49
		Speed (m/s)	11.62	13.31
		Stride length (m)	22.42	7.66
		Stride duration (s)	1.876	0.575
		Stride efficiency (%)	785.20	91.60
		Stride count	8.92	26.12

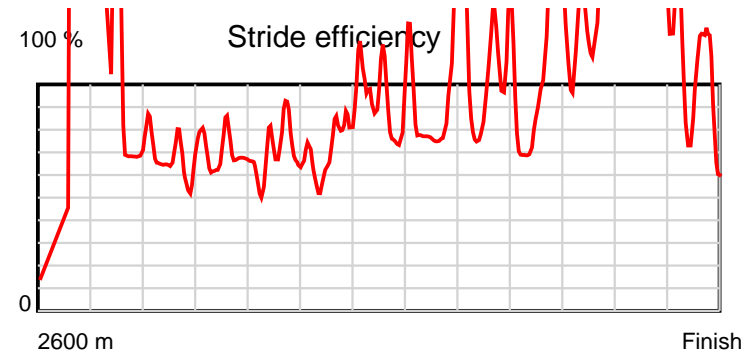
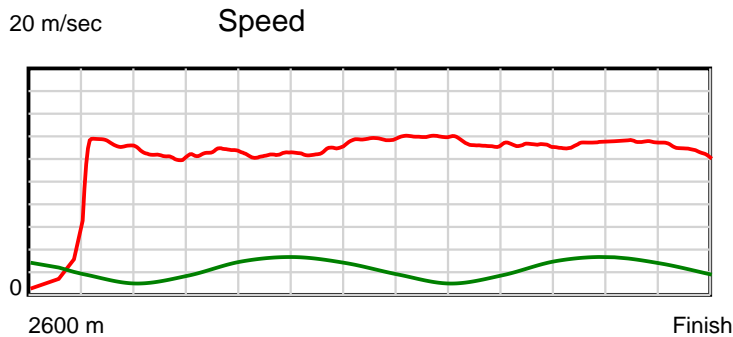
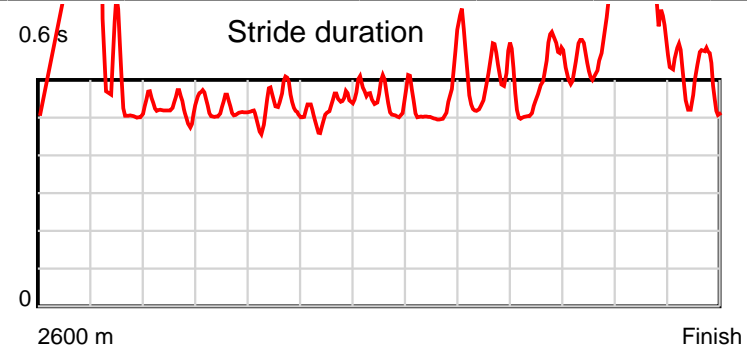
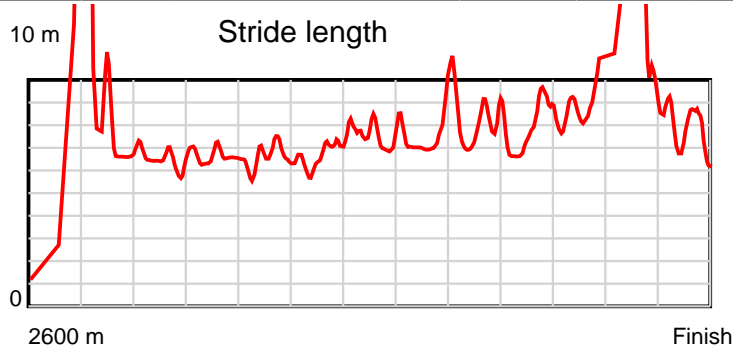
## Disclaimer.

HRNZ and NZMTC and Thoroughbred Ratings Pty Ltd accepts no responsibility for the completeness or accuracy of any of the information contained herein, and makes no representations about its suitability for any particular purpose. Users should make their own judgements about those matters and/or seek independent advice. You assume all risks associated with use of the data provided on this page.

# Race Results

June 30, 2023, Race 9, HARNESS BID- "HOME OF ZERO COMMISSIONS HANDICAP" TROT, Distance 2600m, Addington - Survey 3200m

Result	TAB no.	Horse (Barrier)	2200m to	2000m to	1800m to	1600m to	1400m to	1200m to	1000m to	800m to	600m to	400m to	200m to	Total or	Margin
9th	4	Kink (7)	2000m	1800m	1600m	1400m	1200m	1000m	800m	600m	400m	200m	WP	Average	
		Position in running (margin)	4(6.0)	4(7.0)	5(6.5)	5(6.0)	5(6.0)	7(7.4)	7(9.4)	8(9.8)	8(9.7)	9(11.7)	9(13.7)		18.20
		Sectional time (s)	16.32	15.93	16.47	15.56	14.60	14.33	15.18	15.06	15.32	14.99	15.70		
		Cumulative time (s)	169.46	153.14	137.21	120.74	105.18	90.58	76.25	61.07	46.01	30.69	15.70	3:21.71	
		Speed (m/s)	12.25	12.55	12.14	12.85	13.70	13.96	13.18	13.28	13.05	13.34	12.74	12.89	
		Stride length (m)	6.38	6.51	6.16	6.57	7.44	7.50	7.67	7.39	7.71	10.74	7.11	7.66	
		Stride duration (s)	0.521	0.519	0.507	0.511	0.543	0.538	0.582	0.556	0.591	0.805	0.558	0.594	
		Stride efficiency (%)	63.66	66.26	59.33	67.49	86.55	87.98	91.86	85.32	92.98	180.12	79.02	91.74	
		Stride count	31.33	30.71	32.46	30.43	26.87	26.65	26.09	27.07	25.93	18.63	28.12	339.33	



Note: Horizontal distance axis grid lines are 200m furlongs.

## Disclaimer.

HRNZ and NZMTC and Thoroughbred Ratings Pty Ltd accepts no responsibility for the completeness or accuracy of any of the information contained herein, and makes no representations about its suitability for any particular purpose. Users should make their own judgements about those matters and/or seek independent advice. You assume all risks associated with use of the data provided on this page.