



Race Results

NZ Metropolitan Trotting Club Inc, HRNZ, July 16, 2023

Compilation date: July 16, 2023, 2:28:27 PM (NZST)

Copyright © 2023 HRNZ and NZMTC. All rights reserved.

Trademarks.

StrideMASTER is a registered trademark of Thoroughbred Ratings Pty Ltd.

Disclaimer.

HRNZ and NZMTC and Thoroughbred Ratings Pty Ltd accepts no responsibility for the completeness or accuracy of any of the information contained herein, and makes no representations about its suitability for any particular purpose. Users should make their own judgements about those matters and/or seek independent advice. You assume all risks associated with use of the data provided on this page.



Race Results



July 16, 2023, Race 3, PHIL SHATFORD RIVERSIDE / NZ BOXING LEGEND TROT, Distance 2600m, Addington - Survey 3200m

Result	TAB no.	Horse (Barrier)	2600 to	2400m to
1st	10	Waihemo Hannah (0)	2400m	2200m
		Position in running (margin)	-	8(10.2)
		Sectional time (s)	18.41	16.92
		Cumulative time (s)	204.18	185.77
		Speed (m/s)	10.87	11.82
		Stride length (m)	5.61	5.63
		Stride duration (s)	0.470	0.476
		Stride efficiency (%)	49.23	49.46
		Stride count	35.63	35.55

Disclaimer.

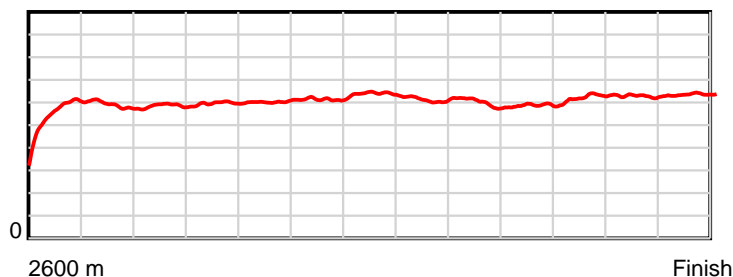
HRNZ and NZMTC and Thoroughbred Ratings Pty Ltd accepts no responsibility for the completeness or accuracy of any of the information contained herein, and makes no representations about its suitability for any particular purpose. Users should make their own judgements about those matters and/or seek independent advice. You assume all risks associated with use of the data provided on this page.

Race Results

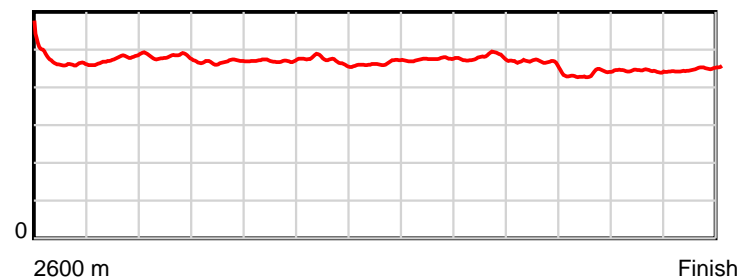
July 16, 2023, Race 3, PHIL SHATFORD RIVERSIDE / NZ BOXING LEGEND TROT, Distance 2600m, Addington - Survey 3200m

Result	TAB no.	Horse (Barrier)	2200m to	2000m to	1800m to	1600m to	1400m to	1200m to	1000m to	800m to	600m to	400m to	200m to	Total or	Margin
1st	10	Waihemo Hannah (0)	2000m	1800m	1600m	1400m	1200m	1000m	800m	600m	400m	200m	WP	Average	
		Position in running (margin)	8(10.0)	8(12.8)	8(10.8)	8(10.2)	6(10.9)	6(6.6)	5(5.7)	5(5.2)	4(3.1)	1(0.0)	1(0.0)		0.00
		Sectional time (s)	16.92	15.68	15.76	15.47	14.50	15.93	16.58	15.76	14.27	14.02	13.96		
		Cumulative time (s)	168.85	151.93	136.25	120.49	105.02	90.52	74.59	58.01	42.25	27.98	13.96	3:24.18	
		Speed (m/s)	11.82	12.76	12.69	12.93	13.79	12.55	12.06	12.69	14.02	14.27	14.33	12.73	
		Stride length (m)	5.68	5.97	5.98	6.08	6.41	5.96	5.78	5.86	6.14	6.32	6.44	5.98	
		Stride duration (s)	0.480	0.468	0.471	0.470	0.465	0.475	0.479	0.461	0.438	0.443	0.450	0.469	
		Stride efficiency (%)	50.39	55.64	55.85	57.76	64.23	55.59	52.14	53.57	58.87	62.49	64.87	55.82	
		Stride count	35.22	33.52	33.45	32.90	31.20	33.53	34.62	34.16	32.59	31.63	31.04	435.04	

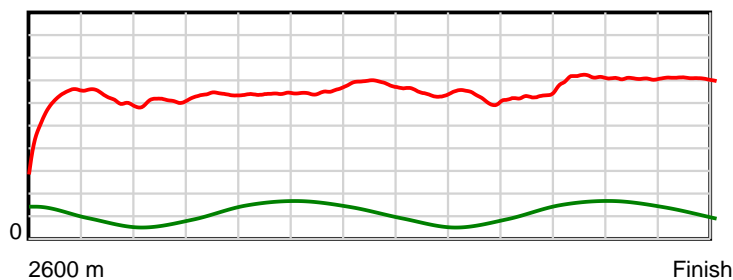
10 m Stride length



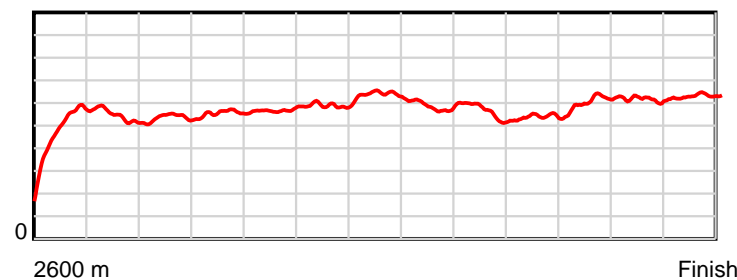
0.6 s Stride duration



20 m/sec Speed



100 % Stride efficiency



Note: Horizontal distance axis grid lines are 200m furlongs.

Disclaimer.

HRNZ and NZMTC and Thoroughbred Ratings Pty Ltd accepts no responsibility for the completeness or accuracy of any of the information contained herein, and makes no representations about its suitability for any particular purpose. Users should make their own judgements about those matters and/or seek independent advice. You assume all risks associated with use of the data provided on this page.



Race Results



July 16, 2023, Race 3, PHIL SHATFORD RIVERSIDE / NZ BOXING LEGEND TROT, Distance 2600m, Addington - Survey 3200m

Result	TAB no.	Horse (Barrier)	2600 to 2400m to	2400m to 2200m
2nd	8	Moondance (1)	2400m	2200m
		Position in running (margin)	-	9(16.8)
		Sectional time (s)	19.40	16.02
		Cumulative time (s)	205.52	186.12
		Speed (m/s)	10.31	12.48
		Stride length (m)	5.49	5.89
		Stride duration (s)	0.481	0.472
		Stride efficiency (%)	47.09	54.15
		Stride count	36.43	33.97

Disclaimer.

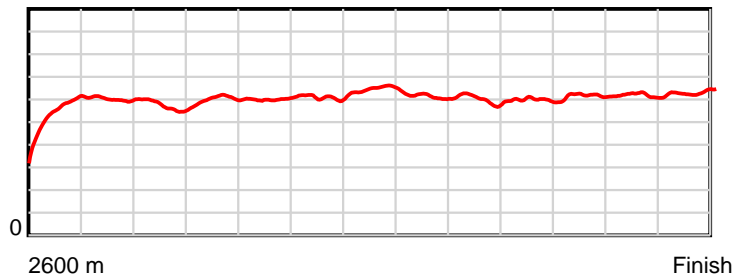
HRNZ and NZMTC and Thoroughbred Ratings Pty Ltd accepts no responsibility for the completeness or accuracy of any of the information contained herein, and makes no representations about its suitability for any particular purpose. Users should make their own judgements about those matters and/or seek independent advice. You assume all risks associated with use of the data provided on this page.

Race Results

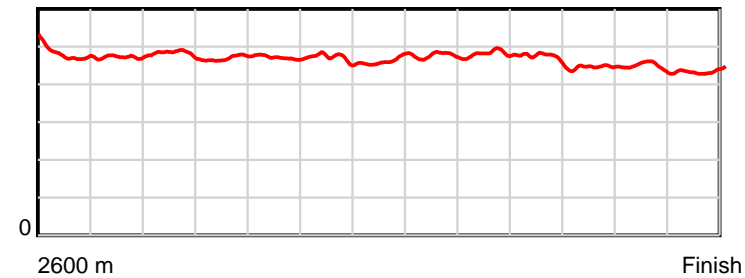
July 16, 2023, Race 3, PHIL SHATFORD RIVERSIDE / NZ BOXING LEGEND TROT, Distance 2600m, Addington - Survey 3200m

Result	TAB no.	Horse (Barrier)	2200m to	2000m to	1800m to	1600m to	1400m to	1200m to	1000m to	800m to	600m to	400m to	200m to	Total or	Margin
2nd	8	Moondance (1)	2000m	1800m	1600m	1400m	1200m	1000m	800m	600m	400m	200m	WP	Average	
		Position in running (margin)	9(11.3)	9(15.5)	9(13.0)	9(13.3)	9(14.0)	8(9.4)	7(7.8)	7(7.2)	6(5.2)	4(6.8)	4(10.4)		7.40
		Sectional time (s)	17.14	15.60	15.92	15.44	14.47	15.80	16.56	15.78	15.05	14.62	13.72		
		Cumulative time (s)	170.10	152.96	137.36	121.44	106.00	91.53	75.73	59.17	43.39	28.34	13.72	3:25.52	
		Speed (m/s)	11.67	12.82	12.56	12.95	13.82	12.66	12.08	12.67	13.29	13.68	14.58	12.65	
		Stride length (m)	5.63	6.01	5.92	6.09	6.40	6.01	5.82	5.96	5.93	6.11	6.36	5.96	
		Stride duration (s)	0.483	0.469	0.471	0.471	0.463	0.475	0.482	0.471	0.446	0.446	0.436	0.471	
		Stride efficiency (%)	49.53	56.51	54.73	58.02	64.10	56.52	52.91	55.57	54.93	58.24	63.21	55.54	
		Stride count	35.53	33.26	33.79	32.82	31.23	33.25	34.37	33.54	33.73	32.76	31.45	436.13	

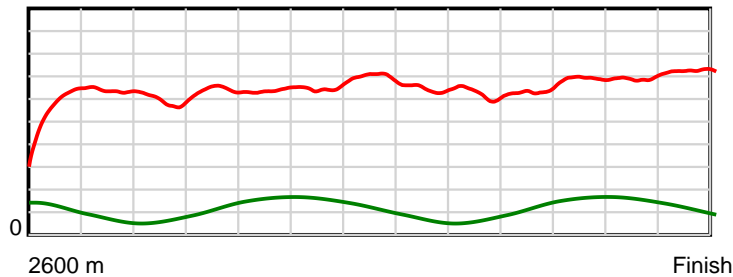
10 m Stride length



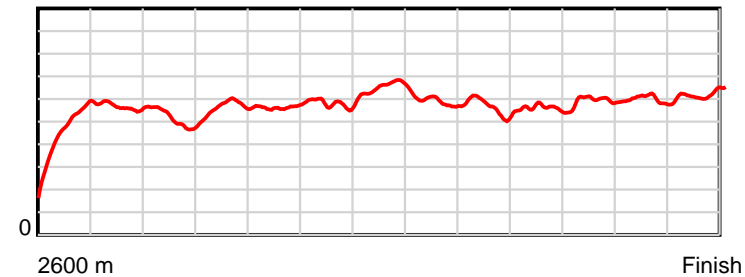
0.6 s Stride duration



20 m/sec Speed



100 % Stride efficiency



Note: Horizontal distance axis grid lines are 200m furlongs.

Disclaimer.

HRNZ and NZMTC and Thoroughbred Ratings Pty Ltd accepts no responsibility for the completeness or accuracy of any of the information contained herein, and makes no representations about its suitability for any particular purpose. Users should make their own judgements about those matters and/or seek independent advice. You assume all risks associated with use of the data provided on this page.



Race Results



July 16, 2023, Race 3, PHIL SHATFORD RIVERSIDE / NZ BOXING LEGEND TROT, Distance 2600m, Addington - Survey 3200m

Result	TAB no.	Horse (Barrier)	2600 to	2400m to
3rd	2	Living The Mom... (4)	2400m	2200m
		Position in running (margin)	-	4(5.8)
		Sectional time (s)	17.67	16.52
		Cumulative time (s)	205.65	187.98
		Speed (m/s)	11.32	12.11
		Stride length (m)	5.86	5.66
		Stride duration (s)	0.514	0.468
		Stride efficiency (%)	53.70	50.11
		Stride count	34.12	35.32

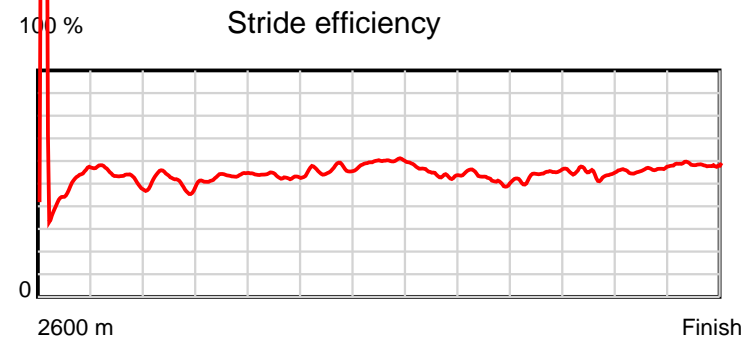
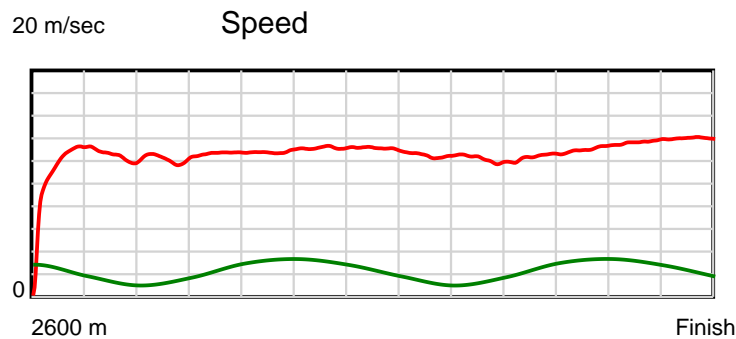
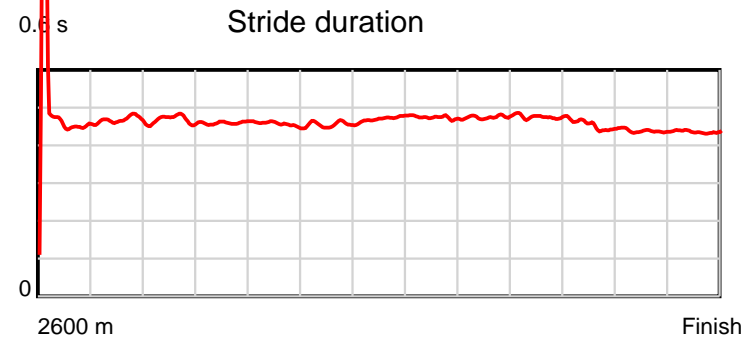
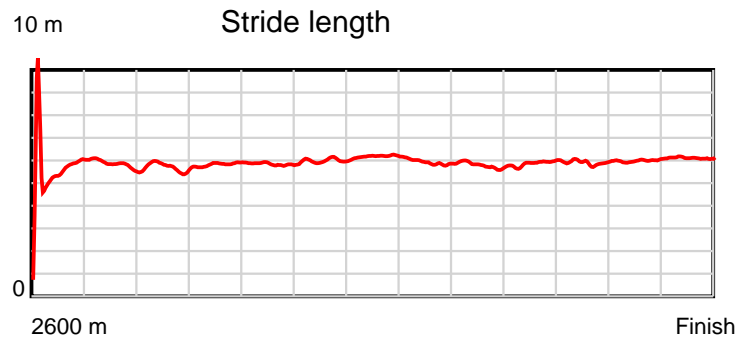
Disclaimer.

HRNZ and NZMTC and Thoroughbred Ratings Pty Ltd accepts no responsibility for the completeness or accuracy of any of the information contained herein, and makes no representations about its suitability for any particular purpose. Users should make their own judgements about those matters and/or seek independent advice. You assume all risks associated with use of the data provided on this page.

Race Results

July 16, 2023, Race 3, PHIL SHATFORD RIVERSIDE / NZ BOXING LEGEND TROT, Distance 2600m, Addington - Survey 3200m

Result	TAB no.	Horse (Barrier)	2200m to	2000m to	1800m to	1600m to	1400m to	1200m to	1000m to	800m to	600m to	400m to	200m to	Total or	Margin
3rd	2	Living The Mom... (4)	2000m	1800m	1600m	1400m	1200m	1000m	800m	600m	400m	200m	WP	Average	
		Position in running (margin)	3(3.3)	3(5.7)	3(4.1)	3(3.3)	2(1.7)	2(1.7)	2(2.1)	2(2.0)	3(4.7)	2(7.4)			8.20
		Sectional time (s)	16.85	15.76	15.72	15.08	15.22	16.09	16.71	16.09	15.23	14.48	14.23		
		Cumulative time (s)	171.46	154.61	138.85	123.13	108.05	92.83	76.74	60.03	43.94	28.71	14.23	3:25.65	
		Speed (m/s)	11.87	12.69	12.72	13.26	13.14	12.43	11.97	12.43	13.13	13.81	14.05	12.64	
		Stride length (m)	5.56	5.84	5.79	6.05	6.20	5.88	5.69	5.90	5.93	6.03	6.13	5.88	
		Stride duration (s)	0.468	0.460	0.455	0.456	0.472	0.473	0.476	0.475	0.451	0.437	0.437	0.465	
		Stride efficiency (%)	48.23	53.21	52.42	57.23	60.10	54.06	50.63	54.42	54.89	56.91	58.79	54.05	
		Stride count	36.00	34.27	34.53	33.05	32.25	34.00	35.14	33.89	33.75	33.14	32.61	442.07	



Note: Horizontal distance axis grid lines are 200m furlongs.

Disclaimer.

HRNZ and NZMTC and Thoroughbred Ratings Pty Ltd accepts no responsibility for the completeness or accuracy of any of the information contained herein, and makes no representations about its suitability for any particular purpose. Users should make their own judgements about those matters and/or seek independent advice. You assume all risks associated with use of the data provided on this page.



Race Results



July 16, 2023, Race 3, PHIL SHATFORD RIVERSIDE / NZ BOXING LEGEND TROT, Distance 2600m, Addington - Survey 3200m

Result	TAB no.	Horse (Barrier)	2600 to	2400m to
4th	4	Opawa Peak (6)	2400m	2200m
		Position in running (margin)	-	6(8.6)
		Sectional time (s)	17.99	16.66
		Cumulative time (s)	206.54	188.55
		Speed (m/s)	11.12	12.00
		Stride length (m)	6.58	6.56
		Stride duration (s)	0.570	0.546
		Stride efficiency (%)	67.62	67.19
		Stride count	30.40	30.50

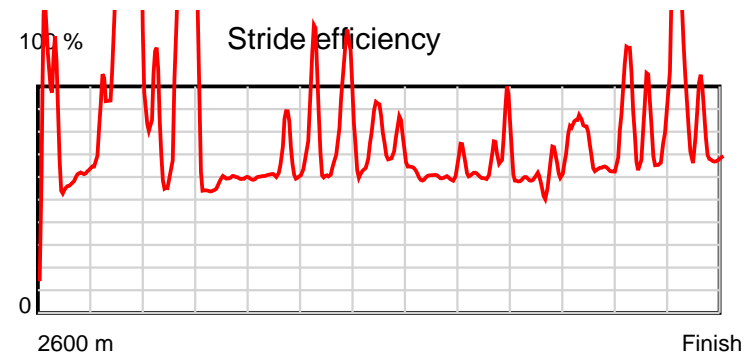
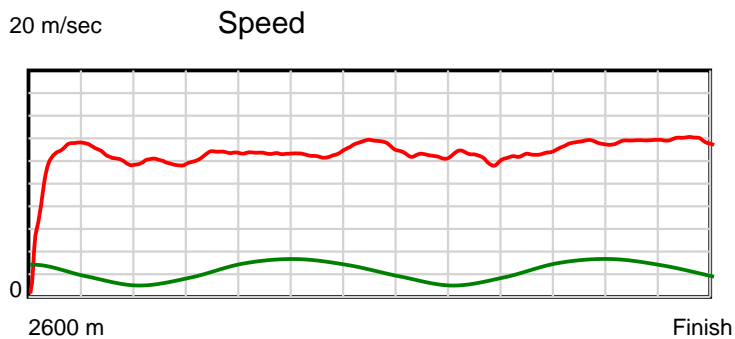
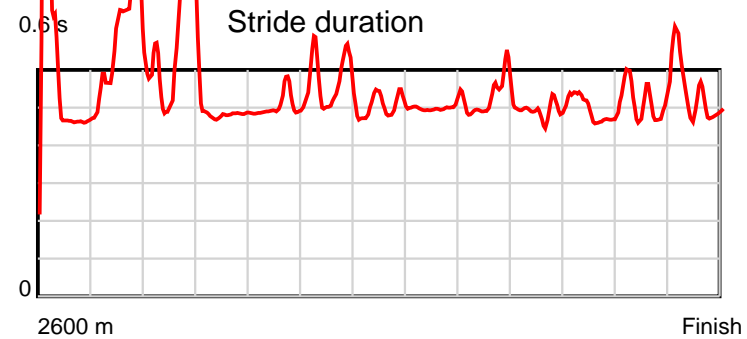
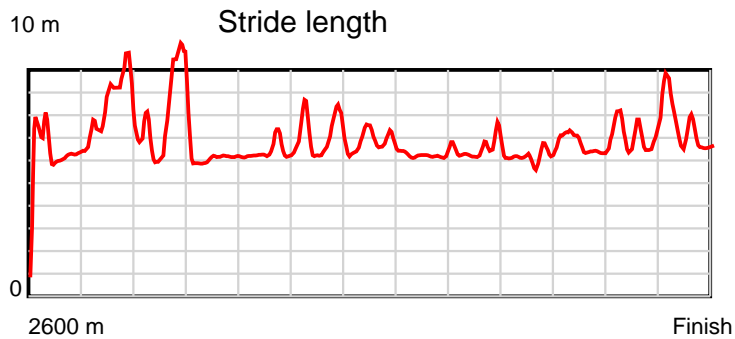
Disclaimer.

HRNZ and NZMTC and Thoroughbred Ratings Pty Ltd accepts no responsibility for the completeness or accuracy of any of the information contained herein, and makes no representations about its suitability for any particular purpose. Users should make their own judgements about those matters and/or seek independent advice. You assume all risks associated with use of the data provided on this page.

Race Results

July 16, 2023, Race 3, PHIL SHATFORD RIVERSIDE / NZ BOXING LEGEND TROT, Distance 2600m, Addington - Survey 3200m

Result	TAB no.	Horse (Barrier)	2200m to	2000m to	1800m to	1600m to	1400m to	1200m to	1000m to	800m to	600m to	400m to	200m to	Total or	Margin
4th	4	Opawa Peak (6)	2000m	1800m	1600m	1400m	1200m	1000m	800m	600m	400m	200m	WP	Average	
		Position in running (margin)	6(6.9)	7(10.7)	7(10.0)	7(9.3)	7(11.1)	7(8.5)	8(9.8)	8(10.6)	8(8.5)	6(9.6)	5(12.4)		13.10
		Sectional time (s)	17.09	15.90	15.74	15.65	14.81	16.29	16.79	15.76	14.97	14.49	14.40		
		Cumulative time (s)	171.89	154.80	138.90	123.16	107.51	92.70	76.41	59.62	43.86	28.89	14.40	3:26.54	
		Speed (m/s)	11.70	12.58	12.71	12.78	13.50	12.28	11.91	12.69	13.36	13.80	13.89	12.59	
		Stride length (m)	6.82	6.05	6.34	6.96	6.73	6.16	6.18	6.19	6.47	6.96	6.84	6.51	
		Stride duration (s)	0.583	0.481	0.499	0.545	0.499	0.502	0.519	0.488	0.484	0.504	0.493	0.517	
		Stride efficiency (%)	72.78	57.27	62.91	75.72	70.85	59.36	59.61	59.91	65.46	75.76	73.22	66.30	
		Stride count	29.31	33.04	31.52	28.73	29.70	32.45	32.38	32.30	30.90	28.72	29.22	399.17	



Note: Horizontal distance axis grid lines are 200m furlongs.

Disclaimer.

HRNZ and NZMTC and Thoroughbred Ratings Pty Ltd accepts no responsibility for the completeness or accuracy of any of the information contained herein, and makes no representations about its suitability for any particular purpose. Users should make their own judgements about those matters and/or seek independent advice. You assume all risks associated with use of the data provided on this page.



Race Results



July 16, 2023, Race 3, PHIL SHATFORD RIVERSIDE / NZ BOXING LEGEND TROT, Distance 2600m, Addington - Survey 3200m

Result	TAB no.	Horse (Barrier)	2600 to	2400m to
5th	3	Queen Doreen (5)	2400m	2200m
		Position in running (margin)	-	3(3.0)
		Sectional time (s)	16.94	16.44
		Cumulative time (s)	206.86	189.92
		Speed (m/s)	11.81	12.17
		Stride length (m)	6.01	6.11
		Stride duration (s)	0.506	0.502
		Stride efficiency (%)	56.53	58.33
		Stride count	33.25	32.73

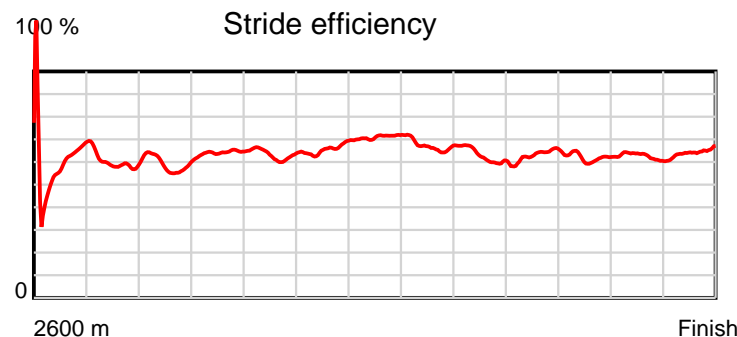
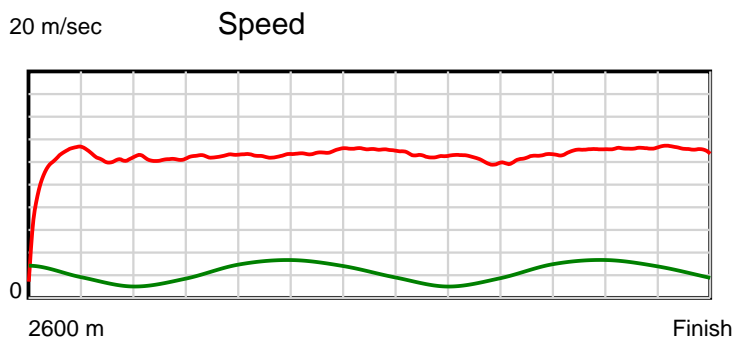
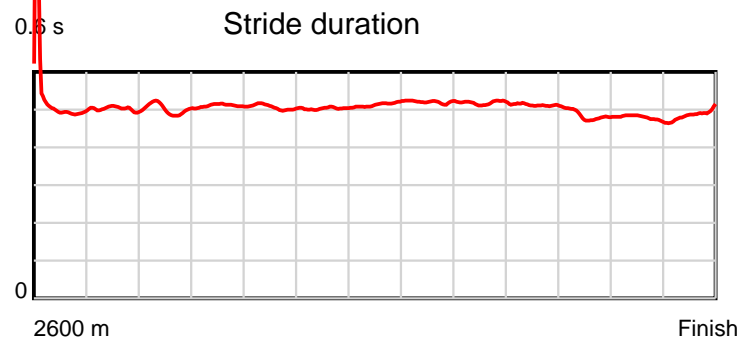
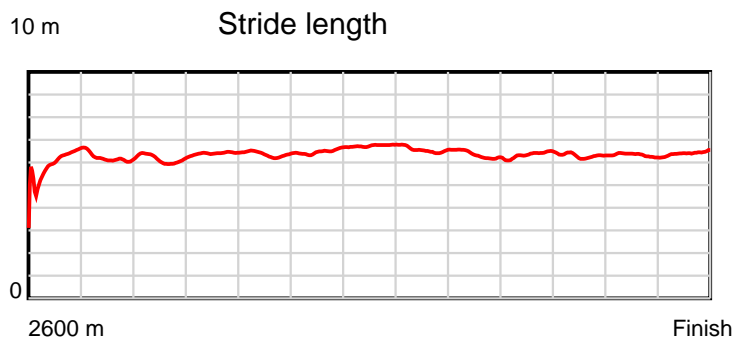
Disclaimer.

HRNZ and NZMTC and Thoroughbred Ratings Pty Ltd accepts no responsibility for the completeness or accuracy of any of the information contained herein, and makes no representations about its suitability for any particular purpose. Users should make their own judgements about those matters and/or seek independent advice. You assume all risks associated with use of the data provided on this page.

Race Results

July 16, 2023, Race 3, PHIL SHATFORD RIVERSIDE / NZ BOXING LEGEND TROT, Distance 2600m, Addington - Survey 3200m

Result	TAB no.	Horse (Barrier)	2200m to	2000m to	1800m to	1600m to	1400m to	1200m to	1000m to	800m to	600m to	400m to	200m to	Total or	Margin
5th	3	Queen Doreen (5)	2000m	1800m	1600m	1400m	1200m	1000m	800m	600m	400m	200m	WP	Average	
		Position in running (margin)	1(0.0)	1(0.0)	1(0.0)	1(0.0)	1(0.0)	1(0.0)	1(0.0)	1(0.0)	1(0.0)	2(2.8)	3(8.8)		14.90
		Sectional time (s)	16.45	16.02	15.86	15.34	15.23	16.08	16.66	16.11	15.24	15.02	15.47		
		Cumulative time (s)	173.48	157.03	141.01	125.15	109.81	94.58	78.50	61.84	45.73	30.49	15.47	3:26.86	
		Speed (m/s)	12.16	12.48	12.61	13.04	13.13	12.44	12.00	12.41	13.12	13.32	12.93	12.57	
		Stride length (m)	6.10	6.38	6.39	6.56	6.75	6.48	6.21	6.36	6.35	6.37	6.32	6.33	
		Stride duration (s)	0.502	0.511	0.506	0.503	0.514	0.521	0.518	0.512	0.484	0.478	0.489	0.504	
		Stride efficiency (%)	58.16	63.56	63.73	67.18	71.24	65.54	60.36	63.17	63.04	63.38	62.46	62.66	
		Stride count	32.78	31.36	31.32	30.50	29.62	30.88	32.18	31.46	31.49	31.40	31.63	410.60	



Note: Horizontal distance axis grid lines are 200m furlongs.

Disclaimer.

HRNZ and NZMTC and Thoroughbred Ratings Pty Ltd accepts no responsibility for the completeness or accuracy of any of the information contained herein, and makes no representations about its suitability for any particular purpose. Users should make their own judgements about those matters and/or seek independent advice. You assume all risks associated with use of the data provided on this page.



Race Results



July 16, 2023, Race 3, PHIL SHATFORD RIVERSIDE / NZ BOXING LEGEND TROT, Distance 2600m, Addington - Survey 3200m

Result	TAB no.	Horse (Barrier)	2600 to	2400m to
6th	9	Aventine (2)	2400m	2200m
		Position in running (margin)	-	7(9.0)
		Sectional time (s)	18.12	16.76
		Cumulative time (s)	207.65	189.53
		Speed (m/s)	11.04	11.93
		Stride length (m)	5.65	5.64
		Stride duration (s)	0.462	0.473
		Stride efficiency (%)	49.85	49.67
		Stride count	35.41	35.47

Disclaimer.

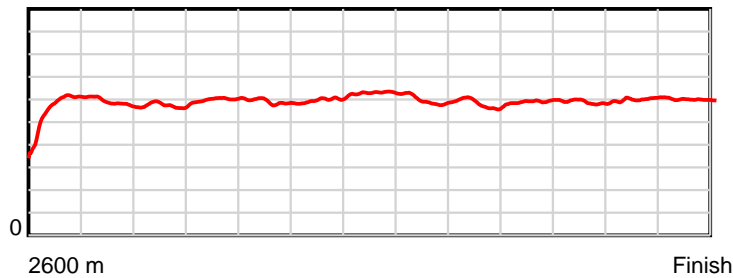
HRNZ and NZMTC and Thoroughbred Ratings Pty Ltd accepts no responsibility for the completeness or accuracy of any of the information contained herein, and makes no representations about its suitability for any particular purpose. Users should make their own judgements about those matters and/or seek independent advice. You assume all risks associated with use of the data provided on this page.

Race Results

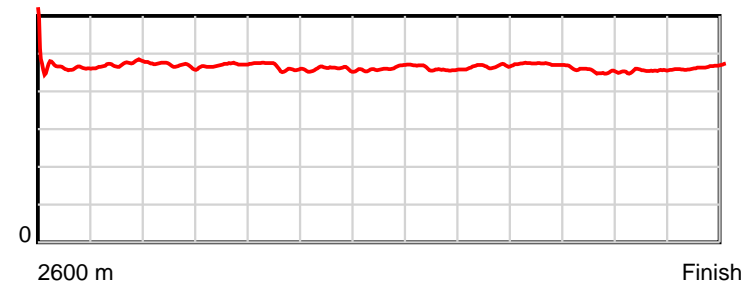
July 16, 2023, Race 3, PHIL SHATFORD RIVERSIDE / NZ BOXING LEGEND TROT, Distance 2600m, Addington - Survey 3200m

Result	TAB no.	Horse (Barrier)	2200m to	2000m to	1800m to	1600m to	1400m to	1200m to	1000m to	800m to	600m to	400m to	200m to	Total or	Margin
6th	9	Aventine (2)	2000m	1800m	1600m	1400m	1200m	1000m	800m	600m	400m	200m	WP	Average	
		Position in running (margin)	7(8.0)	6(10.4)	6(8.4)	6(8.4)	4(8.3)	3(4.5)	3(3.4)	4(3.9)	3(2.7)	5(7.4)	6(13.0)		19.30
		Sectional time (s)	16.85	15.69	15.86	15.34	14.58	15.90	16.74	15.91	15.57	14.96	15.37		
		Cumulative time (s)	172.77	155.92	140.23	124.37	109.03	94.45	78.55	61.81	45.90	30.33	15.37	3:27.65	
		Speed (m/s)	11.87	12.75	12.61	13.04	13.72	12.58	11.95	12.57	12.85	13.37	13.01	12.52	
		Stride length (m)	5.57	6.00	5.85	5.99	6.33	5.78	5.58	5.93	5.82	6.08	6.05	5.86	
		Stride duration (s)	0.469	0.470	0.464	0.460	0.462	0.459	0.467	0.472	0.453	0.455	0.465	0.468	
		Stride efficiency (%)	48.46	56.16	53.40	56.14	62.64	52.22	48.73	54.95	52.92	57.79	57.12	53.63	
		Stride count	35.91	33.36	34.21	33.37	31.59	34.60	35.82	33.73	34.37	32.89	33.08	443.81	

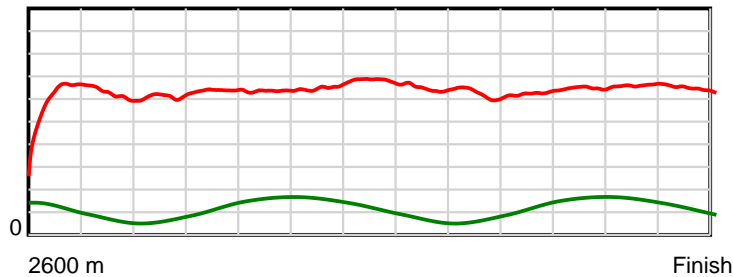
10 m Stride length



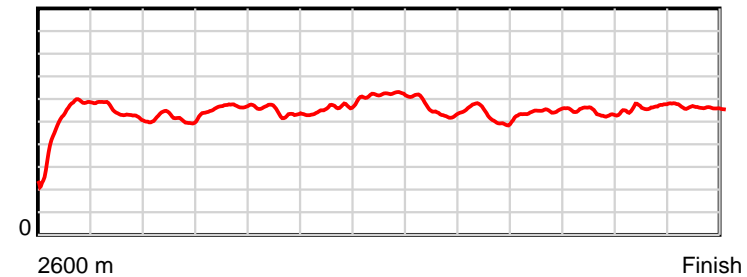
0.6 s Stride duration



20 m/sec Speed



100 % Stride efficiency



Note: Horizontal distance axis grid lines are 200m furlongs.

Disclaimer.

HRNZ and NZMTC and Thoroughbred Ratings Pty Ltd accepts no responsibility for the completeness or accuracy of any of the information contained herein, and makes no representations about its suitability for any particular purpose. Users should make their own judgements about those matters and/or seek independent advice. You assume all risks associated with use of the data provided on this page.



Race Results



July 16, 2023, Race 3, PHIL SHATFORD RIVERSIDE / NZ BOXING LEGEND TROT, Distance 2600m, Addington - Survey 3200m

Result	TAB no.	Horse (Barrier)	2600 to	2400m to
7th	7	Mavis Jones (9)	2400m	2200m
		Position in running (margin)	-	5(7.7)
		Sectional time (s)	17.91	16.51
		Cumulative time (s)	209.67	191.76
		Speed (m/s)	11.17	12.11
		Stride length (m)	5.47	5.68
		Stride duration (s)	0.467	0.469
		Stride efficiency (%)	46.75	50.36
		Stride count	36.57	35.23

Disclaimer.

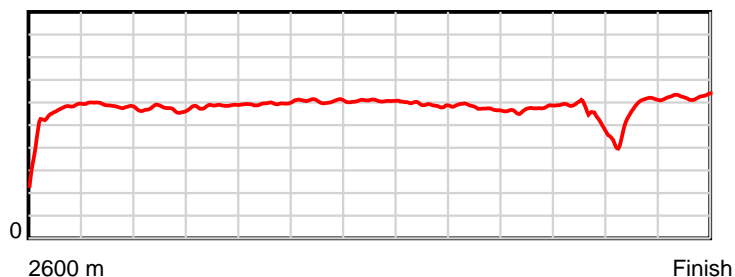
HRNZ and NZMTC and Thoroughbred Ratings Pty Ltd accepts no responsibility for the completeness or accuracy of any of the information contained herein, and makes no representations about its suitability for any particular purpose. Users should make their own judgements about those matters and/or seek independent advice. You assume all risks associated with use of the data provided on this page.

Race Results

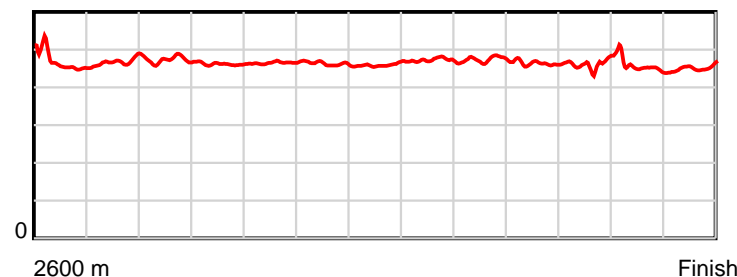
July 16, 2023, Race 3, PHIL SHATFORD RIVERSIDE / NZ BOXING LEGEND TROT, Distance 2600m, Addington - Survey 3200m

Result	TAB no.	Horse (Barrier)	2200m to	2000m to	1800m to	1600m to	1400m to	1200m to	1000m to	800m to	600m to	400m to	200m to	Total or	Margin
7th	7	Mavis Jones (9)	2000m	1800m	1600m	1400m	1200m	1000m	800m	600m	400m	200m	WP	Average	
		Position in running (margin)	5(5.2)	4(7.8)	4(6.0)	4(6.0)	3(5.3)	4(4.7)	4(3.9)	3(3.8)	5(3.5)	8(17.6)	8(31.2)		30.50
		Sectional time (s)	16.90	15.72	15.85	15.24	15.12	15.94	16.64	16.06	17.14	16.28	14.36		
		Cumulative time (s)	175.25	158.35	142.63	126.78	111.54	96.42	80.48	63.84	47.78	30.64	14.36	3:29.67	
		Speed (m/s)	11.83	12.72	12.62	13.12	13.23	12.55	12.02	12.45	11.67	12.29	13.93	12.40	
		Stride length (m)	5.59	5.87	5.87	6.06	6.09	5.91	5.69	5.78	5.39	5.59	6.31	5.78	
		Stride duration (s)	0.472	0.462	0.465	0.462	0.460	0.471	0.474	0.464	0.462	0.455	0.453	0.466	
		Stride efficiency (%)	48.79	53.90	53.89	57.45	57.88	54.66	50.63	52.15	45.43	48.83	62.31	52.24	
		Stride count	35.79	34.06	34.06	32.98	32.86	33.82	35.14	34.62	37.09	35.78	31.67	449.67	

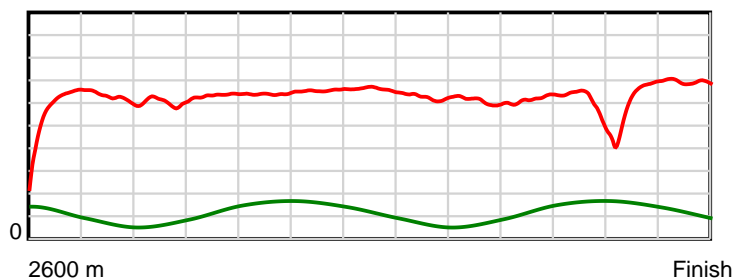
10 m Stride length



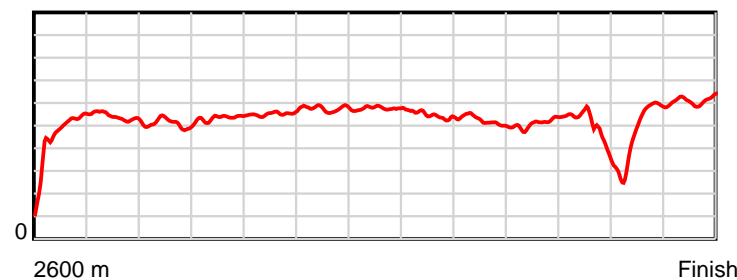
0.6 s Stride duration



20 m/sec Speed



100 % Stride efficiency



Note: Horizontal distance axis grid lines are 200m furlongs.

Disclaimer.

HRNZ and NZMTC and Thoroughbred Ratings Pty Ltd accepts no responsibility for the completeness or accuracy of any of the information contained herein, and makes no representations about its suitability for any particular purpose. Users should make their own judgements about those matters and/or seek independent advice. You assume all risks associated with use of the data provided on this page.



Race Results



July 16, 2023, Race 3, PHIL SHATFORD RIVERSIDE / NZ BOXING LEGEND TROT, Distance 2600m, Addington - Survey 3200m

Result	TAB no.	Horse (Barrier)	2600 to	2400m to
8th	6	Petite Trixton (8)	2400m	2200m
		Position in running (margin)	-	2(2.2)
		Sectional time (s)	16.89	16.76
		Cumulative time (s)	210.08	193.19
		Speed (m/s)	11.84	11.93
		Stride length (m)	5.55	5.64
		Stride duration (s)	0.460	0.472
		Stride efficiency (%)	48.16	49.62
		Stride count	36.03	35.49

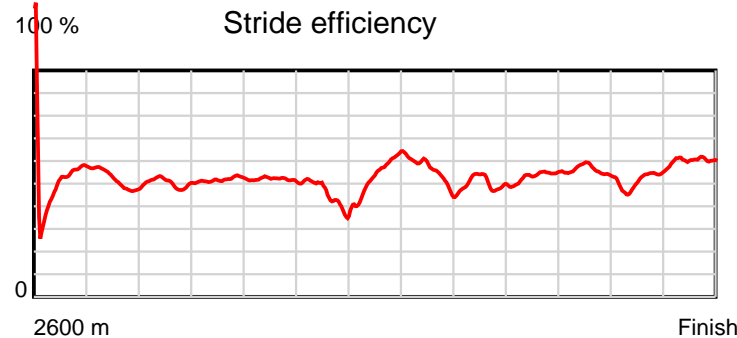
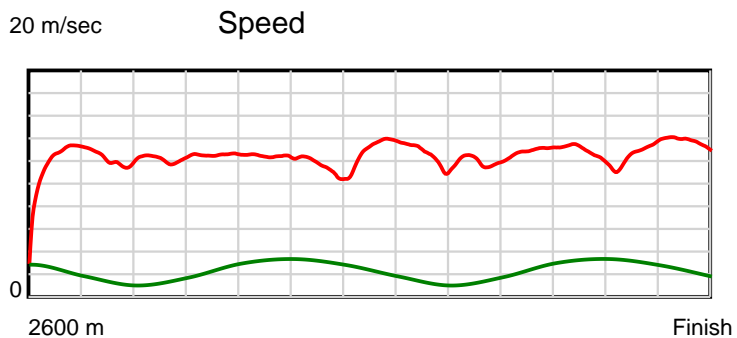
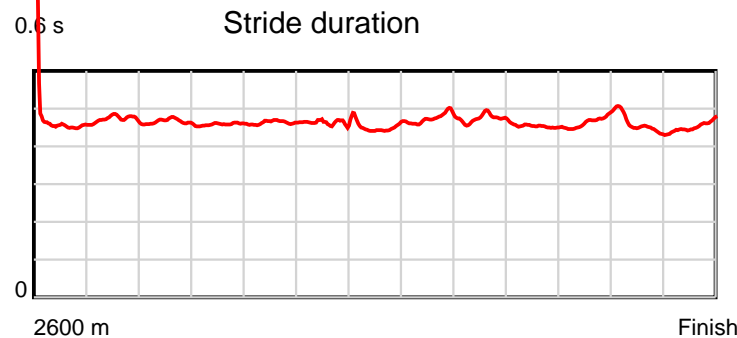
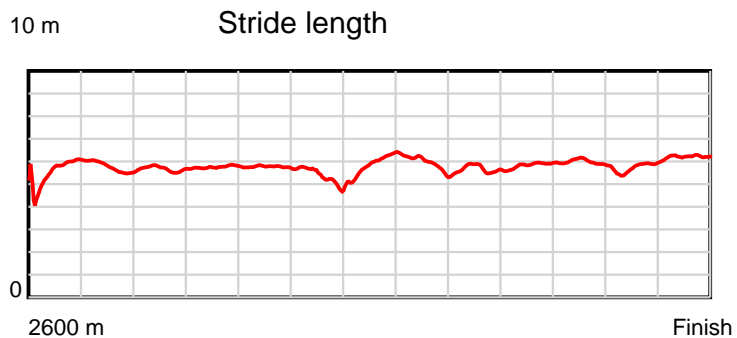
Disclaimer.

HRNZ and NZMTC and Thoroughbred Ratings Pty Ltd accepts no responsibility for the completeness or accuracy of any of the information contained herein, and makes no representations about its suitability for any particular purpose. Users should make their own judgements about those matters and/or seek independent advice. You assume all risks associated with use of the data provided on this page.

Race Results

July 16, 2023, Race 3, PHIL SHATFORD RIVERSIDE / NZ BOXING LEGEND TROT, Distance 2600m, Addington - Survey 3200m

Result	TAB no.	Horse (Barrier)	2200m to	2000m to	1800m to	1600m to	1400m to	1200m to	1000m to	800m to	600m to	400m to	200m to	Total or	Margin
8th	6	Petite Trixton (8)	2000m	1800m	1600m	1400m	1200m	1000m	800m	600m	400m	200m	WP	Average	
		Position in running (margin)	2(1.1)	2(2.6)	2(2.5)	2(3.3)	8(13.4)	9(14.5)	9(16.5)	9(19.6)	9(15.3)	9(21.7)	9(32.7)		32.80
		Sectional time (s)	16.69	16.00	15.99	17.03	15.42	16.41	17.17	15.40	15.85	15.85	14.62		
		Cumulative time (s)	176.43	159.74	143.74	127.75	110.72	95.30	78.89	61.72	46.32	30.47	14.62	3:30.08	
		Speed (m/s)	11.98	12.50	12.51	11.74	12.97	12.19	11.65	12.99	12.62	12.62	13.68	12.38	
		Stride length (m)	5.58	5.73	5.80	5.37	5.86	5.79	5.51	5.88	5.92	5.72	6.25	5.73	
		Stride duration (s)	0.465	0.458	0.463	0.457	0.451	0.475	0.473	0.453	0.469	0.453	0.457	0.463	
		Stride efficiency (%)	48.57	51.30	52.53	45.08	53.60	52.40	47.48	54.07	54.70	51.07	60.98	51.29	
		Stride count	35.87	34.91	34.50	37.24	34.15	34.54	36.28	34.00	33.81	34.98	32.02	453.82	



Note: Horizontal distance axis grid lines are 200m furlongs.

Disclaimer.

HRNZ and NZMTC and Thoroughbred Ratings Pty Ltd accepts no responsibility for the completeness or accuracy of any of the information contained herein, and makes no representations about its suitability for any particular purpose. Users should make their own judgements about those matters and/or seek independent advice. You assume all risks associated with use of the data provided on this page.



Race Results



July 16, 2023, Race 3, PHIL SHATFORD RIVERSIDE / NZ BOXING LEGEND TROT, Distance 2600m, Addington - Survey 3200m

Result	TAB no.	Horse (Barrier)	2600 to	2400m to
9th	5	Peaks Moment (7)	2400m	2200m
		Position in running (margin)	-	1(0.0)
		Sectional time (s)	16.74	17.59
		Cumulative time (s)	210.18	193.44
		Speed (m/s)	11.95	11.37
		Stride length (m)	5.89	5.36
		Stride duration (s)	0.493	0.472
		Stride efficiency (%)	54.25	44.93
		Stride count	33.94	37.30

Disclaimer.

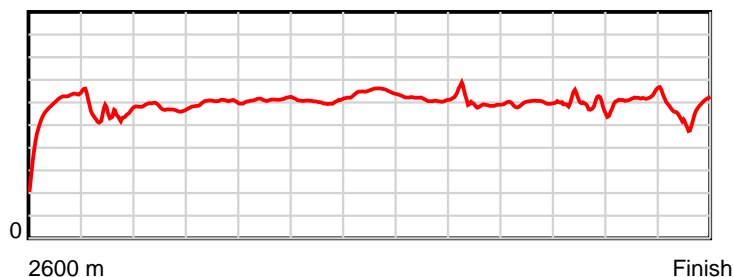
HRNZ and NZMTC and Thoroughbred Ratings Pty Ltd accepts no responsibility for the completeness or accuracy of any of the information contained herein, and makes no representations about its suitability for any particular purpose. Users should make their own judgements about those matters and/or seek independent advice. You assume all risks associated with use of the data provided on this page.

Race Results

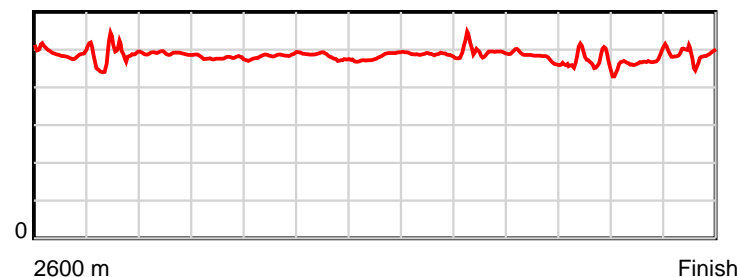
July 16, 2023, Race 3, PHIL SHATFORD RIVERSIDE / NZ BOXING LEGEND TROT, Distance 2600m, Addington - Survey 3200m

Result	TAB no.	Horse (Barrier)	2200m to	2000m to	1800m to	1600m to	1400m to	1200m to	1000m to	800m to	600m to	400m to	200m to	Total or	Margin
9th	5	Peaks Moment (7)	2000m	1800m	1600m	1400m	1200m	1000m	800m	600m	400m	200m	WP	Average	
		Position in running (margin)	4(3.9)	5(8.5)	5(7.7)	5(6.7)	5(8.8)	5(6.5)	6(6.8)	6(7.1)	7(6.2)	7(11.7)	7(18.1)		33.30
		Sectional time (s)	17.22	15.89	15.69	15.70	14.84	16.11	16.71	15.96	15.70	15.08	16.95		
		Cumulative time (s)	175.85	158.63	142.74	127.05	111.35	96.51	80.40	63.69	47.73	32.03	16.95	3:30.18	
		Speed (m/s)	11.61	12.59	12.75	12.74	13.48	12.41	11.97	12.53	12.74	13.26	11.80	12.37	
		Stride length (m)	5.69	6.00	6.17	6.13	6.47	6.04	5.82	6.02	5.72	6.23	5.68	5.93	
		Stride duration (s)	0.490	0.477	0.484	0.481	0.480	0.487	0.486	0.481	0.449	0.470	0.481	0.479	
		Stride efficiency (%)	50.57	56.23	59.53	58.68	65.48	57.04	52.95	56.65	51.21	60.61	50.41	54.91	
		Stride count	35.16	33.34	32.40	32.64	30.90	33.10	34.36	33.22	34.94	32.11	35.21	438.62	

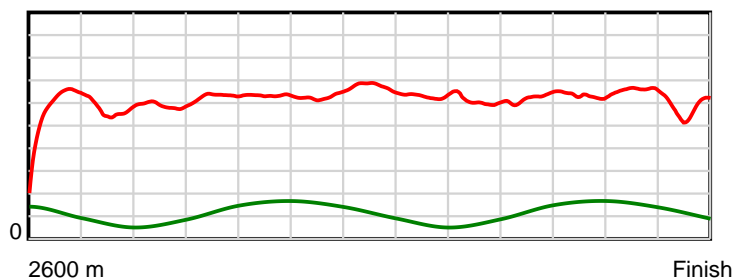
10 m Stride length



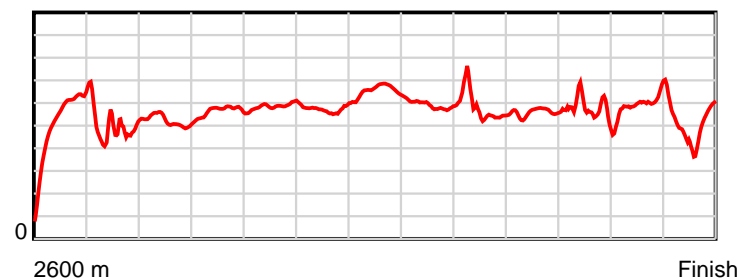
0.6 s Stride duration



20 m/sec Speed



100 % Stride efficiency



Note: Horizontal distance axis grid lines are 200m furlongs.

Disclaimer.

HRNZ and NZMTC and Thoroughbred Ratings Pty Ltd accepts no responsibility for the completeness or accuracy of any of the information contained herein, and makes no representations about its suitability for any particular purpose. Users should make their own judgements about those matters and/or seek independent advice. You assume all risks associated with use of the data provided on this page.



Race Results



July 16, 2023, Race 3, PHIL SHATFORD RIVERSIDE / NZ BOXING LEGEND TROT, Distance 2600m, Addington - Survey 3200m

Result	TAB no.	Horse (Barrier)	2600 to	2400m to
10th	1	Mainbocher (3)	2400m	2200m
		Position in running (margin)	-	10(32.8)
		Sectional time (s)	22.15	15.99
		Cumulative time (s)	210.73	188.58
		Speed (m/s)	9.03	12.51
		Stride length (m)	4.42	5.96
		Stride duration (s)	0.485	0.476
		Stride efficiency (%)	30.56	55.45
		Stride count	45.23	33.57

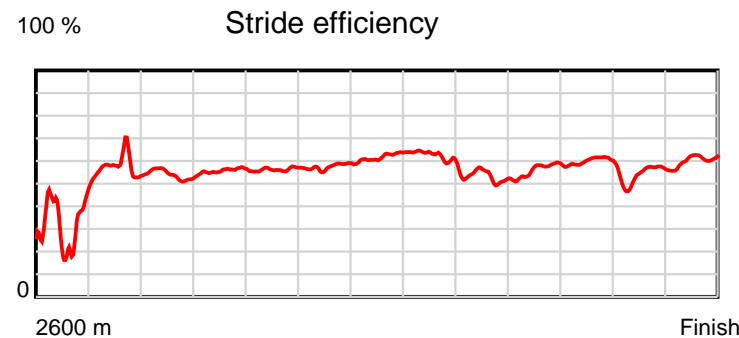
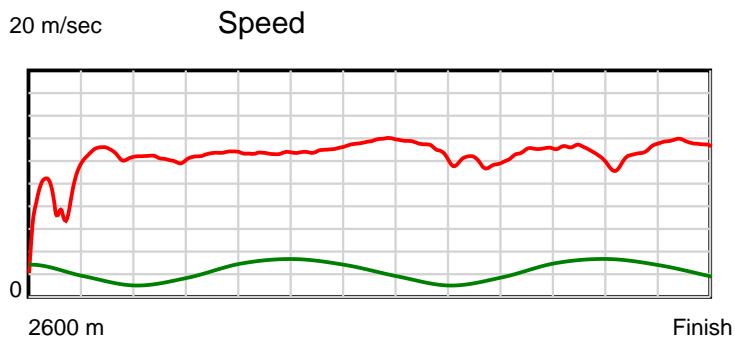
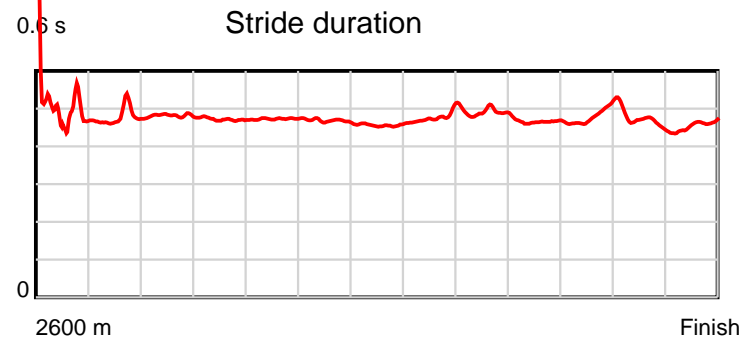
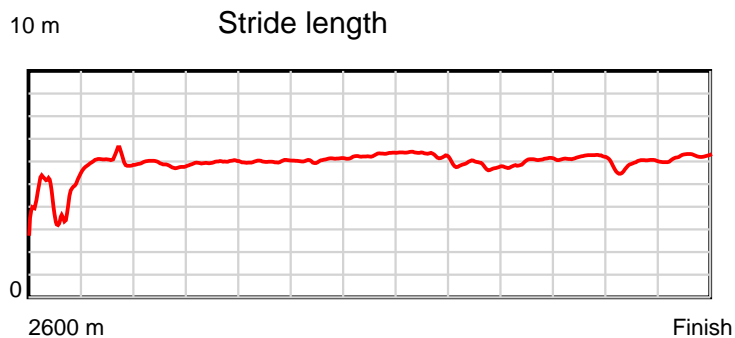
Disclaimer.

HRNZ and NZMTC and Thoroughbred Ratings Pty Ltd accepts no responsibility for the completeness or accuracy of any of the information contained herein, and makes no representations about its suitability for any particular purpose. Users should make their own judgements about those matters and/or seek independent advice. You assume all risks associated with use of the data provided on this page.

Race Results

July 16, 2023, Race 3, PHIL SHATFORD RIVERSIDE / NZ BOXING LEGEND TROT, Distance 2600m, Addington - Survey 3200m

Result	TAB no.	Horse (Barrier)	2200m to	2000m to	1800m to	1600m to	1400m to	1200m to	1000m to	800m to	600m to	400m to	200m to	Total or	Margin
10th	1	Mainbocher (3)	2000m	1800m	1600m	1400m	1200m	1000m	800m	600m	400m	200m	WP	Average	
		Position in running (margin)	10(27.1)	10(28.1)	10(27.2)	10(26.2)	10(26.0)	10(21.9)	10(18.4)	10(22.1)	10(18.0)	10(24.3)	10(35.2)		36.40
		Sectional time (s)	16.62	15.86	15.70	15.31	14.53	15.49	17.28	15.43	15.82	15.83	14.72		
		Cumulative time (s)	172.59	155.97	140.11	124.41	109.10	94.57	79.08	61.80	46.37	30.55	14.72	3:30.73	
		Speed (m/s)	12.03	12.61	12.74	13.06	13.76	12.91	11.57	12.96	12.64	12.63	13.59	12.34	
		Stride length (m)	5.79	5.94	6.02	6.11	6.28	6.19	5.67	6.02	6.13	5.90	6.22	5.85	
		Stride duration (s)	0.481	0.471	0.473	0.468	0.456	0.480	0.490	0.465	0.485	0.467	0.457	0.474	
		Stride efficiency (%)	52.45	55.19	56.68	58.37	61.58	59.88	50.20	56.71	58.70	54.37	60.37	53.52	
		Stride count	34.52	33.65	33.21	32.73	31.86	32.31	35.29	33.20	32.63	33.91	32.18	444.29	



Note: Horizontal distance axis grid lines are 200m furlongs.

Disclaimer.

HRNZ and NZMTC and Thoroughbred Ratings Pty Ltd accepts no responsibility for the completeness or accuracy of any of the information contained herein, and makes no representations about its suitability for any particular purpose. Users should make their own judgements about those matters and/or seek independent advice. You assume all risks associated with use of the data provided on this page.