



Race Results

NZ Metropolitan Trotting Club Inc, HRNZ, July 16, 2023

Compilation date: July 16, 2023, 2:28:47 PM (NZST)

Copyright © 2023 HRNZ and NZMTC. All rights reserved.

Trademarks.

StrideMASTER is a registered trademark of Thoroughbred Ratings Pty Ltd.

Disclaimer.

HRNZ and NZMTC and Thoroughbred Ratings Pty Ltd accepts no responsibility for the completeness or accuracy of any of the information contained herein, and makes no representations about its suitability for any particular purpose. Users should make their own judgements about those matters and/or seek independent advice. You assume all risks associated with use of the data provided on this page.



Race Results



July 16, 2023, Race 4, MARK COMMENDS BRAXTON FARRIERS / PREBBLETON VETS MOBILE PACE, Distance 2600m, Addington - Survey 3200m

Result	TAB no.	Horse (Barrier)	2600 to	2400m to
1st	1	Franco Messi (1)	2400m	2200m
		Position in running (margin)	-	5(3.5)
		Sectional time (s)	20.26	15.24
		Cumulative time (s)	202.49	182.23
		Speed (m/s)	9.87	13.12
		Stride length (m)	6.29	5.92
		Stride duration (s)	0.427	0.451
		Stride efficiency (%)	61.74	54.77
		Stride count	31.82	33.78

Disclaimer.

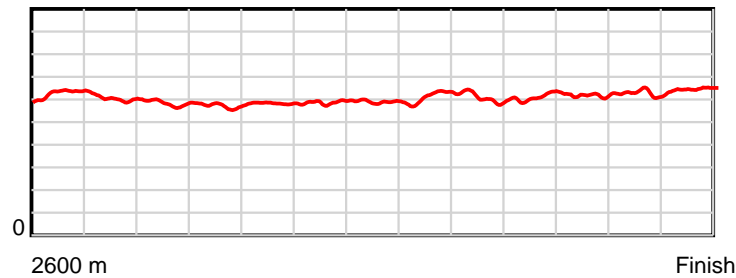
HRNZ and NZMTC and Thoroughbred Ratings Pty Ltd accepts no responsibility for the completeness or accuracy of any of the information contained herein, and makes no representations about its suitability for any particular purpose. Users should make their own judgements about those matters and/or seek independent advice. You assume all risks associated with use of the data provided on this page.

Race Results

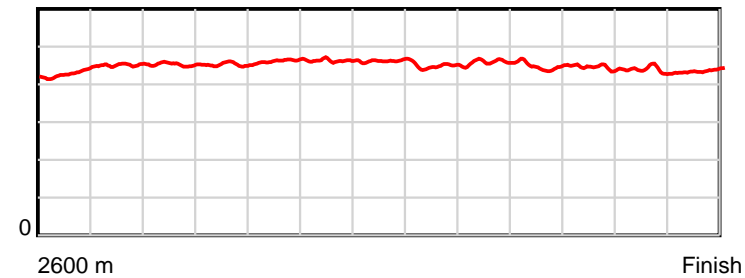
July 16, 2023, Race 4, MARK COMMENDS BRAXTON FARRIERS / PREBBLETON VETS MOBILE PACE, Distance 2600m, Addington - Survey 3200m

Result	TAB no.	Horse (Barrier)	2200m to	2000m to	1800m to	1600m to	1400m to	1200m to	1000m to	800m to	600m to	400m to	200m to	Total or	Margin
1st	1	Franco Messi (1)	2000m	1800m	1600m	1400m	1200m	1000m	800m	600m	400m	200m	WP	Average	
		Position in running (margin)	6(6.9)	6(10.3)	7(9.0)	6(8.1)	7(7.4)	7(7.5)	8(9.0)	9(9.7)	9(6.6)	9(4.7)	4(1.6)		0.00
		Sectional time (s)	15.72	15.91	15.96	15.75	15.65	15.04	15.52	14.67	14.81	14.46	13.50		
		Cumulative time (s)	166.99	151.27	135.36	119.40	103.65	88.00	72.96	57.44	42.77	27.96	13.50	3:22.49	
		Speed (m/s)	12.72	12.57	12.53	12.70	12.78	13.30	12.89	13.63	13.50	13.83	14.81	12.84	
		Stride length (m)	5.76	5.68	5.79	5.87	5.91	5.97	5.91	6.11	6.01	6.05	6.47	5.97	
		Stride duration (s)	0.453	0.452	0.462	0.463	0.462	0.449	0.459	0.448	0.445	0.437	0.437	0.465	
		Stride efficiency (%)	51.83	50.50	52.35	53.91	54.54	55.67	54.60	58.31	56.42	57.17	65.39	55.74	
		Stride count	34.73	35.18	34.55	34.05	33.85	33.51	33.84	32.74	33.29	33.07	30.92	435.33	

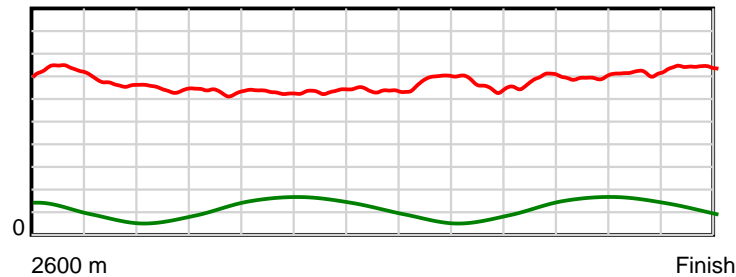
10 m Stride length



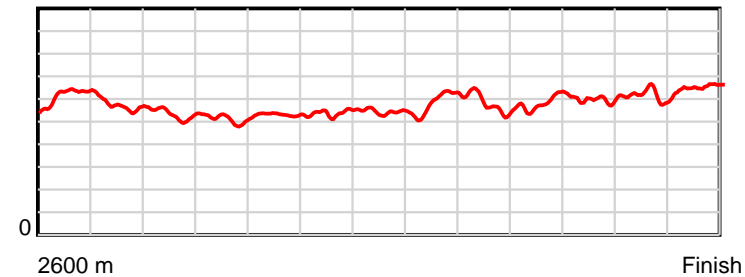
0.6 s Stride duration



20 m/sec Speed



100 % Stride efficiency



Note: Horizontal distance axis grid lines are 200m furlongs.

Disclaimer.

HRNZ and NZMTC and Thoroughbred Ratings Pty Ltd accepts no responsibility for the completeness or accuracy of any of the information contained herein, and makes no representations about its suitability for any particular purpose. Users should make their own judgements about those matters and/or seek independent advice. You assume all risks associated with use of the data provided on this page.



Race Results



July 16, 2023, Race 4, MARK COMMENDS BRAXTON FARRIERS / PREBBLETON VETS MOBILE PACE, Distance 2600m, Addington - Survey 3200m

Result	TAB no.	Horse (Barrier)	2600 to	2400m to
2nd	9	Ceeubetty (8)	2400m	2200m
		Position in running (margin)	-	9(7.5)
		Sectional time (s)	20.84	15.06
		Cumulative time (s)	202.54	181.70
		Speed (m/s)	9.60	13.28
		Stride length (m)	6.46	6.13
		Stride duration (s)	0.464	0.461
		Stride efficiency (%)	65.23	58.64
		Stride count	30.96	32.65

Disclaimer.

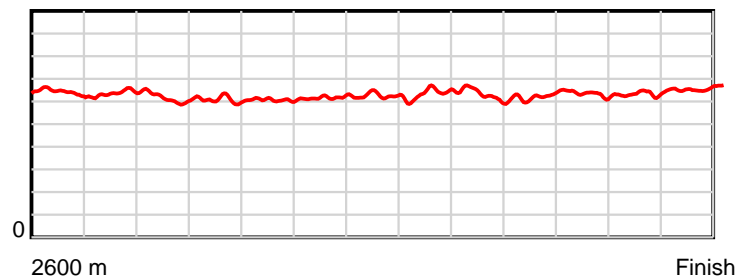
HRNZ and NZMTC and Thoroughbred Ratings Pty Ltd accepts no responsibility for the completeness or accuracy of any of the information contained herein, and makes no representations about its suitability for any particular purpose. Users should make their own judgements about those matters and/or seek independent advice. You assume all risks associated with use of the data provided on this page.

Race Results

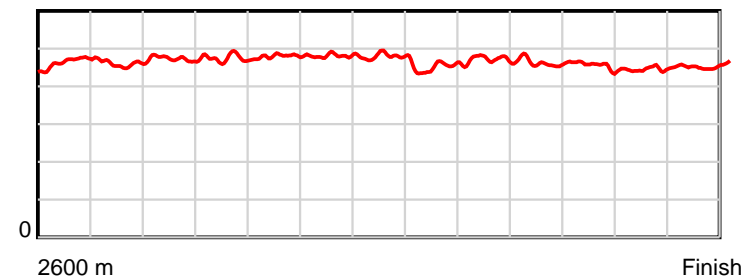
July 16, 2023, Race 4, MARK COMMENDS BRAXTON FARRIERS / PREBBLETON VETS MOBILE PACE, Distance 2600m, Addington - Survey 3200m

Result	TAB no.	Horse (Barrier)	2200m to	2000m to	1800m to	1600m to	1400m to	1200m to	1000m to	800m to	600m to	400m to	200m to	Total or	Margin
2nd	9	Ceeubetty (8)	2000m	1800m	1600m	1400m	1200m	1000m	800m	600m	400m	200m	WP	Average	
		Position in running (margin)	9(9.8)	9(13.7)	8(10.4)	8(10.3)	8(9.6)	8(8.0)	7(7.2)	8(7.7)	8(5.0)	6(3.4)	2(0.5)		0.30
		Sectional time (s)	15.80	15.58	16.09	15.75	15.36	14.65	15.50	14.74	14.84	14.50	13.83		
		Cumulative time (s)	166.64	150.84	135.26	119.17	103.42	88.06	73.41	57.91	43.17	28.33	13.83	3:22.54	
		Speed (m/s)	12.66	12.84	12.43	12.70	13.02	13.65	12.90	13.57	13.48	13.79	14.46	12.84	
		Stride length (m)	5.99	6.10	5.97	6.10	6.24	6.13	6.11	6.27	6.10	6.17	6.55	6.18	
		Stride duration (s)	0.473	0.475	0.480	0.481	0.479	0.449	0.473	0.462	0.453	0.447	0.453	0.481	
		Stride efficiency (%)	56.13	58.18	55.70	58.18	60.90	58.81	58.28	61.49	58.18	59.41	67.09	59.59	
		Stride count	33.37	32.78	33.50	32.78	32.04	32.60	32.75	31.88	32.78	32.44	30.52	421.05	

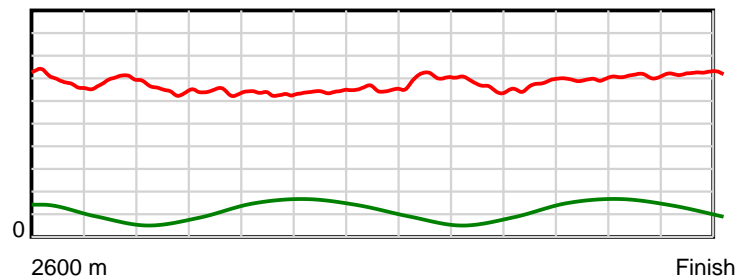
10 m Stride length



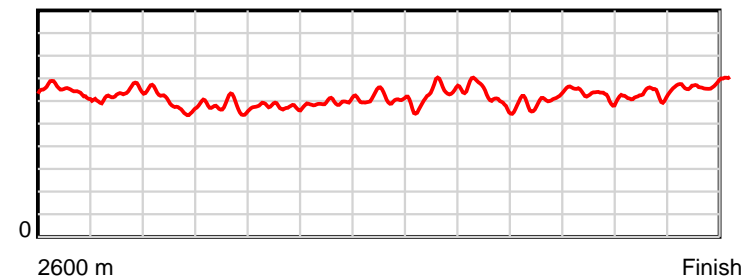
0.6 s Stride duration



20 m/sec Speed



100 % Stride efficiency



Note: Horizontal distance axis grid lines are 200m furlongs.

Disclaimer.

HRNZ and NZMTC and Thoroughbred Ratings Pty Ltd accepts no responsibility for the completeness or accuracy of any of the information contained herein, and makes no representations about its suitability for any particular purpose. Users should make their own judgements about those matters and/or seek independent advice. You assume all risks associated with use of the data provided on this page.



Race Results



July 16, 2023, Race 4, MARK COMMENDS BRAXTON FARRIERS / PREBBLETON VETS MOBILE PACE, Distance 2600m, Addington - Survey 3200m

Result	TAB no.	Horse (Barrier)	2600 to	2400m to
3rd	4	El Terror (4)	2400m	2200m
		Position in running (margin)	-	6(5.3)
		Sectional time (s)	20.45	14.73
		Cumulative time (s)	203.10	182.65
		Speed (m/s)	9.78	13.58
		Stride length (m)	6.33	5.99
		Stride duration (s)	0.439	0.441
		Stride efficiency (%)	62.67	56.02
		Stride count	31.58	33.40

Disclaimer.

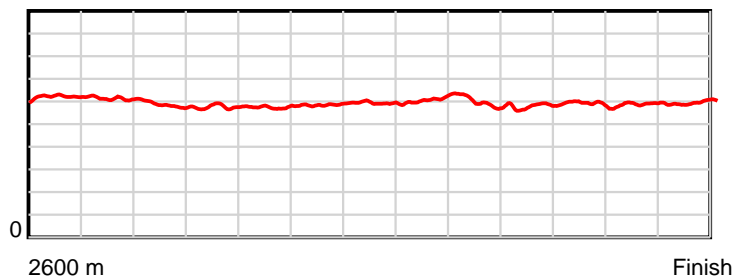
HRNZ and NZMTC and Thoroughbred Ratings Pty Ltd accepts no responsibility for the completeness or accuracy of any of the information contained herein, and makes no representations about its suitability for any particular purpose. Users should make their own judgements about those matters and/or seek independent advice. You assume all risks associated with use of the data provided on this page.

Race Results

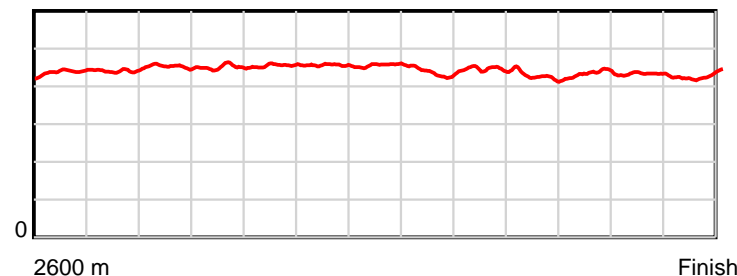
July 16, 2023, Race 4, MARK COMMENDS BRAXTON FARRIERS / PREBBLETON VETS MOBILE PACE, Distance 2600m, Addington - Survey 3200m

Result	TAB no.	Horse (Barrier)	2200m to	2000m to	1800m to	1600m to	1400m to	1200m to	1000m to	800m to	600m to	400m to	200m to	Total or	Margin
3rd	4	El Terror (4)	2000m	1800m	1600m	1400m	1200m	1000m	800m	600m	400m	200m	WP	Average	
		Position in running (margin)	5(5.7)	5(9.6)	5(6.3)	5(7.0)	5(6.0)	4(4.4)	4(3.5)	4(3.3)	1(0.0)	1(0.0)	1(0.0)		3.40
		Sectional time (s)	15.81	15.57	16.24	15.69	15.38	14.63	15.37	14.64	15.12	14.99	14.48		
		Cumulative time (s)	167.92	152.11	136.54	120.30	104.61	89.23	74.60	59.23	44.59	29.47	14.48	3:23.10	
		Speed (m/s)	12.65	12.85	12.32	12.75	13.00	13.67	13.01	13.66	13.23	13.34	13.81	12.80	
		Stride length (m)	5.73	5.79	5.61	5.81	5.93	5.98	5.81	5.81	5.75	5.76	5.92	5.86	
		Stride duration (s)	0.453	0.451	0.455	0.456	0.456	0.437	0.447	0.425	0.435	0.432	0.429	0.458	
		Stride efficiency (%)	51.30	52.36	49.13	52.70	54.94	55.79	52.78	52.70	51.67	51.91	54.77	53.62	
		Stride count	34.90	34.55	35.67	34.44	33.73	33.47	34.41	34.44	34.78	34.70	33.78	443.85	

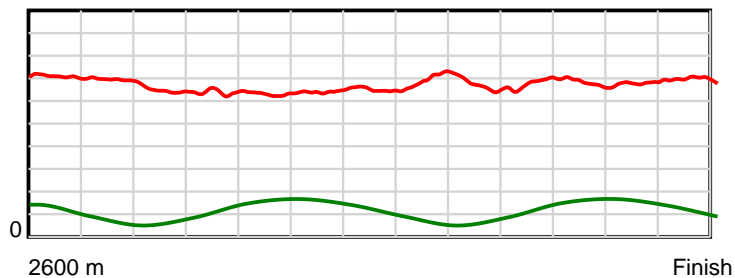
10 m Stride length



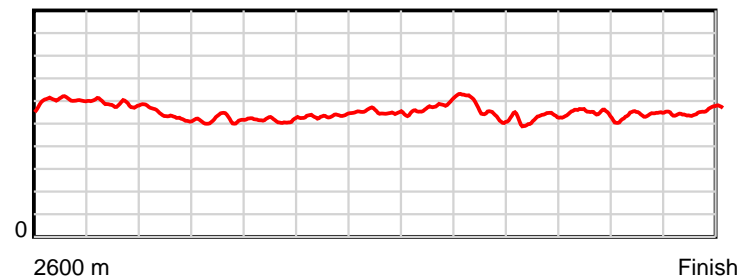
0.6 s Stride duration



20 m/sec Speed



100 % Stride efficiency



Note: Horizontal distance axis grid lines are 200m furlongs.

Disclaimer.

HRNZ and NZMTC and Thoroughbred Ratings Pty Ltd accepts no responsibility for the completeness or accuracy of any of the information contained herein, and makes no representations about its suitability for any particular purpose. Users should make their own judgements about those matters and/or seek independent advice. You assume all risks associated with use of the data provided on this page.



Race Results



July 16, 2023, Race 4, MARK COMMENDS BRAXTON FARRIERS / PREBBLETON VETS MOBILE PACE, Distance 2600m, Addington - Survey 3200m

Result	TAB no.	Horse (Barrier)	2600 to	2400m to
4th	2	Logan Rock (2)	2400m	2200m
		Position in running (margin)	-	3(2.2)
		Sectional time (s)	20.14	15.02
		Cumulative time (s)	203.48	183.34
		Speed (m/s)	9.93	13.32
		Stride length (m)	6.51	6.29
		Stride duration (s)	0.437	0.473
		Stride efficiency (%)	66.30	61.90
		Stride count	30.71	31.78

Disclaimer.

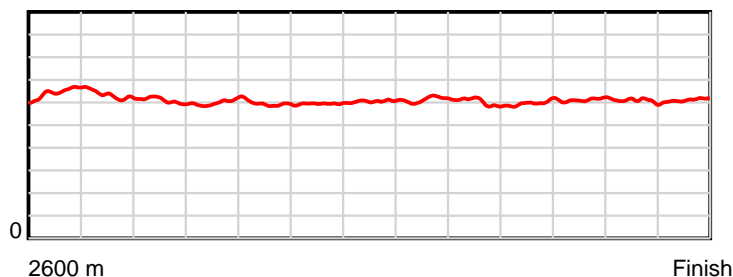
HRNZ and NZMTC and Thoroughbred Ratings Pty Ltd accepts no responsibility for the completeness or accuracy of any of the information contained herein, and makes no representations about its suitability for any particular purpose. Users should make their own judgements about those matters and/or seek independent advice. You assume all risks associated with use of the data provided on this page.

Race Results

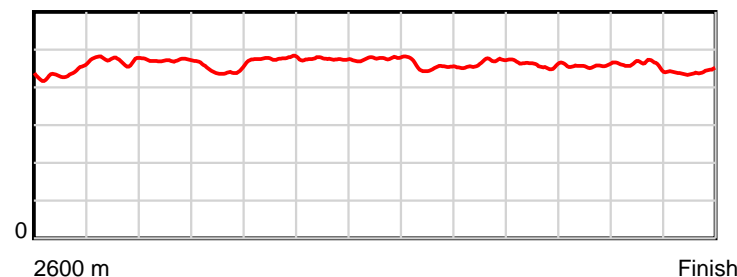
July 16, 2023, Race 4, MARK COMMENDS BRAXTON FARRIERS / PREBBLETON VETS MOBILE PACE, Distance 2600m, Addington - Survey 3200m

Result	TAB no.	Horse (Barrier)	2200m to	2000m to	1800m to	1600m to	1400m to	1200m to	1000m to	800m to	600m to	400m to	200m to	Total or	Margin
4th	2	Logan Rock (2)	2000m	1800m	1600m	1400m	1200m	1000m	800m	600m	400m	200m	WP	Average	
		Position in running (margin)	4(4.3)	4(7.4)	1(0.0)	1(0.0)	1(0.0)	1(0.0)	2(0.7)	3(1.8)	5(2.9)	4(2.0)	7(2.5)		5.50
		Sectional time (s)	15.66	14.90	16.12	15.86	15.64	14.90	15.59	15.37	14.98	15.05	14.25		
		Cumulative time (s)	168.32	152.66	137.76	121.64	105.78	90.14	75.24	59.65	44.28	29.30	14.25	3:23.48	
		Speed (m/s)	12.77	13.42	12.41	12.61	12.79	13.42	12.83	13.01	13.35	13.29	14.04	12.78	
		Stride length (m)	6.03	6.01	5.91	5.99	6.09	6.11	5.97	5.99	6.10	6.11	6.20	6.10	
		Stride duration (s)	0.472	0.447	0.477	0.475	0.476	0.455	0.465	0.461	0.457	0.460	0.442	0.477	
		Stride efficiency (%)	56.78	56.37	54.64	56.04	58.04	58.40	55.75	56.12	58.22	58.38	60.02	58.11	
		Stride count	33.18	33.30	33.82	33.40	32.82	32.71	33.49	33.38	32.77	32.72	32.27	426.35	

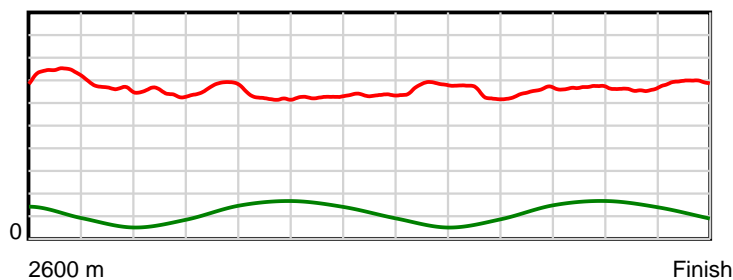
10 m Stride length



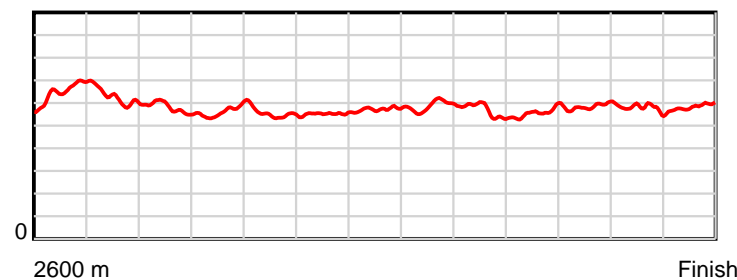
0.6 s Stride duration



20 m/sec Speed



100 % Stride efficiency



Note: Horizontal distance axis grid lines are 200m furlongs.

Disclaimer.

HRNZ and NZMTC and Thoroughbred Ratings Pty Ltd accepts no responsibility for the completeness or accuracy of any of the information contained herein, and makes no representations about its suitability for any particular purpose. Users should make their own judgements about those matters and/or seek independent advice. You assume all risks associated with use of the data provided on this page.



Race Results



July 16, 2023, Race 4, MARK COMMENDS BRAXTON FARRIERS / PREBBLETON VETS MOBILE PACE, Distance 2600m, Addington - Survey 3200m

Result	TAB no.	Horse (Barrier)	2600 to	2400m to
5th	5	Corfu Bromac (5)	2400m	2200m
		Position in running (margin)	-	1(0.0)
		Sectional time (s)	19.83	15.08
		Cumulative time (s)	203.52	183.69
		Speed (m/s)	10.09	13.26
		Stride length (m)	7.59	6.95
		Stride duration (s)	0.498	0.524
		Stride efficiency (%)	89.91	75.37
		Stride count	26.37	28.80

Disclaimer.

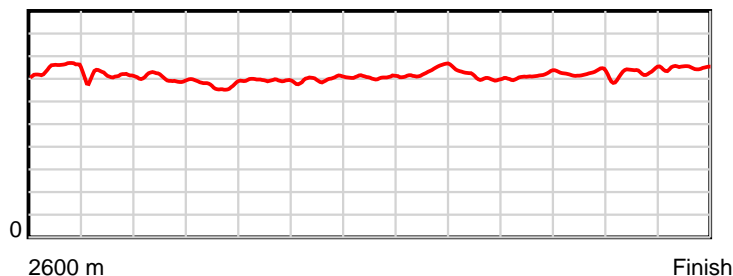
HRNZ and NZMTC and Thoroughbred Ratings Pty Ltd accepts no responsibility for the completeness or accuracy of any of the information contained herein, and makes no representations about its suitability for any particular purpose. Users should make their own judgements about those matters and/or seek independent advice. You assume all risks associated with use of the data provided on this page.

Race Results

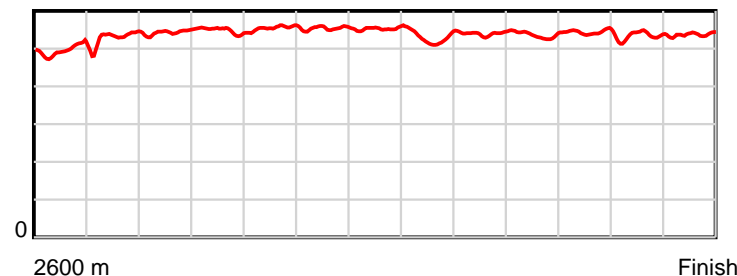
July 16, 2023, Race 4, MARK COMMENDS BRAXTON FARRIERS / PREBBLETON VETS MOBILE PACE, Distance 2600m, Addington - Survey 3200m

Result	TAB no.	Horse (Barrier)	2200m to	2000m to	1800m to	1600m to	1400m to	1200m to	1000m to	800m to	600m to	400m to	200m to	Total or	Margin
5th	5	Corfu Bromac (5)	2000m	1800m	1600m	1400m	1200m	1000m	800m	600m	400m	200m	WP	Average	
		Position in running (margin)	3(2.4)	3(5.5)	4(6.2)	4(6.0)	4(5.5)	5(5.6)	5(4.5)	5(3.8)	4(2.8)	7(3.6)	6(2.1)		5.70
		Sectional time (s)	15.66	16.24	16.09	15.77	15.66	14.59	15.29	15.04	15.24	14.75	14.28		
		Cumulative time (s)	168.61	152.95	136.71	120.62	104.85	89.19	74.60	59.31	44.27	29.03	14.28	3:23.52	
		Speed (m/s)	12.77	12.32	12.43	12.68	12.77	13.71	13.08	13.30	13.12	13.56	14.01	12.78	
		Stride length (m)	6.93	6.75	6.90	7.01	7.06	7.27	7.05	7.14	7.13	7.24	7.54	7.11	
		Stride duration (s)	0.543	0.548	0.555	0.553	0.553	0.530	0.539	0.536	0.543	0.534	0.538	0.557	
		Stride efficiency (%)	75.08	71.28	74.39	76.88	77.89	82.65	77.75	79.56	79.35	81.88	88.75	79.04	
		Stride count	28.85	29.61	28.99	28.51	28.33	27.50	28.35	28.03	28.07	27.63	26.54	365.58	

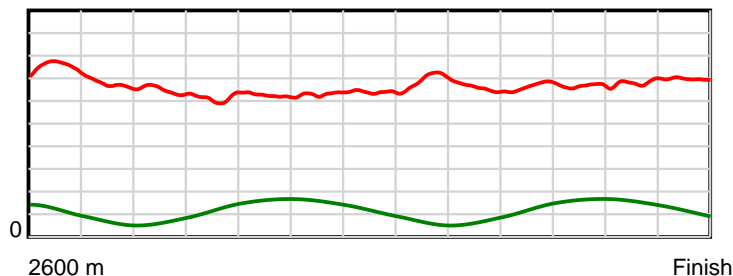
10 m Stride length



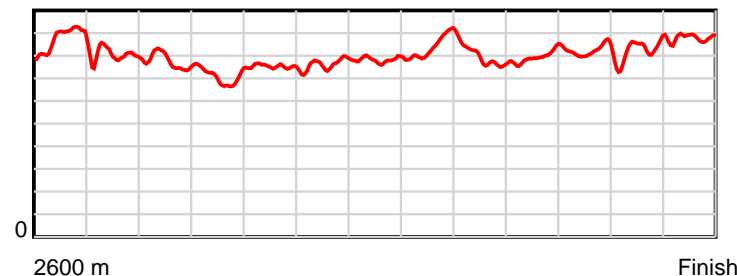
0.6 s Stride duration



20 m/sec Speed



100 % Stride efficiency



Note: Horizontal distance axis grid lines are 200m furlongs.

Disclaimer.

HRNZ and NZMTC and Thoroughbred Ratings Pty Ltd accepts no responsibility for the completeness or accuracy of any of the information contained herein, and makes no representations about its suitability for any particular purpose. Users should make their own judgements about those matters and/or seek independent advice. You assume all risks associated with use of the data provided on this page.



Race Results



July 16, 2023, Race 4, MARK COMMENDS BRAXTON FARRIERS / PREBBLETON VETS MOBILE PACE, Distance 2600m, Addington - Survey 3200m

Result	TAB no.	Horse (Barrier)	2600 to	2400m to
6th	10	Pay Me Mortgag... (9)	2400m	2200m
		Position in running (margin)	-	7(5.8)
		Sectional time (s)	20.64	15.14
		Cumulative time (s)	203.77	183.13
		Speed (m/s)	9.69	13.21
		Stride length (m)	6.42	6.24
		Stride duration (s)	0.436	0.472
		Stride efficiency (%)	64.44	60.76
		Stride count	31.15	32.07

Disclaimer.

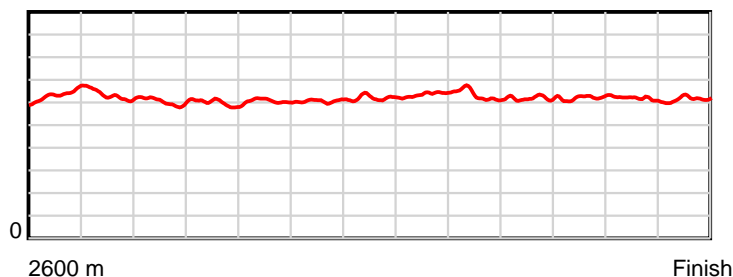
HRNZ and NZMTC and Thoroughbred Ratings Pty Ltd accepts no responsibility for the completeness or accuracy of any of the information contained herein, and makes no representations about its suitability for any particular purpose. Users should make their own judgements about those matters and/or seek independent advice. You assume all risks associated with use of the data provided on this page.

Race Results

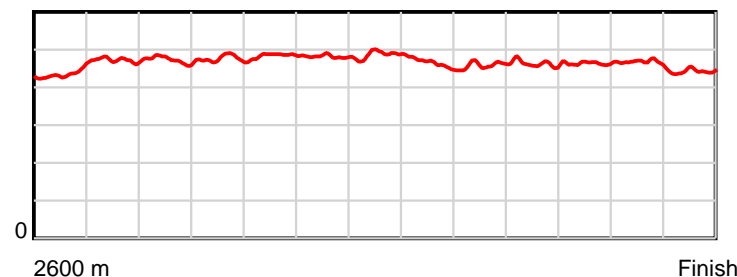
July 16, 2023, Race 4, MARK COMMENDS BRAXTON FARRIERS / PREBBLETON VETS MOBILE PACE, Distance 2600m, Addington - Survey 3200m

Result	TAB no.	Horse (Barrier)	2200m to	2000m to	1800m to	1600m to	1400m to	1200m to	1000m to	800m to	600m to	400m to	200m to	Total or	Margin
6th	10	Pay Me Mortgag... (9)	2000m	1800m	1600m	1400m	1200m	1000m	800m	600m	400m	200m	WP	Average	
		Position in running (margin)	8(8.6)	8(12.7)	9(11.4)	9(10.8)	9(9.7)	9(9.8)	9(10.1)	7(6.1)	7(4.5)	8(4.2)	9(4.4)		7.10
		Sectional time (s)	15.84	15.90	16.02	15.67	15.66	14.82	14.74	14.93	15.07	15.02	14.32		
		Cumulative time (s)	167.99	152.15	136.25	120.23	104.56	88.90	74.08	59.34	44.41	29.34	14.32	3:23.77	
		Speed (m/s)	12.63	12.58	12.48	12.76	12.77	13.50	13.57	13.40	13.27	13.32	13.97	12.76	
		Stride length (m)	5.97	5.98	6.05	6.15	6.22	6.26	6.23	6.22	6.15	6.20	6.19	6.17	
		Stride duration (s)	0.473	0.476	0.485	0.482	0.487	0.464	0.459	0.464	0.463	0.465	0.443	0.484	
		Stride efficiency (%)	55.70	55.97	57.15	59.07	60.37	61.16	60.68	60.42	59.04	60.01	59.90	59.52	
		Stride count	33.50	33.42	33.07	32.53	32.18	31.97	32.10	32.17	32.54	32.27	32.30	421.27	

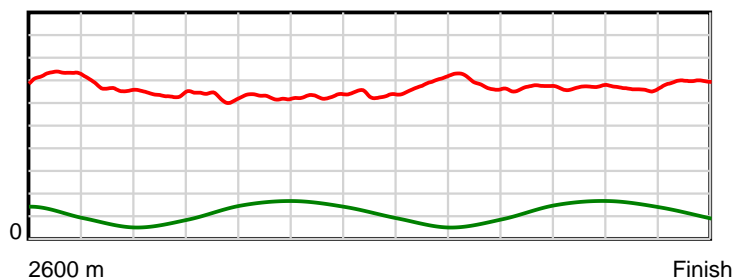
10 m Stride length



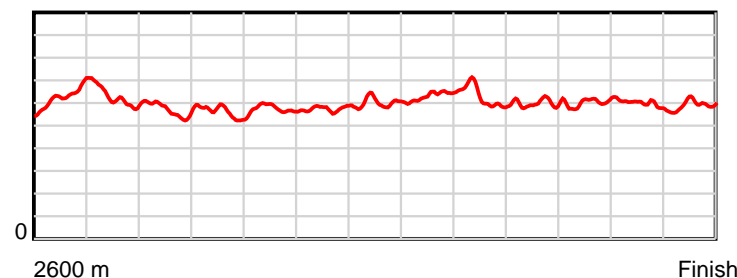
0.6 s Stride duration



20 m/sec Speed



100 % Stride efficiency



Note: Horizontal distance axis grid lines are 200m furlongs.

Disclaimer.

HRNZ and NZMTC and Thoroughbred Ratings Pty Ltd accepts no responsibility for the completeness or accuracy of any of the information contained herein, and makes no representations about its suitability for any particular purpose. Users should make their own judgements about those matters and/or seek independent advice. You assume all risks associated with use of the data provided on this page.



Race Results



July 16, 2023, Race 4, MARK COMMENDS BRAXTON FARRIERS / PREBBLETON VETS MOBILE PACE, Distance 2600m, Addington - Survey 3200m

Result	TAB no.	Horse (Barrier)	2600 to	2400m to
7th	6	The Golden Ski... (6)	2400m	2200m
		Position in running (margin)	-	2(0.9)
		Sectional time (s)	19.71	14.53
		Cumulative time (s)	203.92	184.21
		Speed (m/s)	10.15	13.76
		Stride length (m)	6.92	6.60
		Stride duration (s)	0.457	0.480
		Stride efficiency (%)	74.89	68.10
		Stride count	28.89	30.30

Disclaimer.

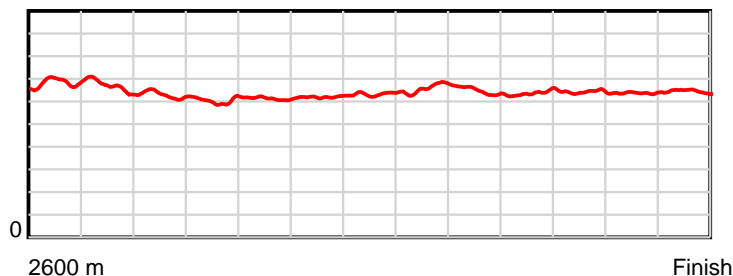
HRNZ and NZMTC and Thoroughbred Ratings Pty Ltd accepts no responsibility for the completeness or accuracy of any of the information contained herein, and makes no representations about its suitability for any particular purpose. Users should make their own judgements about those matters and/or seek independent advice. You assume all risks associated with use of the data provided on this page.

Race Results

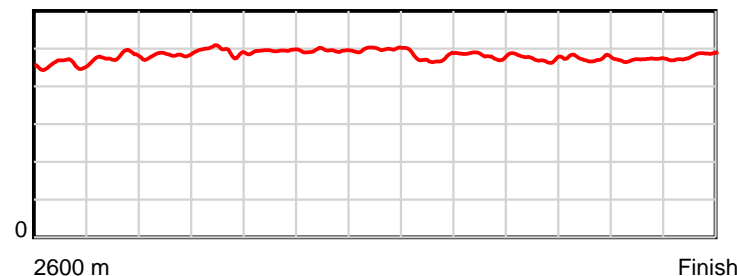
July 16, 2023, Race 4, MARK COMMENDS BRAXTON FARRIERS / PREBBLETON VETS MOBILE PACE, Distance 2600m, Addington - Survey 3200m

Result	TAB no.	Horse (Barrier)	2200m to	2000m to	1800m to	1600m to	1400m to	1200m to	1000m to	800m to	600m to	400m to	200m to	Total or	Margin
7th	6	The Golden Ski... (6)	2000m	1800m	1600m	1400m	1200m	1000m	800m	600m	400m	200m	WP	Average	
		Position in running (margin)	1(0.0)	2(1.8)	3(3.4)	3(3.4)	3(3.7)	3(3.7)	3(2.4)	2(1.6)	3(0.9)	3(1.7)	5(2.0)		7.90
		Sectional time (s)	15.45	16.40	16.12	15.91	15.63	14.57	15.27	15.07	15.26	15.03	14.97		
		Cumulative time (s)	169.68	154.23	137.83	121.71	105.80	90.17	75.60	60.33	45.26	30.00	14.97	3:23.92	
		Speed (m/s)	12.94	12.20	12.41	12.57	12.80	13.73	13.10	13.27	13.11	13.31	13.36	12.75	
		Stride length (m)	6.25	6.03	6.14	6.22	6.38	6.55	6.31	6.28	6.22	6.27	6.43	6.35	
		Stride duration (s)	0.483	0.494	0.495	0.494	0.499	0.477	0.482	0.473	0.474	0.471	0.481	0.498	
		Stride efficiency (%)	60.98	56.83	58.87	60.37	63.61	67.00	62.12	61.61	60.42	61.35	64.64	62.91	
		Stride count	32.02	33.16	32.58	32.18	31.35	30.54	31.72	31.85	32.16	31.92	31.10	409.77	

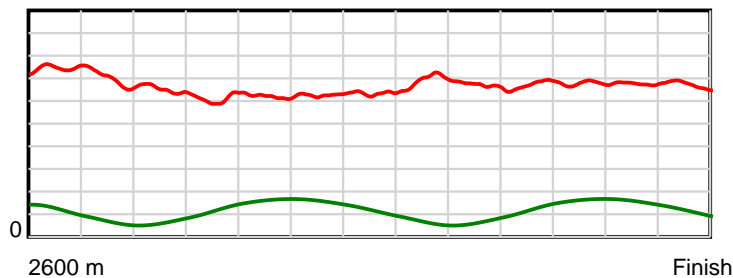
10 m Stride length



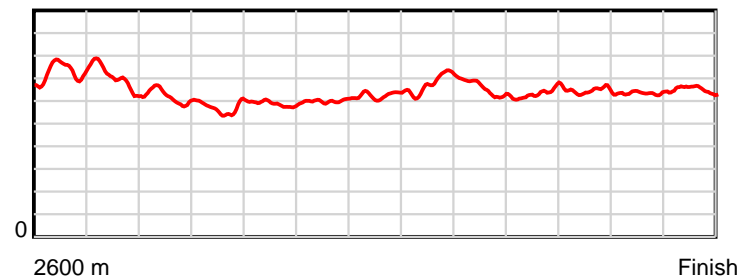
0.6 s Stride duration



20 m/sec Speed



100 % Stride efficiency



Note: Horizontal distance axis grid lines are 200m furlongs.

Disclaimer.

HRNZ and NZMTC and Thoroughbred Ratings Pty Ltd accepts no responsibility for the completeness or accuracy of any of the information contained herein, and makes no representations about its suitability for any particular purpose. Users should make their own judgements about those matters and/or seek independent advice. You assume all risks associated with use of the data provided on this page.



Race Results



July 16, 2023, Race 4, MARK COMMENDS BRAXTON FARRIERS / PREBBLETON VETS MOBILE PACE, Distance 2600m, Addington - Survey 3200m

Result	TAB no.	Horse (Barrier)	2600 to	2400m to
8th	8	Dana Dundee (7)	2400m	2200m
		Position in running (margin)	-	8(6.5)
		Sectional time (s)	20.86	14.88
		Cumulative time (s)	204.29	183.43
		Speed (m/s)	9.59	13.44
		Stride length (m)	7.00	6.62
		Stride duration (s)	0.496	0.493
		Stride efficiency (%)	76.53	68.57
		Stride count	28.58	30.19

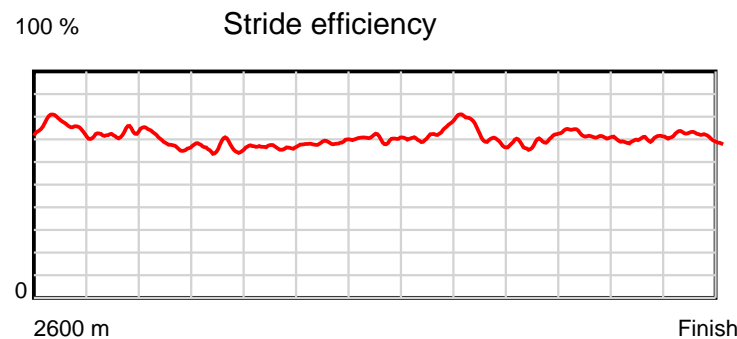
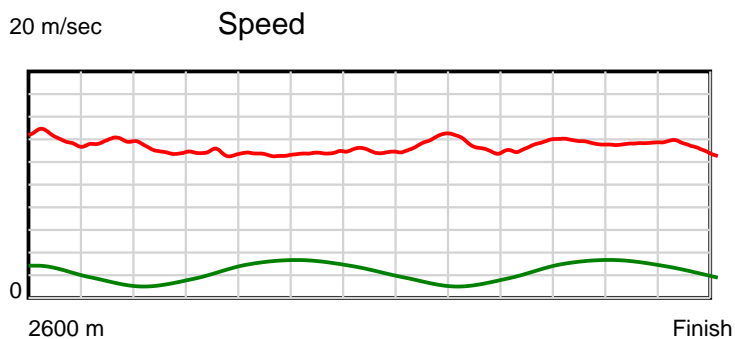
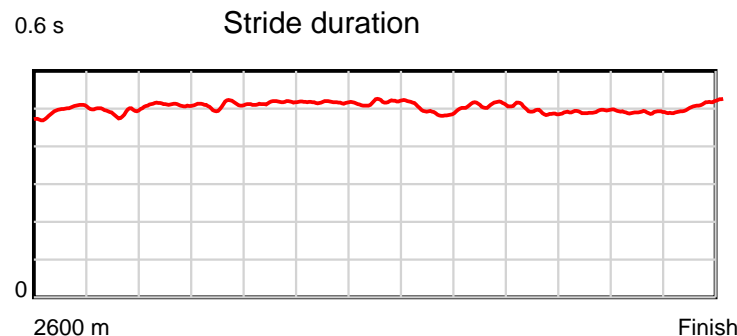
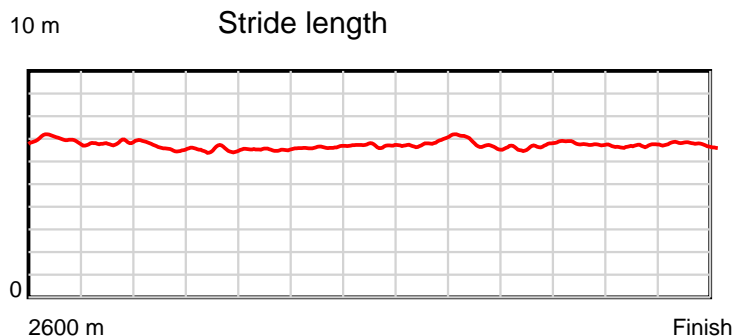
Disclaimer.

HRNZ and NZMTC and Thoroughbred Ratings Pty Ltd accepts no responsibility for the completeness or accuracy of any of the information contained herein, and makes no representations about its suitability for any particular purpose. Users should make their own judgements about those matters and/or seek independent advice. You assume all risks associated with use of the data provided on this page.

Race Results

July 16, 2023, Race 4, MARK COMMENDS BRAXTON FARRIERS / PREBBLETON VETS MOBILE PACE, Distance 2600m, Addington - Survey 3200m

Result	TAB no.	Horse (Barrier)	2200m to	2000m to	1800m to	1600m to	1400m to	1200m to	1000m to	800m to	600m to	400m to	200m to	Total or	Margin
8th	8	Dana Dundee (7)	2000m	1800m	1600m	1400m	1200m	1000m	800m	600m	400m	200m	WP	Average	
		Position in running (margin)	7(7.8)	7(11.8)	6(8.6)	7(8.2)	6(7.3)	6(6.1)	6(5.6)	6(5.8)	6(3.1)	5(2.4)	8(2.9)		10.00
		Sectional time (s)	15.81	15.59	16.06	15.71	15.44	14.69	15.45	14.74	15.00	15.06	15.00		
		Cumulative time (s)	168.55	152.74	137.15	121.09	105.38	89.94	75.25	59.80	45.06	30.06	15.00	3:24.29	
		Speed (m/s)	12.65	12.83	12.45	12.73	12.95	13.61	12.94	13.57	13.33	13.28	13.33	12.73	
		Stride length (m)	6.46	6.53	6.42	6.58	6.70	6.73	6.60	6.69	6.57	6.49	6.84	6.63	
		Stride duration (s)	0.511	0.509	0.516	0.517	0.517	0.494	0.510	0.493	0.493	0.489	0.513	0.521	
		Stride efficiency (%)	65.23	66.71	64.40	67.62	70.22	70.78	68.08	69.90	67.47	65.84	73.02	68.69	
		Stride count	30.95	30.61	31.15	30.40	29.84	29.72	30.30	29.90	30.44	30.81	29.26	392.15	



Note: Horizontal distance axis grid lines are 200m furlongs.

Disclaimer.

HRNZ and NZMTC and Thoroughbred Ratings Pty Ltd accepts no responsibility for the completeness or accuracy of any of the information contained herein, and makes no representations about its suitability for any particular purpose. Users should make their own judgements about those matters and/or seek independent advice. You assume all risks associated with use of the data provided on this page.



Race Results



July 16, 2023, Race 4, MARK COMMENDS BRAXTON FARRIERS / PREBBLETON VETS MOBILE PACE, Distance 2600m, Addington - Survey 3200m

Result	TAB no.	Horse (Barrier)	2600 to	2400m to
9th	3	Elephantinther... (3)	2400m	2200m
		Position in running (margin)	-	4(2.8)
		Sectional time (s)	20.02	14.33
		Cumulative time (s)	204.38	184.36
		Speed (m/s)	9.99	13.96
		Stride length (m)	6.45	6.27
		Stride duration (s)	0.439	0.449
		Stride efficiency (%)	65.10	61.44
		Stride count	30.99	31.90

Disclaimer.

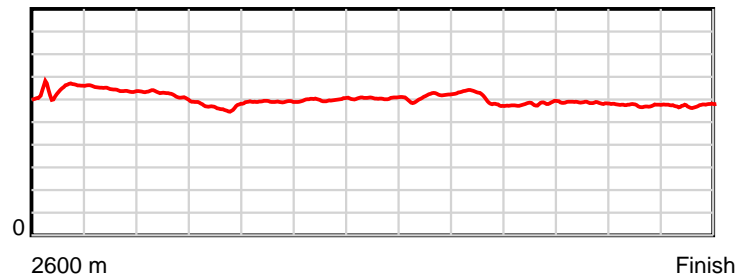
HRNZ and NZMTC and Thoroughbred Ratings Pty Ltd accepts no responsibility for the completeness or accuracy of any of the information contained herein, and makes no representations about its suitability for any particular purpose. Users should make their own judgements about those matters and/or seek independent advice. You assume all risks associated with use of the data provided on this page.

Race Results

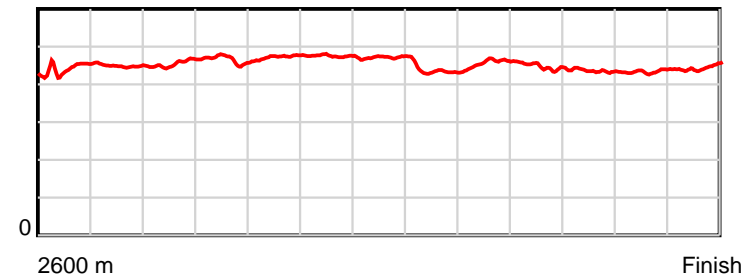
July 16, 2023, Race 4, MARK COMMENDS BRAXTON FARRIERS / PREBBLETON VETS MOBILE PACE, Distance 2600m, Addington - Survey 3200m

Result	TAB no.	Horse (Barrier)	2200m to	2000m to	1800m to	1600m to	1400m to	1200m to	1000m to	800m to	600m to	400m to	200m to	Total or	Margin
9th	3	Elephantinther... (3)	2000m	1800m	1600m	1400m	1200m	1000m	800m	600m	400m	200m	WP	Average	
		Position in running (margin)	2(0.7)	1(0.0)	2(1.8)	2(1.9)	2(1.9)	2(1.9)	1(0.0)	1(0.0)	2(0.7)	2(0.2)	3(1.3)		10.50
		Sectional time (s)	15.03	16.43	16.13	15.86	15.65	14.46	15.40	15.31	15.04	15.16	15.56		
		Cumulative time (s)	170.03	155.00	138.57	122.44	106.58	90.93	76.47	61.07	45.76	30.72	15.56	3:24.38	
		Speed (m/s)	13.31	12.17	12.40	12.61	12.78	13.83	12.99	13.06	13.30	13.19	12.85	12.72	
		Stride length (m)	6.06	5.67	5.86	5.99	6.02	6.03	5.94	5.84	5.79	5.73	5.71	5.94	
		Stride duration (s)	0.455	0.466	0.473	0.475	0.471	0.436	0.458	0.447	0.436	0.434	0.444	0.467	
		Stride efficiency (%)	57.32	50.23	53.66	56.07	56.71	56.91	55.18	53.21	52.47	51.32	50.95	55.21	
		Stride count	33.02	35.27	34.13	33.39	33.20	33.14	33.66	34.27	34.51	34.90	35.03	437.41	

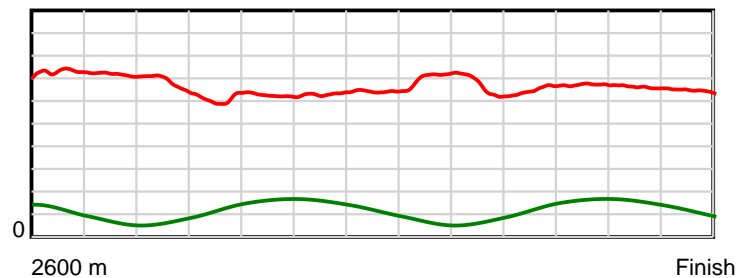
10 m Stride length



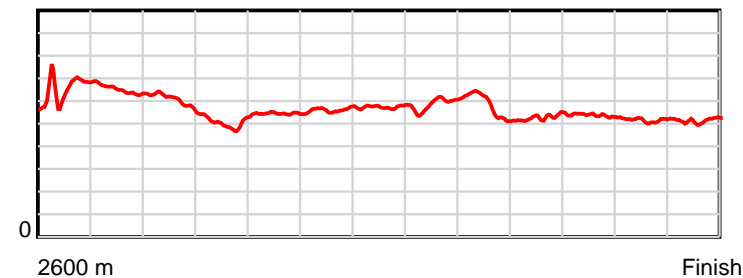
0.6 s Stride duration



20 m/sec Speed



100 % Stride efficiency



Note: Horizontal distance axis grid lines are 200m furlongs.

Disclaimer.

HRNZ and NZMTC and Thoroughbred Ratings Pty Ltd accepts no responsibility for the completeness or accuracy of any of the information contained herein, and makes no representations about its suitability for any particular purpose. Users should make their own judgements about those matters and/or seek independent advice. You assume all risks associated with use of the data provided on this page.