



## Race Results

NZ Metropolitan Trotting Club Inc, HRNZ, July 16, 2023

Compilation date: July 16, 2023, 2:58:10 PM (NZST)

Copyright © 2023 HRNZ and NZMTC. All rights reserved.

### Trademarks.

StrideMASTER is a registered trademark of Thoroughbred Ratings Pty Ltd.

### Disclaimer.

HRNZ and NZMTC and Thoroughbred Ratings Pty Ltd accepts no responsibility for the completeness or accuracy of any of the information contained herein, and makes no representations about its suitability for any particular purpose. Users should make their own judgements about those matters and/or seek independent advice. You assume all risks associated with use of the data provided on this page.



# Race Results



July 16, 2023, Race 5, LJ MEMORIAL HANDICAP TROT, Distance 2600m, Addington - Survey 3200m

Result	TAB no.	Horse (Barrier)	2600 to	2400m to
1st	12	<b>Quik Barbie (5)</b>	<b>2400m</b>	<b>2200m</b>
		Position in running (margin)	-	8(12.8)
		Sectional time (s)	19.03	16.17
		Cumulative time (s)	203.56	184.53
		Speed (m/s)	10.51	12.37
		Stride length (m)	5.72	5.98
		Stride duration (s)	0.478	0.483
		Stride efficiency (%)	51.15	55.83
		Stride count	34.96	33.46

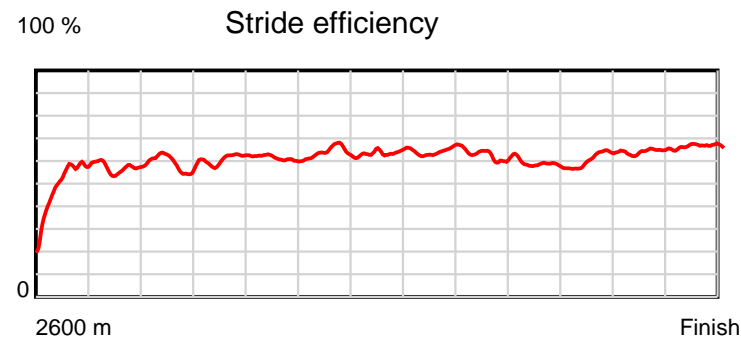
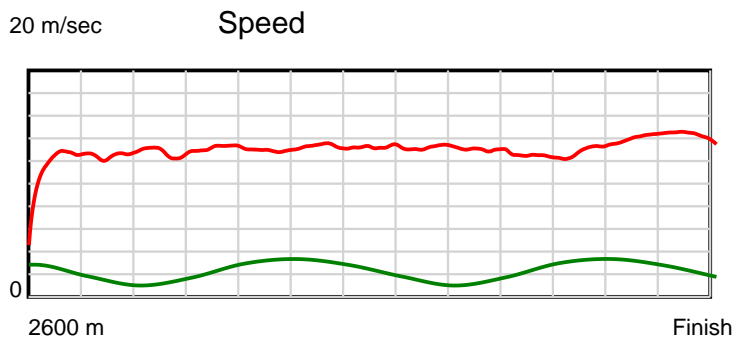
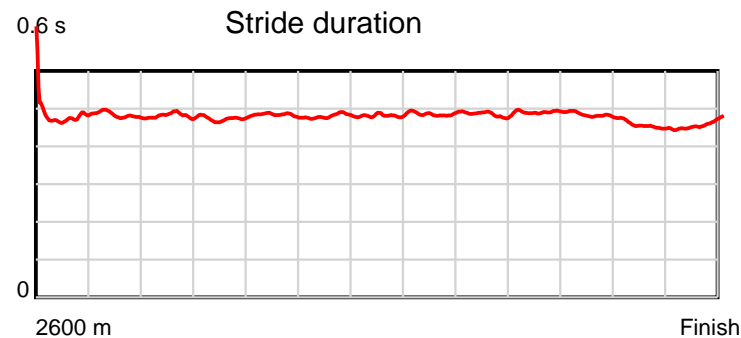
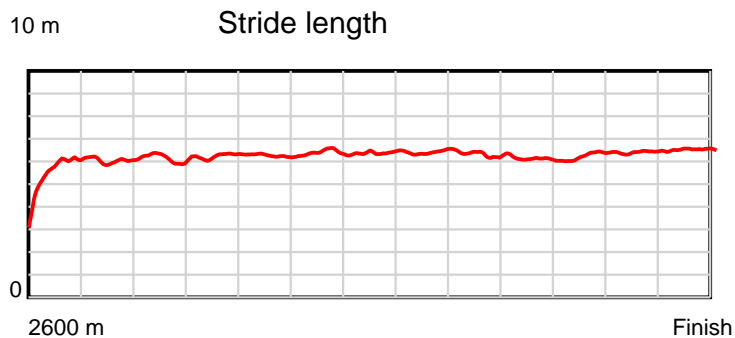
#### Disclaimer.

HRNZ and NZMTC and Thoroughbred Ratings Pty Ltd accepts no responsibility for the completeness or accuracy of any of the information contained herein, and makes no representations about its suitability for any particular purpose. Users should make their own judgements about those matters and/or seek independent advice. You assume all risks associated with use of the data provided on this page.

# Race Results

July 16, 2023, Race 5, LJ MEMORIAL HANDICAP TROT, Distance 2600m, Addington - Survey 3200m

Result	TAB no.	Horse (Barrier)	2200m to	2000m to	1800m to	1600m to	1400m to	1200m to	1000m to	800m to	600m to	400m to	200m to	Total or	Margin
1st	12	<b>Quik Barbie (5)</b>	<b>2000m</b>	<b>1800m</b>	<b>1600m</b>	<b>1400m</b>	<b>1200m</b>	<b>1000m</b>	<b>800m</b>	<b>600m</b>	<b>400m</b>	<b>200m</b>	<b>WP</b>	<b>Average</b>	
		Position in running (margin)	7(18.4)	7(17.6)	7(12.9)	7(8.8)	6(6.4)	7(6.1)	6(5.2)	6(5.4)	6(5.5)	6(6.1)	4(3.6)		0.00
		Sectional time (s)	15.96	15.24	15.62	15.13	15.05	15.42	15.74	15.96	15.76	14.49	13.99		
		Cumulative time (s)	168.36	152.40	137.16	121.54	106.41	91.36	75.94	60.20	44.24	28.48	13.99	3:23.56	
		Speed (m/s)	12.53	13.12	12.80	13.22	13.29	12.97	12.71	12.53	12.69	13.80	14.30	12.77	
		Stride length (m)	6.03	6.21	6.19	6.35	6.41	6.31	6.16	6.15	6.12	6.26	6.58	6.18	
		Stride duration (s)	0.481	0.473	0.483	0.480	0.482	0.486	0.485	0.491	0.482	0.453	0.460	0.484	
		Stride efficiency (%)	56.87	60.35	59.81	62.99	64.13	62.18	59.34	59.16	58.58	61.16	67.63	59.74	
		Stride count	33.15	32.18	32.33	31.50	31.22	31.70	32.46	32.51	32.67	31.97	30.40	420.51	



Note: Horizontal distance axis grid lines are 200m furlongs.

#### Disclaimer.

HRNZ and NZMTC and Thoroughbred Ratings Pty Ltd accepts no responsibility for the completeness or accuracy of any of the information contained herein, and makes no representations about its suitability for any particular purpose. Users should make their own judgements about those matters and/or seek independent advice. You assume all risks associated with use of the data provided on this page.



# Race Results



July 16, 2023, Race 5, LJ MEMORIAL HANDICAP TROT, Distance 2600m, Addington - Survey 3200m

Result	TAB no.	Horse (Barrier)	2600 to	2400m to
2nd	7	<b>Kahntdoitalone (0)</b>	<b>2400m</b>	<b>2200m</b>
		Position in running (margin)	-	1(0.0)
		Sectional time (s)	16.78	15.25
		Cumulative time (s)	203.87	187.09
		Speed (m/s)	11.92	13.11
		Stride length (m)	5.83	6.38
		Stride duration (s)	0.476	0.486
		Stride efficiency (%)	53.18	63.54
		Stride count	34.28	31.37

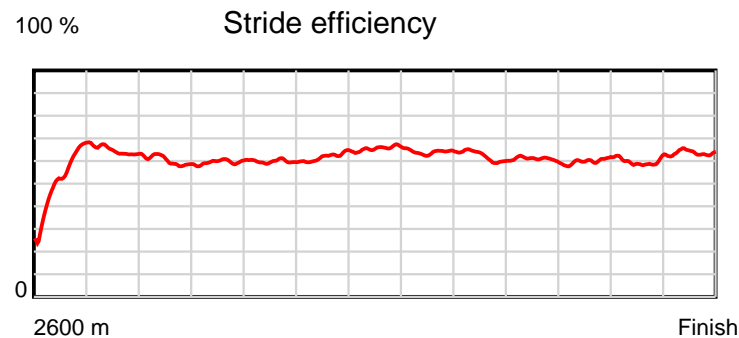
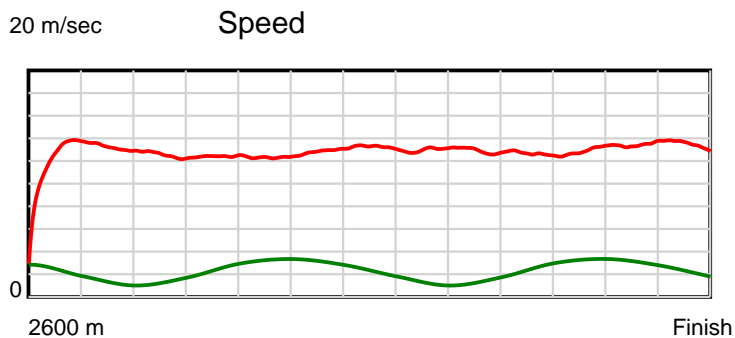
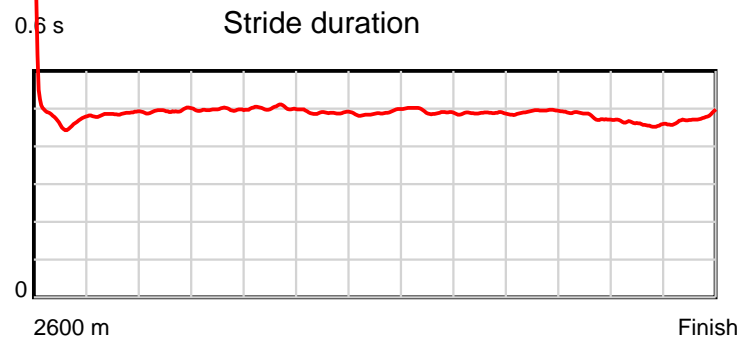
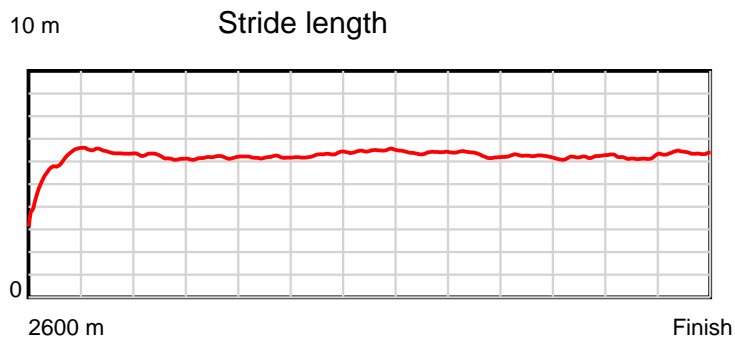
#### Disclaimer.

HRNZ and NZMTC and Thoroughbred Ratings Pty Ltd accepts no responsibility for the completeness or accuracy of any of the information contained herein, and makes no representations about its suitability for any particular purpose. Users should make their own judgements about those matters and/or seek independent advice. You assume all risks associated with use of the data provided on this page.

# Race Results

July 16, 2023, Race 5, LJ MEMORIAL HANDICAP TROT, Distance 2600m, Addington - Survey 3200m

Result	TAB no.	Horse (Barrier)	2200m to	2000m to	1800m to	1600m to	1400m to	1200m to	1000m to	800m to	600m to	400m to	200m to	Total or	Margin
2nd	7	Kahntdoitalone (0)	2000m	1800m	1600m	1400m	1200m	1000m	800m	600m	400m	200m	WP	Average	
		Position in running (margin)	1(0.0)	1(0.0)	1(0.0)	1(0.0)	1(0.0)	1(0.0)	1(0.0)	1(0.0)	1(0.0)	1(0.0)	1(0.0)		1.80
		Sectional time (s)	16.09	16.03	16.30	15.53	15.09	15.56	15.72	15.93	15.66	14.90	15.03		
		Cumulative time (s)	171.84	155.75	139.72	123.42	107.89	92.80	77.24	61.52	45.59	29.93	15.03	3:23.87	
		Speed (m/s)	12.43	12.48	12.27	12.88	13.25	12.85	12.72	12.55	12.77	13.42	13.31	12.75	
		Stride length (m)	6.15	6.20	6.15	6.31	6.48	6.33	6.21	6.18	6.13	6.17	6.32	6.22	
		Stride duration (s)	0.494	0.497	0.502	0.490	0.489	0.492	0.488	0.493	0.480	0.460	0.475	0.487	
		Stride efficiency (%)	59.04	60.16	59.18	62.18	65.59	62.60	60.26	59.73	58.70	59.56	62.46	60.36	
		Stride count	32.54	32.23	32.50	31.71	30.87	31.60	32.21	32.35	32.63	32.40	31.64	418.33	



Note: Horizontal distance axis grid lines are 200m furlongs.

#### Disclaimer.

HRNZ and NZMTC and Thoroughbred Ratings Pty Ltd accepts no responsibility for the completeness or accuracy of any of the information contained herein, and makes no representations about its suitability for any particular purpose. Users should make their own judgements about those matters and/or seek independent advice. You assume all risks associated with use of the data provided on this page.



# Race Results



July 16, 2023, Race 5, LJ MEMORIAL HANDICAP TROT, Distance 2600m, Addington - Survey 3200m

Result	TAB no.	Horse (Barrier)	2600 to	2400m to
3rd	11	<b>Tres Magnificu... (4)</b>	<b>2400m</b>	<b>2200m</b>
		Position in running (margin)	-	7(10.8)
		Sectional time (s)	18.56	15.85
		Cumulative time (s)	204.15	185.59
		Speed (m/s)	10.78	12.62
		Stride length (m)	5.57	5.86
		Stride duration (s)	0.463	0.464
		Stride efficiency (%)	48.51	53.66
		Stride count	35.90	34.13

#### Disclaimer.

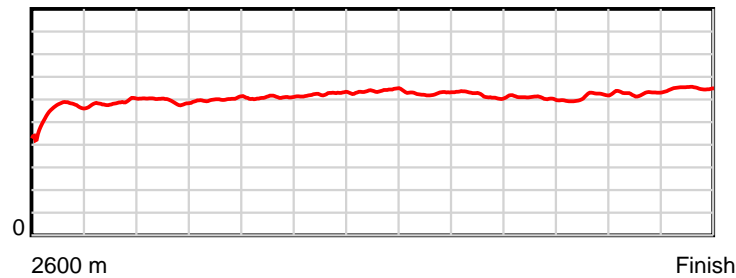
HRNZ and NZMTC and Thoroughbred Ratings Pty Ltd accepts no responsibility for the completeness or accuracy of any of the information contained herein, and makes no representations about its suitability for any particular purpose. Users should make their own judgements about those matters and/or seek independent advice. You assume all risks associated with use of the data provided on this page.

# Race Results

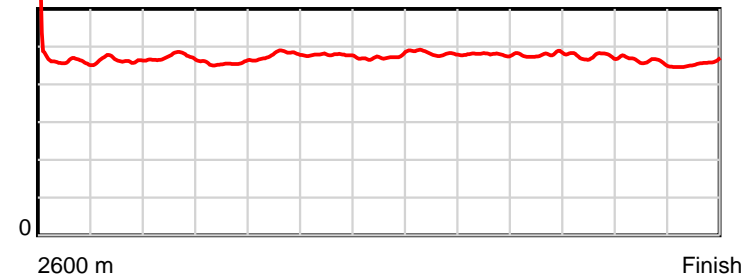
July 16, 2023, Race 5, LJ MEMORIAL HANDICAP TROT, Distance 2600m, Addington - Survey 3200m

Result	TAB no.	Horse (Barrier)	2200m to	2000m to	1800m to	1600m to	1400m to	1200m to	1000m to	800m to	600m to	400m to	200m to	Total or	Margin
3rd	11	<b>Tres Magnificu... (4)</b>	<b>2000m</b>	<b>1800m</b>	<b>1600m</b>	<b>1400m</b>	<b>1200m</b>	<b>1000m</b>	<b>800m</b>	<b>600m</b>	<b>400m</b>	<b>200m</b>	<b>WP</b>	<b>Average</b>	
		Position in running (margin)	5(14.4)	4(13.3)	4(8.9)	6(7.1)	7(6.6)	6(5.7)	7(7.2)	7(6.7)	7(6.5)	7(6.5)	7(6.1)		3.30
		Sectional time (s)	15.91	15.28	16.01	15.44	14.94	15.82	15.63	15.90	15.67	14.83	14.31		
		Cumulative time (s)	169.74	153.83	138.55	122.54	107.10	92.16	76.34	60.71	44.81	29.14	14.31	3:24.15	
		Speed (m/s)	12.57	13.09	12.49	12.95	13.39	12.64	12.80	12.58	12.76	13.49	13.98	12.74	
		Stride length (m)	5.94	5.97	5.97	6.19	6.33	6.09	6.14	6.02	6.06	6.22	6.37	6.05	
		Stride duration (s)	0.473	0.456	0.478	0.478	0.473	0.482	0.480	0.478	0.475	0.461	0.456	0.475	
		Stride efficiency (%)	55.18	55.68	55.65	59.85	62.56	58.01	58.91	56.62	57.39	60.40	63.47	57.18	
		Stride count	33.66	33.50	33.51	32.32	31.61	32.82	32.57	33.23	33.00	32.17	31.38	429.80	

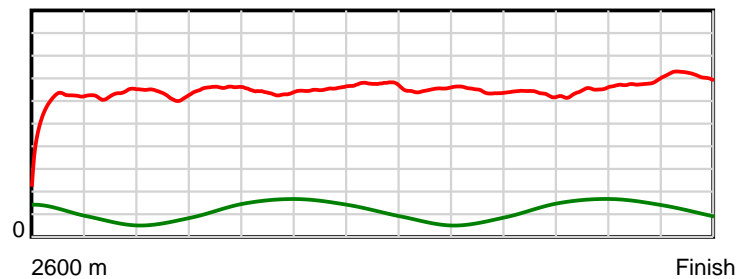
10 m Stride length



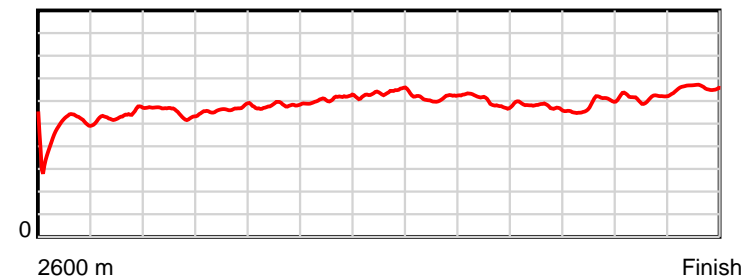
0.6 s Stride duration



20 m/sec Speed



100 % Stride efficiency



Note: Horizontal distance axis grid lines are 200m furlongs.

### Disclaimer.

HRNZ and NZMTC and Thoroughbred Ratings Pty Ltd accepts no responsibility for the completeness or accuracy of any of the information contained herein, and makes no representations about its suitability for any particular purpose. Users should make their own judgements about those matters and/or seek independent advice. You assume all risks associated with use of the data provided on this page.



# Race Results



July 16, 2023, Race 5, LJ MEMORIAL HANDICAP TROT, Distance 2600m, Addington - Survey 3200m

Result	TAB no.	Horse (Barrier)	2600 to	2400m to
4th	4	Navara (7)	2400m	2200m
		Position in running (margin)	-	5(8.0)
		Sectional time (s)	18.29	16.26
		Cumulative time (s)	204.17	185.88
		Speed (m/s)	10.94	12.30
		Stride length (m)	5.23	5.71
		Stride duration (s)	0.472	0.464
		Stride efficiency (%)	42.67	51.02
		Stride count	38.27	35.00

#### Disclaimer.

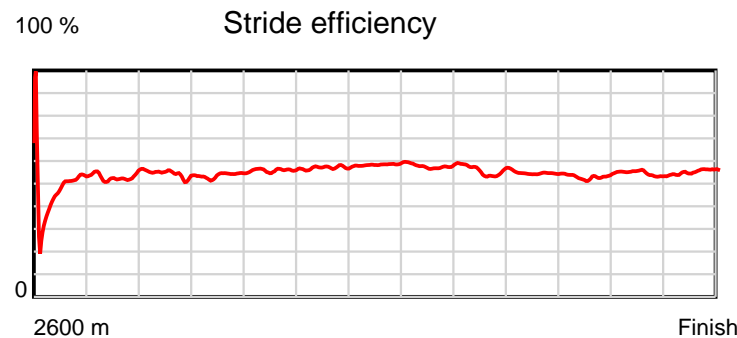
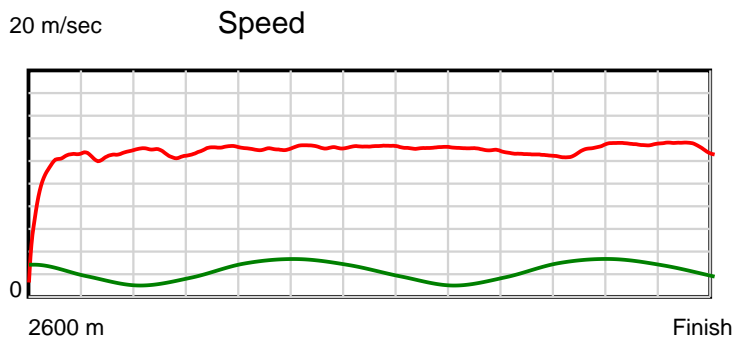
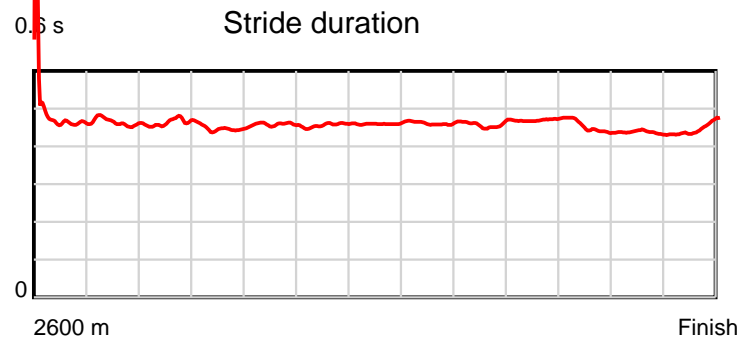
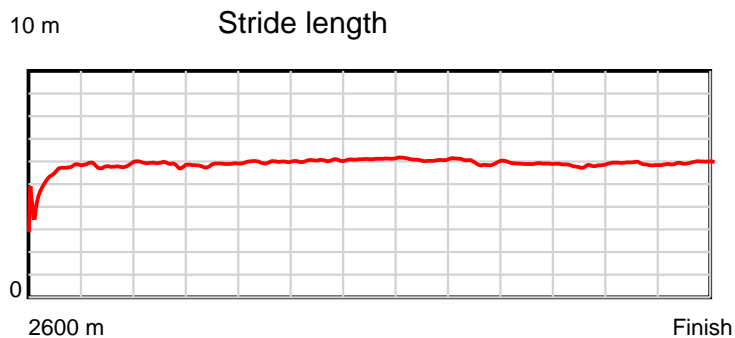
HRNZ and NZMTC and Thoroughbred Ratings Pty Ltd accepts no responsibility for the completeness or accuracy of any of the information contained herein, and makes no representations about its suitability for any particular purpose. Users should make their own judgements about those matters and/or seek independent advice. You assume all risks associated with use of the data provided on this page.



# Race Results

July 16, 2023, Race 5, LJ MEMORIAL HANDICAP TROT, Distance 2600m, Addington - Survey 3200m

Result	TAB no.	Horse (Barrier)	2200m to	2000m to	1800m to	1600m to	1400m to	1200m to	1000m to	800m to	600m to	400m to	200m to	Total or	Margin
4th	4	Navara (7)	2000m	1800m	1600m	1400m	1200m	1000m	800m	600m	400m	200m	WP	Average	
		Position in running (margin)	4(14.1)	5(13.7)	5(9.0)	3(4.5)	3(2.7)	3(2.5)	3(1.8)	2(1.5)	2(1.7)	2(1.6)	2(1.2)		3.40
		Sectional time (s)	16.01	15.26	15.54	15.24	15.05	15.44	15.68	15.95	15.64	14.84	14.97		
		Cumulative time (s)	169.62	153.61	138.35	122.81	107.57	92.52	77.08	61.40	45.45	29.81	14.97	3:24.17	
		Speed (m/s)	12.49	13.11	12.87	13.12	13.29	12.95	12.76	12.54	12.79	13.48	13.36	12.73	
		Stride length (m)	5.79	5.86	5.90	5.99	6.11	5.98	5.85	5.89	5.74	5.88	6.00	5.83	
		Stride duration (s)	0.464	0.447	0.458	0.456	0.460	0.461	0.459	0.470	0.449	0.437	0.449	0.458	
		Stride efficiency (%)	52.36	53.66	54.41	56.07	58.30	55.80	53.45	54.29	51.56	54.12	56.26	53.17	
		Stride count	34.55	34.13	33.90	33.39	32.74	33.47	34.20	33.93	34.82	33.98	33.33	445.71	



Note: Horizontal distance axis grid lines are 200m furlongs.

#### Disclaimer.

HRNZ and NZMTC and Thoroughbred Ratings Pty Ltd accepts no responsibility for the completeness or accuracy of any of the information contained herein, and makes no representations about its suitability for any particular purpose. Users should make their own judgements about those matters and/or seek independent advice. You assume all risks associated with use of the data provided on this page.



# Race Results



July 16, 2023, Race 5, LJ MEMORIAL HANDICAP TROT, Distance 2600m, Addington - Survey 3200m

Result	TAB no.	Horse (Barrier)	2600 to	2400m to
5th	2	<b>Granny Rose (3)</b>	<b>2400m</b>	<b>2200m</b>
		Position in running (margin)	-	3(3.8)
		Sectional time (s)	17.46	16.16
		Cumulative time (s)	204.18	186.72
		Speed (m/s)	11.46	12.38
		Stride length (m)	5.91	6.06
		Stride duration (s)	0.507	0.489
		Stride efficiency (%)	54.60	57.30
		Stride count	33.83	33.03

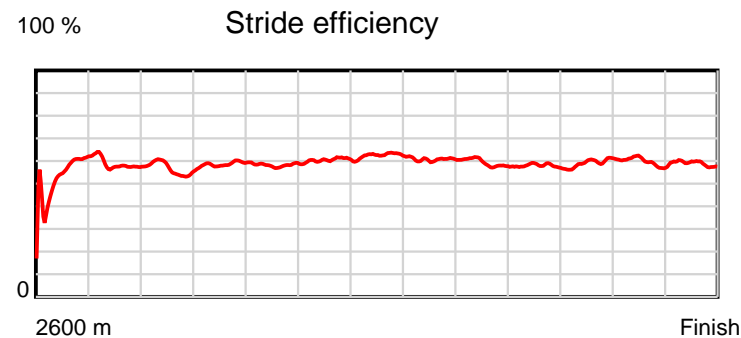
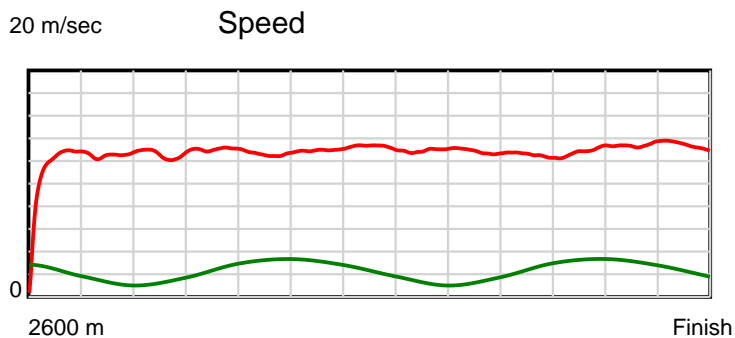
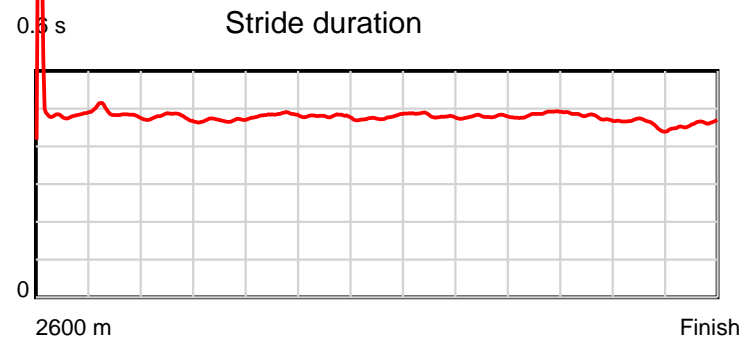
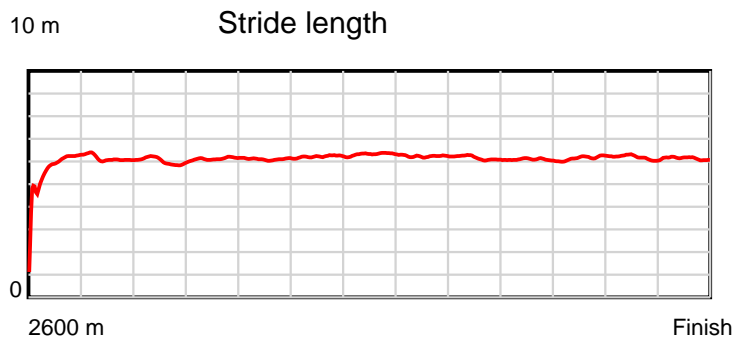
#### Disclaimer.

HRNZ and NZMTC and Thoroughbred Ratings Pty Ltd accepts no responsibility for the completeness or accuracy of any of the information contained herein, and makes no representations about its suitability for any particular purpose. Users should make their own judgements about those matters and/or seek independent advice. You assume all risks associated with use of the data provided on this page.

# Race Results

July 16, 2023, Race 5, LJ MEMORIAL HANDICAP TROT, Distance 2600m, Addington - Survey 3200m

Result	TAB no.	Horse (Barrier)	2200m to	2000m to	1800m to	1600m to	1400m to	1200m to	1000m to	800m to	600m to	400m to	200m to	Total or	Margin
5th	2	<b>Granny Rose (3)</b>	<b>2000m</b>	<b>1800m</b>	<b>1600m</b>	<b>1400m</b>	<b>1200m</b>	<b>1000m</b>	<b>800m</b>	<b>600m</b>	<b>400m</b>	<b>200m</b>	<b>WP</b>	<b>Average</b>	
		Position in running (margin)	2(9.3)	2(8.5)	2(4.8)	2(2.7)	2(1.8)	2(2.1)	2(1.6)	3(1.8)	3(1.9)	3(2.1)	3(2.0)		3.50
		Sectional time (s)	15.97	15.40	15.96	15.37	15.15	15.47	15.76	15.94	15.69	14.89	14.96		
		Cumulative time (s)	170.56	154.59	139.19	123.23	107.86	92.71	77.24	61.48	45.54	29.85	14.96	3:24.18	
		Speed (m/s)	12.52	12.99	12.53	13.01	13.20	12.93	12.69	12.55	12.75	13.43	13.37	12.73	
		Stride length (m)	5.99	6.10	6.06	6.24	6.29	6.23	6.08	6.09	6.10	6.18	6.14	6.11	
		Stride duration (s)	0.478	0.469	0.484	0.480	0.476	0.482	0.479	0.485	0.479	0.460	0.459	0.480	
		Stride efficiency (%)	56.00	58.08	57.37	60.90	61.80	60.63	57.82	57.90	58.23	59.72	58.93	58.36	
		Stride count	33.41	32.81	33.01	32.04	31.80	32.11	32.88	32.86	32.76	32.35	32.57	425.46	



Note: Horizontal distance axis grid lines are 200m furlongs.

#### Disclaimer.

HRNZ and NZMTC and Thoroughbred Ratings Pty Ltd accepts no responsibility for the completeness or accuracy of any of the information contained herein, and makes no representations about its suitability for any particular purpose. Users should make their own judgements about those matters and/or seek independent advice. You assume all risks associated with use of the data provided on this page.



# Race Results



July 16, 2023, Race 5, LJ MEMORIAL HANDICAP TROT, Distance 2600m, Addington - Survey 3200m

Result	TAB no.	Horse (Barrier)	2600 to	2400m to
6th	3	<b>Beyond The Hor... (6)</b>	<b>2400m</b>	<b>2200m</b>
		Position in running (margin)	-	4(6.2)
		Sectional time (s)	17.85	16.14
		Cumulative time (s)	204.24	186.39
		Speed (m/s)	11.21	12.39
		Stride length (m)	5.65	5.96
		Stride duration (s)	0.507	0.481
		Stride efficiency (%)	49.94	55.55
		Stride count	35.38	33.54

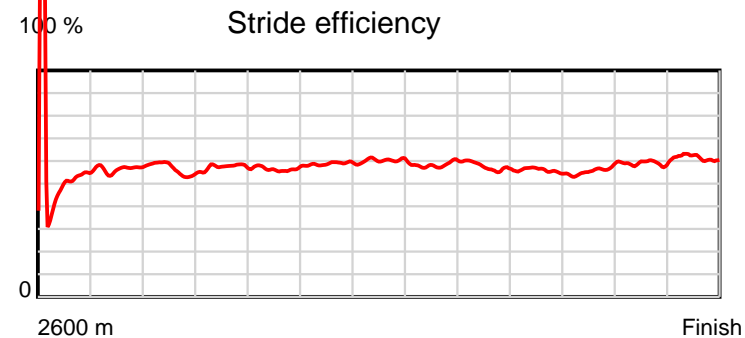
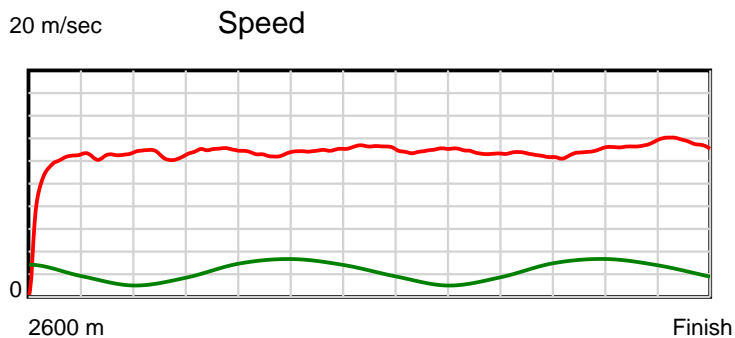
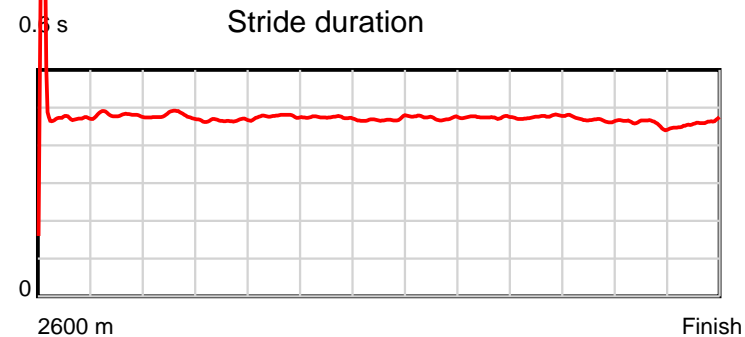
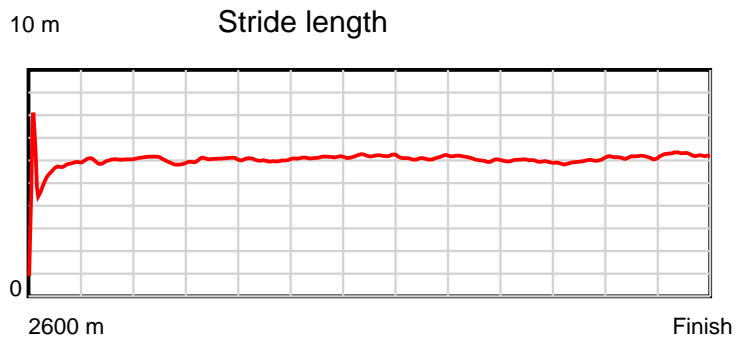
#### Disclaimer.

HRNZ and NZMTC and Thoroughbred Ratings Pty Ltd accepts no responsibility for the completeness or accuracy of any of the information contained herein, and makes no representations about its suitability for any particular purpose. Users should make their own judgements about those matters and/or seek independent advice. You assume all risks associated with use of the data provided on this page.

# Race Results

July 16, 2023, Race 5, LJ MEMORIAL HANDICAP TROT, Distance 2600m, Addington - Survey 3200m

Result	TAB no.	Horse (Barrier)	2200m to	2000m to	1800m to	1600m to	1400m to	1200m to	1000m to	800m to	600m to	400m to	200m to	Total or	Margin
6th	3	<b>Beyond The Hor... (6)</b>	<b>2000m</b>	<b>1800m</b>	<b>1600m</b>	<b>1400m</b>	<b>1200m</b>	<b>1000m</b>	<b>800m</b>	<b>600m</b>	<b>400m</b>	<b>200m</b>	<b>WP</b>	<b>Average</b>	
		Position in running (margin)	3(11.5)	3(10.9)	3(7.1)	4(4.5)	4(3.7)	4(4.0)	5(3.7)	5(4.1)	5(4.0)	4(3.9)	5(3.8)		3.80
		Sectional time (s)	15.99	15.38	15.86	15.40	15.14	15.51	15.79	15.92	15.64	14.89	14.73		
		Cumulative time (s)	170.25	154.26	138.88	123.02	107.62	92.48	76.97	61.18	45.26	29.62	14.73	3:24.24	
		Speed (m/s)	12.51	13.00	12.61	12.99	13.21	12.89	12.67	12.56	12.79	13.43	13.58	12.73	
		Stride length (m)	5.99	6.06	6.02	6.15	6.19	6.10	6.01	5.97	5.99	6.15	6.23	6.03	
		Stride duration (s)	0.479	0.466	0.477	0.474	0.469	0.473	0.475	0.476	0.469	0.458	0.459	0.474	
		Stride efficiency (%)	56.10	57.32	56.60	59.19	59.92	58.12	56.42	55.77	56.12	59.20	60.74	56.91	
		Stride count	33.38	33.02	33.23	32.50	32.30	32.79	33.28	33.48	33.37	32.49	32.08	430.84	



Note: Horizontal distance axis grid lines are 200m furlongs.

#### Disclaimer.

HRNZ and NZMTC and Thoroughbred Ratings Pty Ltd accepts no responsibility for the completeness or accuracy of any of the information contained herein, and makes no representations about its suitability for any particular purpose. Users should make their own judgements about those matters and/or seek independent advice. You assume all risks associated with use of the data provided on this page.



# Race Results



July 16, 2023, Race 5, LJ MEMORIAL HANDICAP TROT, Distance 2600m, Addington - Survey 3200m

Result	TAB no.	Horse (Barrier)	2600 to	2400m to
7th	6	Sunny Son (9)	2400m	2200m
		Position in running (margin)	-	6(10.4)
		Sectional time (s)	18.53	16.17
		Cumulative time (s)	204.45	185.92
		Speed (m/s)	10.80	12.37
		Stride length (m)	5.42	5.66
		Stride duration (s)	0.489	0.457
		Stride efficiency (%)	45.99	50.01
		Stride count	36.87	35.35

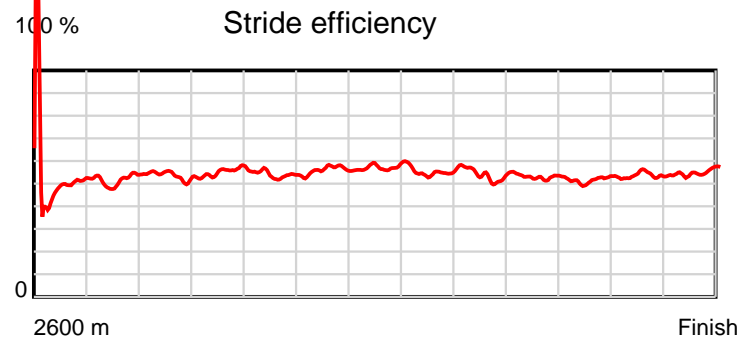
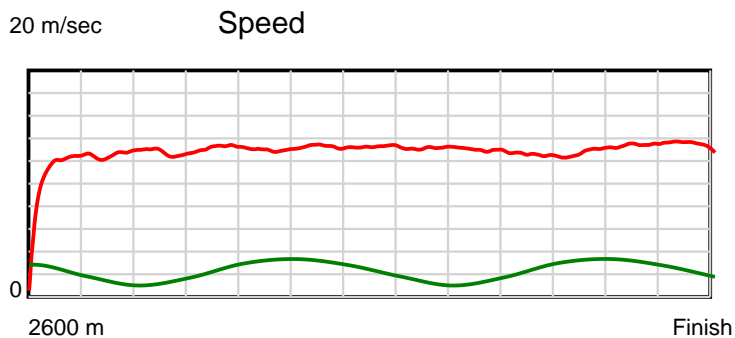
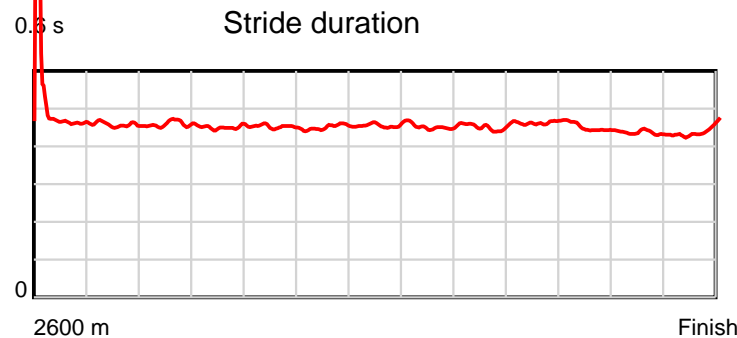
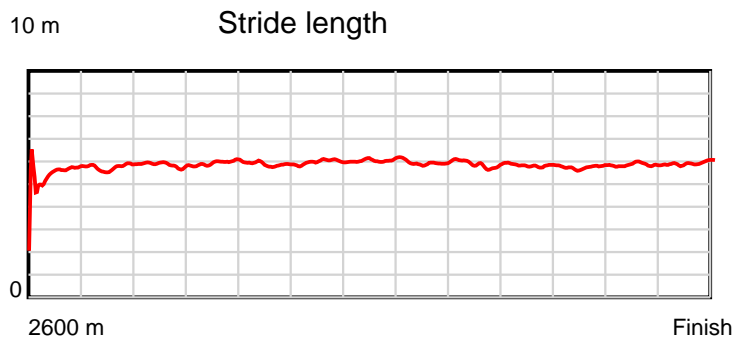
#### Disclaimer.

HRNZ and NZMTC and Thoroughbred Ratings Pty Ltd accepts no responsibility for the completeness or accuracy of any of the information contained herein, and makes no representations about its suitability for any particular purpose. Users should make their own judgements about those matters and/or seek independent advice. You assume all risks associated with use of the data provided on this page.

# Race Results

July 16, 2023, Race 5, LJ MEMORIAL HANDICAP TROT, Distance 2600m, Addington - Survey 3200m

Result	TAB no.	Horse (Barrier)	2200m to	2000m to	1800m to	1600m to	1400m to	1200m to	1000m to	800m to	600m to	400m to	200m to	Total or	Margin
7th	6	<b>Sunny Son (9)</b>	<b>2000m</b>	<b>1800m</b>	<b>1600m</b>	<b>1400m</b>	<b>1200m</b>	<b>1000m</b>	<b>800m</b>	<b>600m</b>	<b>400m</b>	<b>200m</b>	<b>WP</b>	<b>Average</b>	
		Position in running (margin)	6(16.0)	6(15.5)	6(10.8)	5(6.5)	5(4.4)	5(4.2)	4(3.6)	4(3.5)	4(3.8)	5(4.3)	6(4.2)		5.00
		Sectional time (s)	16.00	15.26	15.58	15.19	15.05	15.46	15.70	15.98	15.75	14.88	14.90		
		Cumulative time (s)	169.75	153.75	138.49	122.91	107.72	92.67	77.21	61.51	45.53	29.78	14.90	3:24.45	
		Speed (m/s)	12.50	13.11	12.84	13.17	13.29	12.94	12.74	12.52	12.70	13.44	13.42	12.72	
		Stride length (m)	5.74	5.90	5.81	5.94	6.06	5.84	5.75	5.79	5.70	5.85	5.93	5.80	
		Stride duration (s)	0.459	0.450	0.452	0.451	0.456	0.452	0.452	0.463	0.448	0.435	0.442	0.456	
		Stride efficiency (%)	51.44	54.48	52.68	55.05	57.39	53.39	51.74	52.42	50.70	53.48	54.96	52.48	
		Stride count	34.86	33.87	34.45	33.69	33.00	34.22	34.76	34.53	35.11	34.19	33.73	448.63	



Note: Horizontal distance axis grid lines are 200m furlongs.

#### Disclaimer.

HRNZ and NZMTC and Thoroughbred Ratings Pty Ltd accepts no responsibility for the completeness or accuracy of any of the information contained herein, and makes no representations about its suitability for any particular purpose. Users should make their own judgements about those matters and/or seek independent advice. You assume all risks associated with use of the data provided on this page.



# Race Results



July 16, 2023, Race 5, LJ MEMORIAL HANDICAP TROT, Distance 2600m, Addington - Survey 3200m

Result	TAB no.	Horse (Barrier)	2600 to	2400m to
8th	1	<b>Kohli Trouble (1)</b>	<b>2400m</b>	<b>2200m</b>
		Position in running (margin)	-	10(18.7)
		Sectional time (s)	20.01	16.11
		Cumulative time (s)	209.43	189.42
		Speed (m/s)	10.00	12.41
		Stride length (m)	4.78	5.92
		Stride duration (s)	0.474	0.477
		Stride efficiency (%)	35.72	54.74
		Stride count	41.83	33.79

#### Disclaimer.

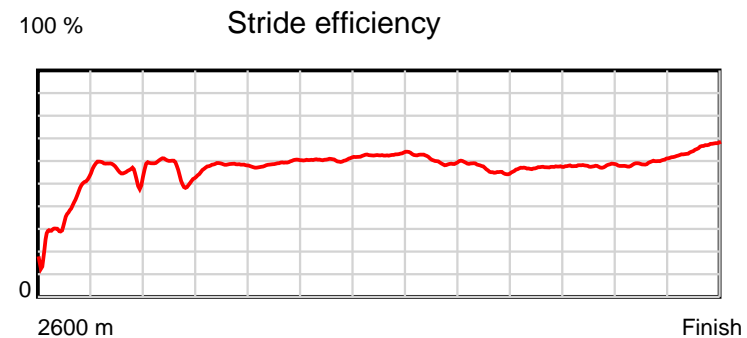
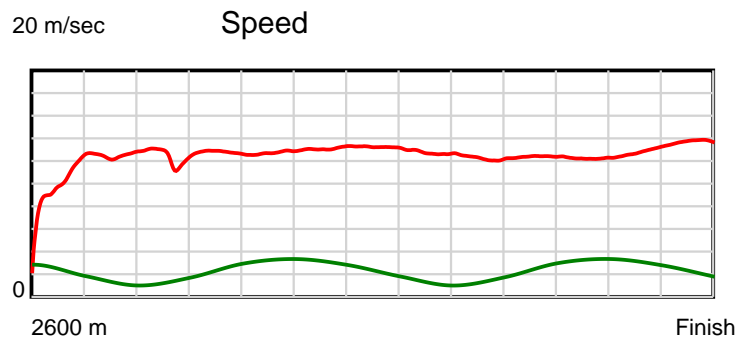
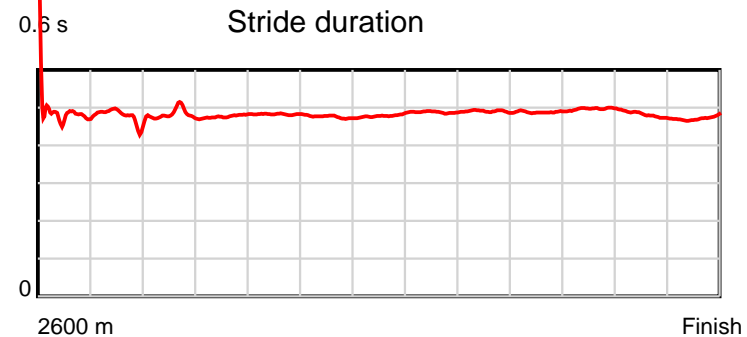
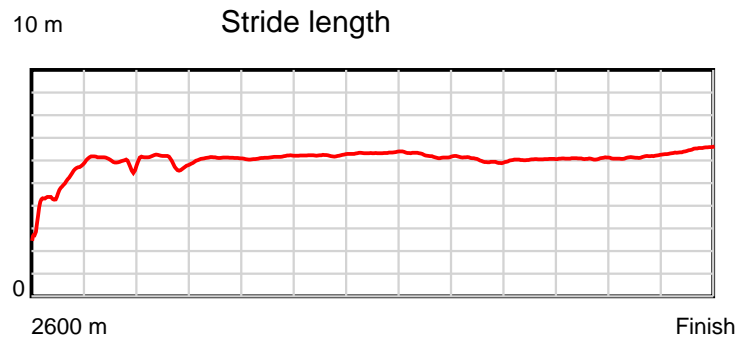
HRNZ and NZMTC and Thoroughbred Ratings Pty Ltd accepts no responsibility for the completeness or accuracy of any of the information contained herein, and makes no representations about its suitability for any particular purpose. Users should make their own judgements about those matters and/or seek independent advice. You assume all risks associated with use of the data provided on this page.



# Race Results

July 16, 2023, Race 5, LJ MEMORIAL HANDICAP TROT, Distance 2600m, Addington - Survey 3200m

Result	TAB no.	Horse (Barrier)	2200m to	2000m to	1800m to	1600m to	1400m to	1200m to	1000m to	800m to	600m to	400m to	200m to	Total or	Margin
8th	1	<b>Kohli Trouble (1)</b>	<b>2000m</b>	<b>1800m</b>	<b>1600m</b>	<b>1400m</b>	<b>1200m</b>	<b>1000m</b>	<b>800m</b>	<b>600m</b>	<b>400m</b>	<b>200m</b>	<b>WP</b>	<b>Average</b>	
		Position in running (margin)	9(23.9)	8(26.2)	8(24.2)	8(21.5)	8(19.8)	8(20.1)	8(21.7)	8(26.4)	8(27.6)	8(32.2)	8(35.8)		32.60
		Sectional time (s)	16.48	15.69	15.85	15.25	15.14	15.82	16.50	16.13	16.42	15.51	14.52		
		Cumulative time (s)	173.31	156.83	141.14	125.29	110.04	94.90	79.08	62.58	46.45	30.03	14.52	3:29.43	
		Speed (m/s)	12.14	12.75	12.62	13.11	13.21	12.64	12.12	12.40	12.18	12.89	13.77	12.41	
		Stride length (m)	5.85	6.08	6.08	6.23	6.33	6.17	5.94	6.05	6.05	6.20	6.52	5.99	
		Stride duration (s)	0.482	0.477	0.482	0.475	0.479	0.488	0.490	0.488	0.497	0.481	0.473	0.482	
		Stride efficiency (%)	53.54	57.81	57.84	60.70	62.63	59.41	55.20	57.29	57.29	60.03	66.37	56.00	
		Stride count	34.17	32.88	32.87	32.09	31.59	32.44	33.65	33.03	33.03	32.27	30.69	434.33	



Note: Horizontal distance axis grid lines are 200m furlongs.

#### Disclaimer.

HRNZ and NZMTC and Thoroughbred Ratings Pty Ltd accepts no responsibility for the completeness or accuracy of any of the information contained herein, and makes no representations about its suitability for any particular purpose. Users should make their own judgements about those matters and/or seek independent advice. You assume all risks associated with use of the data provided on this page.



# Race Results



July 16, 2023, Race 5, LJ MEMORIAL HANDICAP TROT, Distance 2600m, Addington - Survey 3200m

Result	TAB no.	Horse (Barrier)	2600 to	2400m to
9th	10	<b>Tom Brady (2)</b>	<b>2400m</b>	<b>2200m</b>
		Position in running (margin)	-	9(16.3)
		Sectional time (s)	19.51	16.07
		Cumulative time (s)	211.10	191.59
		Speed (m/s)	10.25	12.45
		Stride length (m)	5.85	6.25
		Stride duration (s)	0.497	0.502
		Stride efficiency (%)	53.42	60.96
		Stride count	34.21	32.02

#### Disclaimer.

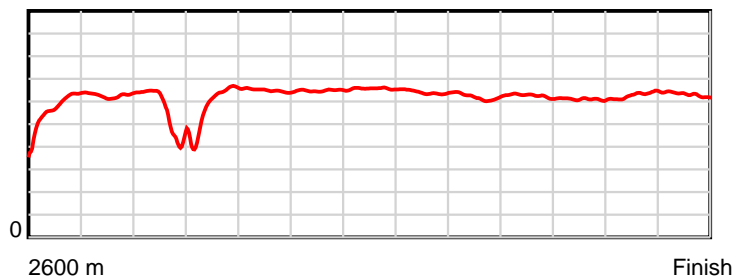
HRNZ and NZMTC and Thoroughbred Ratings Pty Ltd accepts no responsibility for the completeness or accuracy of any of the information contained herein, and makes no representations about its suitability for any particular purpose. Users should make their own judgements about those matters and/or seek independent advice. You assume all risks associated with use of the data provided on this page.

# Race Results

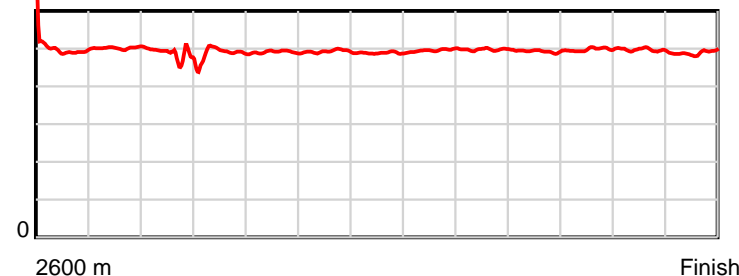
July 16, 2023, Race 5, LJ MEMORIAL HANDICAP TROT, Distance 2600m, Addington - Survey 3200m

Result	TAB no.	Horse (Barrier)	2200m to	2000m to	1800m to	1600m to	1400m to	1200m to	1000m to	800m to	600m to	400m to	200m to	Total or	Margin
9th	10	<b>Tom Brady (2)</b>	<b>2000m</b>	<b>1800m</b>	<b>1600m</b>	<b>1400m</b>	<b>1200m</b>	<b>1000m</b>	<b>800m</b>	<b>600m</b>	<b>400m</b>	<b>200m</b>	<b>WP</b>	<b>Average</b>	
		Position in running (margin)	8(21.3)	10(36.0)	10(40.7)	10(33.4)	9(28.6)	9(29.0)	9(30.7)	9(30.2)	9(34.5)	9(39.6)		41.90	
		Sectional time (s)	18.54	16.82	15.09	15.05	14.76	15.64	16.00	15.84	16.38	15.76	15.64		
		Cumulative time (s)	175.52	156.98	140.16	125.07	110.02	95.26	79.62	63.62	47.78	31.40	15.64	3:31.10	
		Speed (m/s)	10.79	11.89	13.25	13.29	13.55	12.79	12.50	12.63	12.21	12.69	12.79	12.32	
		Stride length (m)	5.17	5.77	6.51	6.55	6.62	6.34	6.22	6.22	6.09	6.30	6.27	6.14	
		Stride duration (s)	0.480	0.486	0.491	0.493	0.489	0.496	0.498	0.493	0.498	0.496	0.490	0.499	
		Stride efficiency (%)	41.84	52.11	66.22	66.94	68.55	62.84	60.44	60.47	57.86	61.93	61.40	58.93	
		Stride count	38.65	34.63	30.72	30.56	30.20	31.54	32.16	32.15	32.87	31.77	31.91	423.39	

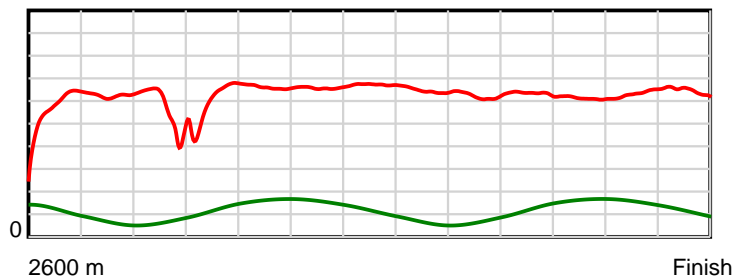
10 m Stride length



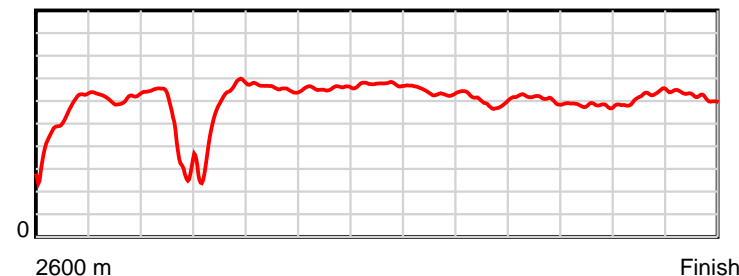
0.6 s Stride duration



20 m/sec Speed



100 % Stride efficiency



Note: Horizontal distance axis grid lines are 200m furlongs.

**Disclaimer.**

HRNZ and NZMTC and Thoroughbred Ratings Pty Ltd accepts no responsibility for the completeness or accuracy of any of the information contained herein, and makes no representations about its suitability for any particular purpose. Users should make their own judgements about those matters and/or seek independent advice. You assume all risks associated with use of the data provided on this page.



# Race Results



July 16, 2023, Race 5, LJ MEMORIAL HANDICAP TROT, Distance 2600m, Addington - Survey 3200m

Result	TAB no.	Horse (Barrier)	2600 to	2400m to
10th	5	<b>Gotta Ticket (8)</b>	<b>2400m</b>	<b>2200m</b>
		Position in running (margin)	-	2(1.8)
		Sectional time (s)	17.01	19.25
		Cumulative time (s)	219.44	202.43
		Speed (m/s)	11.76	10.39
		Stride length (m)	5.43	4.88
		Stride duration (s)	0.466	0.470
		Stride efficiency (%)	46.03	37.26
		Stride count	36.85	40.96

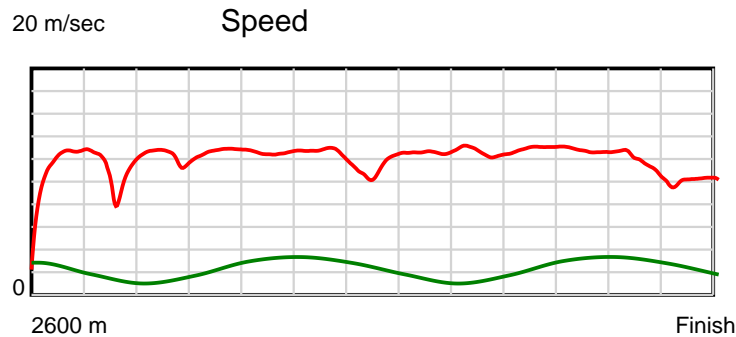
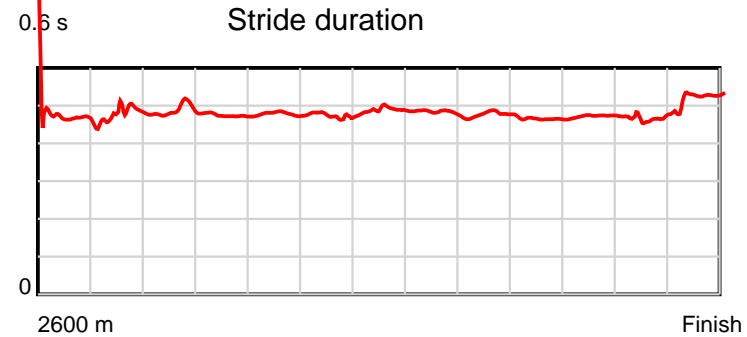
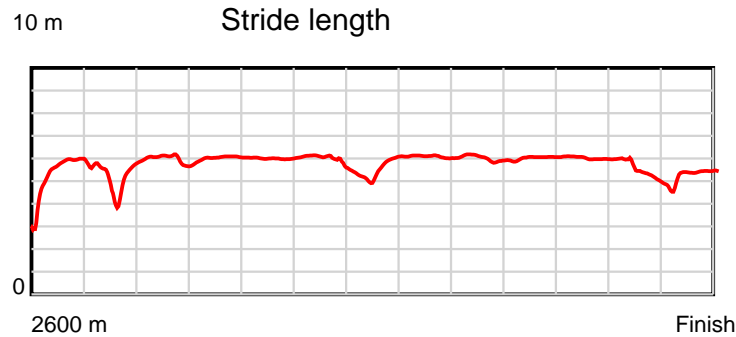
#### Disclaimer.

HRNZ and NZMTC and Thoroughbred Ratings Pty Ltd accepts no responsibility for the completeness or accuracy of any of the information contained herein, and makes no representations about its suitability for any particular purpose. Users should make their own judgements about those matters and/or seek independent advice. You assume all risks associated with use of the data provided on this page.

# Race Results

July 16, 2023, Race 5, LJ MEMORIAL HANDICAP TROT, Distance 2600m, Addington - Survey 3200m

Result	TAB no.	Horse (Barrier)	2200m to	2000m to	1800m to	1600m to	1400m to	1200m to	1000m to	800m to	600m to	400m to	200m to	Total or	Margin
10th	5	<b>Gotta Ticket (8)</b>	<b>2000m</b>	<b>1800m</b>	<b>1600m</b>	<b>1400m</b>	<b>1200m</b>	<b>1000m</b>	<b>800m</b>	<b>600m</b>	<b>400m</b>	<b>200m</b>	<b>WP</b>	<b>Average</b>	
		Position in running (margin)	10(25.8)	9(29.7)	9(28.0)	9(26.6)	9(28.4)	10(43.2)	10(47.2)	10(50.1)	10(47.3)	10(49.6)	10(64.7)		88.20
		Sectional time (s)	16.73	15.76	16.06	15.84	17.55	16.23	16.19	15.48	16.03	17.42	19.89		
		Cumulative time (s)	183.18	166.45	150.69	134.63	118.79	101.24	85.01	68.82	53.34	37.31	19.89	3:39.44	
		Speed (m/s)	11.95	12.69	12.45	12.63	11.40	12.32	12.35	12.92	12.48	11.48	10.06	11.85	
		Stride length (m)	5.83	6.02	5.95	5.95	5.57	5.94	5.90	6.00	5.90	5.29	5.25	5.66	
		Stride duration (s)	0.487	0.474	0.478	0.471	0.489	0.482	0.477	0.464	0.473	0.461	0.523	0.478	
		Stride efficiency (%)	53.04	56.62	55.35	55.26	48.45	55.12	54.32	56.23	54.33	43.79	43.14	50.09	
		Stride count	34.33	33.23	33.60	33.63	35.92	33.67	33.92	33.34	33.92	37.78	38.07	459.22	



Note: Horizontal distance axis grid lines are 200m furlongs.

#### Disclaimer.

HRNZ and NZMTC and Thoroughbred Ratings Pty Ltd accepts no responsibility for the completeness or accuracy of any of the information contained herein, and makes no representations about its suitability for any particular purpose. Users should make their own judgements about those matters and/or seek independent advice. You assume all risks associated with use of the data provided on this page.