



Race Results

NZ Metropolitan Trotting Club Inc, HRNZ, July 16, 2023

Compilation date: July 16, 2023, 4:18:51 PM (NZST)

Copyright © 2023 HRNZ and NZMTC. All rights reserved.

Trademarks.

StrideMASTER is a registered trademark of Thoroughbred Ratings Pty Ltd.

Disclaimer.

HRNZ and NZMTC and Thoroughbred Ratings Pty Ltd accepts no responsibility for the completeness or accuracy of any of the information contained herein, and makes no representations about its suitability for any particular purpose. Users should make their own judgements about those matters and/or seek independent advice. You assume all risks associated with use of the data provided on this page.



Race Results



July 16, 2023, Race 8, HADFIELD FEEDS / FEEDBARN HANDICAP TROT, Distance 2600m, Addington - Survey 3200m

Result	TAB no.	Horse (Barrier)	2600 to	2400m to
1st	13	Mighty Logan (1)	2400m	2200m
		Position in running (margin)	-	10(22.8)
		Sectional time (s)	20.46	15.34
		Cumulative time (s)	206.21	185.75
		Speed (m/s)	9.78	13.04
		Stride length (m)	5.51	6.15
		Stride duration (s)	0.488	0.472
		Stride efficiency (%)	47.44	59.13
		Stride count	36.30	32.51

Disclaimer.

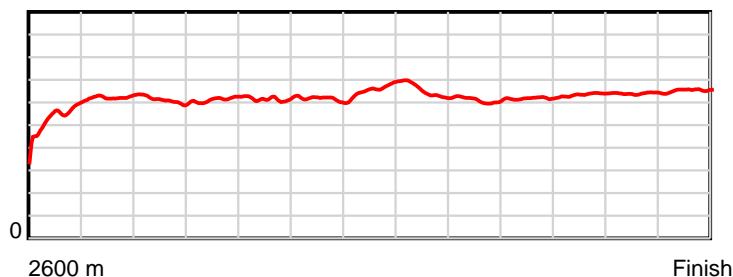
HRNZ and NZMTC and Thoroughbred Ratings Pty Ltd accepts no responsibility for the completeness or accuracy of any of the information contained herein, and makes no representations about its suitability for any particular purpose. Users should make their own judgements about those matters and/or seek independent advice. You assume all risks associated with use of the data provided on this page.

Race Results

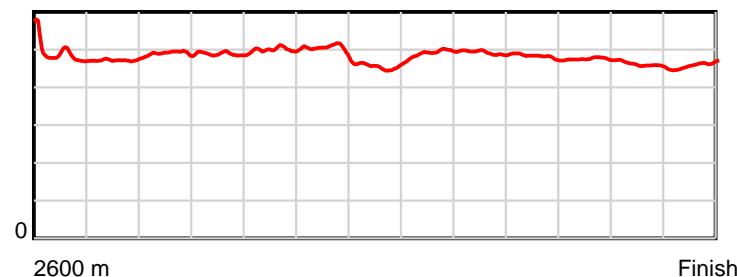
July 16, 2023, Race 8, HADFIELD FEEDS / FEEDBARN HANDICAP TROT, Distance 2600m, Addington - Survey 3200m

Result	TAB no.	Horse (Barrier)	2200m to	2000m to	1800m to	1600m to	1400m to	1200m to	1000m to	800m to	600m to	400m to	200m to	Total or	Margin
1st	13	Mighty Logan (1)	2000m	1800m	1600m	1400m	1200m	1000m	800m	600m	400m	200m	WP	Average	
		Position in running (margin)	9(21.1)	9(17.8)	8(13.9)	8(12.5)	9(11.2)	1(0.0)	1(0.0)	1(0.0)	1(0.0)	1(0.0)	1(0.0)		0.00
		Sectional time (s)	16.32	15.91	16.75	16.61	13.69	15.44	16.16	15.63	15.32	14.48	14.10		
		Cumulative time (s)	170.41	154.09	138.18	121.43	104.82	91.13	75.69	59.53	43.90	28.58	14.10	3:26.21	
		Speed (m/s)	12.25	12.57	11.94	12.04	14.61	12.95	12.38	12.80	13.05	13.81	14.18	12.61	
		Stride length (m)	6.01	6.14	5.98	6.02	6.67	6.39	6.08	6.16	6.21	6.33	6.53	6.16	
		Stride duration (s)	0.490	0.489	0.501	0.500	0.456	0.493	0.492	0.481	0.475	0.459	0.460	0.488	
		Stride efficiency (%)	56.40	58.95	55.86	56.66	69.45	63.83	57.82	59.26	60.19	62.71	66.58	59.20	
		Stride count	33.29	32.56	33.45	33.22	30.00	31.29	32.88	32.48	32.23	31.57	30.64	422.42	

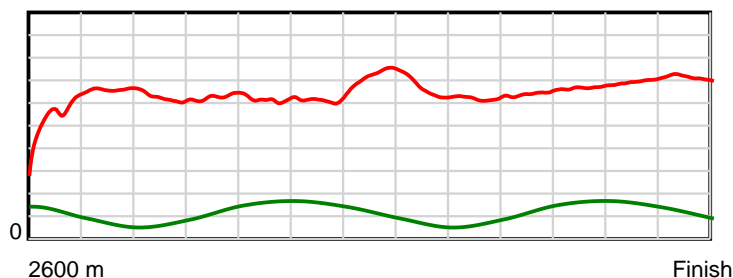
10 m Stride length



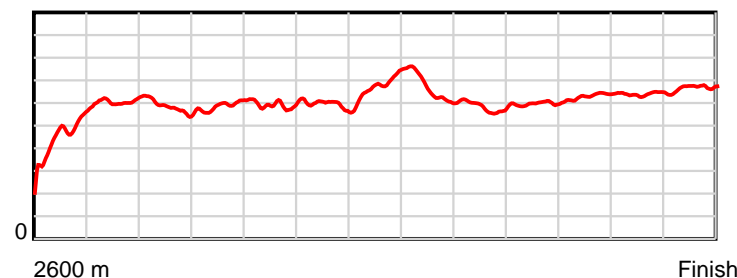
0.6 s Stride duration



20 m/sec Speed



100 % Stride efficiency



Note: Horizontal distance axis grid lines are 200m furlongs.

Disclaimer.

HRNZ and NZMTC and Thoroughbred Ratings Pty Ltd accepts no responsibility for the completeness or accuracy of any of the information contained herein, and makes no representations about its suitability for any particular purpose. Users should make their own judgements about those matters and/or seek independent advice. You assume all risks associated with use of the data provided on this page.



Race Results



July 16, 2023, Race 8, HADFIELD FEEDS / FEEDBARN HANDICAP TROT, Distance 2600m, Addington - Survey 3200m

Result	TAB no.	Horse (Barrier)	2600 to	2400m to
2nd	4	Top Pocket Cha... (4)	2400m	2200m
		Position in running (margin)	-	4(5.4)
		Sectional time (s)	17.61	16.03
		Cumulative time (s)	206.33	188.72
		Speed (m/s)	11.36	12.48
		Stride length (m)	5.47	6.06
		Stride duration (s)	0.477	0.486
		Stride efficiency (%)	46.82	57.36
		Stride count	36.54	33.01

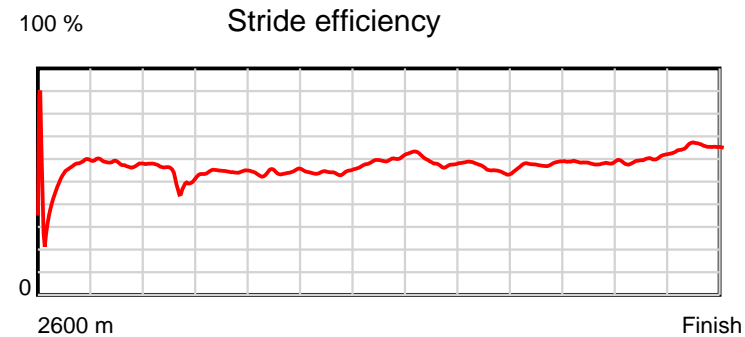
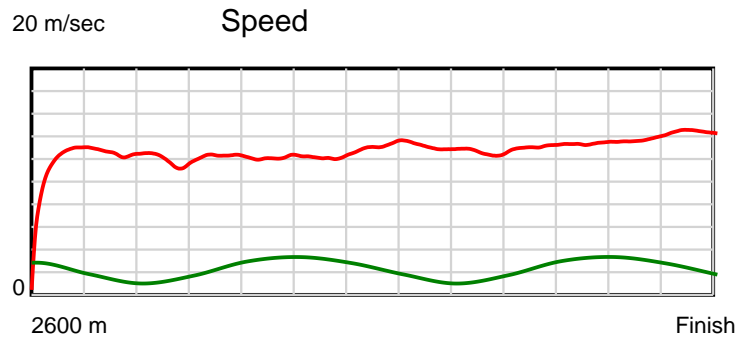
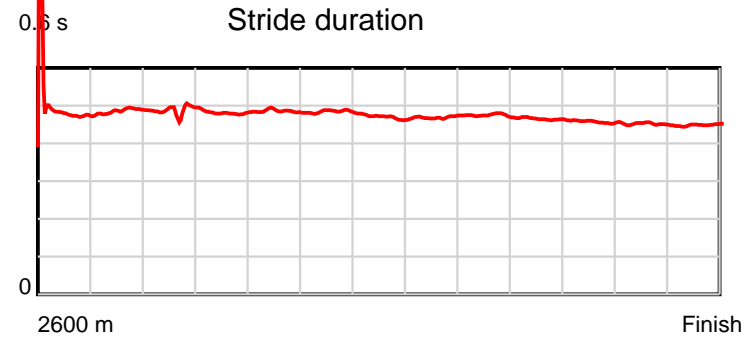
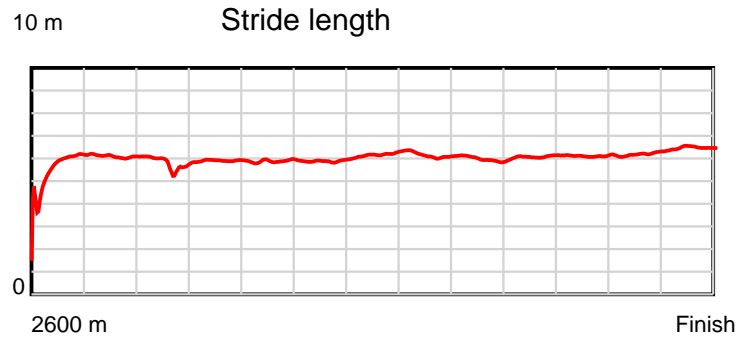
Disclaimer.

HRNZ and NZMTC and Thoroughbred Ratings Pty Ltd accepts no responsibility for the completeness or accuracy of any of the information contained herein, and makes no representations about its suitability for any particular purpose. Users should make their own judgements about those matters and/or seek independent advice. You assume all risks associated with use of the data provided on this page.

Race Results

July 16, 2023, Race 8, HADFIELD FEEDS / FEEDBARN HANDICAP TROT, Distance 2600m, Addington - Survey 3200m

Result	TAB no.	Horse (Barrier)	2200m to	2000m to	1800m to	1600m to	1400m to	1200m to	1000m to	800m to	600m to	400m to	200m to	Total or	Margin
2nd	4	Top Pocket Cha... (4)	2000m	1800m	1600m	1400m	1200m	1000m	800m	600m	400m	200m	WP	Average	
		Position in running (margin)	4(7.8)	4(7.9)	4(6.7)	4(6.0)	4(5.4)	4(3.2)	3(3.6)	3(3.0)	2(1.0)	2(0.5)	3(2.1)		0.70
		Sectional time (s)	16.88	16.36	16.87	16.73	15.19	15.51	16.06	15.29	15.24	14.74	13.82		
		Cumulative time (s)	172.69	155.81	139.45	122.58	105.85	90.66	75.15	59.09	43.80	28.56	13.82	3:26.33	
		Speed (m/s)	11.85	12.22	11.86	11.95	13.17	12.89	12.45	13.08	13.12	13.57	14.47	12.60	
		Stride length (m)	5.74	5.88	5.76	5.79	6.19	6.05	5.90	6.08	6.00	6.12	6.50	5.95	
		Stride duration (s)	0.484	0.481	0.486	0.484	0.470	0.469	0.474	0.465	0.457	0.451	0.449	0.472	
		Stride efficiency (%)	51.48	54.05	51.78	52.34	59.81	57.24	54.48	57.74	56.21	58.46	65.94	55.39	
		Stride count	34.85	34.01	34.75	34.56	32.33	33.05	33.87	32.90	33.35	32.70	30.79	436.71	



Note: Horizontal distance axis grid lines are 200m furlongs.

Disclaimer.

HRNZ and NZMTC and Thoroughbred Ratings Pty Ltd accepts no responsibility for the completeness or accuracy of any of the information contained herein, and makes no representations about its suitability for any particular purpose. Users should make their own judgements about those matters and/or seek independent advice. You assume all risks associated with use of the data provided on this page.



Race Results



July 16, 2023, Race 8, HADFIELD FEEDS / FEEDBARN HANDICAP TROT, Distance 2600m, Addington - Survey 3200m

Result	TAB no.	Horse (Barrier)	2600 to	2400m to
3rd	7	Take After Me (7)	2400m	2200m
		Position in running (margin)	-	1(0.0)
		Sectional time (s)	16.58	15.63
		Cumulative time (s)	206.73	190.15
		Speed (m/s)	12.07	12.80
		Stride length (m)	5.35	5.56
		Stride duration (s)	0.439	0.435
		Stride efficiency (%)	44.80	48.34
		Stride count	37.35	35.96

Disclaimer.

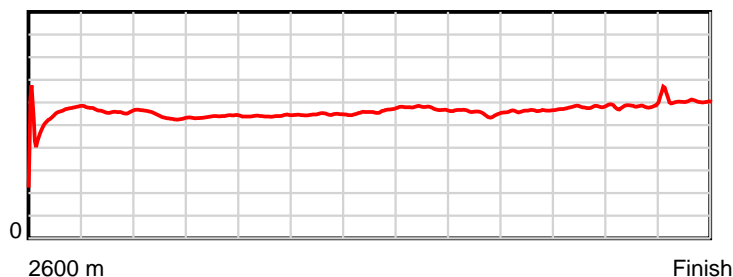
HRNZ and NZMTC and Thoroughbred Ratings Pty Ltd accepts no responsibility for the completeness or accuracy of any of the information contained herein, and makes no representations about its suitability for any particular purpose. Users should make their own judgements about those matters and/or seek independent advice. You assume all risks associated with use of the data provided on this page.

Race Results

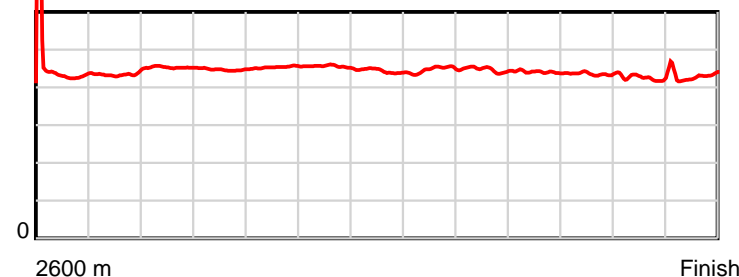
July 16, 2023, Race 8, HADFIELD FEEDS / FEEDBARN HANDICAP TROT, Distance 2600m, Addington - Survey 3200m

Result	TAB no.	Horse (Barrier)	2200m to	2000m to	1800m to	1600m to	1400m to	1200m to	1000m to	800m to	600m to	400m to	200m to	Total or	Margin
3rd	7	Take After Me (7)	2000m	1800m	1600m	1400m	1200m	1000m	800m	600m	400m	200m	WP	Average	
		Position in running (margin)	1(0.0)	1(0.0)	1(0.0)	1(0.0)	1(0.0)	2(1.3)	2(2.2)	2(2.8)	3(2.3)	3(1.7)	2(2.1)		2.20
		Sectional time (s)	16.87	16.55	16.99	16.82	15.78	15.59	16.26	15.55	15.22	14.55	14.34		
		Cumulative time (s)	174.52	157.65	141.10	124.11	107.29	91.51	75.92	59.66	44.11	28.89	14.34	3:26.73	
		Speed (m/s)	11.86	12.08	11.77	11.89	12.67	12.83	12.30	12.86	13.14	13.75	13.95	12.58	
		Stride length (m)	5.37	5.40	5.34	5.41	5.61	5.73	5.50	5.67	5.73	5.87	5.97	5.57	
		Stride duration (s)	0.453	0.447	0.453	0.455	0.443	0.447	0.447	0.441	0.436	0.427	0.428	0.443	
		Stride efficiency (%)	45.01	45.53	44.52	45.80	49.21	51.39	47.24	50.20	51.28	53.77	55.62	48.49	
		Stride count	37.26	37.05	37.47	36.94	35.64	34.87	36.38	35.29	34.91	34.10	33.52	466.74	

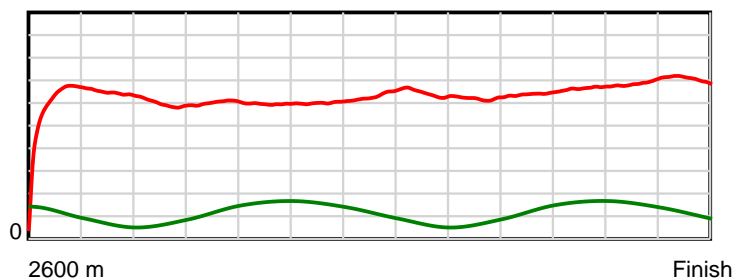
10 m Stride length



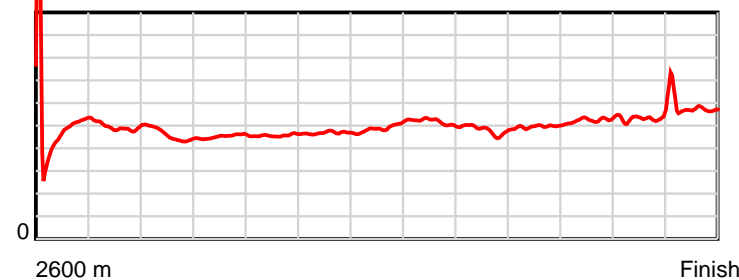
0.5 s Stride duration



20 m/sec Speed



100 % Stride efficiency



Note: Horizontal distance axis grid lines are 200m furlongs.

Disclaimer.

HRNZ and NZMTC and Thoroughbred Ratings Pty Ltd accepts no responsibility for the completeness or accuracy of any of the information contained herein, and makes no representations about its suitability for any particular purpose. Users should make their own judgements about those matters and/or seek independent advice. You assume all risks associated with use of the data provided on this page.



Race Results



July 16, 2023, Race 8, HADFIELD FEEDS / FEEDBARN HANDICAP TROT, Distance 2600m, Addington - Survey 3200m

Result	TAB no.	Horse (Barrier)	2600 to	2400m to
4th	5	Greenbank Don (5)	2400m	2200m
		Position in running (margin)	-	2(0.7)
		Sectional time (s)	16.79	15.88
		Cumulative time (s)	206.87	190.08
		Speed (m/s)	11.92	12.59
		Stride length (m)	5.85	6.34
		Stride duration (s)	0.491	0.504
		Stride efficiency (%)	53.54	62.87
		Stride count	34.17	31.53

Disclaimer.

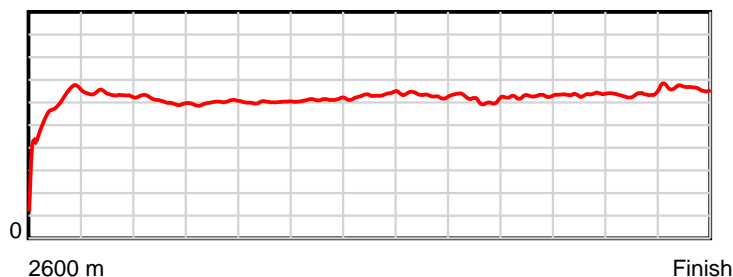
HRNZ and NZMTC and Thoroughbred Ratings Pty Ltd accepts no responsibility for the completeness or accuracy of any of the information contained herein, and makes no representations about its suitability for any particular purpose. Users should make their own judgements about those matters and/or seek independent advice. You assume all risks associated with use of the data provided on this page.

Race Results

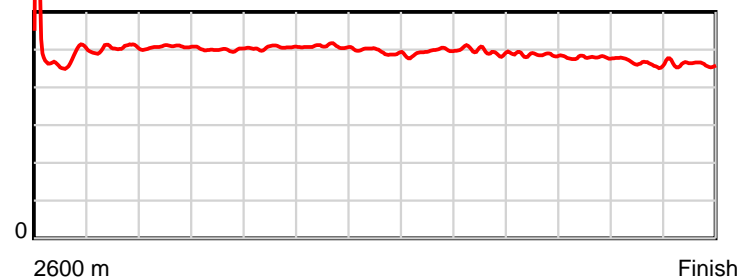
July 16, 2023, Race 8, HADFIELD FEEDS / FEEDBARN HANDICAP TROT, Distance 2600m, Addington - Survey 3200m

Result	TAB no.	Horse (Barrier)	2200m to	2000m to	1800m to	1600m to	1400m to	1200m to	1000m to	800m to	600m to	400m to	200m to	Total or	Margin
4th	5	Greenbank Don (5)	2000m	1800m	1600m	1400m	1200m	1000m	800m	600m	400m	200m	WP	Average	
		Position in running (margin)	2(2.2)	2(1.6)	2(1.8)	2(2.0)	2(1.7)	3(2.8)	4(4.2)	4(4.3)	5(3.9)	5(3.1)	5(3.9)		0.80
		Sectional time (s)	16.77	16.58	17.02	16.78	15.74	15.67	16.17	15.56	15.19	14.61	14.11		
		Cumulative time (s)	174.20	157.43	140.85	123.83	107.05	91.31	75.64	59.47	43.91	28.72	14.11	3:26.87	
		Speed (m/s)	11.93	12.06	11.75	11.92	12.71	12.76	12.37	12.85	13.17	13.69	14.17	12.57	
		Stride length (m)	6.05	6.03	5.94	6.06	6.28	6.31	6.14	6.25	6.30	6.38	6.53	6.19	
		Stride duration (s)	0.507	0.500	0.505	0.509	0.495	0.494	0.496	0.486	0.479	0.466	0.461	0.492	
		Stride efficiency (%)	57.24	56.90	55.10	57.46	61.71	62.21	58.90	61.04	62.08	63.54	66.70	59.78	
		Stride count	33.05	33.15	33.68	32.98	31.83	31.70	32.58	32.00	31.73	31.36	30.61	420.37	

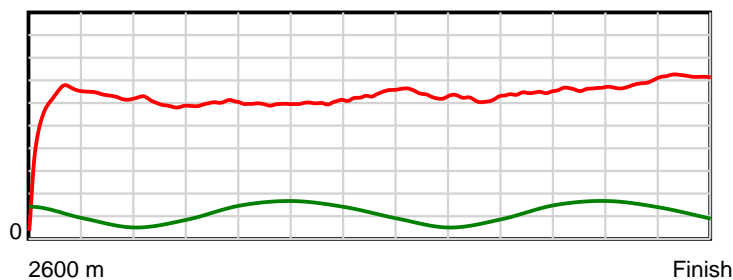
10 m Stride length



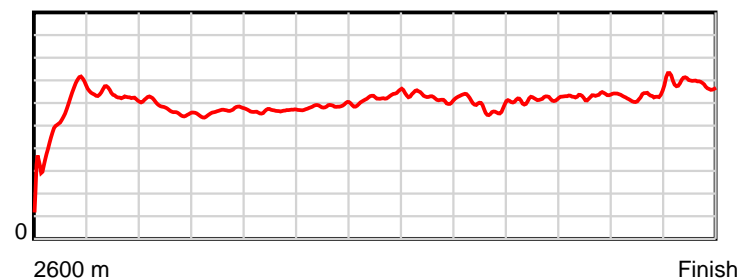
0.5 s Stride duration



20 m/sec Speed



100 % Stride efficiency



Note: Horizontal distance axis grid lines are 200m furlongs.

Disclaimer.

HRNZ and NZMTC and Thoroughbred Ratings Pty Ltd accepts no responsibility for the completeness or accuracy of any of the information contained herein, and makes no representations about its suitability for any particular purpose. Users should make their own judgements about those matters and/or seek independent advice. You assume all risks associated with use of the data provided on this page.



Race Results



July 16, 2023, Race 8, HADFIELD FEEDS / FEEDBARN HANDICAP TROT, Distance 2600m, Addington - Survey 3200m

Result	TAB no.	Horse (Barrier)	2600 to	2400m to
5th	9	Magnifique Dim... (9)	2400m	2200m
		Position in running (margin)	-	7(10.7)
		Sectional time (s)	18.52	15.95
		Cumulative time (s)	206.99	188.47
		Speed (m/s)	10.80	12.54
		Stride length (m)	5.28	5.74
		Stride duration (s)	0.461	0.458
		Stride efficiency (%)	43.51	51.51
		Stride count	37.90	34.84

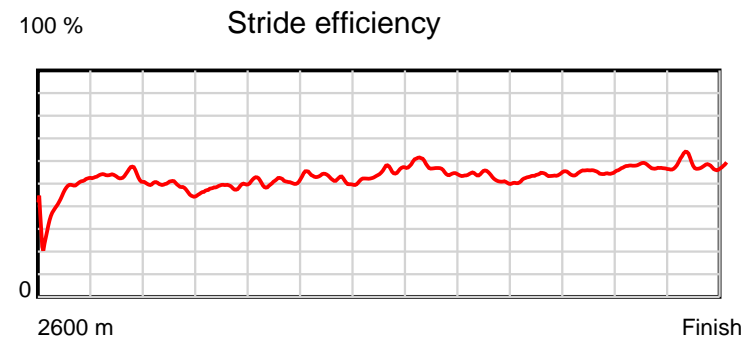
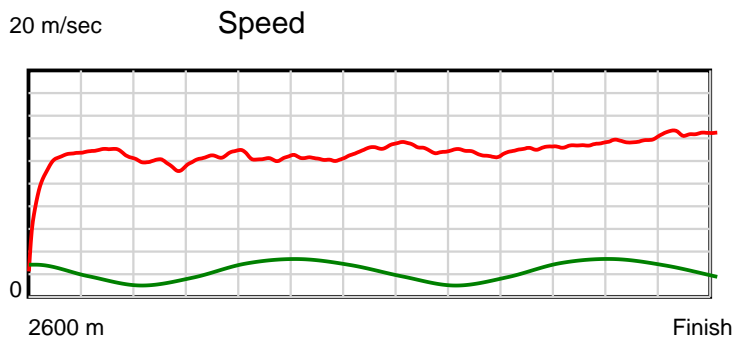
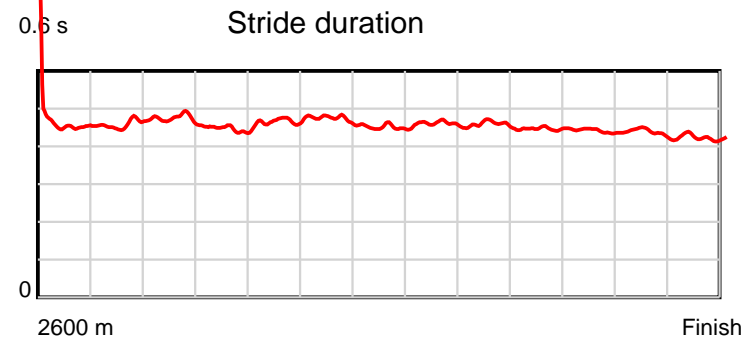
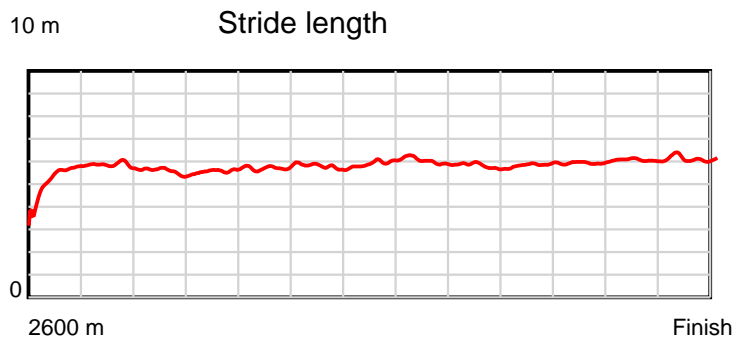
Disclaimer.

HRNZ and NZMTC and Thoroughbred Ratings Pty Ltd accepts no responsibility for the completeness or accuracy of any of the information contained herein, and makes no representations about its suitability for any particular purpose. Users should make their own judgements about those matters and/or seek independent advice. You assume all risks associated with use of the data provided on this page.

Race Results

July 16, 2023, Race 8, HADFIELD FEEDS / FEEDBARN HANDICAP TROT, Distance 2600m, Addington - Survey 3200m

Result	TAB no.	Horse (Barrier)	2200m to	2000m to	1800m to	1600m to	1400m to	1200m to	1000m to	800m to	600m to	400m to	200m to	Total or	Margin
5th	9	Magnifique Dim... (9)	2000m	1800m	1600m	1400m	1200m	1000m	800m	600m	400m	200m	WP	Average	
		Position in running (margin)	7(12.7)	7(14.8)	7(11.8)	7(9.9)	7(9.1)	8(6.8)	7(7.4)	7(6.9)	6(4.6)	6(4.1)	6(5.6)		0.70
		Sectional time (s)	17.22	16.05	16.68	16.68	15.19	15.53	16.08	15.24	15.24	14.72	13.89		
		Cumulative time (s)	172.52	155.30	139.25	122.57	105.89	90.70	75.17	59.09	43.85	28.61	13.89	3:26.99	
		Speed (m/s)	11.61	12.46	11.99	11.99	13.17	12.88	12.44	13.12	13.12	13.59	14.40	12.56	
		Stride length (m)	5.51	5.57	5.59	5.67	5.93	5.94	5.69	5.86	5.78	5.92	6.10	5.73	
		Stride duration (s)	0.474	0.447	0.466	0.473	0.451	0.461	0.458	0.447	0.441	0.436	0.424	0.456	
		Stride efficiency (%)	47.48	48.46	48.83	50.30	55.02	55.09	50.66	53.68	52.28	54.79	58.14	51.31	
		Stride count	36.28	35.92	35.78	35.25	33.70	33.68	35.13	34.12	34.58	33.78	32.79	453.75	



Note: Horizontal distance axis grid lines are 200m furlongs.

Disclaimer.

HRNZ and NZMTC and Thoroughbred Ratings Pty Ltd accepts no responsibility for the completeness or accuracy of any of the information contained herein, and makes no representations about its suitability for any particular purpose. Users should make their own judgements about those matters and/or seek independent advice. You assume all risks associated with use of the data provided on this page.



Race Results



July 16, 2023, Race 8, HADFIELD FEEDS / FEEDBARN HANDICAP TROT, Distance 2600m, Addington - Survey 3200m

Result	TAB no.	Horse (Barrier)	2600 to	2400m to
6th	2	Call This Fun (2)	2400m	2200m
		Position in running (margin)	-	6(9.3)
		Sectional time (s)	18.33	16.17
		Cumulative time (s)	207.11	188.78
		Speed (m/s)	10.91	12.37
		Stride length (m)	5.19	5.87
		Stride duration (s)	0.459	0.474
		Stride efficiency (%)	42.09	53.84
		Stride count	38.54	34.07

Disclaimer.

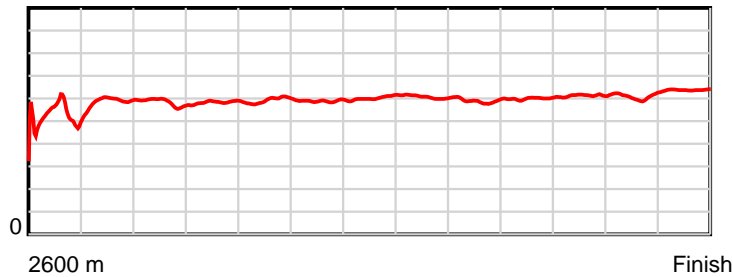
HRNZ and NZMTC and Thoroughbred Ratings Pty Ltd accepts no responsibility for the completeness or accuracy of any of the information contained herein, and makes no representations about its suitability for any particular purpose. Users should make their own judgements about those matters and/or seek independent advice. You assume all risks associated with use of the data provided on this page.

Race Results

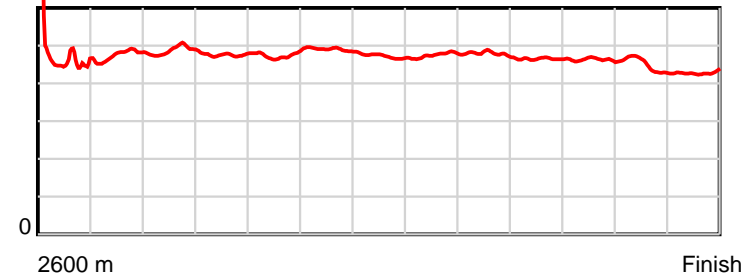
July 16, 2023, Race 8, HADFIELD FEEDS / FEEDBARN HANDICAP TROT, Distance 2600m, Addington - Survey 3200m

Result	TAB no.	Horse (Barrier)	2200m to	2000m to	1800m to	1600m to	1400m to	1200m to	1000m to	800m to	600m to	400m to	200m to	Total or	Margin
6th	2	Call This Fun (2)	2000m	1800m	1600m	1400m	1200m	1000m	800m	600m	400m	200m	WP	Average	
		Position in running (margin)	6(12.5)	6(12.5)	6(10.8)	5(6.0)	5(6.1)	7(6.8)	8(7.8)	8(8.4)	9(7.8)	9(7.2)	8(8.7)		0.70
		Sectional time (s)	16.88	16.26	16.19	16.84	15.67	15.61	16.26	15.52	15.22	14.73	13.43		
		Cumulative time (s)	172.61	155.73	139.47	123.28	106.44	90.77	75.16	58.90	43.38	28.16	13.43	3:27.11	
		Speed (m/s)	11.85	12.30	12.35	11.88	12.76	12.81	12.30	12.89	13.14	13.58	14.89	12.55	
		Stride length (m)	5.77	5.85	5.86	5.83	6.02	6.08	5.89	5.99	6.08	6.09	6.38	5.90	
		Stride duration (s)	0.487	0.475	0.475	0.490	0.472	0.475	0.479	0.465	0.463	0.449	0.429	0.470	
		Stride efficiency (%)	52.09	53.44	53.69	53.03	56.71	57.79	54.25	56.07	57.76	58.03	63.69	54.47	
		Stride count	34.64	34.20	34.12	34.33	33.20	32.89	33.94	33.39	32.90	32.82	31.33	440.37	

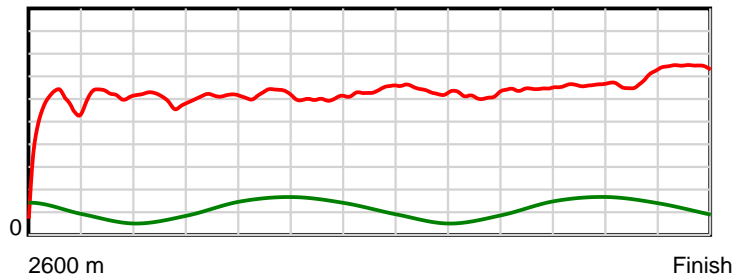
10 m Stride length



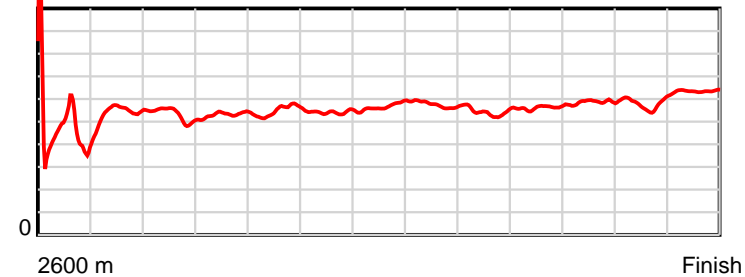
0.6 s Stride duration



20 m/sec Speed



100 % Stride efficiency



Note: Horizontal distance axis grid lines are 200m furlongs.

Disclaimer.

HRNZ and NZMTC and Thoroughbred Ratings Pty Ltd accepts no responsibility for the completeness or accuracy of any of the information contained herein, and makes no representations about its suitability for any particular purpose. Users should make their own judgements about those matters and/or seek independent advice. You assume all risks associated with use of the data provided on this page.



Race Results



July 16, 2023, Race 8, HADFIELD FEEDS / FEEDBARN HANDICAP TROT, Distance 2600m, Addington - Survey 3200m

Result	TAB no.	Horse (Barrier)	2600 to	2400m to
7th	11	DD's Super Stu... (11)	2400m	2200m
		Position in running (margin)	-	11(24.4)
		Sectional time (s)	20.64	15.56
		Cumulative time (s)	207.38	186.74
		Speed (m/s)	9.69	12.85
		Stride length (m)	5.50	6.07
		Stride duration (s)	0.491	0.473
		Stride efficiency (%)	47.25	57.63
		Stride count	36.37	32.93

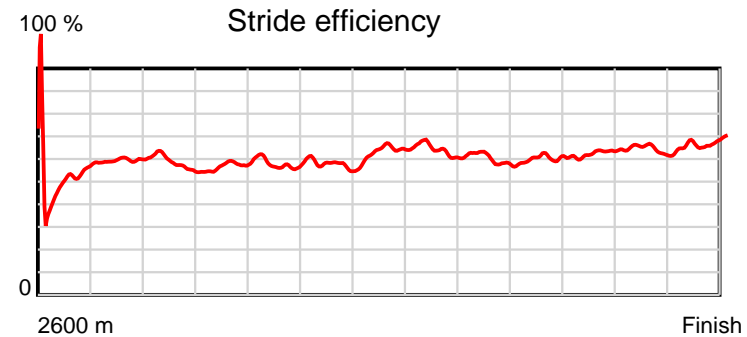
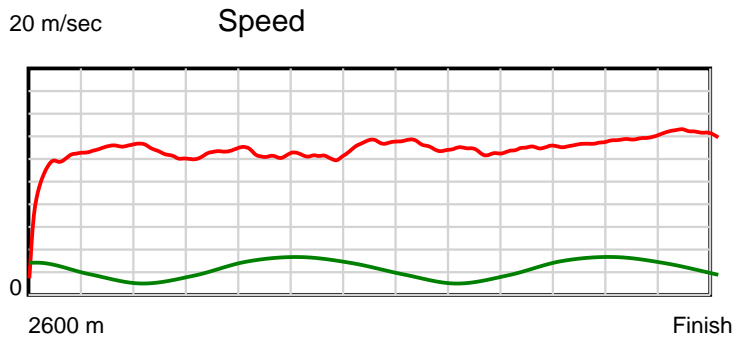
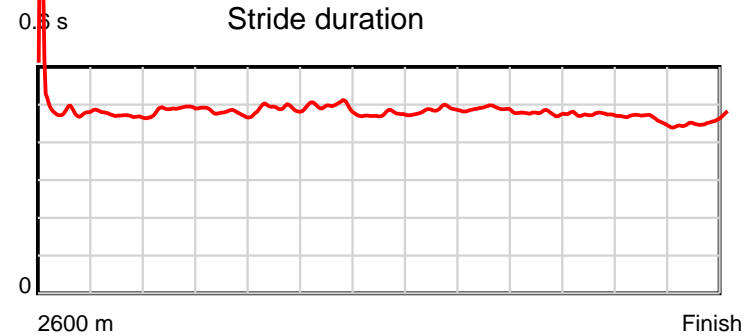
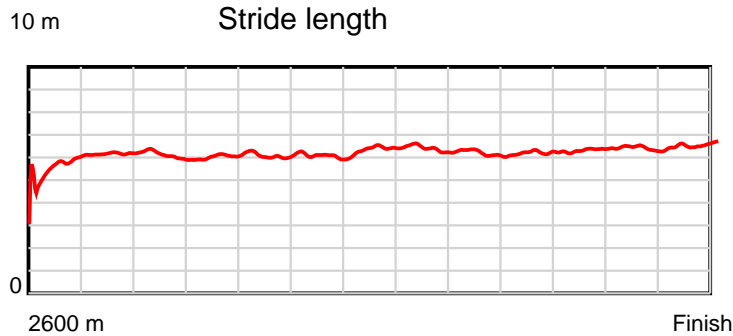
Disclaimer.

HRNZ and NZMTC and Thoroughbred Ratings Pty Ltd accepts no responsibility for the completeness or accuracy of any of the information contained herein, and makes no representations about its suitability for any particular purpose. Users should make their own judgements about those matters and/or seek independent advice. You assume all risks associated with use of the data provided on this page.

Race Results

July 16, 2023, Race 8, HADFIELD FEEDS / FEEDBARN HANDICAP TROT, Distance 2600m, Addington - Survey 3200m

Result	TAB no.	Horse (Barrier)	2200m to	2000m to	1800m to	1600m to	1400m to	1200m to	1000m to	800m to	600m to	400m to	200m to	Total or	Margin
7th	11	DD's Super Stu... (11)	2000m	1800m	1600m	1400m	1200m	1000m	800m	600m	400m	200m	WP	Average	
		Position in running (margin)	11(24.0)	11(20.7)	10(16.8)	10(14.2)	11(13.5)	9(9.2)	9(9.8)	9(9.1)	8(6.7)	8(6.8)	7(7.8)		1.50
		Sectional time (s)	16.33	15.90	16.55	16.70	14.86	15.52	16.06	15.23	15.33	14.64	14.06		
		Cumulative time (s)	171.18	154.85	138.95	122.40	105.70	90.84	75.32	59.26	44.03	28.70	14.06	3:27.38	
		Speed (m/s)	12.25	12.58	12.08	11.98	13.46	12.89	12.45	13.13	13.05	13.66	14.22	12.54	
		Stride length (m)	5.98	6.03	5.94	5.94	6.38	6.26	6.09	6.27	6.17	6.28	6.51	6.10	
		Stride duration (s)	0.488	0.479	0.491	0.496	0.474	0.486	0.489	0.477	0.473	0.460	0.458	0.486	
		Stride efficiency (%)	55.82	56.77	55.09	55.06	63.61	61.31	57.89	61.47	59.50	61.72	66.22	58.13	
		Stride count	33.46	33.18	33.69	33.69	31.35	31.93	32.86	31.89	32.41	31.82	30.72	426.30	



Note: Horizontal distance axis grid lines are 200m furlongs.

Disclaimer.

HRNZ and NZMTC and Thoroughbred Ratings Pty Ltd accepts no responsibility for the completeness or accuracy of any of the information contained herein, and makes no representations about its suitability for any particular purpose. Users should make their own judgements about those matters and/or seek independent advice. You assume all risks associated with use of the data provided on this page.



Race Results



July 16, 2023, Race 8, HADFIELD FEEDS / FEEDBARN HANDICAP TROT, Distance 2600m, Addington - Survey 3200m

Result	TAB no.	Horse (Barrier)	2600 to 2400m	2400m to 2200m
8th	10	Curator (10)		
		Position in running (margin)	-	8(19.5)
		Sectional time (s)	19.91	15.40
		Cumulative time (s)	207.87	187.96
		Speed (m/s)	10.05	12.99
		Stride length (m)	5.09	5.76
		Stride duration (s)	0.443	0.444
		Stride efficiency (%)	40.46	51.89
		Stride count	39.30	34.71

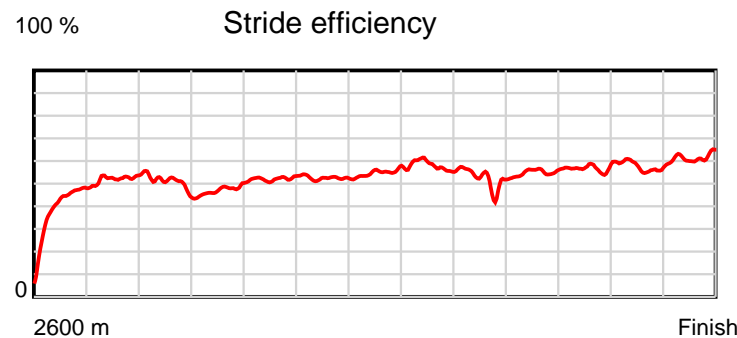
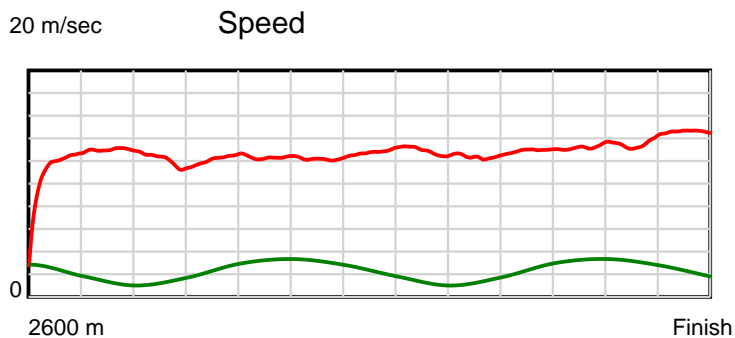
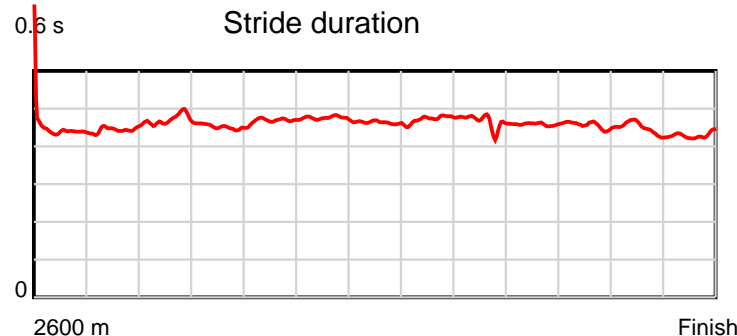
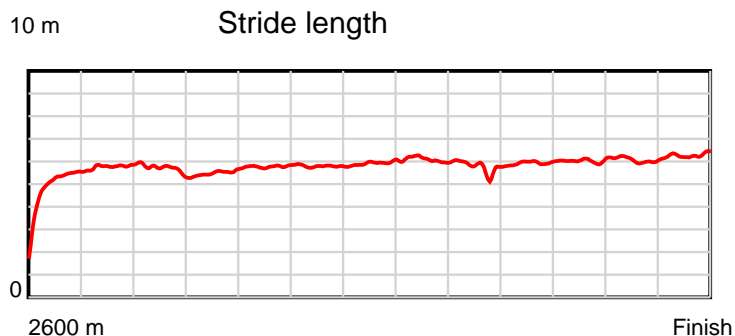
Disclaimer.

HRNZ and NZMTC and Thoroughbred Ratings Pty Ltd accepts no responsibility for the completeness or accuracy of any of the information contained herein, and makes no representations about its suitability for any particular purpose. Users should make their own judgements about those matters and/or seek independent advice. You assume all risks associated with use of the data provided on this page.

Race Results

July 16, 2023, Race 8, HADFIELD FEEDS / FEEDBARN HANDICAP TROT, Distance 2600m, Addington - Survey 3200m

Result	TAB no.	Horse (Barrier)	2200m to	2000m to	1800m to	1600m to	1400m to	1200m to	1000m to	800m to	600m to	400m to	200m to	Total or	Margin
8th	10	Curator (10)	2000m	1800m	1600m	1400m	1200m	1000m	800m	600m	400m	200m	WP	Average	
		Position in running (margin)	8(18.1)	8(17.7)	9(16.3)	9(12.5)	8(10.3)	10(10.6)	10(11.1)	10(11.2)	11(10.0)	11(9.2)	10(11.8)		2.70
		Sectional time (s)	16.80	16.31	16.37	16.46	15.60	15.52	16.17	15.43	15.19	14.91	13.80		
		Cumulative time (s)	172.56	155.76	139.45	123.08	106.62	91.02	75.50	59.33	43.90	28.71	13.80	3:27.87	
		Speed (m/s)	11.90	12.26	12.22	12.15	12.82	12.89	12.37	12.96	13.17	13.41	14.49	12.51	
		Stride length (m)	5.61	5.54	5.73	5.78	5.94	6.08	5.75	5.94	6.00	5.99	6.26	5.79	
		Stride duration (s)	0.471	0.451	0.469	0.475	0.463	0.472	0.465	0.458	0.455	0.447	0.432	0.463	
		Stride efficiency (%)	49.21	47.89	51.27	52.14	55.06	57.75	51.61	55.19	56.17	56.16	61.20	52.39	
		Stride count	35.64	36.13	34.92	34.62	33.69	32.90	34.80	33.65	33.36	33.36	31.96	449.04	



Note: Horizontal distance axis grid lines are 200m furlongs.

Disclaimer.

HRNZ and NZMTC and Thoroughbred Ratings Pty Ltd accepts no responsibility for the completeness or accuracy of any of the information contained herein, and makes no representations about its suitability for any particular purpose. Users should make their own judgements about those matters and/or seek independent advice. You assume all risks associated with use of the data provided on this page.



Race Results



July 16, 2023, Race 8, HADFIELD FEEDS / FEEDBARN HANDICAP TROT, Distance 2600m, Addington - Survey 3200m

Result	TAB no.	Horse (Barrier)	2600 to	2400m to
9th	6	Love Potion (6)	2400m	2200m
		Position in running (margin)	-	9(22.8)
		Sectional time (s)	20.64	15.39
		Cumulative time (s)	208.12	187.48
		Speed (m/s)	9.69	13.00
		Stride length (m)	4.70	6.31
		Stride duration (s)	0.477	0.485
		Stride efficiency (%)	34.52	62.16
		Stride count	42.56	31.71

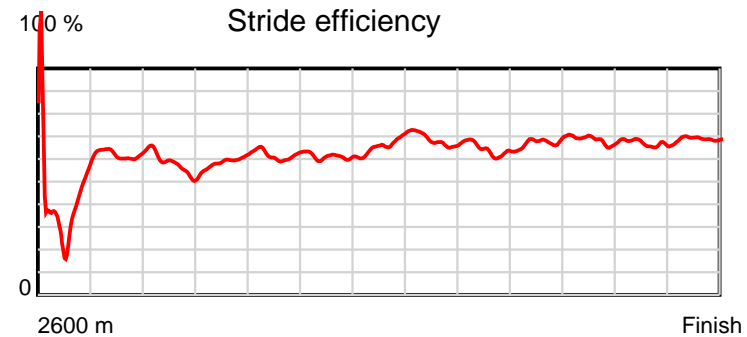
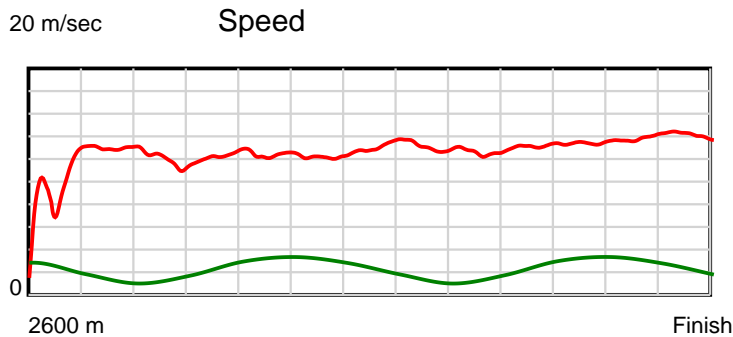
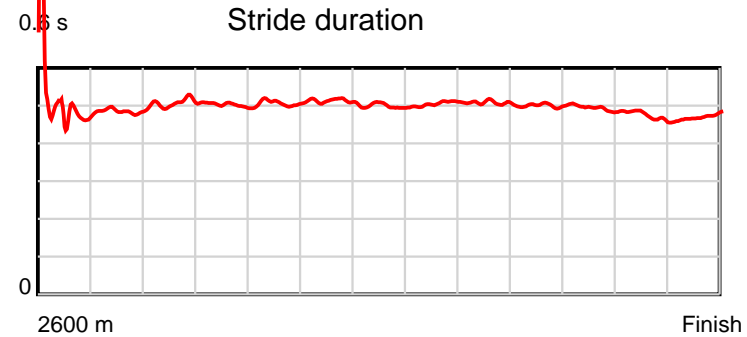
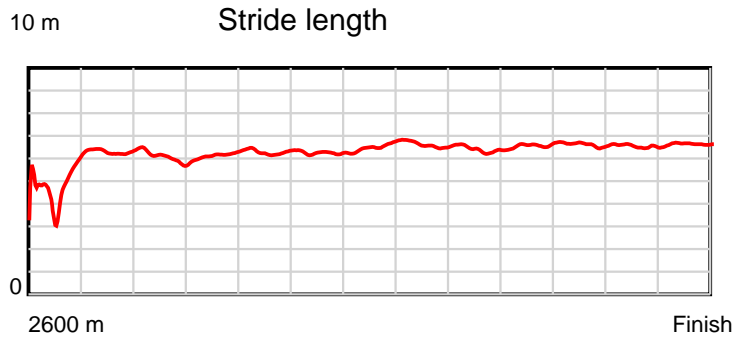
Disclaimer.

HRNZ and NZMTC and Thoroughbred Ratings Pty Ltd accepts no responsibility for the completeness or accuracy of any of the information contained herein, and makes no representations about its suitability for any particular purpose. Users should make their own judgements about those matters and/or seek independent advice. You assume all risks associated with use of the data provided on this page.

Race Results

July 16, 2023, Race 8, HADFIELD FEEDS / FEEDBARN HANDICAP TROT, Distance 2600m, Addington - Survey 3200m

Result	TAB no.	Horse (Barrier)	2200m to	2000m to	1800m to	1600m to	1400m to	1200m to	1000m to	800m to	600m to	400m to	200m to	Total or	Margin
9th	6	Love Potion (6)	2000m	1800m	1600m	1400m	1200m	1000m	800m	600m	400m	200m	WP	Average	
		Position in running (margin)	10(21.4)	10(20.7)	11(19.3)	11(15.3)	10(12.6)	11(11.6)	11(11.7)	11(11.3)	10(8.8)	10(8.4)	9(9.9)		1.40
		Sectional time (s)	16.76	16.32	16.32	16.39	15.38	15.46	16.09	15.22	15.25	14.72	14.18		
		Cumulative time (s)	172.09	155.33	139.01	122.69	106.30	90.92	75.46	59.37	44.15	28.90	14.18	3:28.12	
		Speed (m/s)	11.93	12.25	12.25	12.20	13.00	12.94	12.43	13.14	13.11	13.59	14.10	12.49	
		Stride length (m)	6.05	6.17	6.20	6.26	6.49	6.54	6.30	6.57	6.47	6.41	6.65	6.19	
		Stride duration (s)	0.507	0.503	0.506	0.513	0.499	0.505	0.507	0.500	0.493	0.472	0.472	0.496	
		Stride efficiency (%)	57.24	59.41	60.03	61.31	65.75	66.75	62.07	67.46	65.33	64.13	69.18	59.95	
		Stride count	33.04	32.44	32.27	31.93	30.83	30.60	31.73	30.44	30.93	31.22	30.06	419.76	



Note: Horizontal distance axis grid lines are 200m furlongs.

Disclaimer.

HRNZ and NZMTC and Thoroughbred Ratings Pty Ltd accepts no responsibility for the completeness or accuracy of any of the information contained herein, and makes no representations about its suitability for any particular purpose. Users should make their own judgements about those matters and/or seek independent advice. You assume all risks associated with use of the data provided on this page.



Race Results



July 16, 2023, Race 8, HADFIELD FEEDS / FEEDBARN HANDICAP TROT, Distance 2600m, Addington - Survey 3200m

Result	TAB no.	Horse (Barrier)	2600 to	2400m to
10th	8	Quik Barbie (8)	2400m	2200m
		Position in running (margin)	-	5(7.4)
		Sectional time (s)	17.87	16.13
		Cumulative time (s)	208.92	191.05
		Speed (m/s)	11.19	12.40
		Stride length (m)	1152.46	9.61
		Stride duration (s)	100.429	0.775
		Stride efficiency (%)	2075453.38	144.44
		Stride count	0.17	20.80

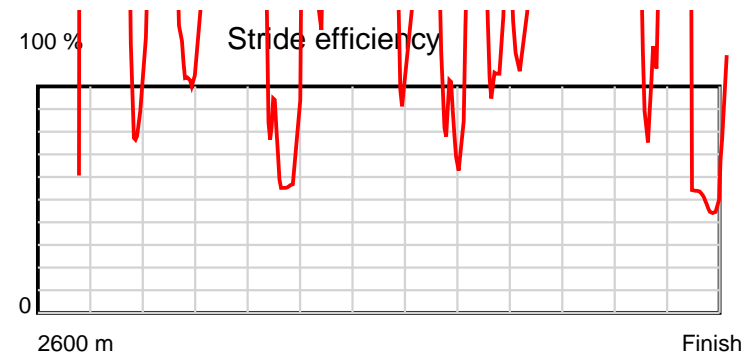
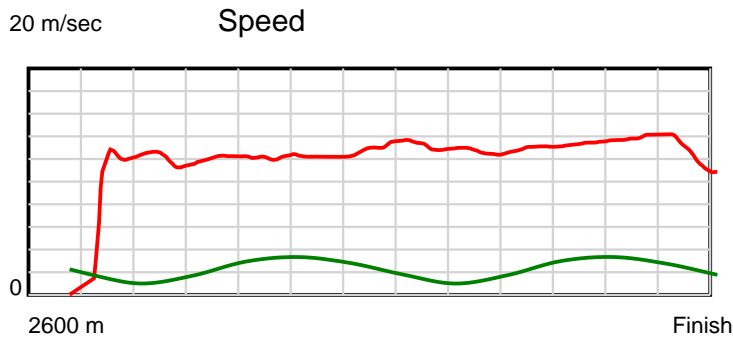
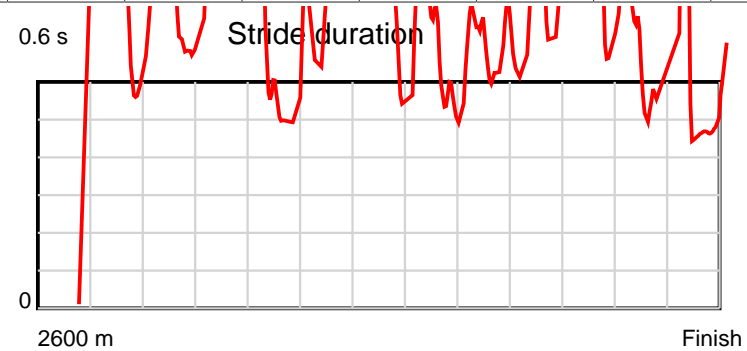
Disclaimer.

HRNZ and NZMTC and Thoroughbred Ratings Pty Ltd accepts no responsibility for the completeness or accuracy of any of the information contained herein, and makes no representations about its suitability for any particular purpose. Users should make their own judgements about those matters and/or seek independent advice. You assume all risks associated with use of the data provided on this page.

Race Results

July 16, 2023, Race 8, HADFIELD FEEDS / FEEDBARN HANDICAP TROT, Distance 2600m, Addington - Survey 3200m

Result	TAB no.	Horse (Barrier)	2200m to	2000m to	1800m to	1600m to	1400m to	1200m to	1000m to	800m to	600m to	400m to	200m to	Total or	Margin
10th	8	Quik Barbie (8)	2000m	1800m	1600m	1400m	1200m	1000m	800m	600m	400m	200m	WP	Average	
		Position in running (margin)	5(10.4)	5(10.3)	5(8.9)	6(8.1)	6(7.5)	6(5.0)	5(5.5)	5(4.8)	4(2.9)	4(2.9)	4(3.3)		4.40
		Sectional time (s)	16.85	16.31	16.86	16.72	15.14	15.53	16.05	15.30	15.33	14.53	16.30		
		Cumulative time (s)	174.92	158.07	141.76	124.90	108.18	93.04	77.51	61.46	46.16	30.83	16.30	3:28.92	
		Speed (m/s)	11.87	12.26	11.86	11.96	13.21	12.88	12.46	13.07	13.05	13.76	12.27	12.45	
		Stride length (m)	8.41	12.68	7.58	11.51	9.90	7.06	7.41	9.79	9.12	6.80	6.01	9.13	
		Stride duration (s)	0.708	1.034	0.639	0.962	0.749	0.549	0.595	0.749	0.699	0.494	0.490	0.733	
		Stride efficiency (%)	110.44	251.26	89.75	206.90	153.02	77.95	85.89	149.79	129.86	72.31	56.47	130.19	
		Stride count	23.79	15.77	26.39	17.38	20.21	28.32	26.98	20.43	21.94	29.40	33.27	284.85	



Note: Horizontal distance axis grid lines are 200m furlongs.

Disclaimer.

HRNZ and NZMTC and Thoroughbred Ratings Pty Ltd accepts no responsibility for the completeness or accuracy of any of the information contained herein, and makes no representations about its suitability for any particular purpose. Users should make their own judgements about those matters and/or seek independent advice. You assume all risks associated with use of the data provided on this page.



Race Results



July 16, 2023, Race 8, HADFIELD FEEDS / FEEDBARN HANDICAP TROT, Distance 2600m, Addington - Survey 3200m

Result	TAB no.	Horse (Barrier)	2600 to	2400m to
11th	3	Tedesco (3)	2400m	2200m
		Position in running (margin)	-	3(2.9)
		Sectional time (s)	17.32	16.08
		Cumulative time (s)	211.08	193.76
		Speed (m/s)	11.55	12.44
		Stride length (m)	5.21	5.63
		Stride duration (s)	0.438	0.453
		Stride efficiency (%)	42.49	49.54
		Stride count	38.35	35.52

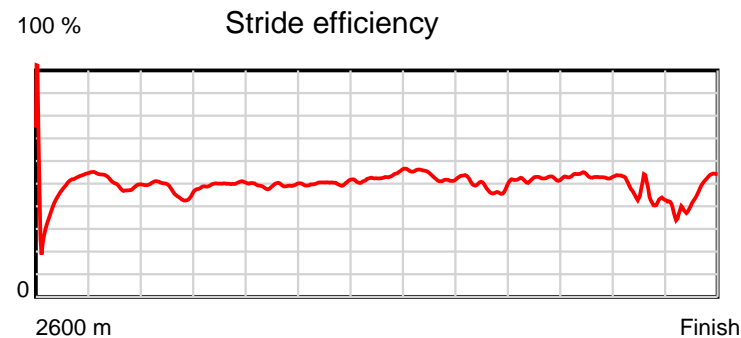
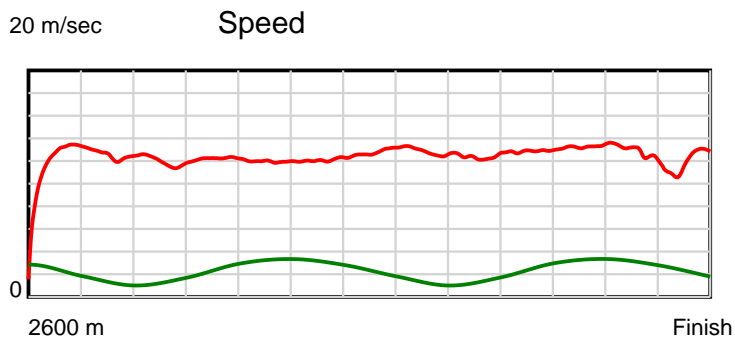
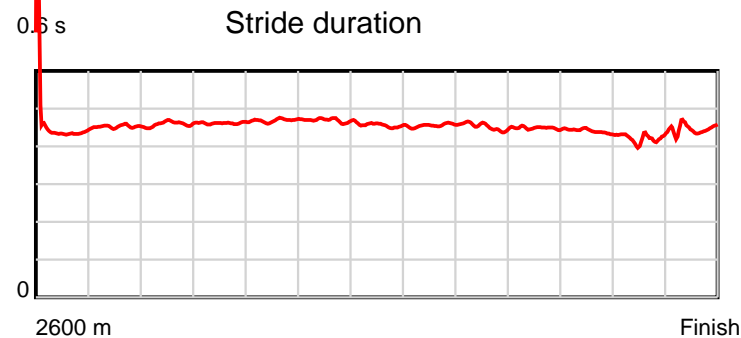
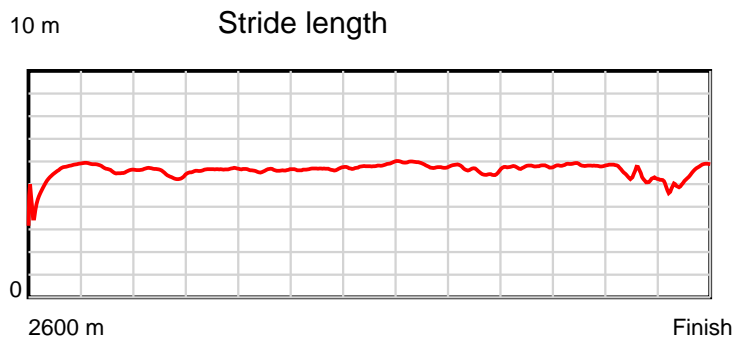
Disclaimer.

HRNZ and NZMTC and Thoroughbred Ratings Pty Ltd accepts no responsibility for the completeness or accuracy of any of the information contained herein, and makes no representations about its suitability for any particular purpose. Users should make their own judgements about those matters and/or seek independent advice. You assume all risks associated with use of the data provided on this page.

Race Results

July 16, 2023, Race 8, HADFIELD FEEDS / FEEDBARN HANDICAP TROT, Distance 2600m, Addington - Survey 3200m

Result	TAB no.	Horse (Barrier)	2200m to	2000m to	1800m to	1600m to	1400m to	1200m to	1000m to	800m to	600m to	400m to	200m to	Total or	Margin
11th	3	Tedesco (3)	2000m	1800m	1600m	1400m	1200m	1000m	800m	600m	400m	200m	WP	Average	
		Position in running (margin)	3(5.6)	3(5.6)	3(4.8)	3(4.5)	3(3.7)	5(4.6)	6(6.0)	6(6.5)	7(6.0)	7(5.5)	11(12.7)		12.00
		Sectional time (s)	16.87	16.42	16.93	16.70	15.70	15.67	16.25	15.54	15.23	15.69	16.68		
		Cumulative time (s)	177.68	160.81	144.39	127.46	110.76	95.06	79.39	63.14	47.60	32.37	16.68	3:31.08	
		Speed (m/s)	11.86	12.18	11.81	11.98	12.74	12.76	12.31	12.87	13.13	12.75	11.99	12.32	
		Stride length (m)	5.45	5.62	5.54	5.62	5.81	5.81	5.57	5.77	5.77	5.35	5.33	5.57	
		Stride duration (s)	0.459	0.461	0.469	0.469	0.456	0.455	0.452	0.449	0.440	0.420	0.444	0.452	
		Stride efficiency (%)	46.37	49.35	48.02	49.37	52.69	52.76	48.42	52.06	52.08	44.73	44.34	48.47	
		Stride count	36.72	35.59	36.08	35.58	34.44	34.42	35.93	34.65	34.64	37.38	37.55	466.85	



Note: Horizontal distance axis grid lines are 200m furlongs.

Disclaimer.

HRNZ and NZMTC and Thoroughbred Ratings Pty Ltd accepts no responsibility for the completeness or accuracy of any of the information contained herein, and makes no representations about its suitability for any particular purpose. Users should make their own judgements about those matters and/or seek independent advice. You assume all risks associated with use of the data provided on this page.