



Race Results

NZ Metropolitan Trotting Club Inc, HRNZ, July 21, 2023

Compilation date: July 21, 2023, 6:13:46 PM (NZST)

Copyright © 2023 HRNZ and NZMTC. All rights reserved.

Trademarks.

StrideMASTER is a registered trademark of Thoroughbred Ratings Pty Ltd.

Disclaimer.

HRNZ and NZMTC and Thoroughbred Ratings Pty Ltd accepts no responsibility for the completeness or accuracy of any of the information contained herein, and makes no representations about its suitability for any particular purpose. Users should make their own judgements about those matters and/or seek independent advice. You assume all risks associated with use of the data provided on this page.



Race Results



July 21, 2023, Race 2, THE CHOP A NICK SYNDICATE ON TOUR TROT, Distance 2600m, Addington - Survey 3200m

Result	TAB no.	Horse (Barrier)	2600 to	2400m to
1st	9	Head Em Up (0)	2400m	2200m
		Position in running (margin)	-	8(20.9)
		Sectional time (s)	21.39	16.08
		Cumulative time (s)	208.33	186.94
		Speed (m/s)	9.35	12.44
		Stride length (m)	4.53	5.92
		Stride duration (s)	0.447	0.476
		Stride efficiency (%)	32.08	54.70
		Stride count	44.14	33.80

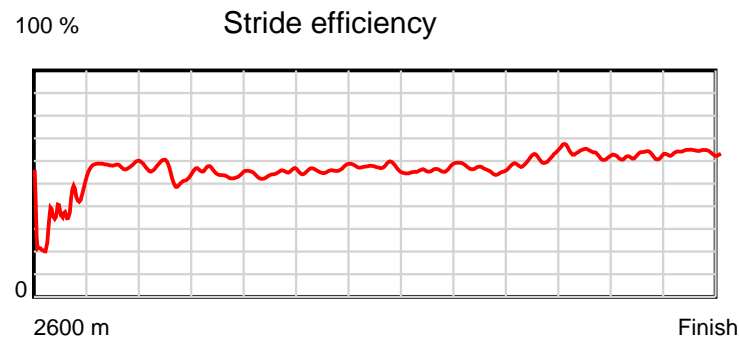
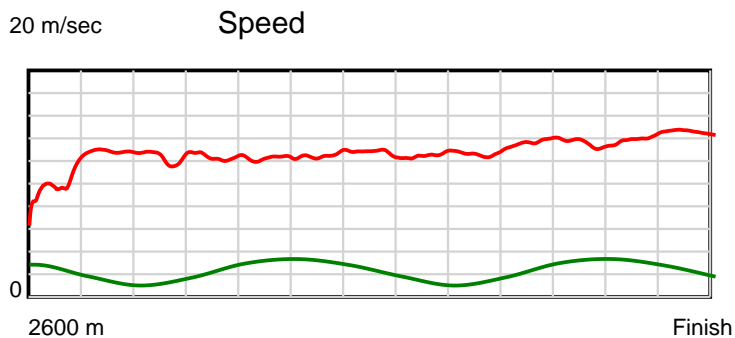
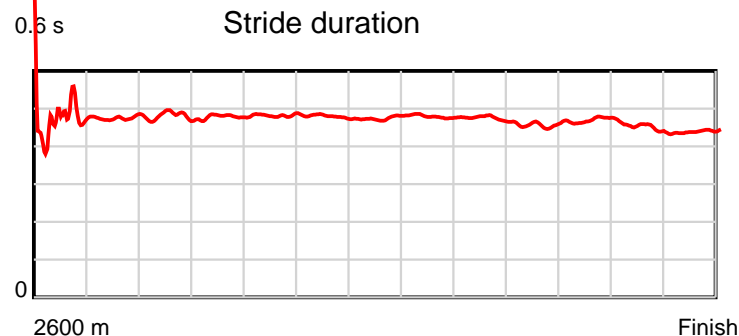
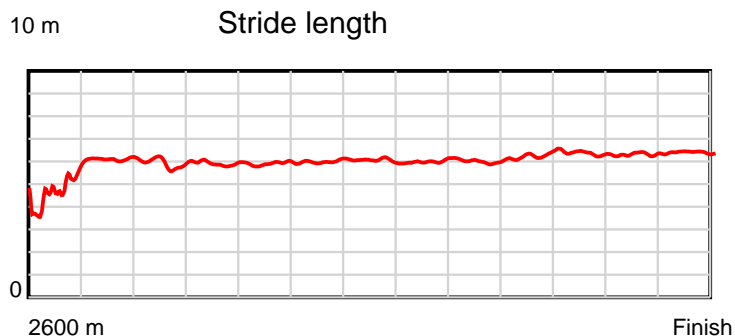
Disclaimer.

HRNZ and NZMTC and Thoroughbred Ratings Pty Ltd accepts no responsibility for the completeness or accuracy of any of the information contained herein, and makes no representations about its suitability for any particular purpose. Users should make their own judgements about those matters and/or seek independent advice. You assume all risks associated with use of the data provided on this page.

Race Results

July 21, 2023, Race 2, THE CHOP A NICK SYNDICATE ON TOUR TROT, Distance 2600m, Addington - Survey 3200m

Result	TAB no.	Horse (Barrier)	2200m to	2000m to	1800m to	1600m to	1400m to	1200m to	1000m to	800m to	600m to	400m to	200m to	Total or	Margin
1st	9	Head Em Up (0)	2000m	1800m	1600m	1400m	1200m	1000m	800m	600m	400m	200m	WP	Average	
		Position in running (margin)	8(16.4)	8(13.6)	7(12.9)	7(13.7)	6(11.5)	5(7.7)	4(5.7)	4(3.9)	4(3.1)	4(4.5)	3(2.4)		0.00
		Sectional time (s)	16.59	16.16	16.42	16.01	15.66	16.34	16.07	14.54	15.00	14.38	13.69		
		Cumulative time (s)	170.86	154.27	138.11	121.69	105.68	90.02	73.68	57.61	43.07	28.07	13.69	3:28.33	
		Speed (m/s)	12.06	12.38	12.18	12.49	12.77	12.24	12.45	13.76	13.33	13.91	14.61	12.48	
		Stride length (m)	5.78	5.92	5.88	5.99	6.06	5.86	5.90	6.29	6.26	6.24	6.43	5.89	
		Stride duration (s)	0.480	0.478	0.482	0.479	0.475	0.479	0.474	0.457	0.470	0.449	0.440	0.472	
		Stride efficiency (%)	52.28	54.79	53.97	55.98	57.40	53.68	54.47	61.86	61.24	60.86	64.58	54.16	
		Stride count	34.58	33.78	34.03	33.41	33.00	34.12	33.88	31.79	31.95	32.05	31.11	441.64	



Note: Horizontal distance axis grid lines are 200m furlongs.

Disclaimer.

HRNZ and NZMTC and Thoroughbred Ratings Pty Ltd accepts no responsibility for the completeness or accuracy of any of the information contained herein, and makes no representations about its suitability for any particular purpose. Users should make their own judgements about those matters and/or seek independent advice. You assume all risks associated with use of the data provided on this page.



Race Results



July 21, 2023, Race 2, THE CHOP A NICK SYNDICATE ON TOUR TROT, Distance 2600m, Addington - Survey 3200m

Result	TAB no.	Horse (Barrier)	2600 to	2400m to
2nd	8	The River Boy (1)	2400m	2200m
		Position in running (margin)	-	5(8.7)
		Sectional time (s)	19.35	16.97
		Cumulative time (s)	208.53	189.18
		Speed (m/s)	10.33	11.79
		Stride length (m)	0.00	0.00
		Stride duration (s)	0.000	0.000
		Stride efficiency (%)	0.00	0.00
		Stride count	0.00	0.00

Disclaimer.



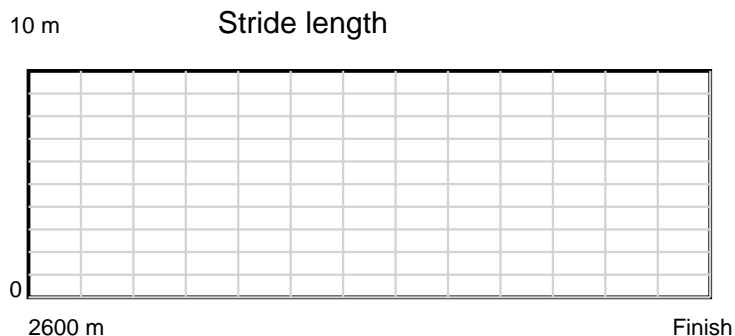
HRNZ and NZMTC and Thoroughbred Ratings Pty Ltd accepts no responsibility for the completeness or accuracy of any of the information contained herein, and makes no representations about its suitability for any particular purpose. Users should make their own judgements about those matters and/or seek independent advice. You assume all risks associated with use of the data provided on this page.



Race Results

July 21, 2023, Race 2, THE CHOP A NICK SYNDICATE ON TOUR TROT, Distance 2600m, Addington - Survey 3200m

Result	TAB no.	Horse (Barrier)	2200m to	2000m to	1800m to	1600m to	1400m to	1200m to	1000m to	800m to	600m to	400m to	200m to	Total or	Margin
2nd	8	The River Boy (1)	2000m	1800m	1600m	1400m	1200m	1000m	800m	600m	400m	200m	WP	Average	
		Position in running (margin)	5(9.6)	5(7.2)	1(0.0)	1(0.0)	1(0.0)	1(0.0)	1(0.0)	1(0.0)	1(0.0)	1(0.0)	1(0.0)		1.10
		Sectional time (s)	16.66	15.07	16.28	16.38	16.31	16.67	16.38	14.67	14.76	14.73	14.30		
		Cumulative time (s)	172.21	155.55	140.48	124.20	107.82	91.51	74.84	58.46	43.79	29.03	14.30	3:28.53	
		Speed (m/s)	12.00	13.27	12.29	12.21	12.26	12.00	12.21	13.63	13.55	13.58	13.99	12.47	
		Stride length (m)	0.00	0.00	0.00	0.00	0.00	0.00	0.00	0.00	0.00	0.00	0.00	nan	
		Stride duration (s)	0.000	0.000	0.000	0.000	0.000	0.000	0.000	0.000	0.000	0.000	0.000	nan	
		Stride efficiency (%)	0.00	0.00	0.00	0.00	0.00	0.00	0.00	0.00	0.00	0.00	0.00	nan	
		Stride count	0.00	0.00	0.00	0.00	0.00	0.00	0.00	0.00	0.00	0.00	0.00	0.00	



Note: Horizontal distance axis grid lines are 200m furlongs.

Disclaimer.

HRNZ and NZMTC and Thoroughbred Ratings Pty Ltd accepts no responsibility for the completeness or accuracy of any of the information contained herein, and makes no representations about its suitability for any particular purpose. Users should make their own judgements about those matters and/or seek independent advice. You assume all risks associated with use of the data provided on this page.



Race Results



July 21, 2023, Race 2, THE CHOP A NICK SYNDICATE ON TOUR TROT, Distance 2600m, Addington - Survey 3200m

Result	TAB no.	Horse (Barrier)	2600 to	2400m to
3rd	2	Opawa Peak (5)	2400m	2200m
		Position in running (margin)	-	4(3.9)
		Sectional time (s)	18.62	16.96
		Cumulative time (s)	208.74	190.12
		Speed (m/s)	10.74	11.79
		Stride length (m)	5.53	5.93
		Stride duration (s)	0.493	0.503
		Stride efficiency (%)	47.81	54.86
		Stride count	36.16	33.75

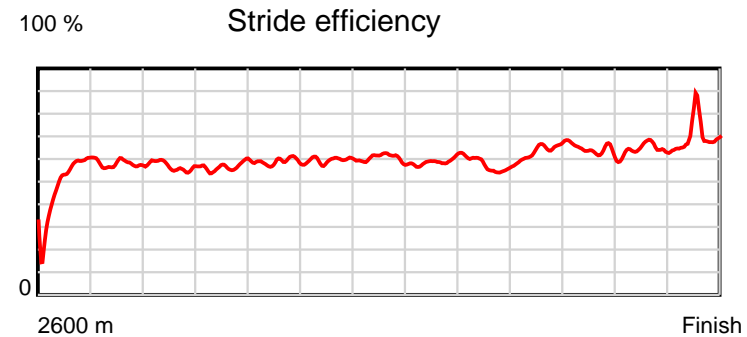
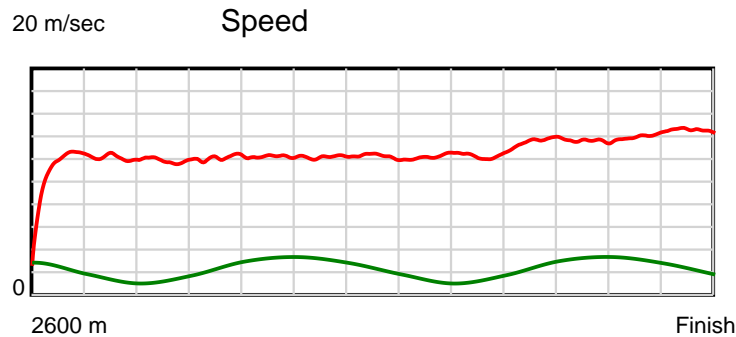
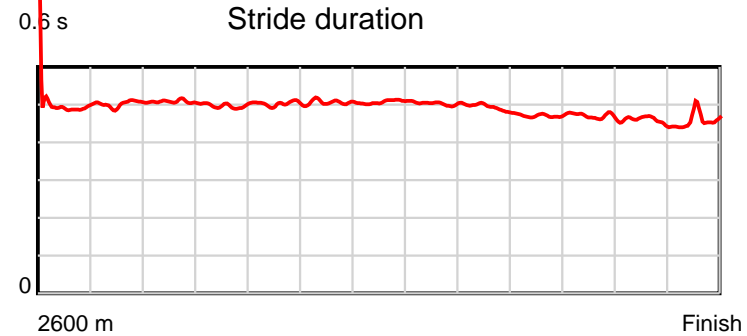
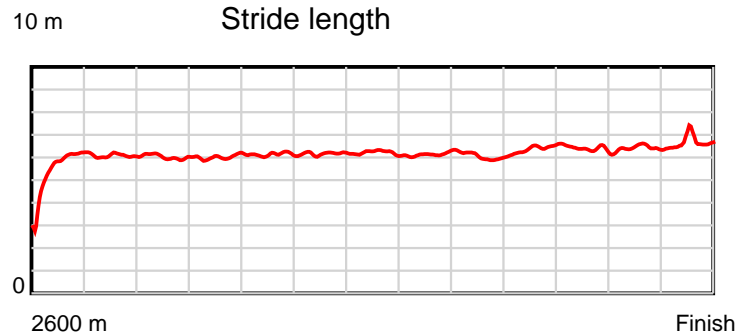
Disclaimer.

HRNZ and NZMTC and Thoroughbred Ratings Pty Ltd accepts no responsibility for the completeness or accuracy of any of the information contained herein, and makes no representations about its suitability for any particular purpose. Users should make their own judgements about those matters and/or seek independent advice. You assume all risks associated with use of the data provided on this page.

Race Results

July 21, 2023, Race 2, THE CHOP A NICK SYNDICATE ON TOUR TROT, Distance 2600m, Addington - Survey 3200m

Result	TAB no.	Horse (Barrier)	2200m to	2000m to	1800m to	1600m to	1400m to	1200m to	1000m to	800m to	600m to	400m to	200m to	Total or	Margin
3rd	2	Opawa Peak (5)	2000m	1800m	1600m	1400m	1200m	1000m	800m	600m	400m	200m	WP	Average	
		Position in running (margin)	3(4.8)	3(4.8)	4(6.4)	4(6.9)	4(7.2)	4(6.9)	5(6.0)	7(6.4)	6(6.1)	6(6.2)	6(4.6)		2.30
		Sectional time (s)	17.06	16.53	16.35	16.43	16.27	16.52	16.44	14.63	14.77	14.47	13.69		
		Cumulative time (s)	173.16	156.10	139.57	123.22	106.79	90.52	74.00	57.56	42.93	28.16	13.69	3:28.74	
		Speed (m/s)	11.72	12.10	12.23	12.17	12.29	12.11	12.17	13.67	13.54	13.82	14.61	12.46	
		Stride length (m)	5.95	6.02	6.14	6.16	6.24	6.09	5.99	6.43	6.35	6.33	6.69	6.13	
		Stride duration (s)	0.508	0.497	0.502	0.506	0.507	0.503	0.492	0.470	0.469	0.458	0.458	0.492	
		Stride efficiency (%)	55.31	56.56	58.95	59.36	60.79	57.97	55.98	64.59	62.97	62.69	69.97	58.71	
		Stride count	33.62	33.24	32.56	32.45	32.07	32.84	33.41	31.11	31.50	31.58	29.89	424.18	



Note: Horizontal distance axis grid lines are 200m furlongs.

Disclaimer.

HRNZ and NZMTC and Thoroughbred Ratings Pty Ltd accepts no responsibility for the completeness or accuracy of any of the information contained herein, and makes no representations about its suitability for any particular purpose. Users should make their own judgements about those matters and/or seek independent advice. You assume all risks associated with use of the data provided on this page.



Race Results



July 21, 2023, Race 2, THE CHOP A NICK SYNDICATE ON TOUR TROT, Distance 2600m, Addington - Survey 3200m

Result	TAB no.	Horse (Barrier)	2600 to	2400m to
4th	3	Penelope Hall (6)	2400m	2200m
		Position in running (margin)	-	2(1.9)
		Sectional time (s)	18.02	16.94
		Cumulative time (s)	208.80	190.78
		Speed (m/s)	11.10	11.81
		Stride length (m)	5.43	5.79
		Stride duration (s)	0.486	0.490
		Stride efficiency (%)	46.02	52.32
		Stride count	36.85	34.57

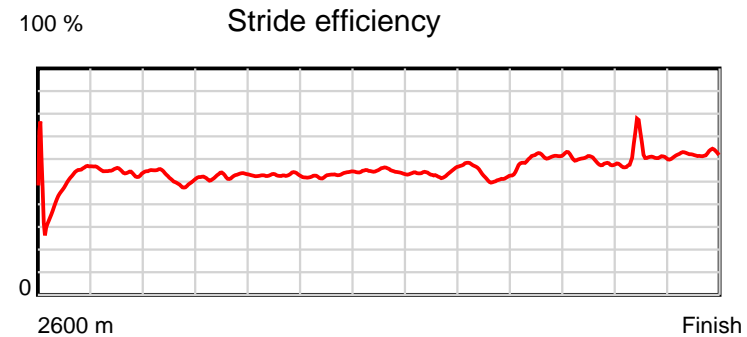
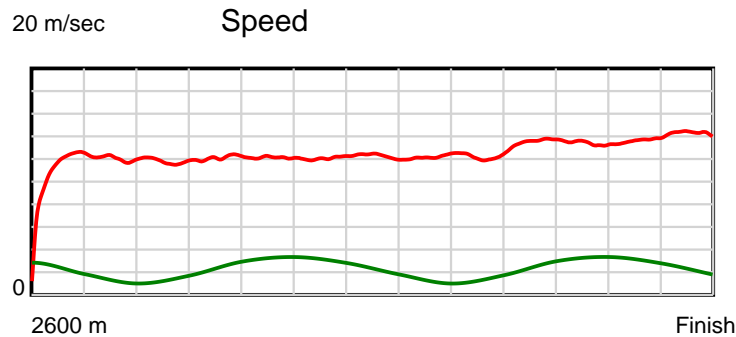
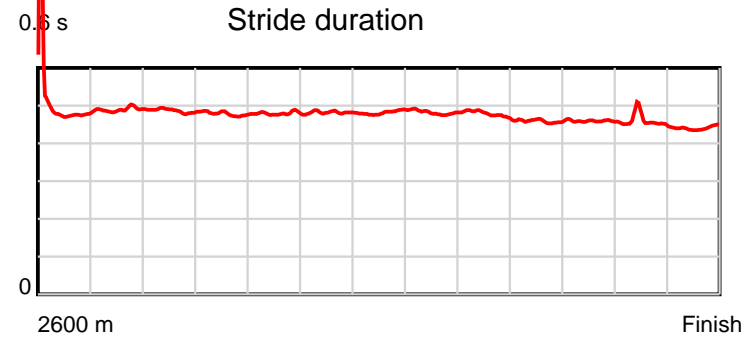
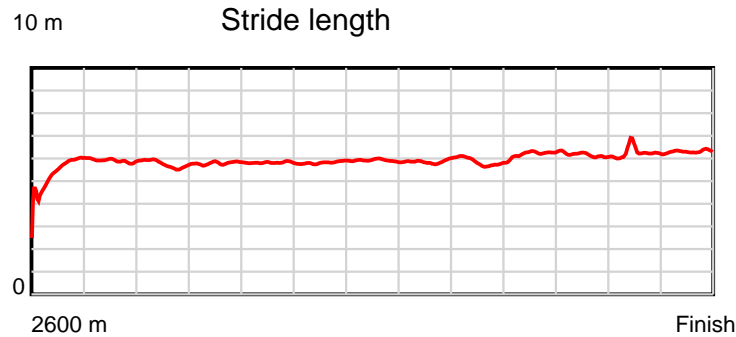
Disclaimer.

HRNZ and NZMTC and Thoroughbred Ratings Pty Ltd accepts no responsibility for the completeness or accuracy of any of the information contained herein, and makes no representations about its suitability for any particular purpose. Users should make their own judgements about those matters and/or seek independent advice. You assume all risks associated with use of the data provided on this page.

Race Results

July 21, 2023, Race 2, THE CHOP A NICK SYNDICATE ON TOUR TROT, Distance 2600m, Addington - Survey 3200m

Result	TAB no.	Horse (Barrier)	2200m to	2000m to	1800m to	1600m to	1400m to	1200m to	1000m to	800m to	600m to	400m to	200m to	Total or	Margin
4th	3	Penelope Hall (6)	2000m	1800m	1600m	1400m	1200m	1000m	800m	600m	400m	200m	WP	Average	
		Position in running (margin)	2(2.7)	2(2.8)	3(4.2)	3(4.7)	3(4.8)	3(4.7)	3(4.3)	5(4.7)	5(4.3)	5(4.6)	4(3.3)		2.60
		Sectional time (s)	17.09	16.49	16.36	16.40	16.29	16.60	16.45	14.61	14.82	14.51	14.22		
		Cumulative time (s)	173.84	156.75	140.26	123.90	107.50	91.21	74.61	58.16	43.55	28.73	14.22	3:28.80	
		Speed (m/s)	11.70	12.13	12.22	12.20	12.28	12.05	12.16	13.69	13.50	13.78	14.06	12.45	
		Stride length (m)	5.69	5.80	5.86	5.88	5.92	5.80	5.81	6.29	6.19	6.29	6.20	5.91	
		Stride duration (s)	0.486	0.478	0.479	0.482	0.482	0.482	0.478	0.459	0.459	0.457	0.441	0.475	
		Stride efficiency (%)	50.63	52.60	53.65	54.02	54.68	52.57	52.69	61.77	59.97	61.91	60.14	54.56	
		Stride count	35.14	34.47	34.13	34.02	33.81	34.48	34.44	31.81	32.29	31.77	32.24	440.02	



Note: Horizontal distance axis grid lines are 200m furlongs.

Disclaimer.

HRNZ and NZMTC and Thoroughbred Ratings Pty Ltd accepts no responsibility for the completeness or accuracy of any of the information contained herein, and makes no representations about its suitability for any particular purpose. Users should make their own judgements about those matters and/or seek independent advice. You assume all risks associated with use of the data provided on this page.



Race Results



July 21, 2023, Race 2, THE CHOP A NICK SYNDICATE ON TOUR TROT, Distance 2600m, Addington - Survey 3200m

Result	TAB no.	Horse (Barrier)	2600 to	2400m to
5th	1	Rewiri Hill (4)	2400m	2200m
		Position in running (margin)	-	1(0.0)
		Sectional time (s)	17.72	16.82
		Cumulative time (s)	208.99	191.27
		Speed (m/s)	11.28	11.89
		Stride length (m)	5.56	6.42
		Stride duration (s)	0.498	0.540
		Stride efficiency (%)	48.38	64.47
		Stride count	35.94	31.14

Disclaimer.

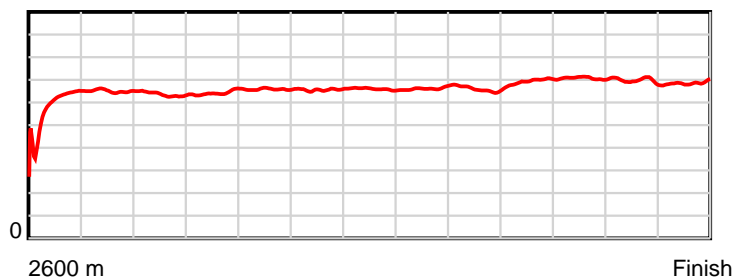
HRNZ and NZMTC and Thoroughbred Ratings Pty Ltd accepts no responsibility for the completeness or accuracy of any of the information contained herein, and makes no representations about its suitability for any particular purpose. Users should make their own judgements about those matters and/or seek independent advice. You assume all risks associated with use of the data provided on this page.

Race Results

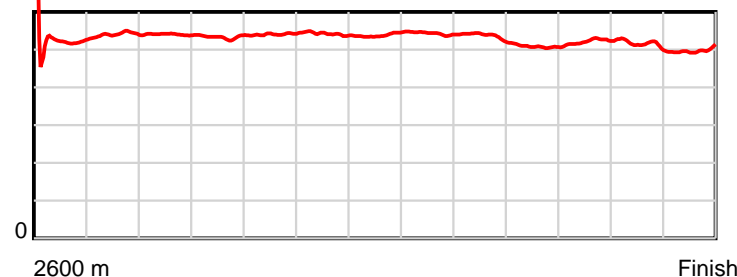
July 21, 2023, Race 2, THE CHOP A NICK SYNDICATE ON TOUR TROT, Distance 2600m, Addington - Survey 3200m

Result	TAB no.	Horse (Barrier)	2200m to	2000m to	1800m to	1600m to	1400m to	1200m to	1000m to	800m to	600m to	400m to	200m to	Total or	Margin
5th	1	Rewiri Hill (4)	2000m	1800m	1600m	1400m	1200m	1000m	800m	600m	400m	200m	WP	Average	
		Position in running (margin)	1(0.0)	1(0.0)	2(2.2)	2(2.2)	2(2.7)	2(2.7)	2(1.8)	2(1.8)	3(1.8)	2(2.1)	2(1.8)		3.70
		Sectional time (s)	17.06	16.62	16.29	16.46	16.30	16.52	16.39	14.67	14.81	14.69	14.64		
		Cumulative time (s)	174.45	157.39	140.77	124.48	108.02	91.72	75.20	58.81	44.14	29.33	14.64	3:28.99	
		Speed (m/s)	11.72	12.03	12.28	12.15	12.27	12.11	12.20	13.63	13.50	13.61	13.66	12.44	
		Stride length (m)	6.34	6.42	6.64	6.59	6.61	6.57	6.55	6.93	7.05	7.01	6.82	6.56	
		Stride duration (s)	0.541	0.534	0.541	0.542	0.539	0.543	0.536	0.508	0.522	0.515	0.499	0.527	
		Stride efficiency (%)	62.81	64.43	68.86	67.80	68.26	67.48	67.00	74.97	77.72	76.71	72.60	67.15	
		Stride count	31.55	31.15	30.13	30.36	30.26	30.44	30.54	28.87	28.36	28.55	29.34	396.63	

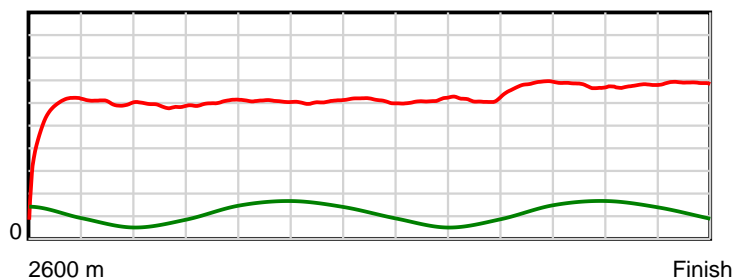
10 m Stride length



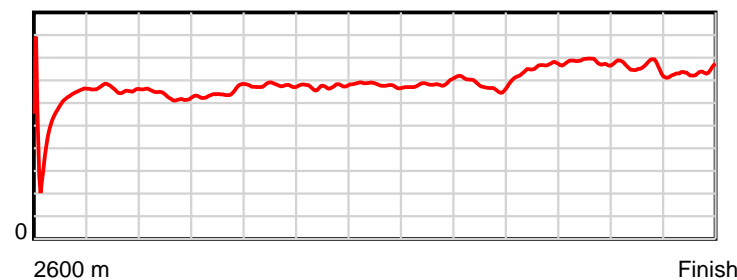
0.5 s Stride duration



20 m/sec Speed



100 % Stride efficiency



Note: Horizontal distance axis grid lines are 200m furlongs.

Disclaimer.

HRNZ and NZMTC and Thoroughbred Ratings Pty Ltd accepts no responsibility for the completeness or accuracy of any of the information contained herein, and makes no representations about its suitability for any particular purpose. Users should make their own judgements about those matters and/or seek independent advice. You assume all risks associated with use of the data provided on this page.



Race Results



July 21, 2023, Race 2, THE CHOP A NICK SYNDICATE ON TOUR TROT, Distance 2600m, Addington - Survey 3200m

Result	TAB no.	Horse (Barrier)	2600 to	2400m to
6th	7	Markthewarrior (2)	2400m	2200m
		Position in running (margin)	-	7(14.1)
		Sectional time (s)	20.20	16.60
		Cumulative time (s)	212.14	191.94
		Speed (m/s)	9.90	12.05
		Stride length (m)	5.39	5.67
		Stride duration (s)	0.485	0.471
		Stride efficiency (%)	45.32	50.31
		Stride count	37.14	35.25

Disclaimer.

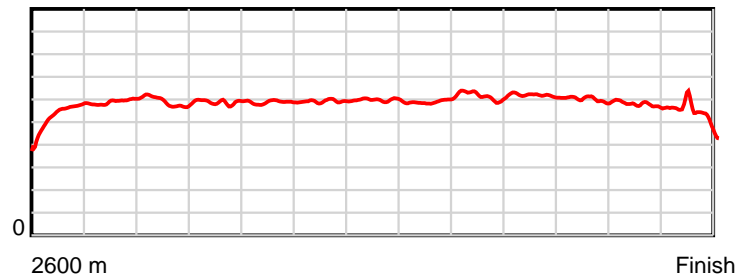
HRNZ and NZMTC and Thoroughbred Ratings Pty Ltd accepts no responsibility for the completeness or accuracy of any of the information contained herein, and makes no representations about its suitability for any particular purpose. Users should make their own judgements about those matters and/or seek independent advice. You assume all risks associated with use of the data provided on this page.

Race Results

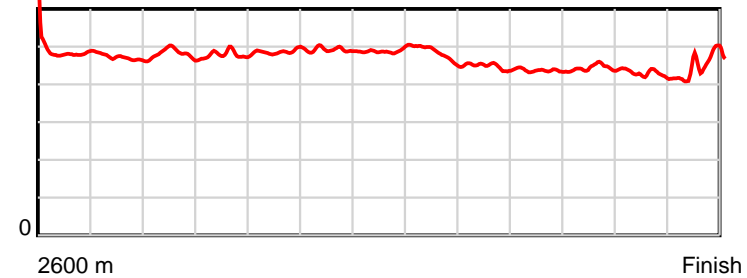
July 21, 2023, Race 2, THE CHOP A NICK SYNDICATE ON TOUR TROT, Distance 2600m, Addington - Survey 3200m

Result	TAB no.	Horse (Barrier)	2200m to	2000m to	1800m to	1600m to	1400m to	1200m to	1000m to	800m to	600m to	400m to	200m to	Total or	Margin
6th	7	Markthewarrior (2)	2000m	1800m	1600m	1400m	1200m	1000m	800m	600m	400m	200m	WP	Average	
		Position in running (margin)	6(12.8)	6(10.5)	6(10.7)	6(11.8)	7(12.4)	9(13.1)	9(11.9)	3(3.7)	2(0.7)	3(2.8)	5(3.9)		21.20
		Sectional time (s)	16.67	16.30	16.47	16.47	16.43	16.47	15.01	14.17	15.12	14.91	17.32		
		Cumulative time (s)	175.34	158.67	142.37	125.90	109.43	93.00	76.53	61.52	47.35	32.23	17.32	3:32.14	
		Speed (m/s)	12.00	12.27	12.14	12.14	12.17	12.14	13.32	14.11	13.23	13.41	11.55	12.26	
		Stride length (m)	5.77	5.89	5.92	5.97	5.96	5.82	5.96	6.16	5.86	5.71	5.27	5.79	
		Stride duration (s)	0.481	0.480	0.488	0.491	0.490	0.480	0.447	0.436	0.443	0.426	0.456	0.472	
		Stride efficiency (%)	52.09	54.13	54.80	55.64	55.51	52.99	55.46	59.22	53.73	50.97	43.35	52.31	
		Stride count	34.64	33.98	33.77	33.52	33.56	34.34	33.57	32.49	34.11	35.02	37.97	449.36	

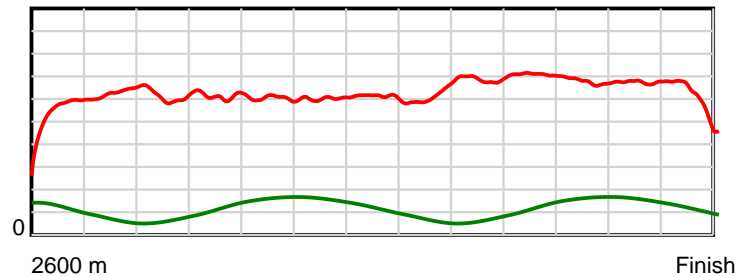
10 m Stride length



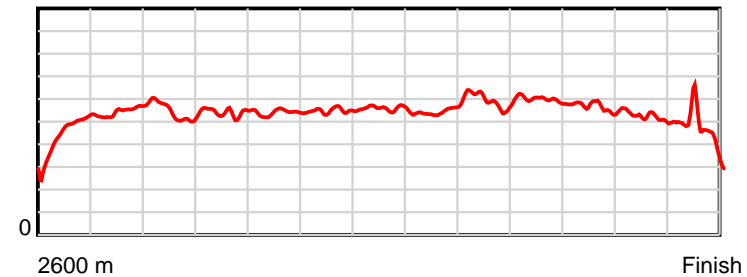
0.6 s Stride duration



20 m/sec Speed



100 % Stride efficiency



Note: Horizontal distance axis grid lines are 200m furlongs.

Disclaimer.

HRNZ and NZMTC and Thoroughbred Ratings Pty Ltd accepts no responsibility for the completeness or accuracy of any of the information contained herein, and makes no representations about its suitability for any particular purpose. Users should make their own judgements about those matters and/or seek independent advice. You assume all risks associated with use of the data provided on this page.



Race Results



July 21, 2023, Race 2, THE CHOP A NICK SYNDICATE ON TOUR TROT, Distance 2600m, Addington - Survey 3200m

Result	TAB no.	Horse (Barrier)	2600 to	2400m to
7th	5	Mainbocher (8)	2400m	2200m
		Position in running (margin)	-	3(3.3)
		Sectional time (s)	18.36	17.48
		Cumulative time (s)	213.67	195.31
		Speed (m/s)	10.89	11.44
		Stride length (m)	5.39	5.56
		Stride duration (s)	0.482	0.486
		Stride efficiency (%)	45.33	48.30
		Stride count	37.13	35.97

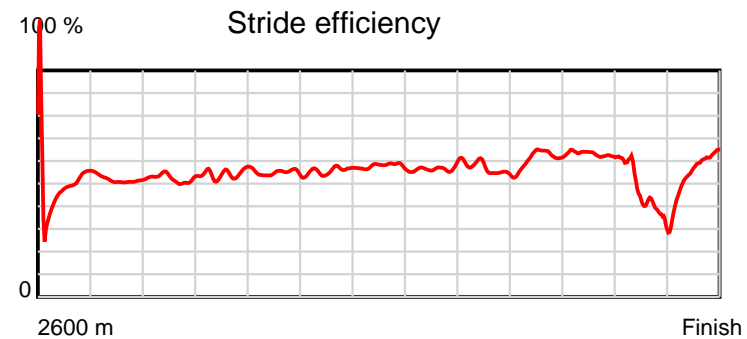
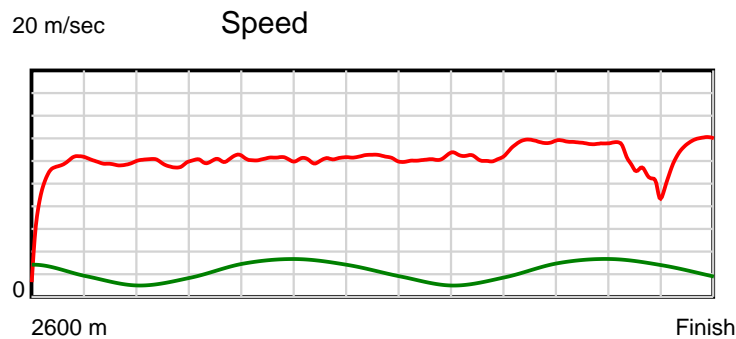
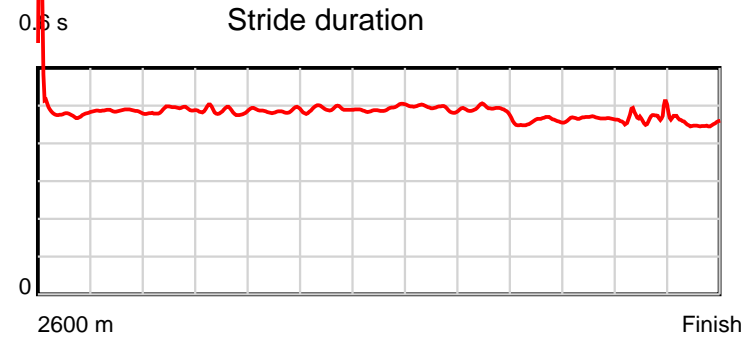
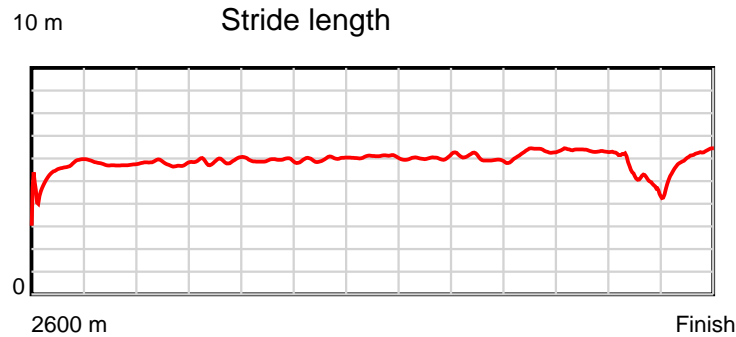
Disclaimer.

HRNZ and NZMTC and Thoroughbred Ratings Pty Ltd accepts no responsibility for the completeness or accuracy of any of the information contained herein, and makes no representations about its suitability for any particular purpose. Users should make their own judgements about those matters and/or seek independent advice. You assume all risks associated with use of the data provided on this page.

Race Results

July 21, 2023, Race 2, THE CHOP A NICK SYNDICATE ON TOUR TROT, Distance 2600m, Addington - Survey 3200m

Result	TAB no.	Horse (Barrier)	2200m to	2000m to	1800m to	1600m to	1400m to	1200m to	1000m to	800m to	600m to	400m to	200m to	Total or	Margin
7th	5	Mainbocher (8)	2000m	1800m	1600m	1400m	1200m	1000m	800m	600m	400m	200m	WP	Average	
		Position in running (margin)	4(7.3)	4(7.0)	5(8.2)	5(9.4)	5(9.3)	6(9.0)	7(8.3)	8(8.7)	8(8.4)	7(8.4)	8(27.4)		29.70
		Sectional time (s)	17.01	16.46	16.49	16.36	16.24	16.56	16.45	14.62	14.76	17.89	14.99		
		Cumulative time (s)	177.83	160.82	144.36	127.87	111.51	95.27	78.71	62.26	47.64	32.88	14.99	3:33.67	
		Speed (m/s)	11.76	12.15	12.13	12.22	12.32	12.08	12.16	13.68	13.55	11.18	13.34	12.17	
		Stride length (m)	5.75	5.91	5.89	6.01	6.06	5.97	5.92	6.27	6.33	5.17	6.05	5.85	
		Stride duration (s)	0.489	0.487	0.486	0.492	0.492	0.494	0.487	0.458	0.467	0.463	0.454	0.481	
		Stride efficiency (%)	51.70	54.66	54.22	56.44	57.42	55.68	54.80	61.40	62.56	41.78	57.26	53.48	
		Stride count	34.77	33.81	33.95	33.28	32.99	33.51	33.77	31.91	31.61	38.68	33.04	444.42	



Note: Horizontal distance axis grid lines are 200m furlongs.

Disclaimer.

HRNZ and NZMTC and Thoroughbred Ratings Pty Ltd accepts no responsibility for the completeness or accuracy of any of the information contained herein, and makes no representations about its suitability for any particular purpose. Users should make their own judgements about those matters and/or seek independent advice. You assume all risks associated with use of the data provided on this page.



Race Results



July 21, 2023, Race 2, THE CHOP A NICK SYNDICATE ON TOUR TROT, Distance 2600m, Addington - Survey 3200m

Result	TAB no.	Horse (Barrier)	2600 to	2400m to
8th	4	Stuarts Buller... (7)	2400m	2200m
		Position in running (margin)	-	9(32.5)
		Sectional time (s)	22.99	16.61
		Cumulative time (s)	214.14	191.15
		Speed (m/s)	8.70	12.04
		Stride length (m)	4.37	5.50
		Stride duration (s)	0.499	0.457
		Stride efficiency (%)	29.80	47.24
		Stride count	45.80	36.37

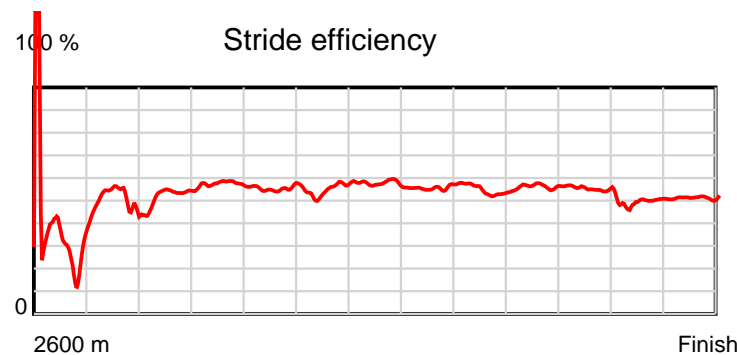
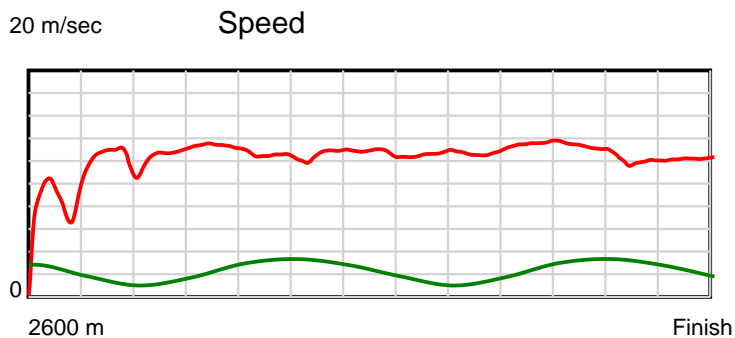
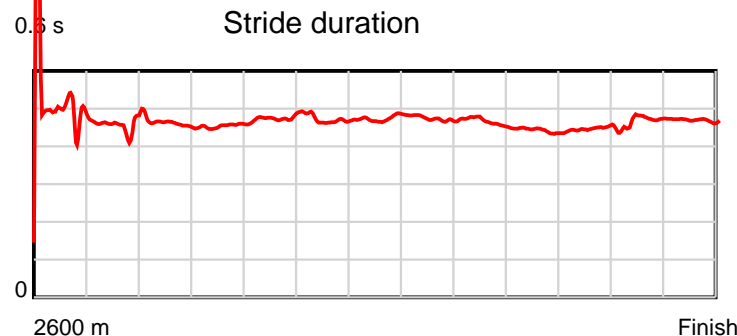
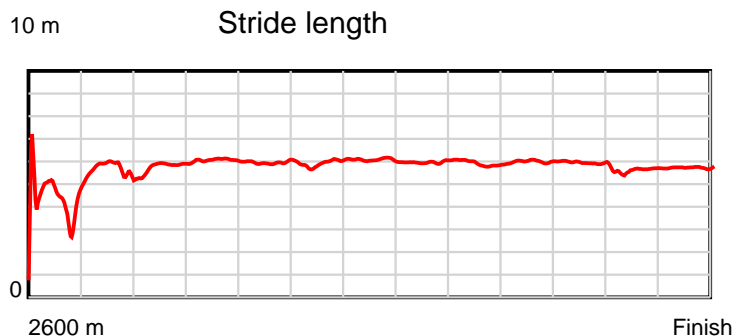
Disclaimer.

HRNZ and NZMTC and Thoroughbred Ratings Pty Ltd accepts no responsibility for the completeness or accuracy of any of the information contained herein, and makes no representations about its suitability for any particular purpose. Users should make their own judgements about those matters and/or seek independent advice. You assume all risks associated with use of the data provided on this page.

Race Results

July 21, 2023, Race 2, THE CHOP A NICK SYNDICATE ON TOUR TROT, Distance 2600m, Addington - Survey 3200m

Result	TAB no.	Horse (Barrier)	2200m to	2000m to	1800m to	1600m to	1400m to	1200m to	1000m to	800m to	600m to	400m to	200m to	Total or	Margin
8th	4	Stuarts Buller... (7)	2000m	1800m	1600m	1400m	1200m	1000m	800m	600m	400m	200m	WP	Average	
		Position in running (margin)	9(31.2)	9(26.3)	9(18.8)	9(16.8)	8(13.9)	7(10.0)	6(8.0)	6(5.9)	7(6.2)	8(9.1)	7(22.2)		32.30
		Sectional time (s)	16.25	15.02	15.94	15.91	15.65	16.33	16.05	14.73	15.24	16.91	16.51		
		Cumulative time (s)	174.54	158.29	143.27	127.33	111.42	95.77	79.44	63.39	48.66	33.42	16.51	3:34.14	
		Speed (m/s)	12.31	13.32	12.55	12.57	12.78	12.25	12.46	13.58	13.12	11.83	12.11	12.14	
		Stride length (m)	5.67	6.05	5.96	5.94	6.06	5.80	5.79	6.00	5.86	5.53	5.69	5.67	
		Stride duration (s)	0.461	0.454	0.475	0.472	0.474	0.474	0.465	0.442	0.446	0.467	0.469	0.467	
		Stride efficiency (%)	50.29	57.21	55.46	55.08	57.38	52.57	52.46	56.32	53.58	47.77	50.52	50.24	
		Stride count	35.26	33.06	33.57	33.69	33.01	34.48	34.52	33.31	34.15	36.17	35.17	458.56	



Note: Horizontal distance axis grid lines are 200m furlongs.

Disclaimer.

HRNZ and NZMTC and Thoroughbred Ratings Pty Ltd accepts no responsibility for the completeness or accuracy of any of the information contained herein, and makes no representations about its suitability for any particular purpose. Users should make their own judgements about those matters and/or seek independent advice. You assume all risks associated with use of the data provided on this page.



Race Results



July 21, 2023, Race 2, THE CHOP A NICK SYNDICATE ON TOUR TROT, Distance 2600m, Addington - Survey 3200m

Result	TAB no.	Horse (Barrier)	2600 to	2400m to
9th	6	Signal Hill (3)	2400m	2200m
		Position in running (margin)	-	6(12.8)
		Sectional time (s)	19.88	17.05
		Cumulative time (s)	219.63	199.75
		Speed (m/s)	10.06	11.73
		Stride length (m)	5.52	5.66
		Stride duration (s)	0.478	0.482
		Stride efficiency (%)	47.59	50.04
		Stride count	36.24	35.34

Disclaimer.

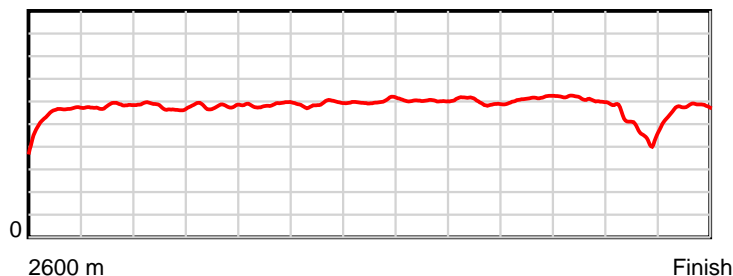
HRNZ and NZMTC and Thoroughbred Ratings Pty Ltd accepts no responsibility for the completeness or accuracy of any of the information contained herein, and makes no representations about its suitability for any particular purpose. Users should make their own judgements about those matters and/or seek independent advice. You assume all risks associated with use of the data provided on this page.

Race Results

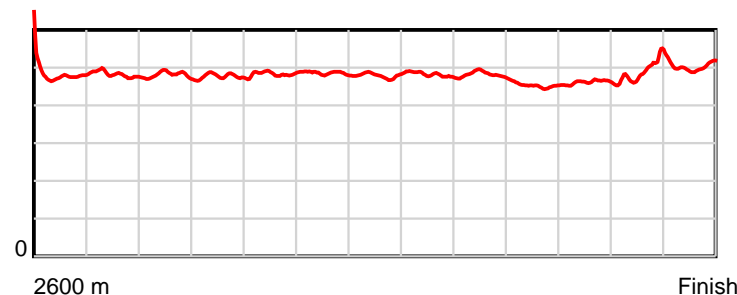
July 21, 2023, Race 2, THE CHOP A NICK SYNDICATE ON TOUR TROT, Distance 2600m, Addington - Survey 3200m

Result	TAB no.	Horse (Barrier)	2200m to	2000m to	1800m to	1600m to	1400m to	1200m to	1000m to	800m to	600m to	400m to	200m to	Total or	Margin
9th	6	Signal Hill (3)	2000m	1800m	1600m	1400m	1200m	1000m	800m	600m	400m	200m	WP	Average	
		Position in running (margin)	7(14.1)	7(12.8)	8(13.8)	8(14.6)	9(14.2)	8(12.5)	8(11.4)	9(11.2)	9(11.8)	9(14.2)	9(46.7)		62.80
		Sectional time (s)	16.84	16.43	16.41	16.32	16.02	16.49	16.35	14.78	15.16	20.15	17.75		
		Cumulative time (s)	182.70	165.86	149.43	133.02	116.70	100.68	84.19	67.84	53.06	37.90	17.75	3:39.63	
		Speed (m/s)	11.88	12.17	12.19	12.25	12.48	12.13	12.23	13.53	13.19	9.93	11.27	11.84	
		Stride length (m)	5.70	5.80	5.90	5.94	5.98	5.84	5.89	6.12	6.09	4.91	5.66	5.75	
		Stride duration (s)	0.480	0.477	0.484	0.485	0.479	0.481	0.481	0.452	0.462	0.495	0.502	0.486	
		Stride efficiency (%)	50.78	52.65	54.44	55.23	55.96	53.24	54.20	58.48	57.94	37.64	50.08	51.72	
		Stride count	35.08	34.46	33.89	33.64	33.42	34.27	33.96	32.69	32.85	40.75	35.33	451.92	

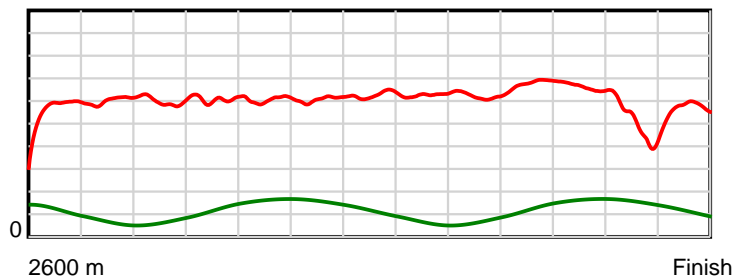
10 m Stride length



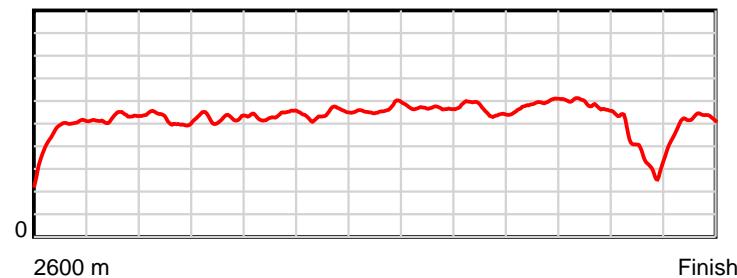
0.6 s Stride duration



20 m/sec Speed



100 % Stride efficiency



Note: Horizontal distance axis grid lines are 200m furlongs.

Disclaimer.

HRNZ and NZMTC and Thoroughbred Ratings Pty Ltd accepts no responsibility for the completeness or accuracy of any of the information contained herein, and makes no representations about its suitability for any particular purpose. Users should make their own judgements about those matters and/or seek independent advice. You assume all risks associated with use of the data provided on this page.