



Race Results

NZ Metropolitan Trotting Club Inc, HRNZ, July 21, 2023

Compilation date: July 21, 2023, 6:38:56 PM (NZST)

Copyright © 2023 HRNZ and NZMTC. All rights reserved.

Trademarks.

StrideMASTER is a registered trademark of Thoroughbred Ratings Pty Ltd.

Disclaimer.

HRNZ and NZMTC and Thoroughbred Ratings Pty Ltd accepts no responsibility for the completeness or accuracy of any of the information contained herein, and makes no representations about its suitability for any particular purpose. Users should make their own judgements about those matters and/or seek independent advice. You assume all risks associated with use of the data provided on this page.



Race Results



July 21, 2023, Race 3, HARCOURTS HORNBY THANKS GLENYS FRENCH PACE, Distance 2600m, Addington - Survey 3200m

Result	TAB no.	Horse (Barrier)	2600 to	2400m to
1st	8	Kowhai Nugget (0)	2400m	2200m
		Position in running (margin)	-	9(14.4)
		Sectional time (s)	18.26	14.81
		Cumulative time (s)	196.62	178.36
		Speed (m/s)	10.95	13.50
		Stride length (m)	5.63	6.00
		Stride duration (s)	0.440	0.444
		Stride efficiency (%)	49.57	56.30
		Stride count	35.51	33.32

Disclaimer.

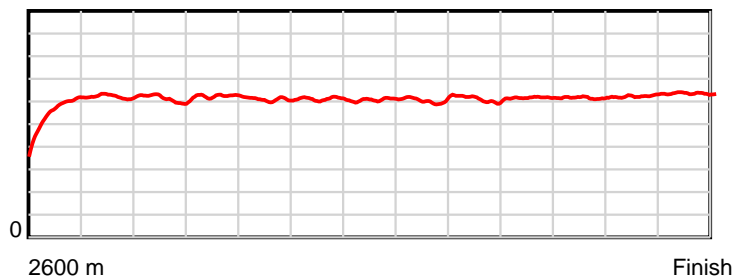
HRNZ and NZMTC and Thoroughbred Ratings Pty Ltd accepts no responsibility for the completeness or accuracy of any of the information contained herein, and makes no representations about its suitability for any particular purpose. Users should make their own judgements about those matters and/or seek independent advice. You assume all risks associated with use of the data provided on this page.

Race Results

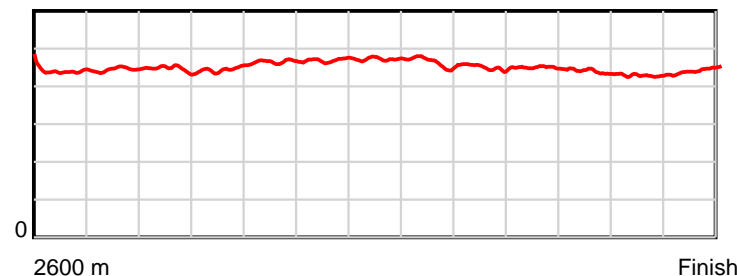
July 21, 2023, Race 3, HARCOURTS HORNBY THANKS GLENYS FRENCH PACE, Distance 2600m, Addington - Survey 3200m

Result	TAB no.	Horse (Barrier)	2200m to	2000m to	1800m to	1600m to	1400m to	1200m to	1000m to	800m to	600m to	400m to	200m to	Total or	Margin
1st	8	Kowhai Nugget (0)	2000m	1800m	1600m	1400m	1200m	1000m	800m	600m	400m	200m	WP	Average	
		Position in running (margin)	9(12.2)	9(12.0)	9(12.7)	9(10.7)	9(9.0)	9(9.4)	8(7.6)	3(2.0)	2(1.9)	2(0.6)	1(0.0)		0.00
		Sectional time (s)	14.92	14.29	15.49	15.56	15.63	15.76	15.15	14.63	14.29	13.85	13.98		
		Cumulative time (s)	163.55	148.63	134.34	118.85	103.29	87.66	71.90	56.75	42.12	27.83	13.98	3:16.62	
		Speed (m/s)	13.40	14.00	12.91	12.85	12.80	12.69	13.20	13.67	14.00	14.44	14.31	13.22	
		Stride length (m)	5.98	6.24	6.01	6.04	6.04	5.88	5.94	6.14	6.14	6.18	6.35	6.04	
		Stride duration (s)	0.446	0.446	0.465	0.470	0.472	0.463	0.450	0.449	0.439	0.428	0.444	0.457	
		Stride efficiency (%)	55.90	60.80	56.38	56.94	56.96	53.98	55.08	58.97	58.95	59.73	63.02	56.98	
		Stride count	33.44	32.06	33.30	33.13	33.13	34.03	33.69	32.56	32.56	32.35	31.49	430.57	

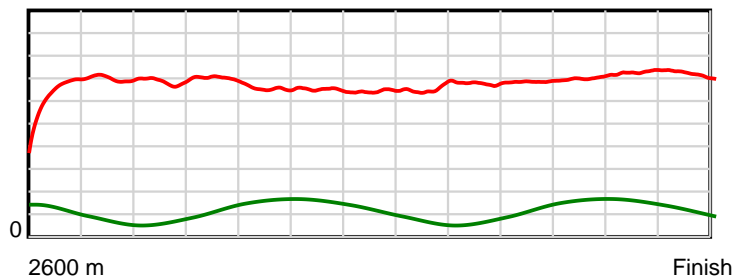
10 m Stride length



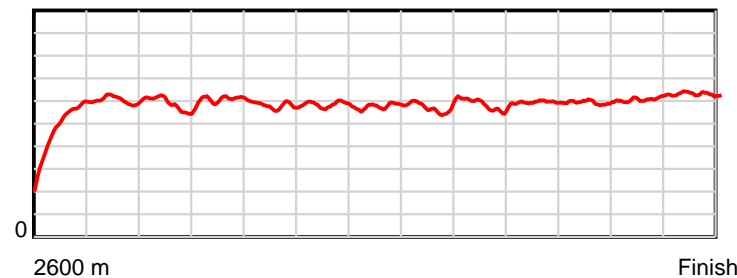
0.6 s Stride duration



20 m/sec Speed



100 % Stride efficiency



Note: Horizontal distance axis grid lines are 200m furlongs.

Disclaimer.

HRNZ and NZMTC and Thoroughbred Ratings Pty Ltd accepts no responsibility for the completeness or accuracy of any of the information contained herein, and makes no representations about its suitability for any particular purpose. Users should make their own judgements about those matters and/or seek independent advice. You assume all risks associated with use of the data provided on this page.



Race Results



July 21, 2023, Race 3, HARCOURTS HORNBY THANKS GLENYS FRENCH PACE, Distance 2600m, Addington - Survey 3200m

Result	TAB no.	Horse (Barrier)	2600 to	2400m to
2nd	6	Ceeubetty (7)	2400m	2200m
		Position in running (margin)	-	1(0.0)
		Sectional time (s)	15.84	15.41
		Cumulative time (s)	196.85	181.01
		Speed (m/s)	12.62	12.98
		Stride length (m)	5.81	6.01
		Stride duration (s)	0.445	0.463
		Stride efficiency (%)	52.70	56.45
		Stride count	34.44	33.28

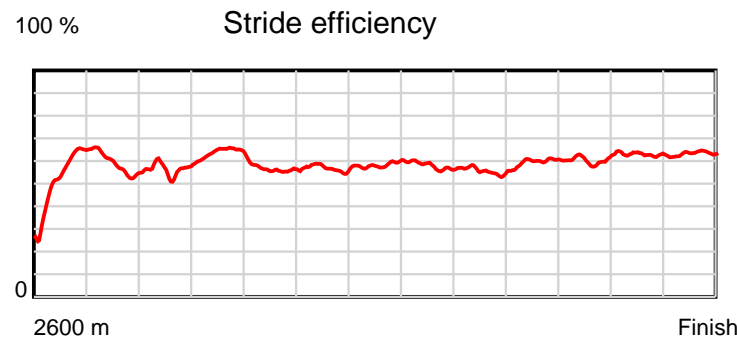
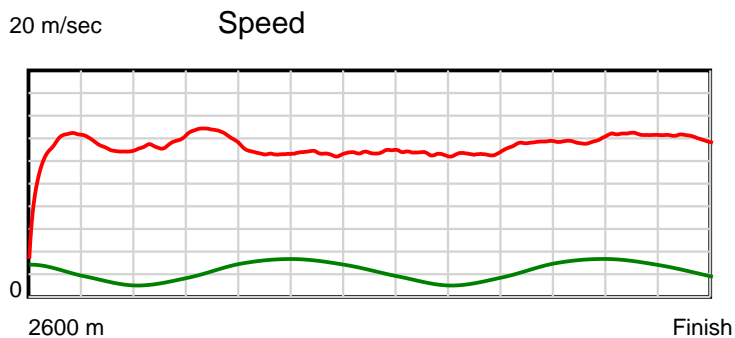
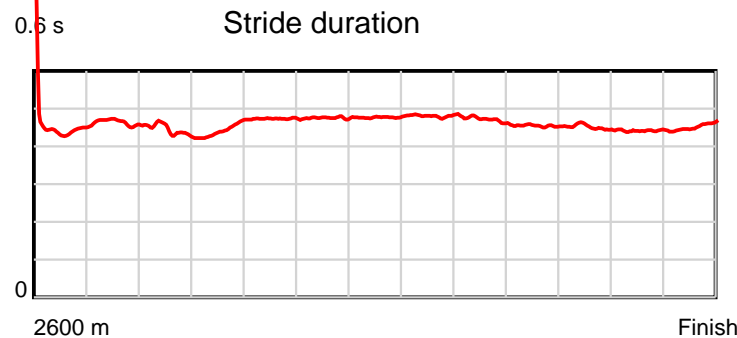
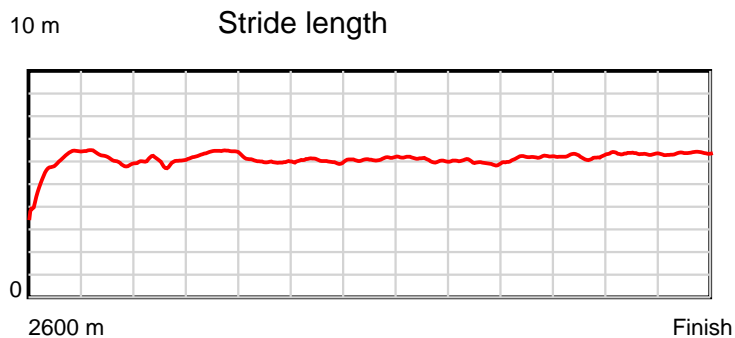
Disclaimer.

HRNZ and NZMTC and Thoroughbred Ratings Pty Ltd accepts no responsibility for the completeness or accuracy of any of the information contained herein, and makes no representations about its suitability for any particular purpose. Users should make their own judgements about those matters and/or seek independent advice. You assume all risks associated with use of the data provided on this page.

Race Results

July 21, 2023, Race 3, HARCOURTS HORNBY THANKS GLENYS FRENCH PACE, Distance 2600m, Addington - Survey 3200m

Result	TAB no.	Horse (Barrier)	2200m to	2000m to	1800m to	1600m to	1400m to	1200m to	1000m to	800m to	600m to	400m to	200m to	Total or	Margin
2nd	6	Ceeubetty (7)	2000m	1800m	1600m	1400m	1200m	1000m	800m	600m	400m	200m	WP	Average	
		Position in running (margin)	2(1.4)	2(1.9)	1(0.0)	1(0.0)	1(0.0)	1(0.0)	1(0.0)	1(0.0)	1(0.0)	1(0.0)	2(0.3)		1.30
		Sectional time (s)	15.03	13.87	15.81	15.86	15.55	16.06	16.09	14.64	14.51	14.00	14.18		
		Cumulative time (s)	165.60	150.57	136.70	120.89	105.03	89.48	73.42	57.33	42.69	28.18	14.18	3:16.85	
		Speed (m/s)	13.31	14.42	12.65	12.61	12.86	12.45	12.43	13.66	13.78	14.29	14.10	13.21	
		Stride length (m)	5.90	6.41	5.98	6.00	6.13	5.99	5.85	6.20	6.21	6.30	6.40	6.09	
		Stride duration (s)	0.443	0.444	0.473	0.476	0.477	0.481	0.471	0.454	0.450	0.441	0.454	0.461	
		Stride efficiency (%)	54.45	64.15	55.88	56.23	58.77	56.03	53.47	60.10	60.17	62.02	64.01	57.86	
		Stride count	33.88	31.21	33.45	33.34	32.61	33.40	34.19	32.25	32.23	31.75	31.25	427.28	



Note: Horizontal distance axis grid lines are 200m furlongs.

Disclaimer.

HRNZ and NZMTC and Thoroughbred Ratings Pty Ltd accepts no responsibility for the completeness or accuracy of any of the information contained herein, and makes no representations about its suitability for any particular purpose. Users should make their own judgements about those matters and/or seek independent advice. You assume all risks associated with use of the data provided on this page.



Race Results



July 21, 2023, Race 3, HARCOURTS HORNBY THANKS GLENYS FRENCH PACE, Distance 2600m, Addington - Survey 3200m

Result	TAB no.	Horse (Barrier)	2600 to	2400m to
3rd	7	Country Gold (8)	2400m	2200m
		Position in running (margin)	-	3(2.2)
		Sectional time (s)	16.21	14.81
		Cumulative time (s)	197.21	181.00
		Speed (m/s)	12.34	13.50
		Stride length (m)	5.42	5.82
		Stride duration (s)	0.420	0.431
		Stride efficiency (%)	45.92	52.98
		Stride count	36.90	34.35

Disclaimer.

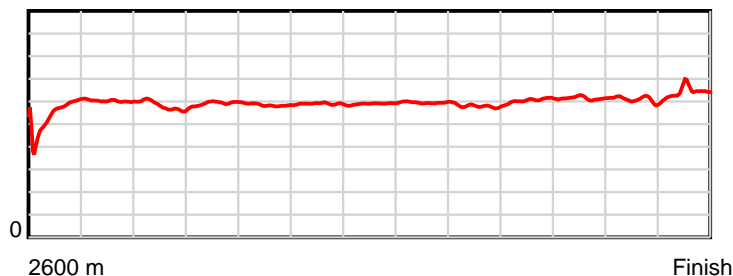
HRNZ and NZMTC and Thoroughbred Ratings Pty Ltd accepts no responsibility for the completeness or accuracy of any of the information contained herein, and makes no representations about its suitability for any particular purpose. Users should make their own judgements about those matters and/or seek independent advice. You assume all risks associated with use of the data provided on this page.

Race Results

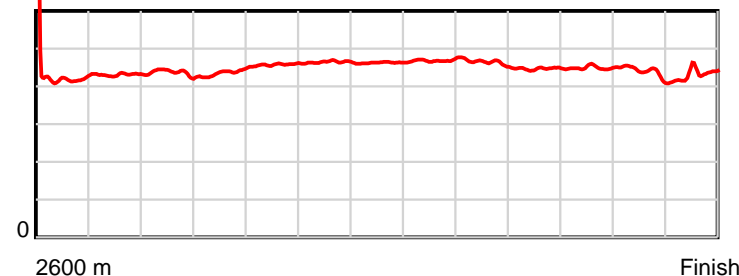
July 21, 2023, Race 3, HARCOURTS HORNBY THANKS GLENYS FRENCH PACE, Distance 2600m, Addington - Survey 3200m

Result	TAB no.	Horse (Barrier)	2200m to	2000m to	1800m to	1600m to	1400m to	1200m to	1000m to	800m to	600m to	400m to	200m to	Total or	Margin
3rd	7	Country Gold (8)	2000m	1800m	1600m	1400m	1200m	1000m	800m	600m	400m	200m	WP	Average	
		Position in running (margin)	1(0.0)	3(1.9)	3(5.3)	4(4.8)	4(3.7)	4(4.4)	4(3.8)	6(4.0)	5(4.4)	5(4.4)	6(6.6)		3.30
		Sectional time (s)	15.26	14.75	15.72	15.68	15.68	15.96	16.12	14.71	14.52	14.31	13.48		
		Cumulative time (s)	166.19	150.93	136.18	120.46	104.78	89.10	73.14	57.02	42.31	27.79	13.48	3:17.21	
		Speed (m/s)	13.11	13.56	12.72	12.76	12.76	12.53	12.41	13.60	13.77	13.98	14.84	13.18	
		Stride length (m)	5.72	5.92	5.82	5.92	5.90	5.88	5.75	6.07	6.20	6.12	6.41	5.91	
		Stride duration (s)	0.436	0.436	0.458	0.464	0.462	0.469	0.463	0.447	0.450	0.438	0.432	0.448	
		Stride efficiency (%)	51.10	54.74	52.97	54.84	54.38	53.96	51.59	57.60	59.98	58.48	64.13	54.56	
		Stride count	34.98	33.79	34.35	33.76	33.90	34.04	34.81	32.94	32.28	32.69	31.22	440.01	

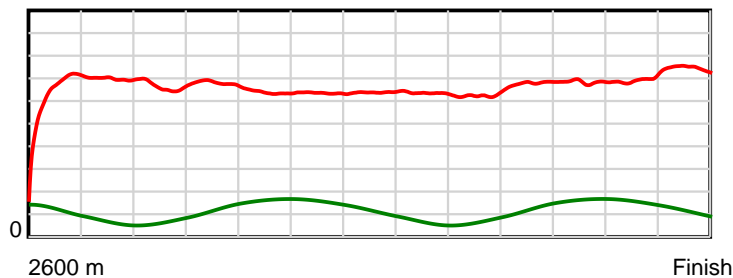
10 m Stride length



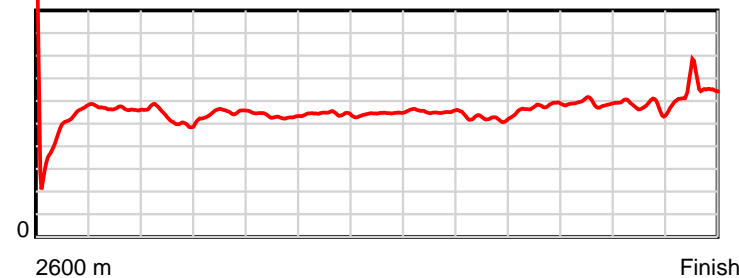
0.6 s Stride duration



20 m/sec Speed



100 % Stride efficiency



Note: Horizontal distance axis grid lines are 200m furlongs.

Disclaimer.

HRNZ and NZMTC and Thoroughbred Ratings Pty Ltd accepts no responsibility for the completeness or accuracy of any of the information contained herein, and makes no representations about its suitability for any particular purpose. Users should make their own judgements about those matters and/or seek independent advice. You assume all risks associated with use of the data provided on this page.



Race Results



July 21, 2023, Race 3, HARCOURTS HORNBY THANKS GLENYS FRENCH PACE, Distance 2600m, Addington - Survey 3200m

Result	TAB no.	Horse (Barrier)	2600 to	2400m to
4th	1	Don Juan (2)	2400m	2200m
		Position in running (margin)	-	4(3.5)
		Sectional time (s)	16.55	15.47
		Cumulative time (s)	197.32	180.77
		Speed (m/s)	12.08	12.93
		Stride length (m)	5.38	5.86
		Stride duration (s)	0.442	0.453
		Stride efficiency (%)	45.16	53.73
		Stride count	37.20	34.11

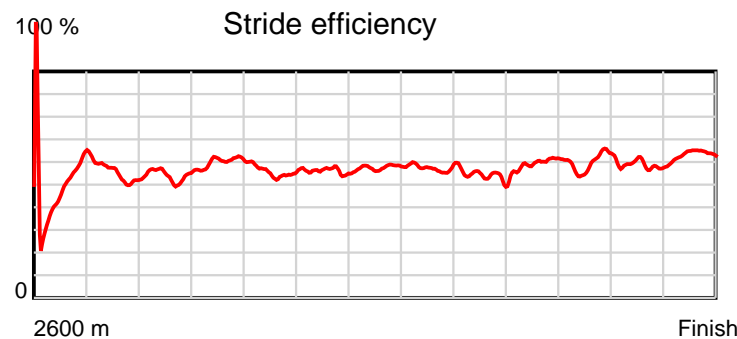
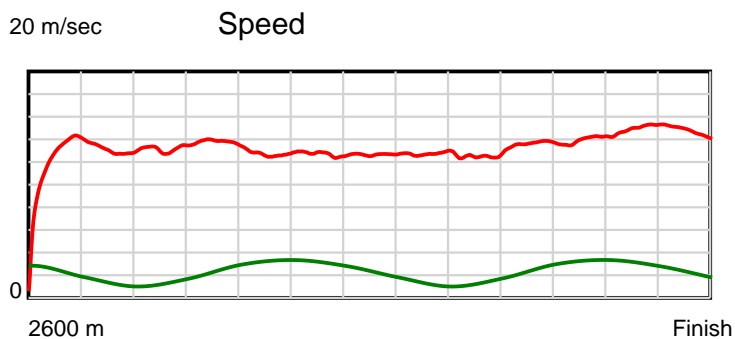
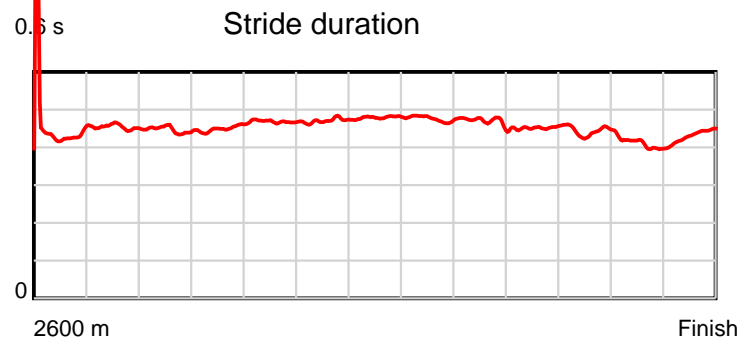
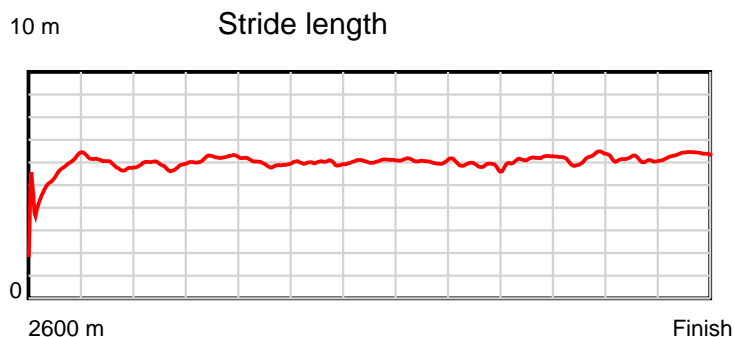
Disclaimer.

HRNZ and NZMTC and Thoroughbred Ratings Pty Ltd accepts no responsibility for the completeness or accuracy of any of the information contained herein, and makes no representations about its suitability for any particular purpose. Users should make their own judgements about those matters and/or seek independent advice. You assume all risks associated with use of the data provided on this page.

Race Results

July 21, 2023, Race 3, HARCOURTS HORNBY THANKS GLENYS FRENCH PACE, Distance 2600m, Addington - Survey 3200m

Result	TAB no.	Horse (Barrier)	2200m to	2000m to	1800m to	1600m to	1400m to	1200m to	1000m to	800m to	600m to	400m to	200m to	Total or	Margin
4th	1	Don Juan (2)	2000m	1800m	1600m	1400m	1200m	1000m	800m	600m	400m	200m	WP	Average	
		Position in running (margin)	6(5.2)	7(7.6)	7(9.7)	8(9.1)	8(8.2)	8(9.2)	9(7.9)	9(8.1)	9(8.1)	7(7.7)	5(6.2)		3.90
		Sectional time (s)	15.34	14.53	15.72	15.70	15.71	15.85	16.13	14.63	14.45	13.69	13.55		
		Cumulative time (s)	165.30	149.96	135.43	119.71	104.01	88.30	72.45	56.32	41.69	27.24	13.55	3:17.32	
		Speed (m/s)	13.04	13.76	12.72	12.74	12.73	12.62	12.40	13.67	13.84	14.61	14.76	13.18	
		Stride length (m)	5.82	6.19	5.96	5.99	6.10	6.00	5.81	6.18	6.14	5.95	6.42	5.97	
		Stride duration (s)	0.446	0.450	0.469	0.471	0.479	0.476	0.469	0.452	0.444	0.407	0.435	0.453	
		Stride efficiency (%)	52.98	59.89	55.54	56.14	58.06	56.33	52.78	59.63	58.90	55.33	64.38	55.79	
		Stride count	34.35	32.31	33.55	33.37	32.81	33.31	34.41	32.38	32.58	33.61	31.16	435.15	



Note: Horizontal distance axis grid lines are 200m furlongs.

Disclaimer.

HRNZ and NZMTC and Thoroughbred Ratings Pty Ltd accepts no responsibility for the completeness or accuracy of any of the information contained herein, and makes no representations about its suitability for any particular purpose. Users should make their own judgements about those matters and/or seek independent advice. You assume all risks associated with use of the data provided on this page.



Race Results



July 21, 2023, Race 3, HARCOURTS HORNBY THANKS GLENYS FRENCH PACE, Distance 2600m, Addington - Survey 3200m

Result	TAB no.	Horse (Barrier)	2600 to	2400m to
5th	3	Mr Teddy (4)	2400m	2200m
		Position in running (margin)	-	7(8.8)
		Sectional time (s)	17.42	14.81
		Cumulative time (s)	197.51	180.09
		Speed (m/s)	11.48	13.50
		Stride length (m)	5.48	6.13
		Stride duration (s)	0.453	0.454
		Stride efficiency (%)	46.87	58.69
		Stride count	36.52	32.63

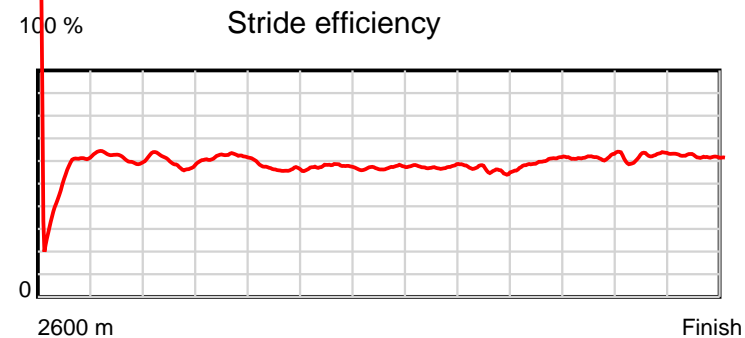
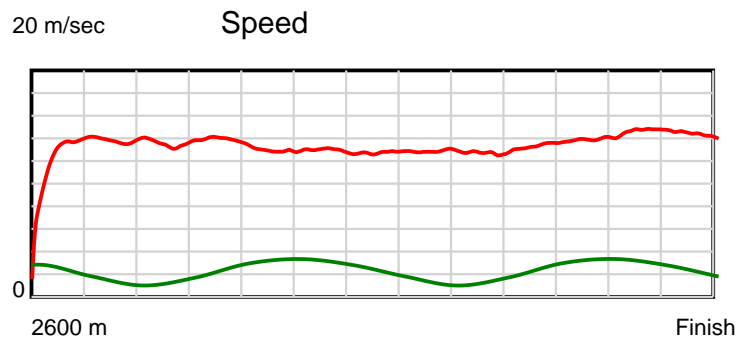
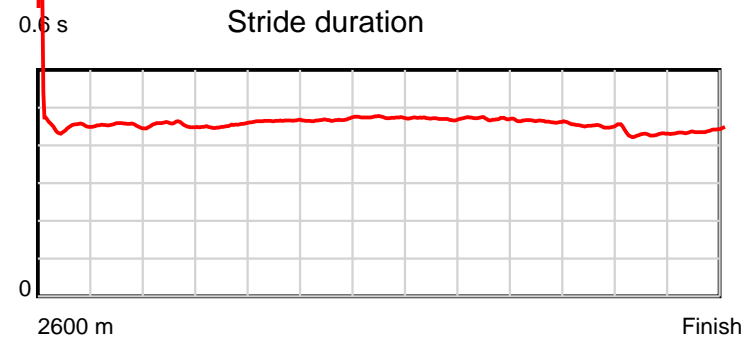
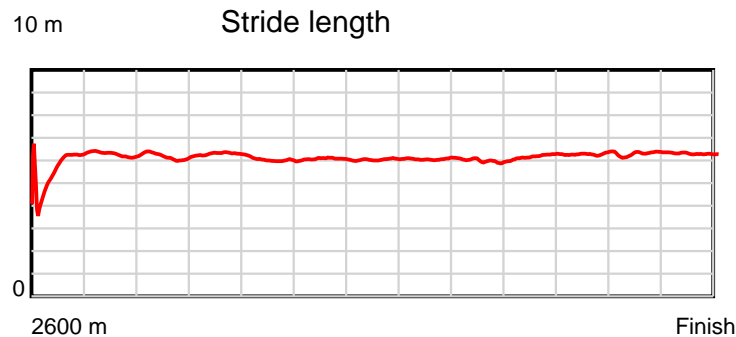
Disclaimer.

HRNZ and NZMTC and Thoroughbred Ratings Pty Ltd accepts no responsibility for the completeness or accuracy of any of the information contained herein, and makes no representations about its suitability for any particular purpose. Users should make their own judgements about those matters and/or seek independent advice. You assume all risks associated with use of the data provided on this page.

Race Results

July 21, 2023, Race 3, HARCOURTS HORNBY THANKS GLENYS FRENCH PACE, Distance 2600m, Addington - Survey 3200m

Result	TAB no.	Horse (Barrier)	2200m to	2000m to	1800m to	1600m to	1400m to	1200m to	1000m to	800m to	600m to	400m to	200m to	Total or	Margin
5th	3	Mr Teddy (4)	2000m	1800m	1600m	1400m	1200m	1000m	800m	600m	400m	200m	WP	Average	
		Position in running (margin)	7(6.6)	6(7.0)	6(8.0)	5(6.3)	5(4.5)	5(5.4)	5(4.2)	5(3.9)	6(5.9)	6(5.7)	4(5.5)		5.00
		Sectional time (s)	15.02	14.35	15.52	15.57	15.70	15.86	16.04	14.97	14.49	13.90	13.86		
		Cumulative time (s)	165.28	150.26	135.91	120.39	104.82	89.12	73.26	57.22	42.25	27.76	13.86	3:17.51	
		Speed (m/s)	13.32	13.94	12.89	12.85	12.74	12.61	12.47	13.36	13.80	14.39	14.43	13.16	
		Stride length (m)	6.06	6.31	6.00	6.02	6.03	5.94	5.87	6.19	6.23	6.16	6.34	6.05	
		Stride duration (s)	0.455	0.453	0.465	0.468	0.474	0.471	0.470	0.463	0.451	0.428	0.439	0.460	
		Stride efficiency (%)	57.48	62.22	56.21	56.57	56.86	55.13	53.76	59.84	60.71	59.34	62.83	57.20	
		Stride count	32.98	31.70	33.35	33.24	33.15	33.67	34.10	32.32	32.09	32.46	31.54	429.75	



Note: Horizontal distance axis grid lines are 200m furlongs.

Disclaimer.

HRNZ and NZMTC and Thoroughbred Ratings Pty Ltd accepts no responsibility for the completeness or accuracy of any of the information contained herein, and makes no representations about its suitability for any particular purpose. Users should make their own judgements about those matters and/or seek independent advice. You assume all risks associated with use of the data provided on this page.



Race Results



July 21, 2023, Race 3, HARCOURTS HORNBY THANKS GLENYS FRENCH PACE, Distance 2600m, Addington - Survey 3200m

Result	TAB no.	Horse (Barrier)	2600 to	2400m to
6th	2	Ann Ofathousan... (3)	2400m	2200m
		Position in running (margin)	-	5(5.1)
		Sectional time (s)	16.74	14.66
		Cumulative time (s)	197.86	181.12
		Speed (m/s)	11.95	13.64
		Stride length (m)	5.56	6.22
		Stride duration (s)	0.452	0.456
		Stride efficiency (%)	48.31	60.37
		Stride count	35.97	32.18

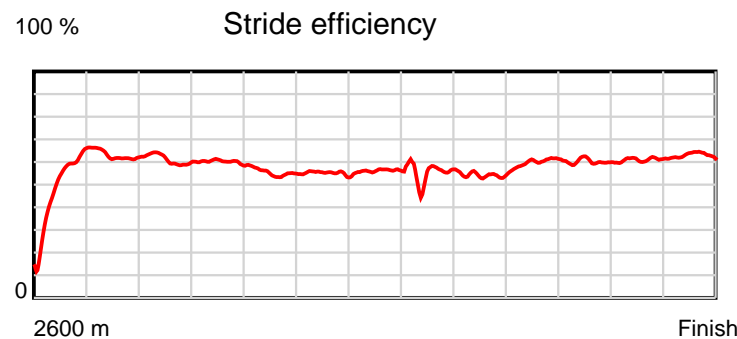
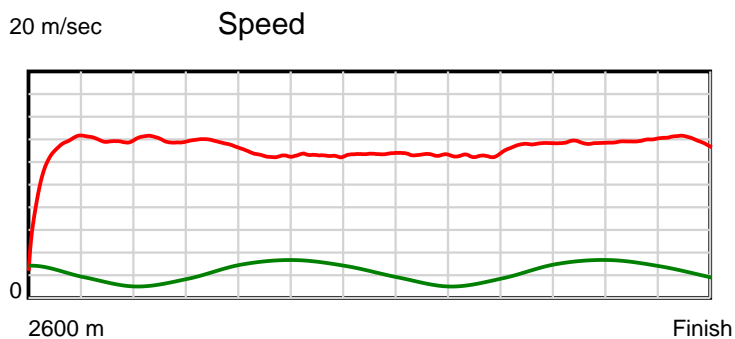
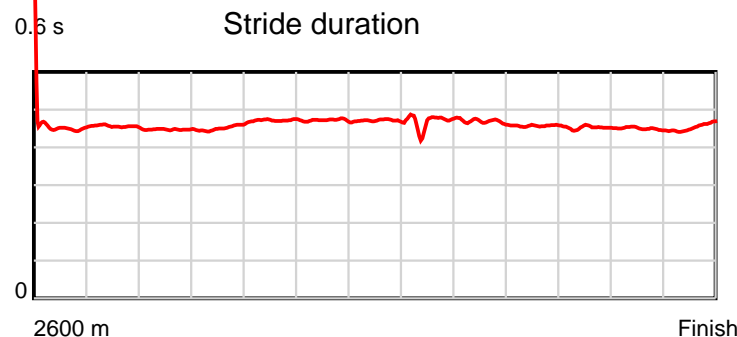
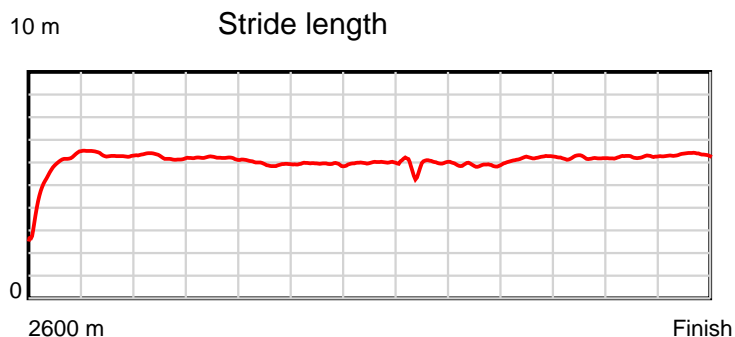
Disclaimer.

HRNZ and NZMTC and Thoroughbred Ratings Pty Ltd accepts no responsibility for the completeness or accuracy of any of the information contained herein, and makes no representations about its suitability for any particular purpose. Users should make their own judgements about those matters and/or seek independent advice. You assume all risks associated with use of the data provided on this page.

Race Results

July 21, 2023, Race 3, HARCOURTS HORNBY THANKS GLENYS FRENCH PACE, Distance 2600m, Addington - Survey 3200m

Result	TAB no.	Horse (Barrier)	2200m to	2000m to	1800m to	1600m to	1400m to	1200m to	1000m to	800m to	600m to	400m to	200m to	Total or	Margin
6th	2	Ann Ofathousan... (3)	2000m	1800m	1600m	1400m	1200m	1000m	800m	600m	400m	200m	WP	Average	
		Position in running (margin)	3(2.0)	1(0.0)	2(2.2)	2(2.2)	2(1.5)	2(1.7)	2(1.8)	2(1.6)	3(2.1)	3(2.3)	3(5.0)		6.90
		Sectional time (s)	14.61	14.55	15.81	15.74	15.58	16.08	16.07	14.72	14.56	14.40	14.34		
		Cumulative time (s)	166.46	151.85	137.30	121.49	105.75	90.17	74.09	58.02	43.30	28.74	14.34	3:17.86	
		Speed (m/s)	13.69	13.75	12.65	12.71	12.84	12.44	12.45	13.59	13.74	13.89	13.95	13.14	
		Stride length (m)	6.12	6.22	5.97	5.99	6.03	5.82	5.82	6.21	6.21	6.24	6.35	6.05	
		Stride duration (s)	0.447	0.453	0.472	0.472	0.470	0.468	0.467	0.457	0.452	0.449	0.456	0.461	
		Stride efficiency (%)	58.58	60.49	55.72	56.15	56.75	52.99	52.87	60.34	60.30	60.86	63.04	57.22	
		Stride count	32.67	32.15	33.49	33.36	33.19	34.34	34.38	32.19	32.20	32.05	31.49	429.66	



Note: Horizontal distance axis grid lines are 200m furlongs.

Disclaimer.

HRNZ and NZMTC and Thoroughbred Ratings Pty Ltd accepts no responsibility for the completeness or accuracy of any of the information contained herein, and makes no representations about its suitability for any particular purpose. Users should make their own judgements about those matters and/or seek independent advice. You assume all risks associated with use of the data provided on this page.



Race Results



July 21, 2023, Race 3, HARCOURTS HORNBY THANKS GLENYS FRENCH PACE, Distance 2600m, Addington - Survey 3200m

Result	TAB no.	Horse (Barrier)	2600 to	2400m to
7th	4	Louie Vista (5)	2400m	2200m
		Position in running (margin)	-	6(6.5)
		Sectional time (s)	16.97	14.81
		Cumulative time (s)	198.94	181.97
		Speed (m/s)	11.78	13.50
		Stride length (m)	26.46	11.29
		Stride duration (s)	2.141	0.836
		Stride efficiency (%)	1094.09	199.27
		Stride count	7.56	17.71

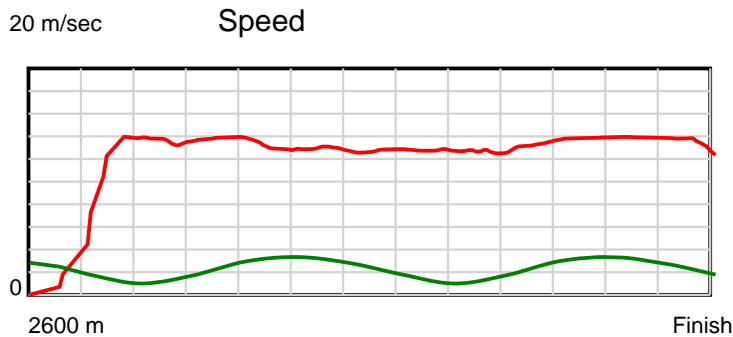
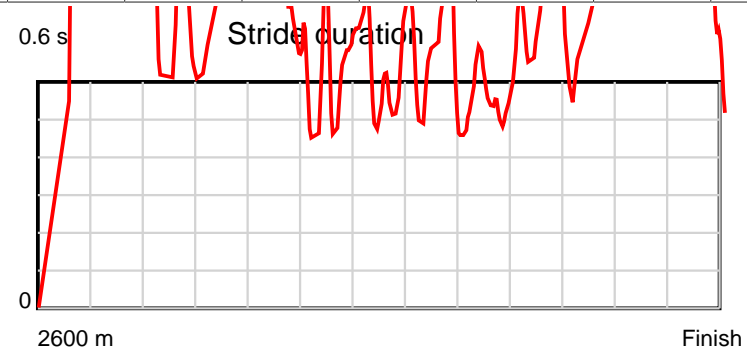
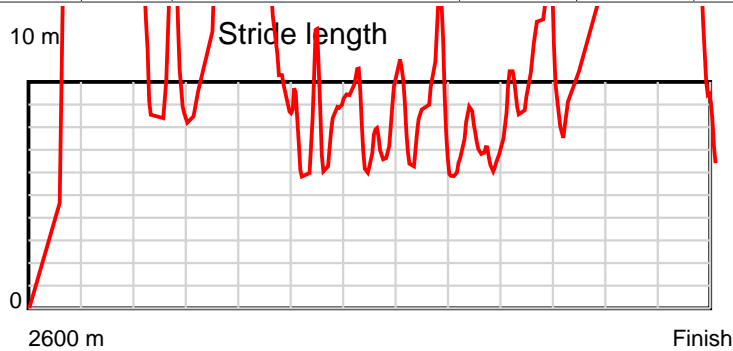
Disclaimer.

HRNZ and NZMTC and Thoroughbred Ratings Pty Ltd accepts no responsibility for the completeness or accuracy of any of the information contained herein, and makes no representations about its suitability for any particular purpose. Users should make their own judgements about those matters and/or seek independent advice. You assume all risks associated with use of the data provided on this page.

Race Results

July 21, 2023, Race 3, HARCOURTS HORNBY THANKS GLENYS FRENCH PACE, Distance 2600m, Addington - Survey 3200m

Result	TAB no.	Horse (Barrier)	2200m to	2000m to	1800m to	1600m to	1400m to	1200m to	1000m to	800m to	600m to	400m to	200m to	Total or	Margin
7th	4	Louie Vista (5)	2000m	1800m	1600m	1400m	1200m	1000m	800m	600m	400m	200m	WP	Average	
		Position in running (margin)	5(4.3)	4(4.9)	4(6.1)	3(4.3)	3(2.8)	3(3.2)	3(2.6)	4(2.2)	4(3.8)	4(3.8)	7(7.2)		12.90
		Sectional time (s)	15.04	14.38	15.51	15.60	15.63	15.96	16.03	14.90	14.51	14.51	15.09		
		Cumulative time (s)	167.16	152.12	137.74	122.23	106.63	91.00	75.04	59.01	44.11	29.60	15.09	3:18.94	
		Speed (m/s)	13.30	13.91	12.89	12.82	12.80	12.53	12.48	13.42	13.78	13.78	13.25	13.07	
		Stride length (m)	7.14	16.06	9.47	6.57	7.58	6.97	6.68	8.11	17.58	15.06	8.53	9.45	
		Stride duration (s)	0.537	1.155	0.735	0.512	0.592	0.556	0.535	0.604	1.276	1.093	0.644	0.723	
		Stride efficiency (%)	79.65	403.08	140.28	67.38	89.73	75.93	69.71	102.82	483.17	354.61	113.80	139.61	
		Stride count	28.01	12.45	21.11	30.46	26.39	28.69	29.94	24.66	11.37	13.28	23.44	275.07	



Note: Horizontal distance axis grid lines are 200m furlongs.

Disclaimer.

HRNZ and NZMTC and Thoroughbred Ratings Pty Ltd accepts no responsibility for the completeness or accuracy of any of the information contained herein, and makes no representations about its suitability for any particular purpose. Users should make their own judgements about those matters and/or seek independent advice. You assume all risks associated with use of the data provided on this page.



Race Results



July 21, 2023, Race 3, HARCOURTS HORNBY THANKS GLENYS FRENCH PACE, Distance 2600m, Addington - Survey 3200m

Result	TAB no.	Horse (Barrier)	2600 to	2400m to
8th	9	Pacific Thunde... (1)	2400m	2200m
		Position in running (margin)	-	8(12.0)
		Sectional time (s)	17.88	14.75
		Cumulative time (s)	206.00	188.12
		Speed (m/s)	11.18	13.56
		Stride length (m)	5.60	5.83
		Stride duration (s)	0.433	0.430
		Stride efficiency (%)	49.07	53.14
		Stride count	35.69	34.30

Disclaimer.

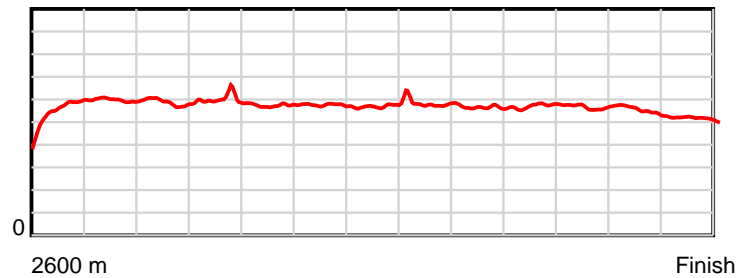
HRNZ and NZMTC and Thoroughbred Ratings Pty Ltd accepts no responsibility for the completeness or accuracy of any of the information contained herein, and makes no representations about its suitability for any particular purpose. Users should make their own judgements about those matters and/or seek independent advice. You assume all risks associated with use of the data provided on this page.

Race Results

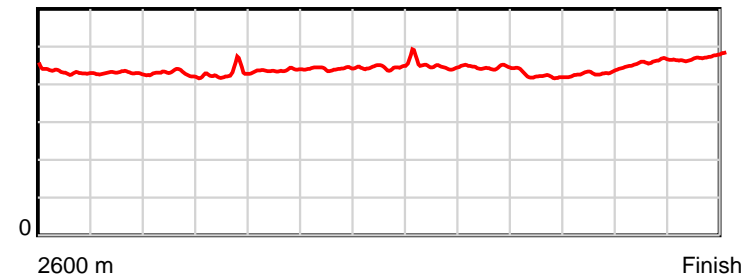
July 21, 2023, Race 3, HARCOURTS HORNBY THANKS GLENYS FRENCH PACE, Distance 2600m, Addington - Survey 3200m

Result	TAB no.	Horse (Barrier)	2200m to	2000m to	1800m to	1600m to	1400m to	1200m to	1000m to	800m to	600m to	400m to	200m to	Total or	Margin
8th	9	Pacific Thunde... (1)	2000m	1800m	1600m	1400m	1200m	1000m	800m	600m	400m	200m	WP	Average	
		Position in running (margin)	8(9.4)	8(9.7)	8(10.5)	7(8.7)	7(6.9)	7(7.4)	7(6.2)	8(6.3)	7(6.6)	8(12.8)	8(30.2)		52.10
		Sectional time (s)	14.99	14.32	15.50	15.57	15.63	15.86	16.11	14.69	15.54	16.83	18.33		
		Cumulative time (s)	173.37	158.38	144.06	128.56	112.99	97.36	81.50	65.39	50.70	35.16	18.33	3:26.00	
		Speed (m/s)	13.34	13.97	12.90	12.85	12.80	12.61	12.41	13.61	12.87	11.88	10.91	12.62	
		Stride length (m)	5.72	5.98	5.64	5.68	5.71	5.65	5.51	5.73	5.56	5.46	5.16	5.63	
		Stride duration (s)	0.428	0.428	0.437	0.442	0.447	0.448	0.444	0.421	0.432	0.460	0.473	0.446	
		Stride efficiency (%)	51.06	55.87	49.75	50.46	51.03	49.90	47.50	51.30	48.28	46.65	41.54	49.49	
		Stride count	34.99	33.45	35.45	35.20	35.00	35.39	36.27	34.91	35.98	36.60	38.79	462.02	

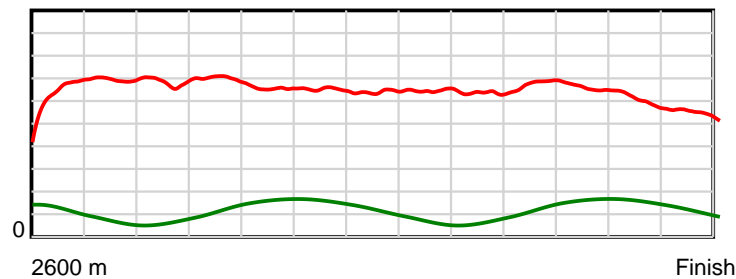
10 m Stride length



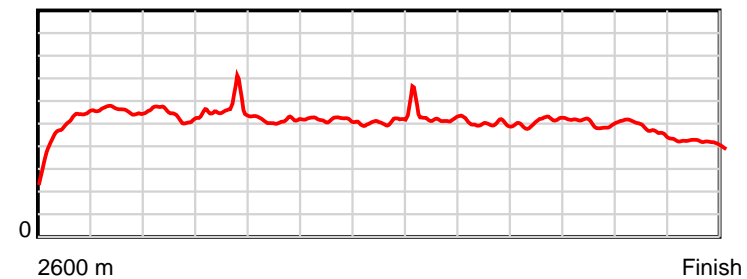
0.6 s Stride duration



20 m/sec Speed



100 % Stride efficiency



Note: Horizontal distance axis grid lines are 200m furlongs.

Disclaimer.

HRNZ and NZMTC and Thoroughbred Ratings Pty Ltd accepts no responsibility for the completeness or accuracy of any of the information contained herein, and makes no representations about its suitability for any particular purpose. Users should make their own judgements about those matters and/or seek independent advice. You assume all risks associated with use of the data provided on this page.



Race Results



July 21, 2023, Race 3, HARCOURTS HORNBY THANKS GLENYS FRENCH PACE, Distance 2600m, Addington - Survey 3200m

Result	TAB no.	Horse (Barrier)	2600 to	2400m to
9th	5	Beauview Topaz (6)	2400m	2200m
		Position in running (margin)	-	2(1.5)
		Sectional time (s)	15.92	15.44
		Cumulative time (s)	206.95	191.03
		Speed (m/s)	12.56	12.95
		Stride length (m)	5.90	6.51
		Stride duration (s)	0.471	0.503
		Stride efficiency (%)	54.42	66.25
		Stride count	33.89	30.72

Disclaimer.

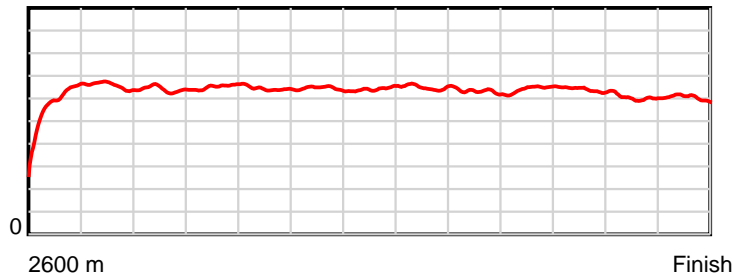
HRNZ and NZMTC and Thoroughbred Ratings Pty Ltd accepts no responsibility for the completeness or accuracy of any of the information contained herein, and makes no representations about its suitability for any particular purpose. Users should make their own judgements about those matters and/or seek independent advice. You assume all risks associated with use of the data provided on this page.

Race Results

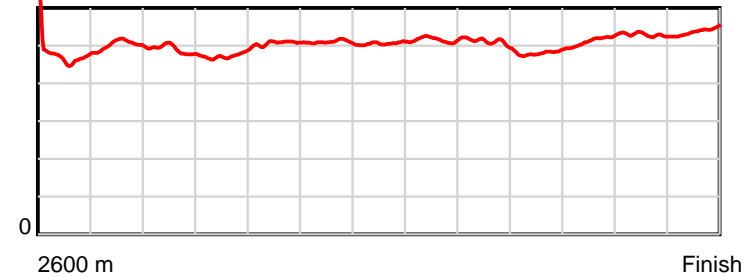
July 21, 2023, Race 3, HARCOURTS HORNBY THANKS GLENYS FRENCH PACE, Distance 2600m, Addington - Survey 3200m

Result	TAB no.	Horse (Barrier)	2200m to	2000m to	1800m to	1600m to	1400m to	1200m to	1000m to	800m to	600m to	400m to	200m to	Total or	Margin
9th	5	Beauview Topaz (6)	2000m	1800m	1600m	1400m	1200m	1000m	800m	600m	400m	200m	WP	Average	
		Position in running (margin)	4(3.1)	5(6.0)	5(8.0)	6(7.5)	6(5.8)	6(6.5)	6(5.9)	7(6.2)	8(8.0)	9(17.5)	9(38.9)		57.40
		Sectional time (s)	15.43	14.51	15.73	15.57	15.67	15.97	16.14	14.94	16.09	17.52	18.02		
		Cumulative time (s)	175.59	160.16	145.65	129.92	114.35	98.68	82.71	66.57	51.63	35.54	18.02	3:26.95	
		Speed (m/s)	12.96	13.78	12.71	12.85	12.76	12.52	12.39	13.39	12.43	11.42	11.10	12.56	
		Stride length (m)	6.34	6.53	6.45	6.54	6.45	6.46	6.31	6.44	6.39	6.03	5.99	6.33	
		Stride duration (s)	0.489	0.474	0.507	0.510	0.505	0.516	0.509	0.481	0.514	0.529	0.540	0.504	
		Stride efficiency (%)	62.71	66.64	65.01	66.89	65.08	65.27	62.25	64.76	63.89	56.86	56.03	62.56	
		Stride count	31.57	30.63	31.01	30.57	30.99	30.95	31.69	31.07	31.28	33.16	33.40	410.93	

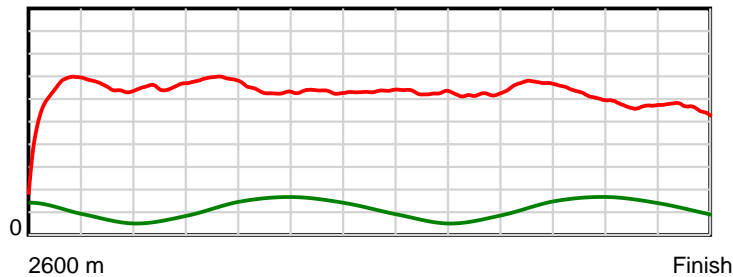
10 m Stride length



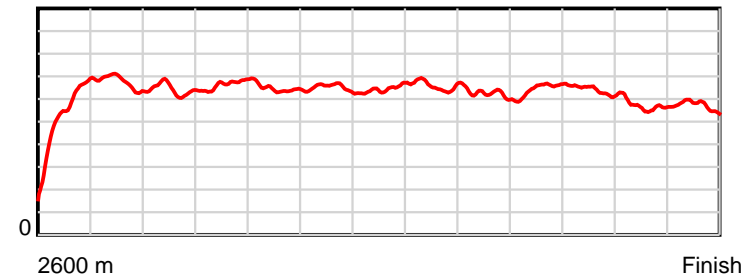
0.6 s Stride duration



20 m/sec Speed



100 % Stride efficiency



Note: Horizontal distance axis grid lines are 200m furlongs.

Disclaimer.

HRNZ and NZMTC and Thoroughbred Ratings Pty Ltd accepts no responsibility for the completeness or accuracy of any of the information contained herein, and makes no representations about its suitability for any particular purpose. Users should make their own judgements about those matters and/or seek independent advice. You assume all risks associated with use of the data provided on this page.