



## Race Results

NZ Metropolitan Trotting Club Inc, HRNZ, July 21, 2023

Compilation date: July 21, 2023, 7:54:53 PM (NZST)

Copyright © 2023 HRNZ and NZMTC. All rights reserved.

### Trademarks.

StrideMASTER is a registered trademark of Thoroughbred Ratings Pty Ltd.

### Disclaimer.

HRNZ and NZMTC and Thoroughbred Ratings Pty Ltd accepts no responsibility for the completeness or accuracy of any of the information contained herein, and makes no representations about its suitability for any particular purpose. Users should make their own judgements about those matters and/or seek independent advice. You assume all risks associated with use of the data provided on this page.



# Race Results



July 21, 2023, Race 6, SWEET SUCCESS WITH SWEET LOU HANDICAP PACE, Distance 2600m, Addington - Survey 3200m

Result	TAB no.	Horse (Barrier)	2600 to	2400m to
1st	7	American Me (2)	2400m	2200m
		Position in running (margin)	-	7(13.0)
		Sectional time (s)	17.44	14.29
		Cumulative time (s)	191.81	174.37
		Speed (m/s)	11.47	14.00
		Stride length (m)	6.12	6.40
		Stride duration (s)	0.442	0.457
		Stride efficiency (%)	58.52	64.04
		Stride count	32.68	31.24

#### Disclaimer.

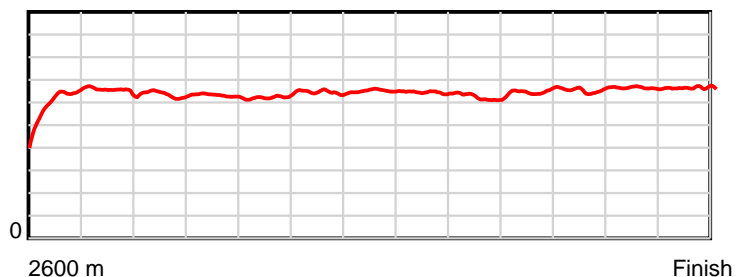
HRNZ and NZMTC and Thoroughbred Ratings Pty Ltd accepts no responsibility for the completeness or accuracy of any of the information contained herein, and makes no representations about its suitability for any particular purpose. Users should make their own judgements about those matters and/or seek independent advice. You assume all risks associated with use of the data provided on this page.

# Race Results

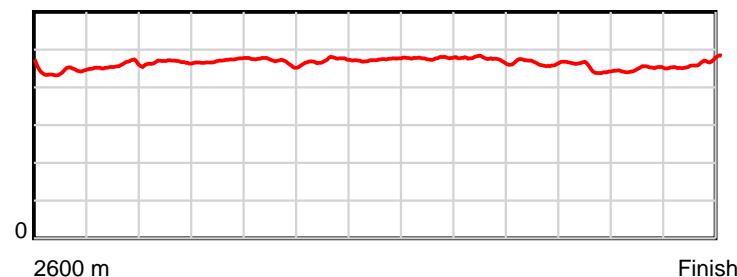
July 21, 2023, Race 6, SWEET SUCCESS WITH SWEET LOU HANDICAP PACE, Distance 2600m, Addington - Survey 3200m

Result	TAB no.	Horse (Barrier)	2200m to	2000m to	1800m to	1600m to	1400m to	1200m to	1000m to	800m to	600m to	400m to	200m to	Total or	Margin
1st	7	American Me (2)	2000m	1800m	1600m	1400m	1200m	1000m	800m	600m	400m	200m	WP	Average	
		Position in running (margin)	6(11.9)	6(11.4)	6(11.1)	6(7.7)	6(9.4)	6(8.9)	6(7.4)	6(6.4)	6(3.9)	5(3.6)	2(1.1)		0.00
		Sectional time (s)	14.65	14.92	15.24	14.96	14.30	15.00	14.98	14.29	14.02	13.96	13.76		
		Cumulative time (s)	160.08	145.43	130.51	115.27	100.31	86.01	71.01	56.03	41.74	27.72	13.76	3:11.81	
		Speed (m/s)	13.65	13.40	13.12	13.37	13.99	13.33	13.35	14.00	14.27	14.33	14.53	13.55	
		Stride length (m)	6.38	6.32	6.15	6.31	6.62	6.36	6.33	6.51	6.44	6.44	6.76	6.39	
		Stride duration (s)	0.467	0.471	0.469	0.472	0.474	0.477	0.474	0.465	0.451	0.450	0.465	0.471	
		Stride efficiency (%)	63.59	62.34	59.11	62.17	68.58	63.12	62.58	66.31	64.71	64.82	71.51	63.82	
		Stride count	31.35	31.67	32.52	31.71	30.19	31.47	31.61	30.70	31.08	31.05	29.56	406.83	

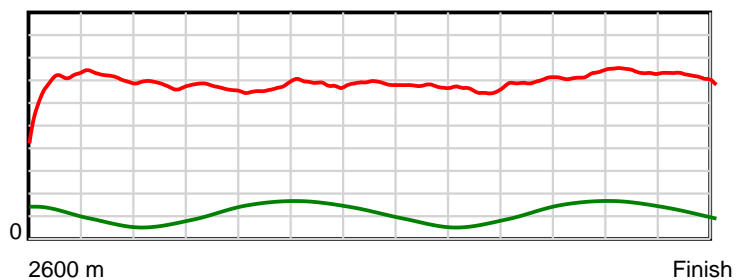
10 m Stride length



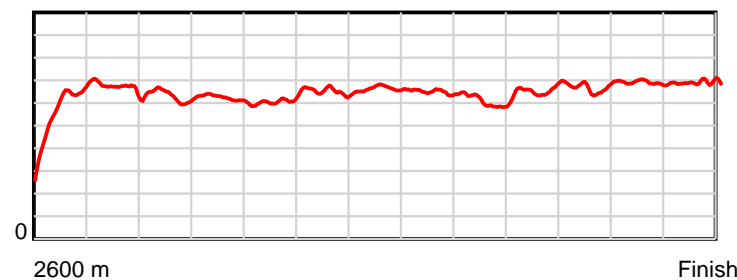
0.6 s Stride duration



20 m/sec Speed



100 % Stride efficiency



Note: Horizontal distance axis grid lines are 200m furlongs.

**Disclaimer.**

HRNZ and NZMTC and Thoroughbred Ratings Pty Ltd accepts no responsibility for the completeness or accuracy of any of the information contained herein, and makes no representations about its suitability for any particular purpose. Users should make their own judgements about those matters and/or seek independent advice. You assume all risks associated with use of the data provided on this page.



# Race Results



July 21, 2023, Race 6, SWEET SUCCESS WITH SWEET LOU HANDICAP PACE, Distance 2600m, Addington - Survey 3200m

Result	TAB no.	Horse (Barrier)	2600 to	2400m to
2nd	9	Aardie's Expre... (1)	2400m	2200m
		Position in running (margin)	-	8(18.9)
		Sectional time (s)	18.46	14.29
		Cumulative time (s)	192.08	173.62
		Speed (m/s)	10.83	14.00
		Stride length (m)	6.09	6.18
		Stride duration (s)	0.438	0.442
		Stride efficiency (%)	58.00	59.78
		Stride count	32.83	32.34

#### Disclaimer.

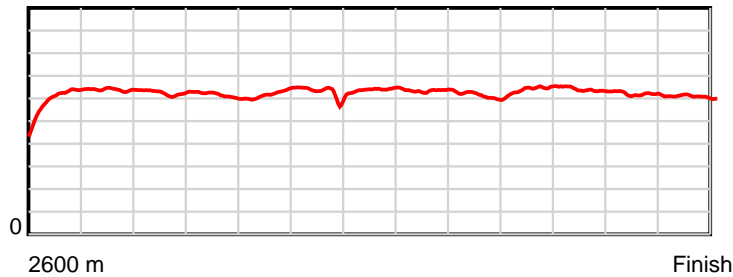
HRNZ and NZMTC and Thoroughbred Ratings Pty Ltd accepts no responsibility for the completeness or accuracy of any of the information contained herein, and makes no representations about its suitability for any particular purpose. Users should make their own judgements about those matters and/or seek independent advice. You assume all risks associated with use of the data provided on this page.

# Race Results

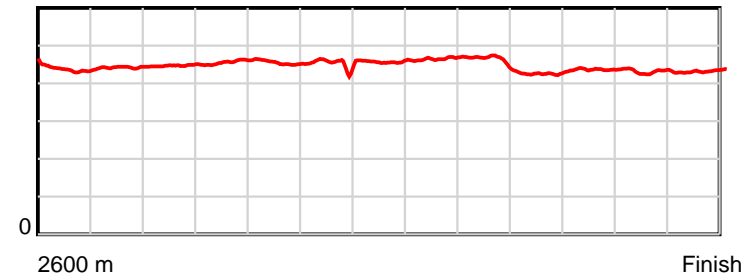
July 21, 2023, Race 6, SWEET SUCCESS WITH SWEET LOU HANDICAP PACE, Distance 2600m, Addington - Survey 3200m

Result	TAB no.	Horse (Barrier)	2200m to	2000m to	1800m to	1600m to	1400m to	1200m to	1000m to	800m to	600m to	400m to	200m to	Total or	Margin
2nd	9	Aardie's Expre... (1)	2000m	1800m	1600m	1400m	1200m	1000m	800m	600m	400m	200m	WP	Average	
		Position in running (margin)	8(17.7)	8(16.0)	8(15.5)	8(10.8)	8(12.7)	8(12.3)	8(10.6)	8(10.6)	2(1.5)	2(0.8)	1(0.0)		1.50
		Sectional time (s)	14.44	14.88	15.03	15.00	14.31	14.98	15.14	13.19	13.97	14.24	14.15		
		Cumulative time (s)	159.33	144.89	130.01	114.98	99.98	85.67	70.69	55.55	42.36	28.39	14.15	3:12.08	
		Speed (m/s)	13.85	13.44	13.31	13.33	13.98	13.35	13.21	15.16	14.32	14.04	14.13	13.54	
		Stride length (m)	6.19	6.12	6.06	6.04	6.39	6.22	6.08	6.45	6.26	6.05	6.11	6.17	
		Stride duration (s)	0.447	0.456	0.455	0.453	0.457	0.466	0.460	0.426	0.437	0.431	0.432	0.456	
		Stride efficiency (%)	59.95	58.61	57.34	57.00	63.80	60.48	57.68	65.10	61.19	57.23	58.31	59.50	
		Stride count	32.29	32.66	33.02	33.12	31.30	32.15	32.92	30.99	31.96	33.05	32.74	421.37	

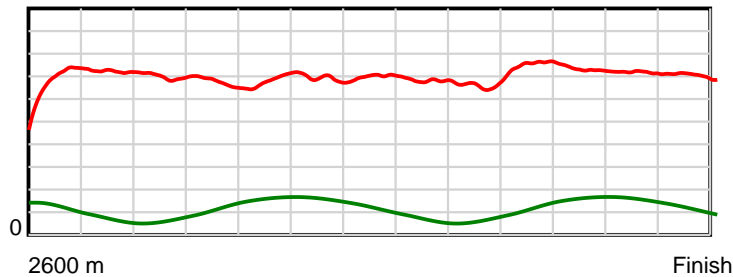
10 m Stride length



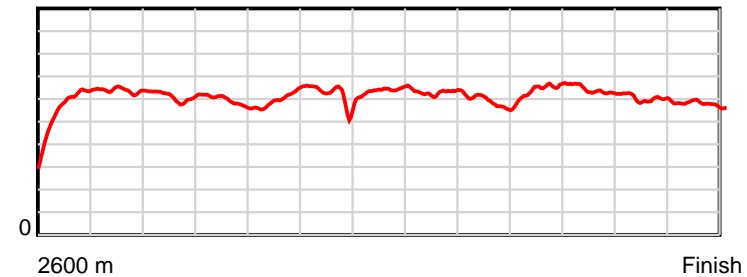
0.6 s Stride duration



20 m/sec Speed



100 % Stride efficiency



Note: Horizontal distance axis grid lines are 200m furlongs.

## Disclaimer.

HRNZ and NZMTC and Thoroughbred Ratings Pty Ltd accepts no responsibility for the completeness or accuracy of any of the information contained herein, and makes no representations about its suitability for any particular purpose. Users should make their own judgements about those matters and/or seek independent advice. You assume all risks associated with use of the data provided on this page.



# Race Results



July 21, 2023, Race 6, SWEET SUCCESS WITH SWEET LOU HANDICAP PACE, Distance 2600m, Addington - Survey 3200m

Result	TAB no.	Horse (Barrier)	2600 to	2400m to
3rd	4	<b>Boudica (7)</b>	<b>2400m</b>	<b>2200m</b>
		Position in running (margin)	-	1(0.0)
		Sectional time (s)	15.40	14.48
		Cumulative time (s)	192.11	176.71
		Speed (m/s)	12.98	13.81
		Stride length (m)	7.40	8.36
		Stride duration (s)	0.565	0.606
		Stride efficiency (%)	85.47	109.28
		Stride count	27.04	23.92

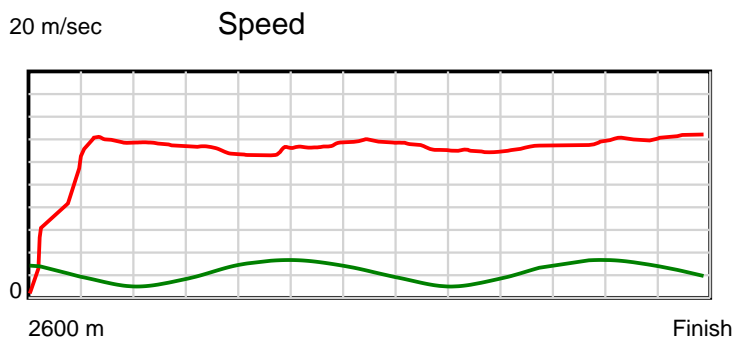
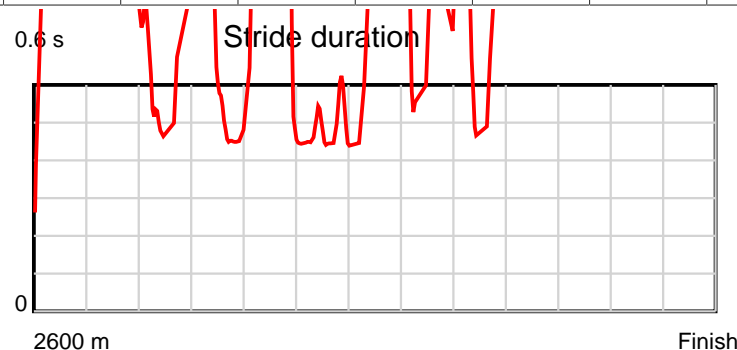
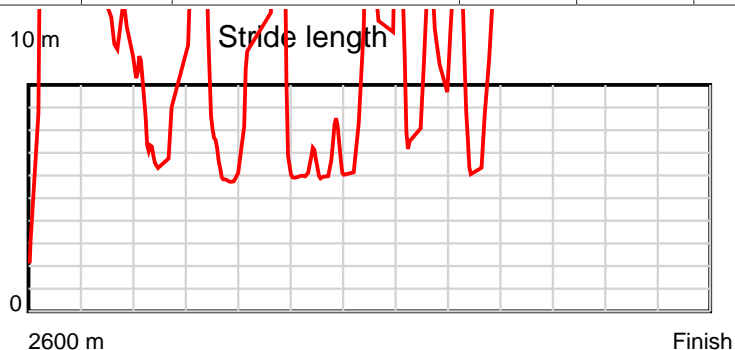
#### Disclaimer.

HRNZ and NZMTC and Thoroughbred Ratings Pty Ltd accepts no responsibility for the completeness or accuracy of any of the information contained herein, and makes no representations about its suitability for any particular purpose. Users should make their own judgements about those matters and/or seek independent advice. You assume all risks associated with use of the data provided on this page.

# Race Results

July 21, 2023, Race 6, SWEET SUCCESS WITH SWEET LOU HANDICAP PACE, Distance 2600m, Addington - Survey 3200m

Result	TAB no.	Horse (Barrier)	2200m to	2000m to	1800m to	1600m to	1400m to	1200m to	1000m to	800m to	600m to	400m to	200m to	Total or	Margin
3rd	4	<b>Boudica (7)</b>	<b>2000m</b>	<b>1800m</b>	<b>1600m</b>	<b>1400m</b>	<b>1200m</b>	<b>1000m</b>	<b>800m</b>	<b>600m</b>	<b>400m</b>	<b>200m</b>	<b>WP</b>	<b>Average</b>	
		Position in running (margin)	1(0.0)	1(0.0)	2(2.0)	1(0.0)	2(1.8)	2(1.9)	2(1.9)	2(2.2)	3(1.9)	3(1.7)	3(1.8)		1.70
		Sectional time (s)	14.73	15.30	15.48	14.99	14.39	15.25	15.19	14.66	14.05	14.40	13.79		
		Cumulative time (s)	162.23	147.50	132.20	116.72	101.73	87.34	72.09	56.90	42.24	28.19	13.79	3:12.11	
		Speed (m/s)	13.58	13.07	12.92	13.34	13.90	13.11	13.17	13.64	14.23	13.89	14.50	13.53	
		Stride length (m)	9.18	7.90	7.50	6.25	11.13	8.15	8.51	17.78	16.34	13.52	12.63	9.39	
		Stride duration (s)	0.676	0.604	0.581	0.468	0.801	0.622	0.646	1.303	1.148	0.973	0.871	0.694	
		Stride efficiency (%)	131.69	97.41	87.98	60.95	193.69	103.90	113.21	493.96	417.26	285.54	249.21	137.80	
		Stride count	21.79	25.33	26.65	32.02	17.96	24.53	23.50	11.25	12.24	14.80	15.84	276.87	



Note: Horizontal distance axis grid lines are 200m furlongs.

## Disclaimer.

HRNZ and NZMTC and Thoroughbred Ratings Pty Ltd accepts no responsibility for the completeness or accuracy of any of the information contained herein, and makes no representations about its suitability for any particular purpose. Users should make their own judgements about those matters and/or seek independent advice. You assume all risks associated with use of the data provided on this page.



# Race Results



July 21, 2023, Race 6, SWEET SUCCESS WITH SWEET LOU HANDICAP PACE, Distance 2600m, Addington - Survey 3200m

Result	TAB no.	Horse (Barrier)	2600 to	2400m to
4th	6	<b>Evangelist (0)</b>	<b>2400m</b>	<b>2200m</b>
		Position in running (margin)	-	5(10.6)
		Sectional time (s)	17.10	14.34
		Cumulative time (s)	192.86	175.76
		Speed (m/s)	11.69	13.95
		Stride length (m)	5.43	6.06
		Stride duration (s)	0.421	0.435
		Stride efficiency (%)	46.15	57.42
		Stride count	36.80	32.99

#### Disclaimer.

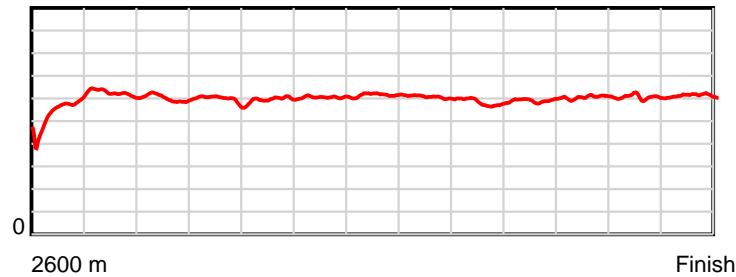
HRNZ and NZMTC and Thoroughbred Ratings Pty Ltd accepts no responsibility for the completeness or accuracy of any of the information contained herein, and makes no representations about its suitability for any particular purpose. Users should make their own judgements about those matters and/or seek independent advice. You assume all risks associated with use of the data provided on this page.

# Race Results

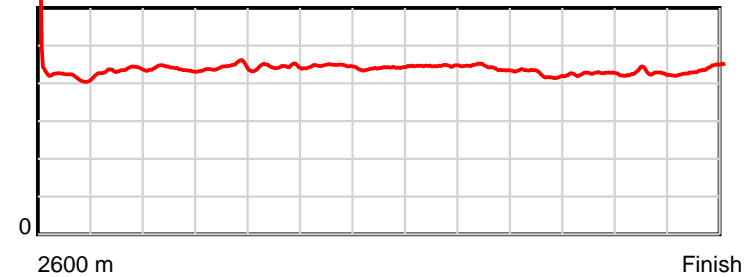
July 21, 2023, Race 6, SWEET SUCCESS WITH SWEET LOU HANDICAP PACE, Distance 2600m, Addington - Survey 3200m

Result	TAB no.	Horse (Barrier)	2200m to	2000m to	1800m to	1600m to	1400m to	1200m to	1000m to	800m to	600m to	400m to	200m to	Total or	Margin
4th	6	Evangelist (0)	2000m	1800m	1600m	1400m	1200m	1000m	800m	600m	400m	200m	WP	Average	
		Position in running (margin)	5(9.8)	5(8.9)	5(8.4)	5(4.1)	5(6.7)	5(6.8)	4(5.2)	4(5.0)	4(2.7)	4(3.5)	5(3.9)		5.80
		Sectional time (s)	14.58	14.89	15.09	15.11	14.40	15.00	15.10	14.32	14.20	14.45	14.28		
		Cumulative time (s)	161.42	146.84	131.95	116.86	101.75	87.35	72.35	57.25	42.93	28.73	14.28	3:12.86	
		Speed (m/s)	13.72	13.43	13.25	13.24	13.89	13.33	13.25	13.97	14.08	13.84	14.01	13.48	
		Stride length (m)	6.02	5.96	5.88	5.91	6.11	5.95	5.84	5.93	6.00	5.90	6.12	5.93	
		Stride duration (s)	0.439	0.444	0.444	0.447	0.440	0.446	0.441	0.424	0.426	0.426	0.437	0.440	
		Stride efficiency (%)	56.58	55.58	53.98	54.63	58.34	55.26	53.32	54.92	56.19	54.43	58.62	54.90	
		Stride count	33.24	33.54	34.03	33.83	32.73	33.63	34.24	33.74	33.35	33.89	32.65	438.66	

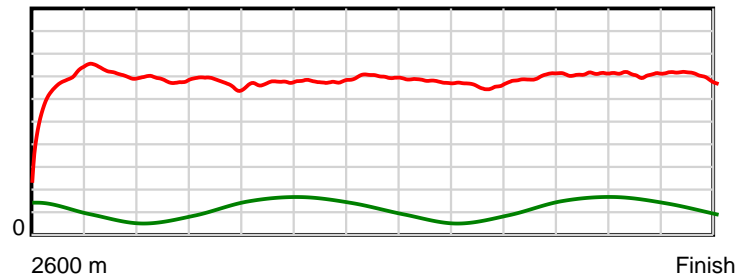
10 m Stride length



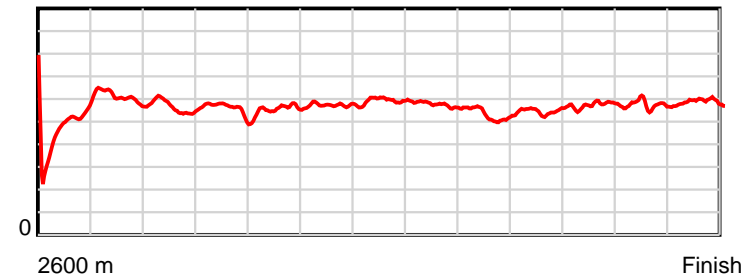
0.6 s Stride duration



20 m/sec Speed



100 % Stride efficiency



Note: Horizontal distance axis grid lines are 200m furlongs.

## Disclaimer.

HRNZ and NZMTC and Thoroughbred Ratings Pty Ltd accepts no responsibility for the completeness or accuracy of any of the information contained herein, and makes no representations about its suitability for any particular purpose. Users should make their own judgements about those matters and/or seek independent advice. You assume all risks associated with use of the data provided on this page.



# Race Results



July 21, 2023, Race 6, SWEET SUCCESS WITH SWEET LOU HANDICAP PACE, Distance 2600m, Addington - Survey 3200m

Result	TAB no.	Horse (Barrier)	2600 to	2400m to
5th	2	<b>Just Holla (5)</b>	<b>2400m</b>	<b>2200m</b>
		Position in running (margin)	-	2(2.2)
		Sectional time (s)	15.63	14.46
		Cumulative time (s)	192.92	177.29
		Speed (m/s)	12.79	13.83
		Stride length (m)	5.53	6.05
		Stride duration (s)	0.428	0.437
		Stride efficiency (%)	47.81	57.24
		Stride count	36.16	33.05

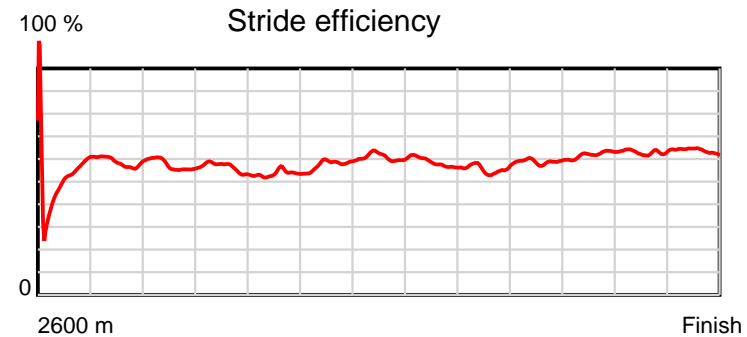
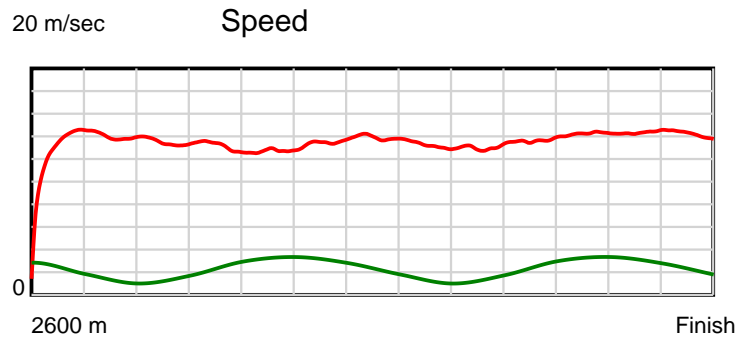
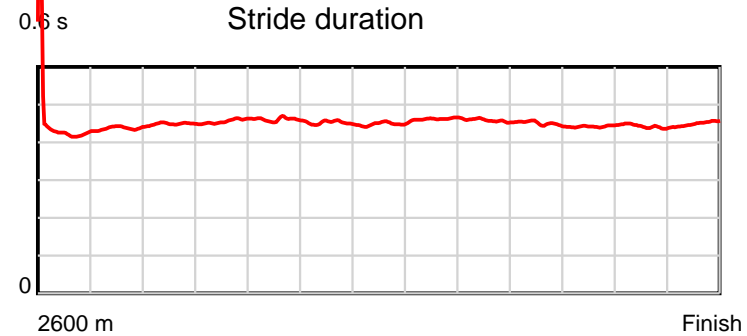
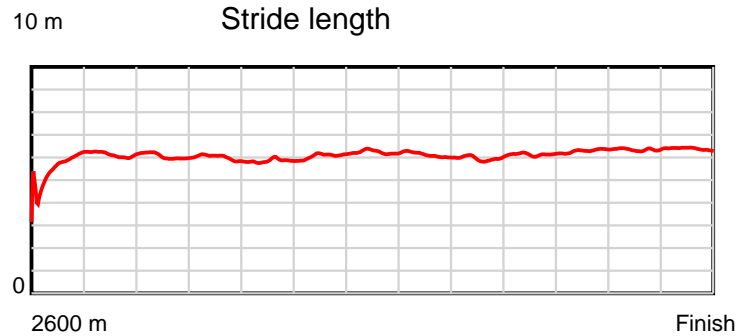
#### Disclaimer.

HRNZ and NZMTC and Thoroughbred Ratings Pty Ltd accepts no responsibility for the completeness or accuracy of any of the information contained herein, and makes no representations about its suitability for any particular purpose. Users should make their own judgements about those matters and/or seek independent advice. You assume all risks associated with use of the data provided on this page.

# Race Results

July 21, 2023, Race 6, SWEET SUCCESS WITH SWEET LOU HANDICAP PACE, Distance 2600m, Addington - Survey 3200m

Result	TAB no.	Horse (Barrier)	2200m to	2000m to	1800m to	1600m to	1400m to	1200m to	1000m to	800m to	600m to	400m to	200m to	Total or	Margin
5th	2	Just Holla (5)	2000m	1800m	1600m	1400m	1200m	1000m	800m	600m	400m	200m	WP	Average	
		Position in running (margin)	3(2.1)	3(2.4)	3(3.8)	4(3.7)	4(6.0)	4(5.7)	5(5.5)	5(5.8)	7(5.5)	7(5.7)	7(5.3)		6.10
		Sectional time (s)	14.78	15.20	15.79	15.07	14.33	15.23	15.18	14.66	14.12	14.30	14.17		
		Cumulative time (s)	162.83	148.05	132.85	117.06	101.99	87.66	72.43	57.25	42.59	28.47	14.17	3:12.92	
		Speed (m/s)	13.53	13.16	12.67	13.27	13.96	13.13	13.18	13.64	14.16	13.99	14.11	13.48	
		Stride length (m)	6.08	6.00	5.83	5.99	6.27	6.07	6.03	6.14	6.26	6.19	6.36	6.06	
		Stride duration (s)	0.449	0.456	0.460	0.452	0.449	0.462	0.458	0.450	0.442	0.443	0.451	0.449	
		Stride efficiency (%)	57.73	56.32	53.13	56.12	61.39	57.59	56.89	58.97	61.33	59.88	63.20	57.30	
		Stride count	32.90	33.32	34.30	33.37	31.91	32.95	33.15	32.56	31.92	32.31	31.45	429.35	



Note: Horizontal distance axis grid lines are 200m furlongs.

#### Disclaimer.

HRNZ and NZMTC and Thoroughbred Ratings Pty Ltd accepts no responsibility for the completeness or accuracy of any of the information contained herein, and makes no representations about its suitability for any particular purpose. Users should make their own judgements about those matters and/or seek independent advice. You assume all risks associated with use of the data provided on this page.



# Race Results



July 21, 2023, Race 6, SWEET SUCCESS WITH SWEET LOU HANDICAP PACE, Distance 2600m, Addington - Survey 3200m

Result	TAB no.	Horse (Barrier)	2600 to	2400m to
6th	3	Champagneandwi... (6)	2400m	2200m
		Position in running (margin)	-	3(2.6)
		Sectional time (s)	15.62	14.22
		Cumulative time (s)	193.06	177.44
		Speed (m/s)	12.80	14.06
		Stride length (m)	5.37	6.04
		Stride duration (s)	0.421	0.429
		Stride efficiency (%)	45.11	56.97
		Stride count	37.22	33.12

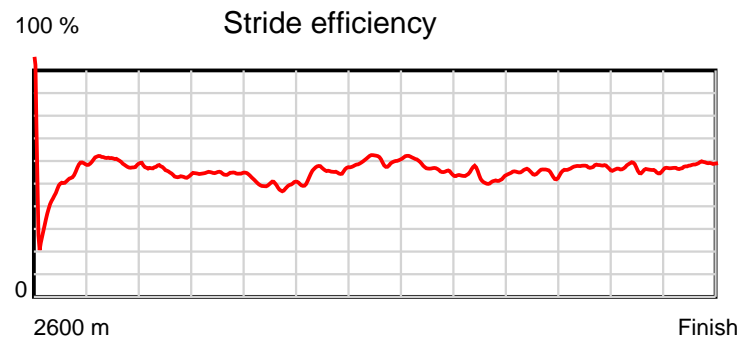
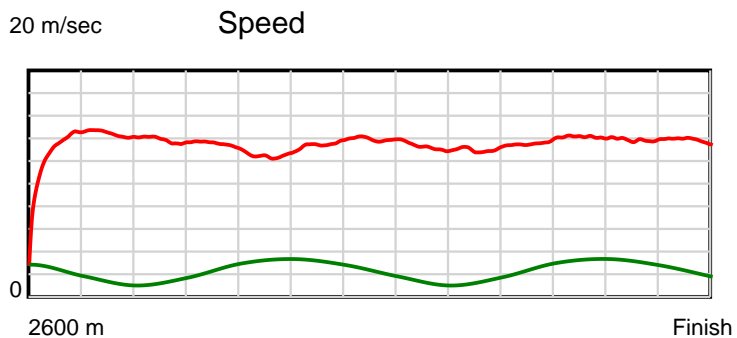
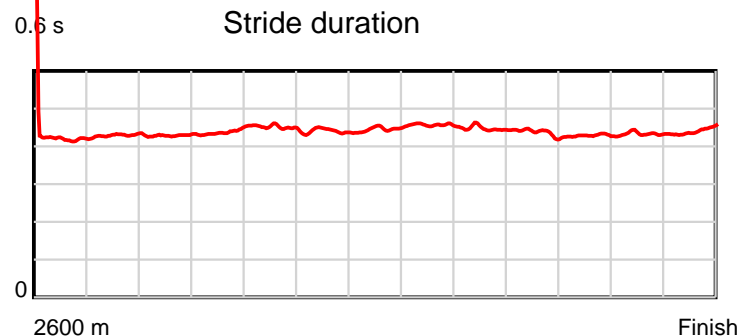
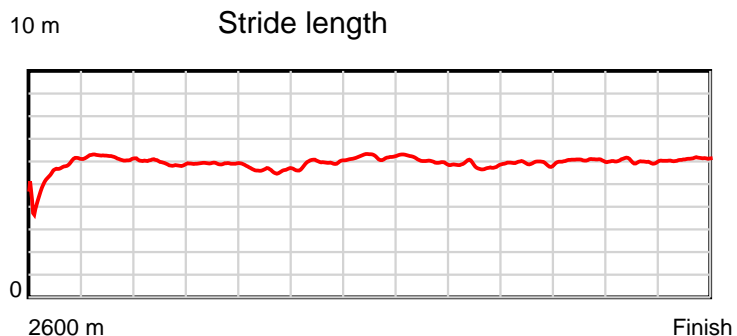
#### Disclaimer.

HRNZ and NZMTC and Thoroughbred Ratings Pty Ltd accepts no responsibility for the completeness or accuracy of any of the information contained herein, and makes no representations about its suitability for any particular purpose. Users should make their own judgements about those matters and/or seek independent advice. You assume all risks associated with use of the data provided on this page.

# Race Results

July 21, 2023, Race 6, SWEET SUCCESS WITH SWEET LOU HANDICAP PACE, Distance 2600m, Addington - Survey 3200m

Result	TAB no.	Horse (Barrier)	2200m to	2000m to	1800m to	1600m to	1400m to	1200m to	1000m to	800m to	600m to	400m to	200m to	Total or	Margin
6th	3	Champagneandwi... (6)	2000m	1800m	1600m	1400m	1200m	1000m	800m	600m	400m	200m	WP	Average	
		Position in running (margin)	2(1.1)	2(0.3)	1(0.0)	3(1.6)	3(3.6)	3(3.7)	3(3.6)	3(3.7)	5(3.6)	6(3.7)	6(4.4)		6.90
		Sectional time (s)	14.60	14.92	16.07	15.02	14.40	15.24	15.16	14.68	14.10	14.50	14.53		
		Cumulative time (s)	163.22	148.62	133.70	117.63	102.61	88.21	72.97	57.81	43.13	29.03	14.53	3:13.06	
		Speed (m/s)	13.70	13.40	12.45	13.32	13.89	13.12	13.19	13.62	14.18	13.79	13.76	13.47	
		Stride length (m)	5.87	5.87	5.62	5.86	6.20	6.00	5.89	5.95	6.08	5.98	6.08	5.90	
		Stride duration (s)	0.428	0.438	0.451	0.440	0.446	0.457	0.447	0.437	0.429	0.433	0.442	0.438	
		Stride efficiency (%)	53.77	53.88	49.31	53.67	59.98	56.17	54.25	55.34	57.77	55.82	57.79	54.40	
		Stride count	34.10	34.06	35.60	34.13	32.28	33.36	33.94	33.61	32.89	33.46	32.89	440.66	



Note: Horizontal distance axis grid lines are 200m furlongs.

#### Disclaimer.

HRNZ and NZMTC and Thoroughbred Ratings Pty Ltd accepts no responsibility for the completeness or accuracy of any of the information contained herein, and makes no representations about its suitability for any particular purpose. Users should make their own judgements about those matters and/or seek independent advice. You assume all risks associated with use of the data provided on this page.



# Race Results



July 21, 2023, Race 6, SWEET SUCCESS WITH SWEET LOU HANDICAP PACE, Distance 2600m, Addington - Survey 3200m

Result	TAB no.	Horse (Barrier)	2600 to	2400m to
7th	5	Deny Everythin... (3)	2400m	2200m
		Position in running (margin)	-	4(5.3)
		Sectional time (s)	15.99	14.37
		Cumulative time (s)	195.34	179.35
		Speed (m/s)	12.50	13.92
		Stride length (m)	6.41	6.94
		Stride duration (s)	0.467	0.498
		Stride efficiency (%)	64.22	75.20
		Stride count	31.20	28.83

#### Disclaimer.

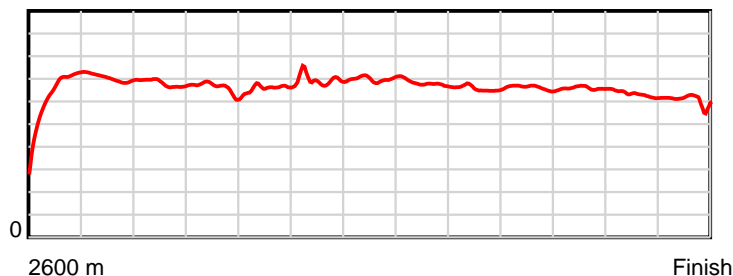
HRNZ and NZMTC and Thoroughbred Ratings Pty Ltd accepts no responsibility for the completeness or accuracy of any of the information contained herein, and makes no representations about its suitability for any particular purpose. Users should make their own judgements about those matters and/or seek independent advice. You assume all risks associated with use of the data provided on this page.

# Race Results

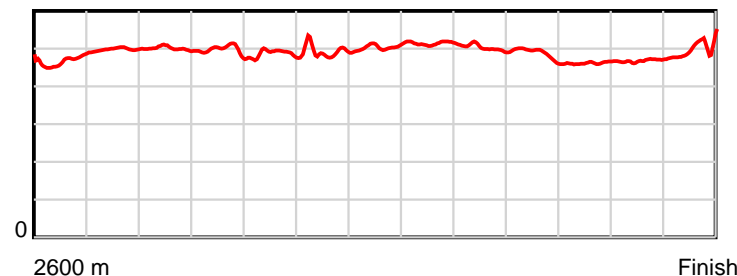
July 21, 2023, Race 6, SWEET SUCCESS WITH SWEET LOU HANDICAP PACE, Distance 2600m, Addington - Survey 3200m

Result	TAB no.	Horse (Barrier)	2200m to	2000m to	1800m to	1600m to	1400m to	1200m to	1000m to	800m to	600m to	400m to	200m to	Total or	Margin
7th	5	Deny Everythin... (3)	2000m	1800m	1600m	1400m	1200m	1000m	800m	600m	400m	200m	WP	Average	
		Position in running (margin)	4(4.6)	4(4.7)	4(5.9)	2(1.1)	1(0.0)	1(0.0)	1(0.0)	1(0.0)	1(0.0)	1(0.0)	4(3.8)		19.60
		Sectional time (s)	14.74	15.17	15.01	14.50	14.38	15.26	15.14	14.70	14.08	15.02	16.98		
		Cumulative time (s)	164.98	150.24	135.07	120.06	105.56	91.18	75.92	60.78	46.08	32.00	16.98	3:15.34	
		Speed (m/s)	13.57	13.18	13.32	13.79	13.91	13.11	13.21	13.61	14.20	13.32	11.78	13.31	
		Stride length (m)	6.79	6.54	6.49	6.77	7.02	6.73	6.63	6.61	6.57	6.23	5.90	6.57	
		Stride duration (s)	0.500	0.496	0.487	0.491	0.505	0.514	0.502	0.486	0.462	0.468	0.500	0.494	
		Stride efficiency (%)	72.02	66.82	65.73	71.58	77.04	70.82	68.61	68.28	67.38	60.69	54.31	67.51	
		Stride count	29.46	30.58	30.84	29.55	28.48	29.71	30.18	30.26	30.46	32.09	33.93	395.57	

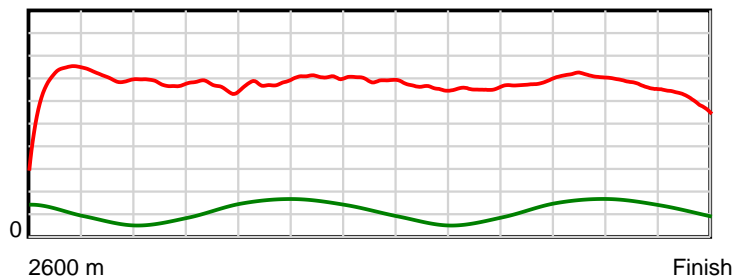
10 m Stride length



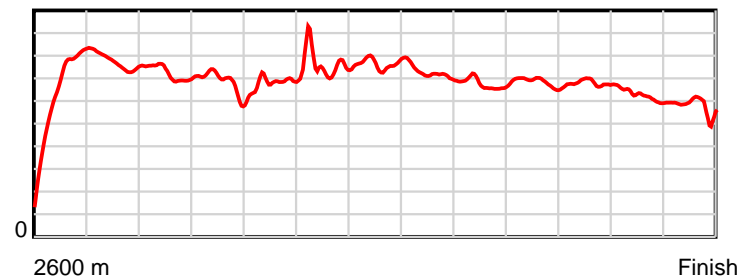
0.6 s Stride duration



20 m/sec Speed



100 % Stride efficiency



Note: Horizontal distance axis grid lines are 200m furlongs.

## Disclaimer.

HRNZ and NZMTC and Thoroughbred Ratings Pty Ltd accepts no responsibility for the completeness or accuracy of any of the information contained herein, and makes no representations about its suitability for any particular purpose. Users should make their own judgements about those matters and/or seek independent advice. You assume all risks associated with use of the data provided on this page.



# Race Results



July 21, 2023, Race 6, SWEET SUCCESS WITH SWEET LOU HANDICAP PACE, Distance 2600m, Addington - Survey 3200m

Result	TAB no.	Horse (Barrier)	2600 to	2400m to
8th	8	Lifes A Beach (4)	2400m	2200m
		Position in running (margin)	-	6(11.8)
		Sectional time (s)	17.15	14.68
		Cumulative time (s)	195.74	178.59
		Speed (m/s)	11.66	13.62
		Stride length (m)	5.73	5.95
		Stride duration (s)	0.414	0.436
		Stride efficiency (%)	51.38	55.23
		Stride count	34.88	33.64

#### Disclaimer.

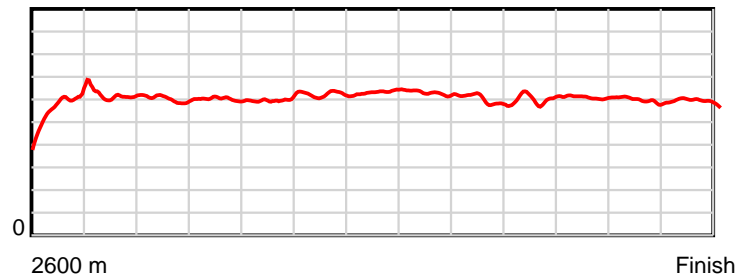
HRNZ and NZMTC and Thoroughbred Ratings Pty Ltd accepts no responsibility for the completeness or accuracy of any of the information contained herein, and makes no representations about its suitability for any particular purpose. Users should make their own judgements about those matters and/or seek independent advice. You assume all risks associated with use of the data provided on this page.

# Race Results

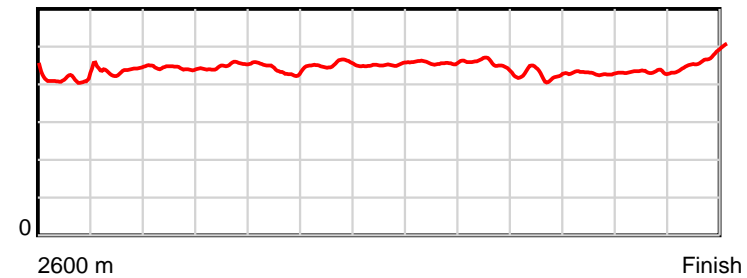
July 21, 2023, Race 6, SWEET SUCCESS WITH SWEET LOU HANDICAP PACE, Distance 2600m, Addington - Survey 3200m

Result	TAB no.	Horse (Barrier)	2200m to	2000m to	1800m to	1600m to	1400m to	1200m to	1000m to	800m to	600m to	400m to	200m to	Total or	Margin
8th	8	Lifes A Beach (4)	2000m	1800m	1600m	1400m	1200m	1000m	800m	600m	400m	200m	WP	Average	
		Position in running (margin)	7(13.0)	7(13.2)	7(13.1)	7(8.1)	7(11.2)	7(10.7)	7(9.2)	7(8.7)	8(5.7)	8(7.4)	8(11.6)		21.80
		Sectional time (s)	14.77	14.95	14.98	15.19	14.30	15.01	15.07	14.20	14.37	15.07	16.00		
		Cumulative time (s)	163.91	149.14	134.19	119.21	104.02	89.72	74.71	59.64	45.44	31.07	16.00	3:15.74	
		Speed (m/s)	13.54	13.38	13.35	13.17	13.99	13.32	13.27	14.08	13.92	13.27	12.50	13.28	
		Stride length (m)	6.01	6.01	5.87	5.97	6.33	6.10	5.97	6.01	5.98	5.75	5.91	5.96	
		Stride duration (s)	0.444	0.449	0.440	0.453	0.452	0.458	0.450	0.427	0.430	0.433	0.473	0.449	
		Stride efficiency (%)	56.40	56.42	53.90	55.62	62.58	58.12	55.77	56.49	55.85	51.58	54.53	55.59	
		Stride count	33.29	33.29	34.05	33.52	31.60	32.79	33.48	33.26	33.45	34.81	33.86	435.92	

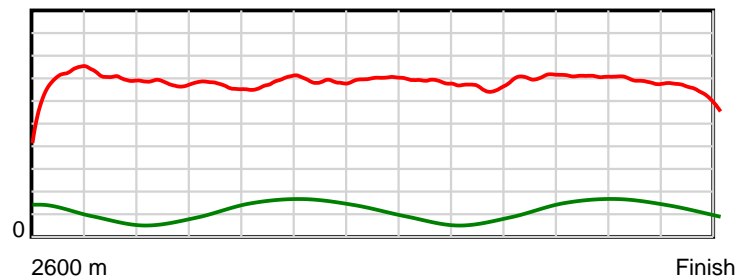
10 m Stride length



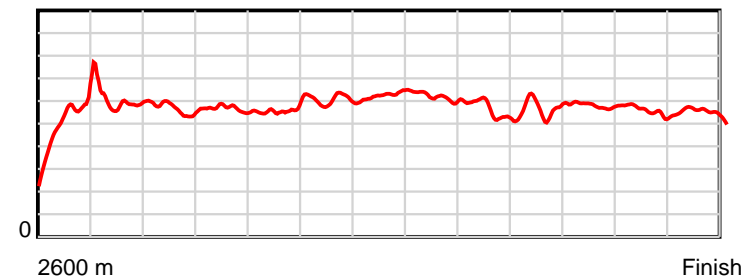
0.6 s Stride duration



20 m/sec Speed



100 % Stride efficiency



Note: Horizontal distance axis grid lines are 200m furlongs.

## Disclaimer.

HRNZ and NZMTC and Thoroughbred Ratings Pty Ltd accepts no responsibility for the completeness or accuracy of any of the information contained herein, and makes no representations about its suitability for any particular purpose. Users should make their own judgements about those matters and/or seek independent advice. You assume all risks associated with use of the data provided on this page.