



## Race Results

NZ Metropolitan Trotting Club Inc, HRNZ, July 21, 2023

Compilation date: July 21, 2023, 8:46:37 PM (NZST)

Copyright © 2023 HRNZ and NZMTC. All rights reserved.

### Trademarks.

StrideMASTER is a registered trademark of Thoroughbred Ratings Pty Ltd.

### Disclaimer.

HRNZ and NZMTC and Thoroughbred Ratings Pty Ltd accepts no responsibility for the completeness or accuracy of any of the information contained herein, and makes no representations about its suitability for any particular purpose. Users should make their own judgements about those matters and/or seek independent advice. You assume all risks associated with use of the data provided on this page.



# Race Results



July 21, 2023, Race 8, ELMWOOD TRADING CO. HANDICAP TROT, Distance 2600m, Addington - Survey 3200m

Result	TAB no.	Horse (Barrier)	2600 to	2400m to
1st	1	<b>Outamyway (1)</b>	<b>2400m</b>	<b>2200m</b>
		Position in running (margin)	-	4(3.5)
		Sectional time (s)	17.35	14.69
		Cumulative time (s)	200.46	183.11
		Speed (m/s)	11.53	13.61
		Stride length (m)	5.52	6.26
		Stride duration (s)	0.467	0.460
		Stride efficiency (%)	47.65	61.15
		Stride count	36.22	31.97

#### Disclaimer.

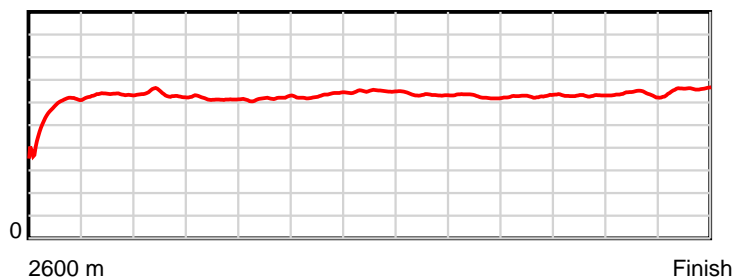
HRNZ and NZMTC and Thoroughbred Ratings Pty Ltd accepts no responsibility for the completeness or accuracy of any of the information contained herein, and makes no representations about its suitability for any particular purpose. Users should make their own judgements about those matters and/or seek independent advice. You assume all risks associated with use of the data provided on this page.

# Race Results

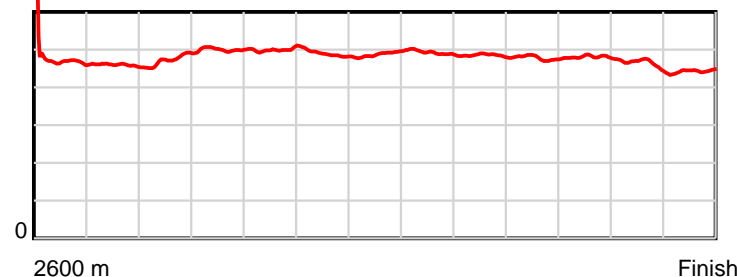
July 21, 2023, Race 8, ELMWOOD TRADING CO. HANDICAP TROT, Distance 2600m, Addington - Survey 3200m

Result	TAB no.	Horse (Barrier)	2200m to	2000m to	1800m to	1600m to	1400m to	1200m to	1000m to	800m to	600m to	400m to	200m to	Total or	Margin
1st	1	<b>Outamyway (1)</b>	<b>2000m</b>	<b>1800m</b>	<b>1600m</b>	<b>1400m</b>	<b>1200m</b>	<b>1000m</b>	<b>800m</b>	<b>600m</b>	<b>400m</b>	<b>200m</b>	<b>WP</b>	<b>Average</b>	
		Position in running (margin)	3(3.0)	1(0.0)	1(0.0)	1(0.0)	1(0.0)	1(0.0)	1(0.0)	1(0.0)	1(0.0)	1(0.0)	1(0.0)		0.00
		Sectional time (s)	15.08	16.26	16.36	15.70	15.13	15.65	15.44	15.21	15.38	14.68	13.53		
		Cumulative time (s)	168.42	153.34	137.08	120.72	105.02	89.89	74.24	58.80	43.59	28.21	13.53	3:20.46	
		Speed (m/s)	13.26	12.30	12.22	12.74	13.22	12.78	12.95	13.15	13.00	13.62	14.78	12.97	
		Stride length (m)	6.28	6.15	6.11	6.23	6.45	6.29	6.28	6.29	6.24	6.30	6.56	6.22	
		Stride duration (s)	0.473	0.500	0.500	0.489	0.488	0.492	0.485	0.478	0.480	0.462	0.444	0.479	
		Stride efficiency (%)	61.54	59.08	58.41	60.64	65.11	61.78	61.68	61.73	60.93	61.96	67.22	60.42	
		Stride count	31.87	32.53	32.71	32.11	30.98	31.81	31.83	31.82	32.03	31.76	30.49	418.13	

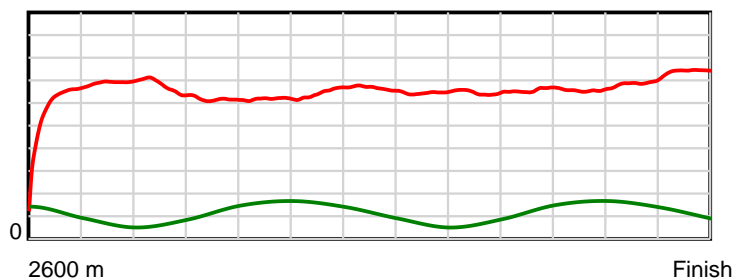
10 m Stride length



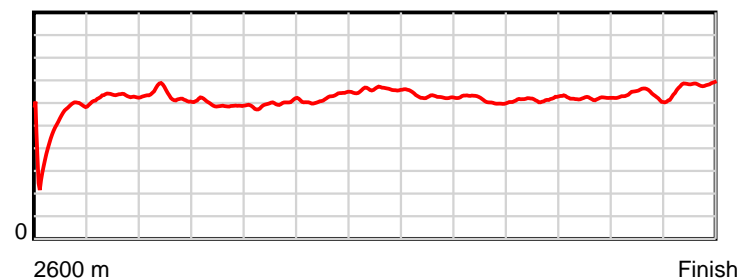
0.6 s Stride duration



20 m/sec Speed



100 % Stride efficiency



Note: Horizontal distance axis grid lines are 200m furlongs.

**Disclaimer.**

HRNZ and NZMTC and Thoroughbred Ratings Pty Ltd accepts no responsibility for the completeness or accuracy of any of the information contained herein, and makes no representations about its suitability for any particular purpose. Users should make their own judgements about those matters and/or seek independent advice. You assume all risks associated with use of the data provided on this page.



# Race Results



July 21, 2023, Race 8, ELMWOOD TRADING CO. HANDICAP TROT, Distance 2600m, Addington - Survey 3200m

Result	TAB no.	Horse (Barrier)	2600 to	2400m to
2nd	2	Masterly (4)	2400m	2200m
		Position in running (margin)	-	1(0.0)
		Sectional time (s)	16.75	14.78
		Cumulative time (s)	200.58	183.83
		Speed (m/s)	11.94	13.53
		Stride length (m)	5.79	6.56
		Stride duration (s)	0.479	0.485
		Stride efficiency (%)	52.45	67.27
		Stride count	34.52	30.48

#### Disclaimer.

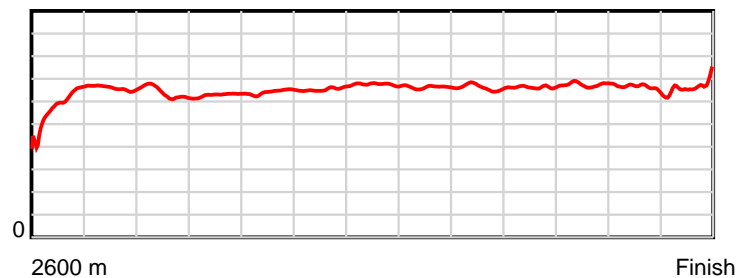
HRNZ and NZMTC and Thoroughbred Ratings Pty Ltd accepts no responsibility for the completeness or accuracy of any of the information contained herein, and makes no representations about its suitability for any particular purpose. Users should make their own judgements about those matters and/or seek independent advice. You assume all risks associated with use of the data provided on this page.

# Race Results

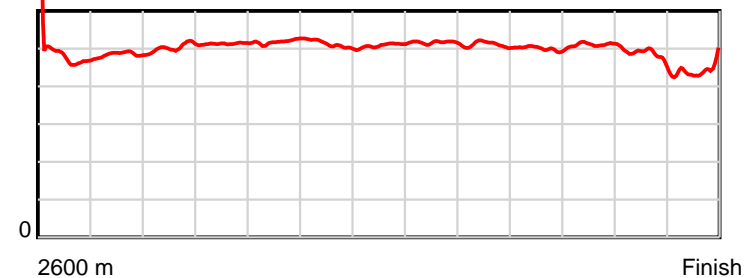
July 21, 2023, Race 8, ELMWOOD TRADING CO. HANDICAP TROT, Distance 2600m, Addington - Survey 3200m

Result	TAB no.	Horse (Barrier)	2200m to	2000m to	1800m to	1600m to	1400m to	1200m to	1000m to	800m to	600m to	400m to	200m to	Total or	Margin
2nd	2	Masterly (4)	2000m	1800m	1600m	1400m	1200m	1000m	800m	600m	400m	200m	WP	Average	
		Position in running (margin)	1(0.0)	2(1.4)	2(2.1)	2(1.6)	2(2.3)	2(2.2)	2(1.7)	2(2.0)	2(2.2)	2(1.9)	2(2.1)		0.70
		Sectional time (s)	15.82	16.37	16.27	15.81	15.11	15.57	15.49	15.24	15.33	14.72	13.32		
		Cumulative time (s)	169.05	153.23	136.86	120.59	104.78	89.67	74.10	58.61	43.37	28.04	13.32	3:20.58	
		Speed (m/s)	12.64	12.22	12.29	12.65	13.24	12.85	12.91	13.12	13.05	13.59	15.02	12.96	
		Stride length (m)	6.36	6.27	6.37	6.47	6.74	6.64	6.59	6.56	6.67	6.57	6.65	6.47	
		Stride duration (s)	0.503	0.513	0.518	0.512	0.509	0.517	0.510	0.500	0.511	0.484	0.443	0.499	
		Stride efficiency (%)	63.30	61.39	63.48	65.45	70.92	68.81	67.83	67.33	69.48	67.54	69.01	65.44	
		Stride count	31.43	31.91	31.38	30.90	29.69	30.14	30.36	30.47	29.99	30.42	30.10	401.79	

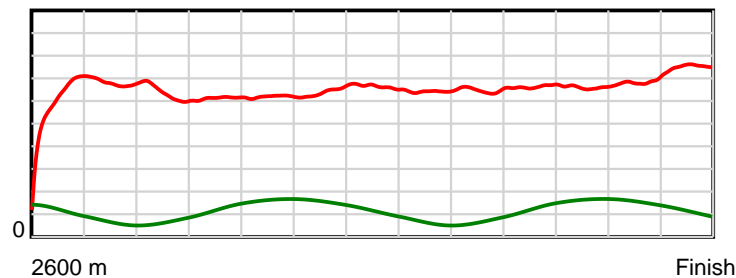
10 m Stride length



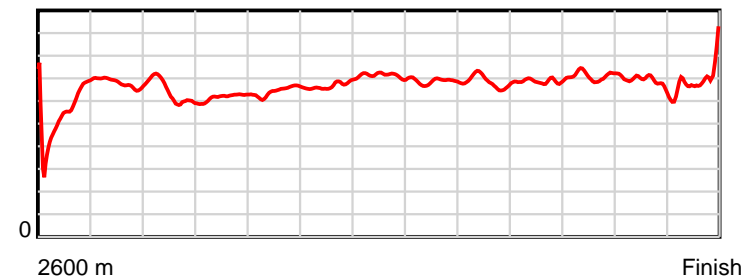
0.6 s Stride duration



20 m/sec Speed



100 % Stride efficiency



Note: Horizontal distance axis grid lines are 200m furlongs.

## Disclaimer.

HRNZ and NZMTC and Thoroughbred Ratings Pty Ltd accepts no responsibility for the completeness or accuracy of any of the information contained herein, and makes no representations about its suitability for any particular purpose. Users should make their own judgements about those matters and/or seek independent advice. You assume all risks associated with use of the data provided on this page.



# Race Results



July 21, 2023, Race 8, ELMWOOD TRADING CO. HANDICAP TROT, Distance 2600m, Addington - Survey 3200m

Result	TAB no.	Horse (Barrier)	2600 to	2400m to
3rd	10	<b>Domination's C... (6)</b>	<b>2400m</b>	<b>2200m</b>
		Position in running (margin)	-	9(9.3)
		Sectional time (s)	18.38	15.26
		Cumulative time (s)	200.89	182.51
		Speed (m/s)	10.88	13.11
		Stride length (m)	5.81	6.22
		Stride duration (s)	0.477	0.475
		Stride efficiency (%)	52.82	60.52
		Stride count	34.40	32.14

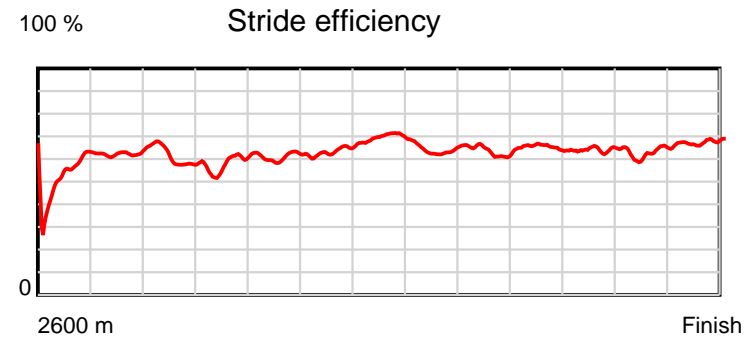
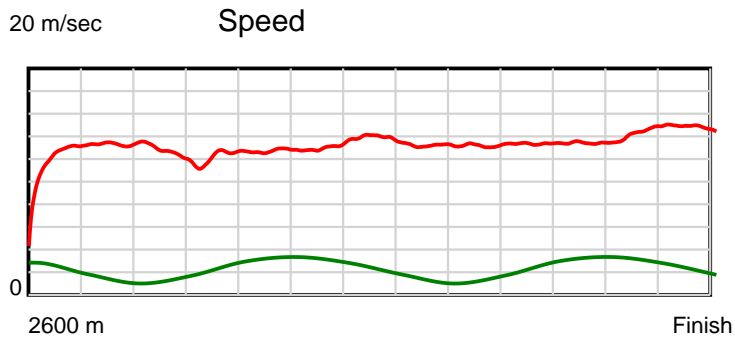
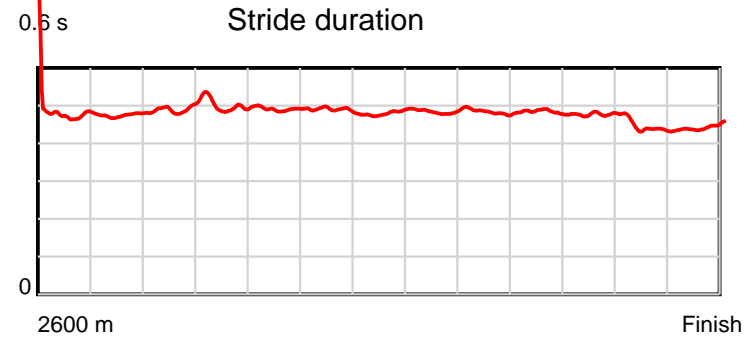
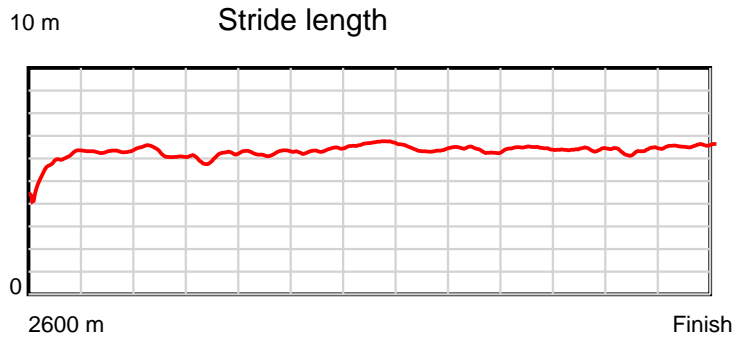
#### Disclaimer.

HRNZ and NZMTC and Thoroughbred Ratings Pty Ltd accepts no responsibility for the completeness or accuracy of any of the information contained herein, and makes no representations about its suitability for any particular purpose. Users should make their own judgements about those matters and/or seek independent advice. You assume all risks associated with use of the data provided on this page.

# Race Results

July 21, 2023, Race 8, ELMWOOD TRADING CO. HANDICAP TROT, Distance 2600m, Addington - Survey 3200m

Result	TAB no.	Horse (Barrier)	2200m to	2000m to	1800m to	1600m to	1400m to	1200m to	1000m to	800m to	600m to	400m to	200m to	Total or	Margin
3rd	10	<b>Domination's C... (6)</b>	<b>2000m</b>	<b>1800m</b>	<b>1600m</b>	<b>1400m</b>	<b>1200m</b>	<b>1000m</b>	<b>800m</b>	<b>600m</b>	<b>400m</b>	<b>200m</b>	<b>WP</b>	<b>Average</b>	
		Position in running (margin)	9(12.2)	8(12.8)	8(14.1)	8(12.3)	8(12.5)	7(9.1)	7(8.3)	6(6.8)	5(5.1)	5(4.5)	3(2.3)		2.40
		Sectional time (s)	15.68	16.49	16.05	15.73	14.55	15.52	15.18	14.93	15.29	14.32	13.51		
		Cumulative time (s)	167.25	151.57	135.08	119.03	103.30	88.75	73.23	58.05	43.12	27.83	13.51	3:20.89	
		Speed (m/s)	12.76	12.13	12.46	12.71	13.75	12.89	13.18	13.40	13.08	13.97	14.80	12.94	
		Stride length (m)	6.25	6.09	6.12	6.23	6.60	6.25	6.36	6.48	6.24	6.16	6.57	6.25	
		Stride duration (s)	0.490	0.502	0.491	0.490	0.480	0.485	0.483	0.484	0.477	0.441	0.444	0.483	
		Stride efficiency (%)	61.01	57.91	58.52	60.56	68.12	60.94	63.19	65.64	60.85	59.38	67.50	61.11	
		Stride count	32.01	32.86	32.68	32.13	30.29	32.03	31.45	30.86	32.05	32.44	30.43	415.77	



Note: Horizontal distance axis grid lines are 200m furlongs.

#### Disclaimer.

HRNZ and NZMTC and Thoroughbred Ratings Pty Ltd accepts no responsibility for the completeness or accuracy of any of the information contained herein, and makes no representations about its suitability for any particular purpose. Users should make their own judgements about those matters and/or seek independent advice. You assume all risks associated with use of the data provided on this page.



# Race Results



July 21, 2023, Race 8, ELMWOOD TRADING CO. HANDICAP TROT, Distance 2600m, Addington - Survey 3200m

Result	TAB no.	Horse (Barrier)	2600 to	2400m to
4th	12	<b>Kahress (10)</b>	<b>2400m</b>	<b>2200m</b>
		Position in running (margin)	-	10(10.8)
		Sectional time (s)	18.69	15.36
		Cumulative time (s)	201.11	182.42
		Speed (m/s)	10.70	13.02
		Stride length (m)	6.04	6.47
		Stride duration (s)	0.513	0.497
		Stride efficiency (%)	57.06	65.47
		Stride count	33.10	30.90

#### Disclaimer.

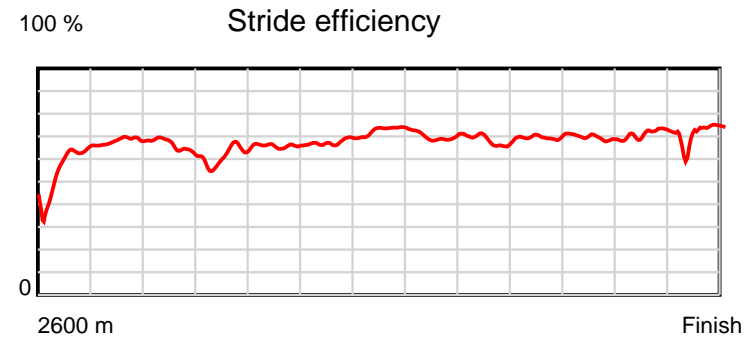
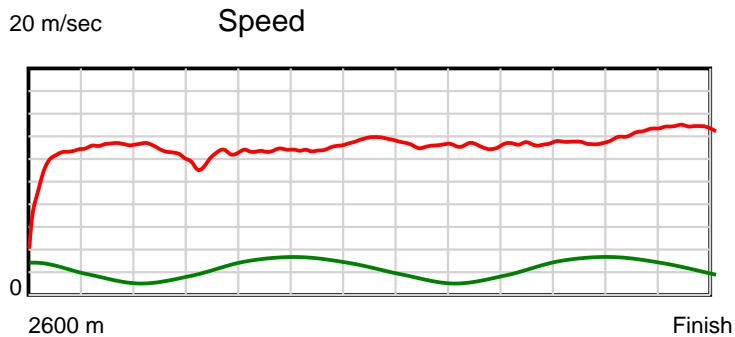
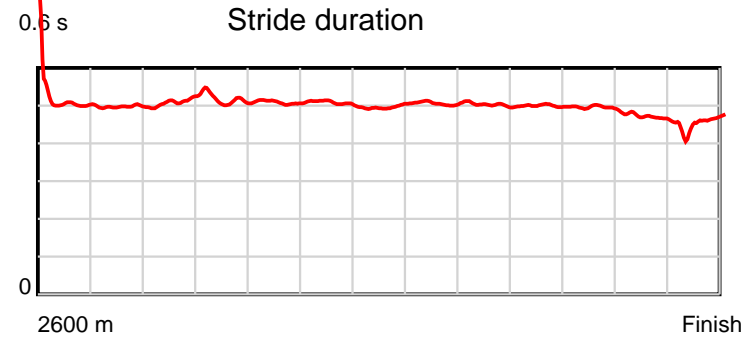
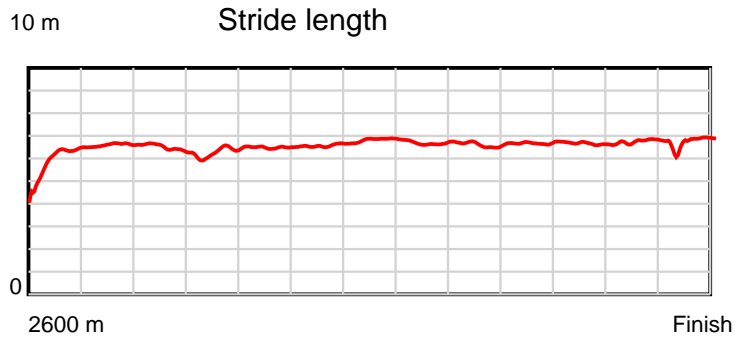
HRNZ and NZMTC and Thoroughbred Ratings Pty Ltd accepts no responsibility for the completeness or accuracy of any of the information contained herein, and makes no representations about its suitability for any particular purpose. Users should make their own judgements about those matters and/or seek independent advice. You assume all risks associated with use of the data provided on this page.



# Race Results

July 21, 2023, Race 8, ELMWOOD TRADING CO. HANDICAP TROT, Distance 2600m, Addington - Survey 3200m

Result	TAB no.	Horse (Barrier)	2200m to	2000m to	1800m to	1600m to	1400m to	1200m to	1000m to	800m to	600m to	400m to	200m to	Total or	Margin
4th	12	<b>Kahress (10)</b>	<b>2000m</b>	<b>1800m</b>	<b>1600m</b>	<b>1400m</b>	<b>1200m</b>	<b>1000m</b>	<b>800m</b>	<b>600m</b>	<b>400m</b>	<b>200m</b>	<b>WP</b>	<b>Average</b>	
		Position in running (margin)	10(14.3)	9(14.9)	9(16.4)	9(14.0)	9(14.4)	9(11.3)	9(10.2)	8(9.1)	7(7.2)	6(6.0)	5(4.2)		3.60
		Sectional time (s)	15.68	16.51	15.96	15.76	14.60	15.47	15.25	14.91	15.18	14.37	13.37		
		Cumulative time (s)	167.06	151.38	134.87	118.91	103.15	88.55	73.08	57.83	42.92	27.74	13.37	3:21.11	
		Speed (m/s)	12.76	12.11	12.53	12.69	13.70	12.93	13.11	13.41	13.18	13.92	14.96	12.93	
		Stride length (m)	6.50	6.27	6.38	6.45	6.80	6.55	6.58	6.70	6.51	6.52	6.78	6.50	
		Stride duration (s)	0.509	0.518	0.509	0.508	0.497	0.506	0.502	0.500	0.494	0.469	0.453	0.503	
		Stride efficiency (%)	65.95	61.47	63.54	64.92	72.35	66.98	67.74	70.18	66.31	66.53	71.84	66.00	
		Stride count	30.78	31.89	31.36	31.03	29.39	30.55	30.38	29.84	30.70	30.65	29.50	400.07	



Note: Horizontal distance axis grid lines are 200m furlongs.

#### Disclaimer.

HRNZ and NZMTC and Thoroughbred Ratings Pty Ltd accepts no responsibility for the completeness or accuracy of any of the information contained herein, and makes no representations about its suitability for any particular purpose. Users should make their own judgements about those matters and/or seek independent advice. You assume all risks associated with use of the data provided on this page.



# Race Results



July 21, 2023, Race 8, ELMWOOD TRADING CO. HANDICAP TROT, Distance 2600m, Addington - Survey 3200m

Result	TAB no.	Horse (Barrier)	2600 to	2400m to
5th	13	Jimmy Carter (0)	2400m	2200m
		Position in running (margin)	-	11(16.4)
		Sectional time (s)	19.54	15.19
		Cumulative time (s)	201.12	181.58
		Speed (m/s)	10.24	13.17
		Stride length (m)	5.78	6.18
		Stride duration (s)	0.481	0.470
		Stride efficiency (%)	52.24	59.74
		Stride count	34.59	32.35

#### Disclaimer.

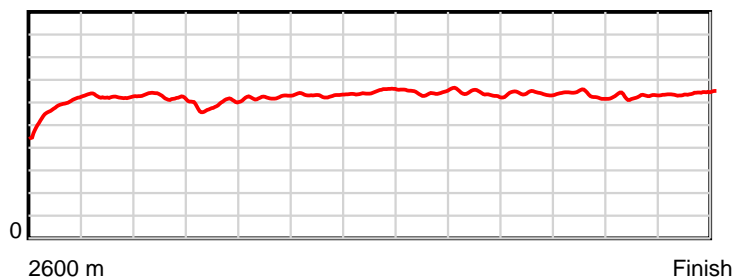
HRNZ and NZMTC and Thoroughbred Ratings Pty Ltd accepts no responsibility for the completeness or accuracy of any of the information contained herein, and makes no representations about its suitability for any particular purpose. Users should make their own judgements about those matters and/or seek independent advice. You assume all risks associated with use of the data provided on this page.

# Race Results

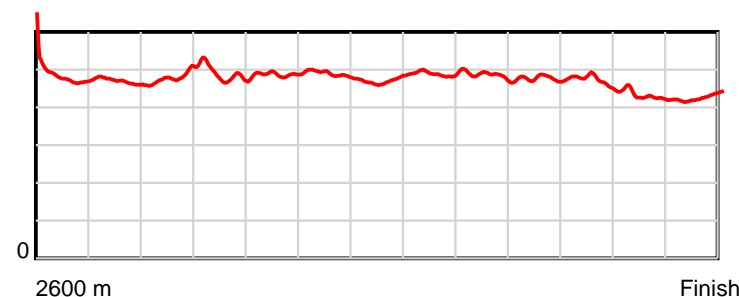
July 21, 2023, Race 8, ELMWOOD TRADING CO. HANDICAP TROT, Distance 2600m, Addington - Survey 3200m

Result	TAB no.	Horse (Barrier)	2200m to	2000m to	1800m to	1600m to	1400m to	1200m to	1000m to	800m to	600m to	400m to	200m to	Total or	Margin
5th	13	<b>Jimmy Carter (0)</b>	<b>2000m</b>	<b>1800m</b>	<b>1600m</b>	<b>1400m</b>	<b>1200m</b>	<b>1000m</b>	<b>800m</b>	<b>600m</b>	<b>400m</b>	<b>200m</b>	<b>WP</b>	<b>Average</b>	
		Position in running (margin)	11(18.9)	10(17.1)	10(18.9)	10(16.3)	10(16.6)	11(13.0)	10(11.9)	10(10.9)	9(8.9)	8(7.5)	8(4.8)		3.70
		Sectional time (s)	15.28	16.57	15.91	15.75	14.54	15.46	15.27	14.89	15.15	14.23	13.34		
		Cumulative time (s)	166.39	151.11	134.54	118.63	102.88	88.34	72.88	57.61	42.72	27.57	13.34	3:21.12	
		Speed (m/s)	13.09	12.07	12.57	12.70	13.76	12.94	13.10	13.43	13.20	14.05	14.99	12.93	
		Stride length (m)	6.27	5.91	6.13	6.21	6.48	6.34	6.34	6.40	6.20	6.05	6.39	6.20	
		Stride duration (s)	0.479	0.490	0.487	0.489	0.471	0.490	0.484	0.477	0.469	0.431	0.426	0.480	
		Stride efficiency (%)	61.51	54.63	58.66	60.26	65.66	62.79	62.86	64.05	60.04	57.26	63.81	60.09	
		Stride count	31.88	33.83	32.64	32.21	30.85	31.55	31.53	31.24	32.27	33.04	31.30	419.28	

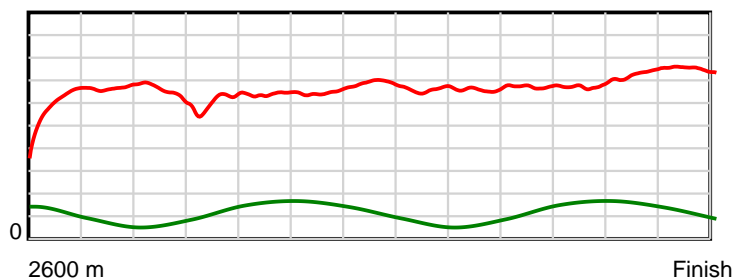
10 m Stride length



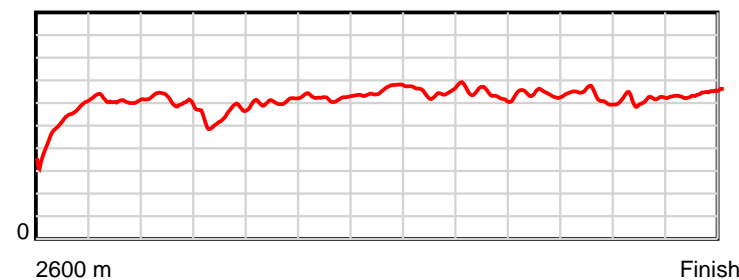
0.6 s Stride duration



20 m/sec Speed



100 % Stride efficiency



Note: Horizontal distance axis grid lines are 200m furlongs.

## Disclaimer.

HRNZ and NZMTC and Thoroughbred Ratings Pty Ltd accepts no responsibility for the completeness or accuracy of any of the information contained herein, and makes no representations about its suitability for any particular purpose. Users should make their own judgements about those matters and/or seek independent advice. You assume all risks associated with use of the data provided on this page.



# Race Results



July 21, 2023, Race 8, ELMWOOD TRADING CO. HANDICAP TROT, Distance 2600m, Addington - Survey 3200m

Result	TAB no.	Horse (Barrier)	2600 to	2400m to
6th	3	<b>Magic Dash (5)</b>	<b>2400m</b>	<b>2200m</b>
		Position in running (margin)	-	2(1.5)
		Sectional time (s)	16.84	14.92
		Cumulative time (s)	201.14	184.30
		Speed (m/s)	11.88	13.40
		Stride length (m)	5.52	6.26
		Stride duration (s)	0.469	0.467
		Stride efficiency (%)	47.53	61.21
		Stride count	36.26	31.96

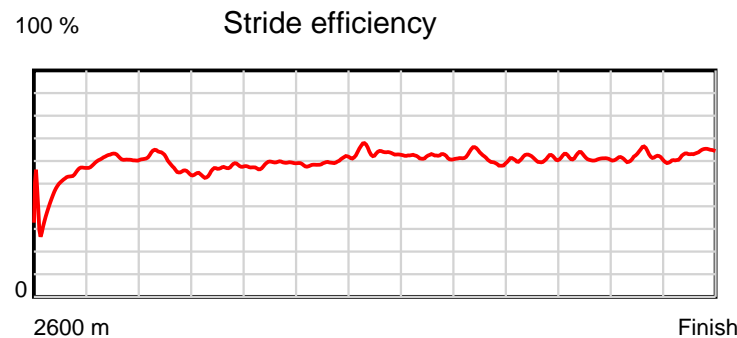
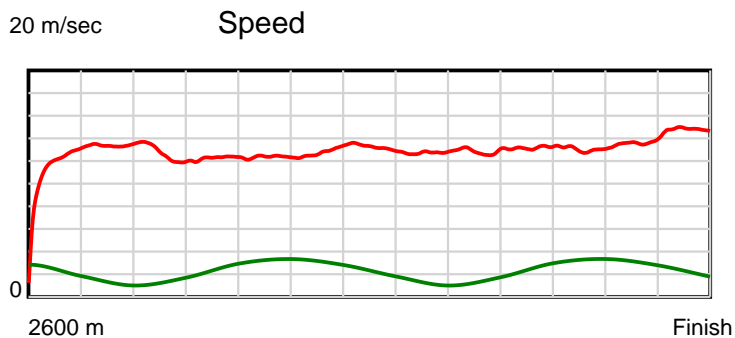
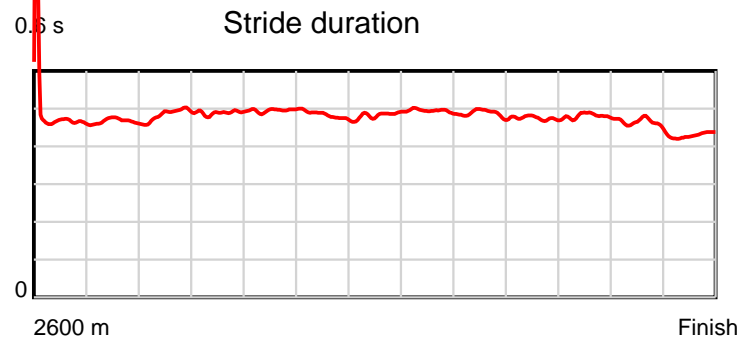
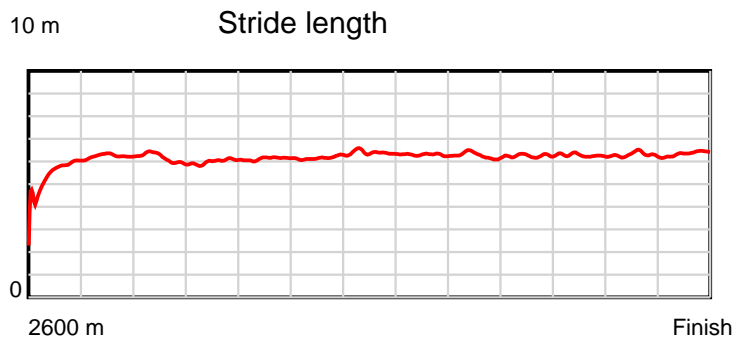
#### Disclaimer.

HRNZ and NZMTC and Thoroughbred Ratings Pty Ltd accepts no responsibility for the completeness or accuracy of any of the information contained herein, and makes no representations about its suitability for any particular purpose. Users should make their own judgements about those matters and/or seek independent advice. You assume all risks associated with use of the data provided on this page.

# Race Results

July 21, 2023, Race 8, ELMWOOD TRADING CO. HANDICAP TROT, Distance 2600m, Addington - Survey 3200m

Result	TAB no.	Horse (Barrier)	2200m to	2000m to	1800m to	1600m to	1400m to	1200m to	1000m to	800m to	600m to	400m to	200m to	Total or	Margin
6th	3	<b>Magic Dash (5)</b>	<b>2000m</b>	<b>1800m</b>	<b>1600m</b>	<b>1400m</b>	<b>1200m</b>	<b>1000m</b>	<b>800m</b>	<b>600m</b>	<b>400m</b>	<b>200m</b>	<b>WP</b>	<b>Average</b>	
		Position in running (margin)	2(2.4)	3(3.3)	3(4.3)	3(3.9)	3(4.7)	3(4.2)	3(4.1)	3(3.7)	4(3.6)	4(4.1)	6(4.2)		3.80
		Sectional time (s)	15.73	16.42	16.30	15.83	15.05	15.62	15.38	15.19	15.47	14.69	13.70		
		Cumulative time (s)	169.38	153.65	137.23	120.93	105.10	90.05	74.43	59.05	43.86	28.39	13.70	3:21.14	
		Speed (m/s)	12.71	12.18	12.27	12.63	13.29	12.80	13.00	13.17	12.93	13.61	14.60	12.93	
		Stride length (m)	6.18	5.96	6.08	6.10	6.42	6.33	6.33	6.25	6.21	6.30	6.27	6.16	
		Stride duration (s)	0.486	0.489	0.495	0.483	0.483	0.494	0.487	0.475	0.481	0.463	0.430	0.477	
		Stride efficiency (%)	59.60	55.51	57.73	58.17	64.49	62.58	62.69	61.06	60.31	61.99	61.52	59.33	
		Stride count	32.38	33.56	32.90	32.78	31.13	31.60	31.58	32.00	32.19	31.75	31.88	421.97	



Note: Horizontal distance axis grid lines are 200m furlongs.

#### Disclaimer.

HRNZ and NZMTC and Thoroughbred Ratings Pty Ltd accepts no responsibility for the completeness or accuracy of any of the information contained herein, and makes no representations about its suitability for any particular purpose. Users should make their own judgements about those matters and/or seek independent advice. You assume all risks associated with use of the data provided on this page.



# Race Results



July 21, 2023, Race 8, ELMWOOD TRADING CO. HANDICAP TROT, Distance 2600m, Addington - Survey 3200m

Result	TAB no.	Horse (Barrier)	2600 to	2400m to
7th	9	Royal Del (3)	2400m	2200m
		Position in running (margin)	-	8(8.8)
		Sectional time (s)	18.13	14.99
		Cumulative time (s)	201.40	183.27
		Speed (m/s)	11.03	13.34
		Stride length (m)	5.54	6.02
		Stride duration (s)	0.450	0.451
		Stride efficiency (%)	48.02	56.54
		Stride count	36.08	33.25

#### Disclaimer.

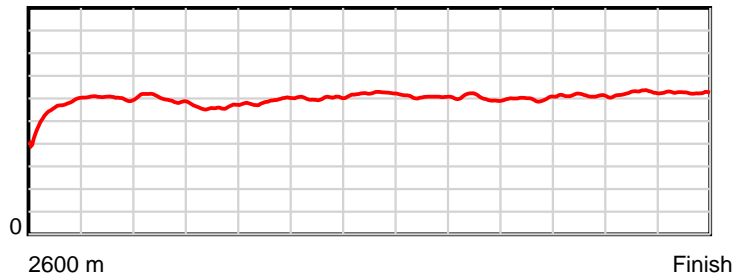
HRNZ and NZMTC and Thoroughbred Ratings Pty Ltd accepts no responsibility for the completeness or accuracy of any of the information contained herein, and makes no representations about its suitability for any particular purpose. Users should make their own judgements about those matters and/or seek independent advice. You assume all risks associated with use of the data provided on this page.

# Race Results

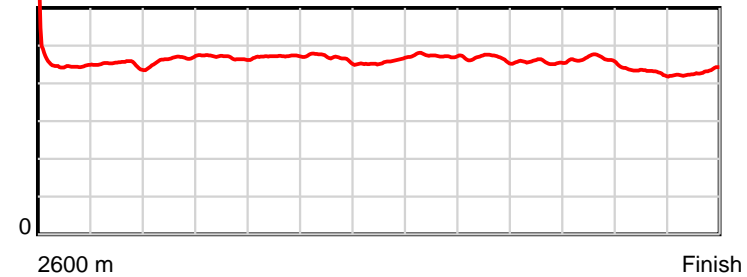
July 21, 2023, Race 8, ELMWOOD TRADING CO. HANDICAP TROT, Distance 2600m, Addington - Survey 3200m

Result	TAB no.	Horse (Barrier)	2200m to	2000m to	1800m to	1600m to	1400m to	1200m to	1000m to	800m to	600m to	400m to	200m to	Total or	Margin
7th	9	Royal Del (3)	2000m	1800m	1600m	1400m	1200m	1000m	800m	600m	400m	200m	WP	Average	
		Position in running (margin)	7(10.1)	5(8.3)	5(11.0)	5(10.0)	6(10.6)	6(8.3)	6(8.2)	7(8.0)	8(7.8)	9(7.9)	7(4.6)		5.20
		Sectional time (s)	15.29	16.70	16.19	15.80	14.74	15.63	15.41	15.17	15.40	14.12	13.83		
		Cumulative time (s)	168.28	152.99	136.29	120.10	104.30	89.56	73.93	58.52	43.35	27.95	13.83	3:21.40	
		Speed (m/s)	13.08	11.98	12.35	12.66	13.57	12.80	12.98	13.18	12.99	14.16	14.46	12.91	
		Stride length (m)	6.06	5.62	5.82	5.93	6.20	6.06	6.06	6.02	6.04	6.11	6.22	5.97	
		Stride duration (s)	0.463	0.469	0.472	0.469	0.457	0.474	0.467	0.457	0.465	0.432	0.430	0.462	
		Stride efficiency (%)	57.39	49.31	53.01	54.97	60.02	57.40	57.36	56.59	57.02	58.41	60.38	55.70	
		Stride count	33.00	35.60	34.34	33.72	32.27	33.00	33.01	33.23	33.11	32.71	32.17	435.49	

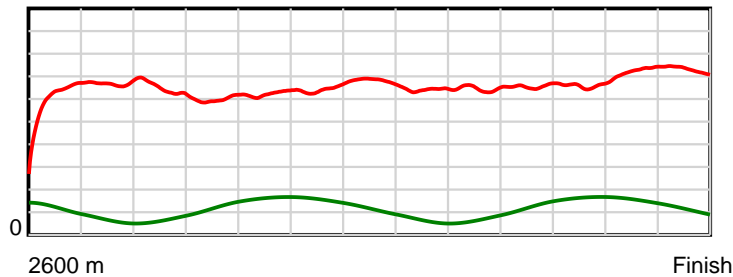
10 m Stride length



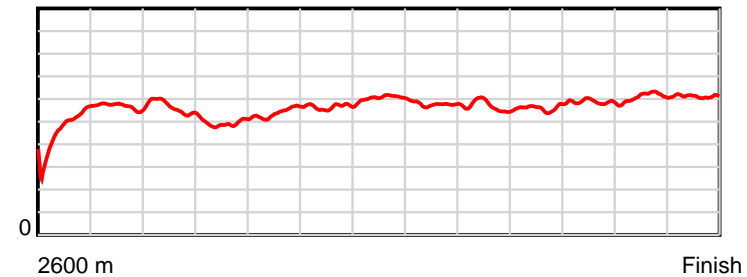
0.6 s Stride duration



20 m/sec Speed



100 % Stride efficiency



Note: Horizontal distance axis grid lines are 200m furlongs.

## Disclaimer.

HRNZ and NZMTC and Thoroughbred Ratings Pty Ltd accepts no responsibility for the completeness or accuracy of any of the information contained herein, and makes no representations about its suitability for any particular purpose. Users should make their own judgements about those matters and/or seek independent advice. You assume all risks associated with use of the data provided on this page.



# Race Results



July 21, 2023, Race 8, ELMWOOD TRADING CO. HANDICAP TROT, Distance 2600m, Addington - Survey 3200m

Result	TAB no.	Horse (Barrier)	2600 to	2400m to
8th	4	Zsa Zoe (7)	2400m	2200m
		Position in running (margin)	-	5(5.2)
		Sectional time (s)	17.56	15.24
		Cumulative time (s)	201.65	184.09
		Speed (m/s)	11.39	13.12
		Stride length (m)	5.60	6.14
		Stride duration (s)	0.486	0.468
		Stride efficiency (%)	48.96	59.00
		Stride count	35.73	32.55

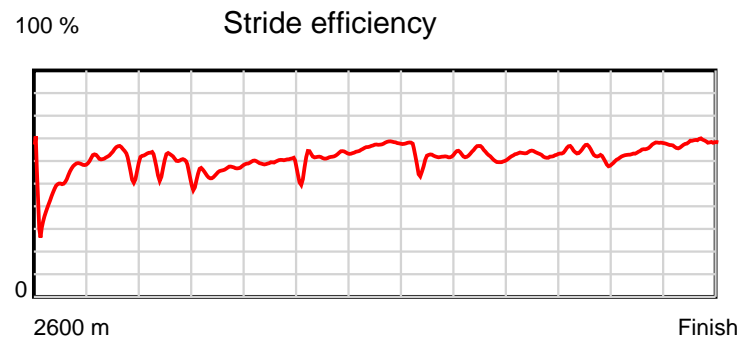
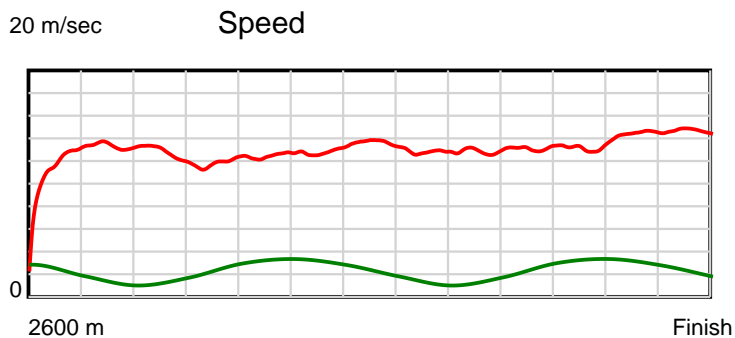
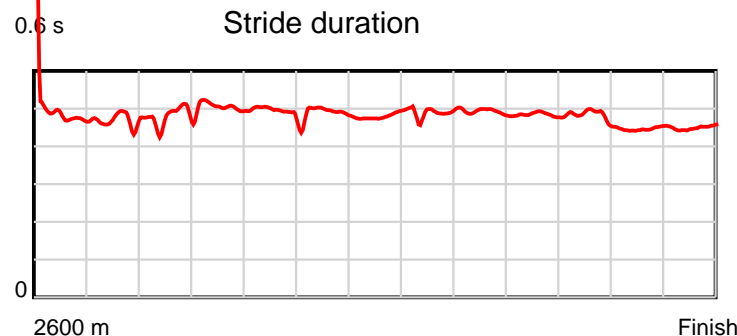
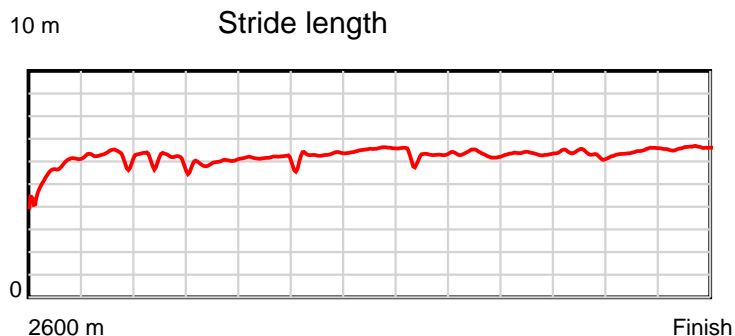
#### Disclaimer.

HRNZ and NZMTC and Thoroughbred Ratings Pty Ltd accepts no responsibility for the completeness or accuracy of any of the information contained herein, and makes no representations about its suitability for any particular purpose. Users should make their own judgements about those matters and/or seek independent advice. You assume all risks associated with use of the data provided on this page.

# Race Results

July 21, 2023, Race 8, ELMWOOD TRADING CO. HANDICAP TROT, Distance 2600m, Addington - Survey 3200m

Result	TAB no.	Horse (Barrier)	2200m to	2000m to	1800m to	1600m to	1400m to	1200m to	1000m to	800m to	600m to	400m to	200m to	Total or	Margin
8th	4	Zsa Zoe (7)	2000m	1800m	1600m	1400m	1200m	1000m	800m	600m	400m	200m	WP	Average	
		Position in running (margin)	5(7.9)	6(9.1)	7(13.3)	7(11.7)	7(12.4)	8(9.7)	8(10.1)	9(10.1)	10(10.2)	10(9.8)	10(7.0)		6.60
		Sectional time (s)	15.77	16.96	16.09	15.82	14.67	15.72	15.42	15.24	15.31	14.21	13.64		
		Cumulative time (s)	168.85	153.08	136.12	120.03	104.21	89.54	73.82	58.40	43.16	27.85	13.64	3:21.65	
		Speed (m/s)	12.68	11.79	12.43	12.64	13.63	12.72	12.97	13.12	13.06	14.07	14.66	12.89	
		Stride length (m)	6.03	5.98	6.09	6.21	6.55	6.19	6.38	6.35	6.29	6.28	6.60	6.20	
		Stride duration (s)	0.475	0.507	0.490	0.491	0.480	0.486	0.492	0.484	0.482	0.446	0.450	0.481	
		Stride efficiency (%)	56.76	55.81	57.99	60.27	67.00	59.78	63.54	62.94	61.84	61.71	68.06	59.98	
		Stride count	33.19	33.47	32.83	32.20	30.54	32.34	31.37	31.51	31.79	31.83	30.30	419.65	



Note: Horizontal distance axis grid lines are 200m furlongs.

#### Disclaimer.

HRNZ and NZMTC and Thoroughbred Ratings Pty Ltd accepts no responsibility for the completeness or accuracy of any of the information contained herein, and makes no representations about its suitability for any particular purpose. Users should make their own judgements about those matters and/or seek independent advice. You assume all risks associated with use of the data provided on this page.



# Race Results



July 21, 2023, Race 8, ELMWOOD TRADING CO. HANDICAP TROT, Distance 2600m, Addington - Survey 3200m

Result	TAB no.	Horse (Barrier)	2600 to	2400m to
9th	11	<b>Madeleine Stow... (8)</b>	<b>2400m</b>	<b>2200m</b>
		Position in running (margin)	-	6(7.0)
		Sectional time (s)	18.02	14.71
		Cumulative time (s)	201.73	183.71
		Speed (m/s)	11.10	13.60
		Stride length (m)	5.35	5.80
		Stride duration (s)	0.442	0.427
		Stride efficiency (%)	44.67	52.59
		Stride count	37.41	34.48

#### Disclaimer.

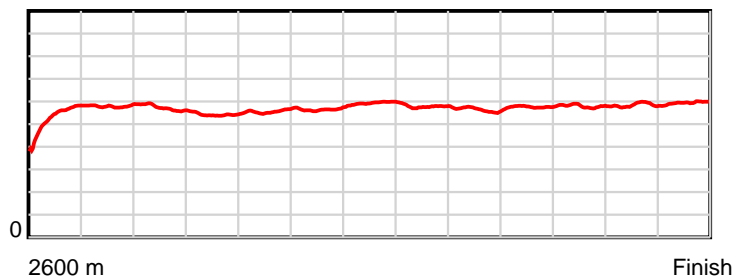
HRNZ and NZMTC and Thoroughbred Ratings Pty Ltd accepts no responsibility for the completeness or accuracy of any of the information contained herein, and makes no representations about its suitability for any particular purpose. Users should make their own judgements about those matters and/or seek independent advice. You assume all risks associated with use of the data provided on this page.

# Race Results

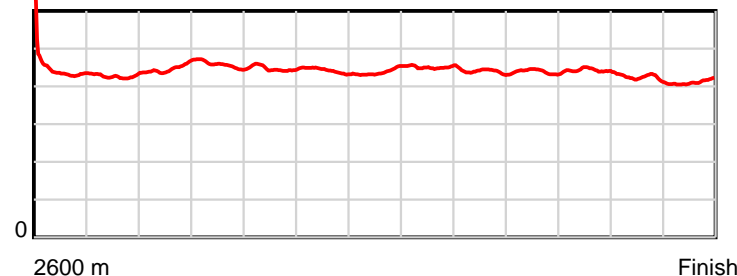
July 21, 2023, Race 8, ELMWOOD TRADING CO. HANDICAP TROT, Distance 2600m, Addington - Survey 3200m

Result	TAB no.	Horse (Barrier)	2200m to	2000m to	1800m to	1600m to	1400m to	1200m to	1000m to	800m to	600m to	400m to	200m to	Total or	Margin
9th	11	Madeleine Stow... (8)	2000m	1800m	1600m	1400m	1200m	1000m	800m	600m	400m	200m	WP	Average	
		Position in running (margin)	4(6.6)	4(6.1)	4(9.2)	4(7.7)	4(8.3)	4(6.4)	4(6.2)	5(6.1)	6(6.0)	7(6.2)	9(5.7)		7.10
		Sectional time (s)	15.49	16.77	16.12	15.80	14.81	15.61	15.43	15.19	15.41	14.60	13.77		
		Cumulative time (s)	169.00	153.51	136.74	120.62	104.82	90.01	74.40	58.97	43.78	28.37	13.77	3:21.73	
		Speed (m/s)	12.91	11.93	12.41	12.66	13.50	12.81	12.96	13.17	12.98	13.70	14.52	12.89	
		Stride length (m)	5.77	5.46	5.55	5.60	5.92	5.78	5.70	5.78	5.75	5.81	5.97	5.70	
		Stride duration (s)	0.447	0.458	0.447	0.442	0.438	0.451	0.440	0.439	0.443	0.424	0.411	0.443	
		Stride efficiency (%)	52.11	46.52	48.12	48.93	54.81	52.15	50.78	52.13	51.59	52.69	55.78	50.85	
		Stride count	34.63	36.66	36.04	35.74	33.77	34.62	35.08	34.63	34.81	34.44	33.48	455.79	

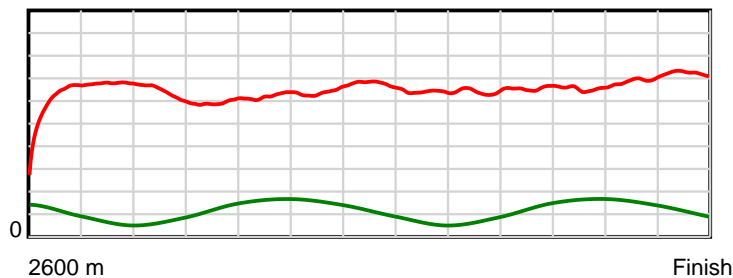
10 m Stride length



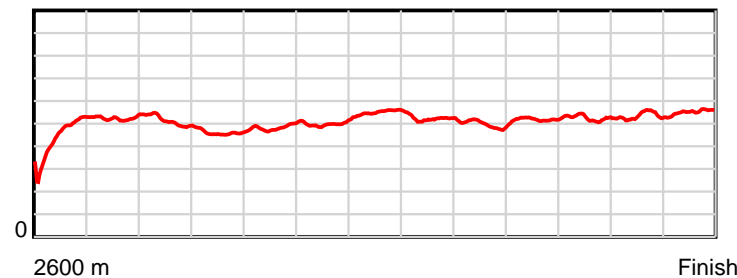
0.6 s Stride duration



20 m/sec Speed



100 % Stride efficiency



Note: Horizontal distance axis grid lines are 200m furlongs.

**Disclaimer.**

HRNZ and NZMTC and Thoroughbred Ratings Pty Ltd accepts no responsibility for the completeness or accuracy of any of the information contained herein, and makes no representations about its suitability for any particular purpose. Users should make their own judgements about those matters and/or seek independent advice. You assume all risks associated with use of the data provided on this page.



# Race Results



July 21, 2023, Race 8, ELMWOOD TRADING CO. HANDICAP TROT, Distance 2600m, Addington - Survey 3200m

Result	TAB no.	Horse (Barrier)	2600 to	2400m to
10th	7	<b>Te Rapa (12)</b>	<b>2400m</b>	<b>2200m</b>
		Position in running (margin)	-	7(7.0)
		Sectional time (s)	17.88	15.27
		Cumulative time (s)	202.13	184.25
		Speed (m/s)	11.19	13.10
		Stride length (m)	5.75	6.24
		Stride duration (s)	0.505	0.476
		Stride efficiency (%)	51.61	60.76
		Stride count	34.80	32.07

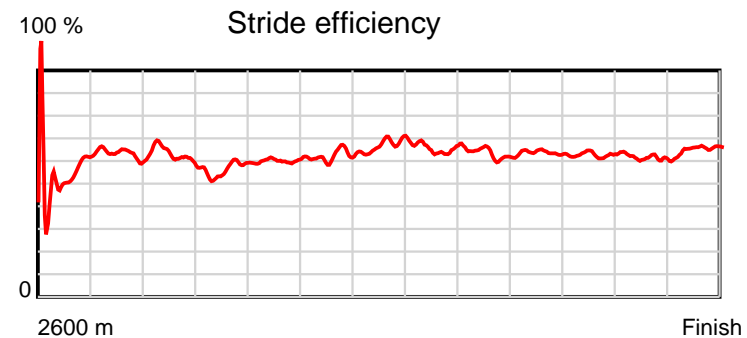
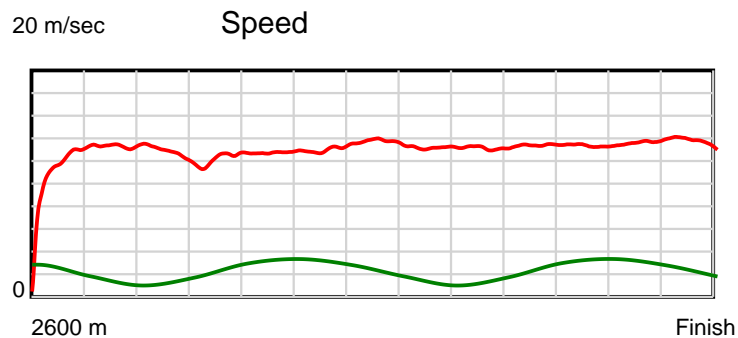
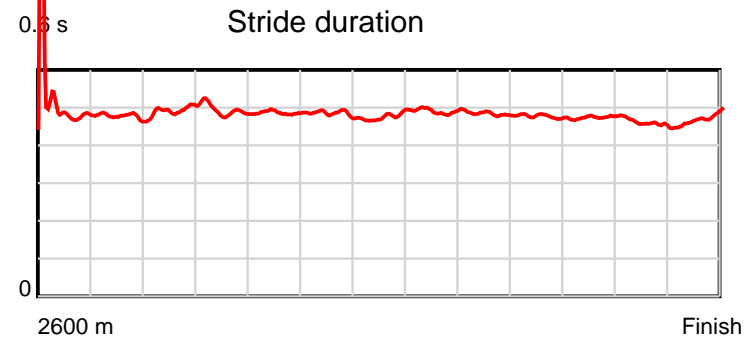
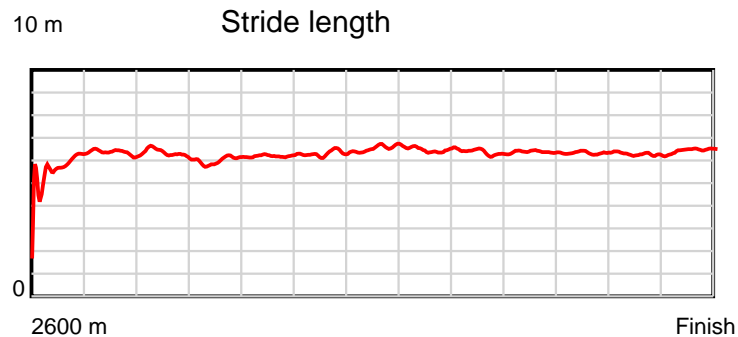
#### Disclaimer.

HRNZ and NZMTC and Thoroughbred Ratings Pty Ltd accepts no responsibility for the completeness or accuracy of any of the information contained herein, and makes no representations about its suitability for any particular purpose. Users should make their own judgements about those matters and/or seek independent advice. You assume all risks associated with use of the data provided on this page.

# Race Results

July 21, 2023, Race 8, ELMWOOD TRADING CO. HANDICAP TROT, Distance 2600m, Addington - Survey 3200m

Result	TAB no.	Horse (Barrier)	2200m to	2000m to	1800m to	1600m to	1400m to	1200m to	1000m to	800m to	600m to	400m to	200m to	Total or	Margin
10th	7	<b>Te Rapa (12)</b>	<b>2000m</b>	<b>1800m</b>	<b>1600m</b>	<b>1400m</b>	<b>1200m</b>	<b>1000m</b>	<b>800m</b>	<b>600m</b>	<b>400m</b>	<b>200m</b>	<b>WP</b>	<b>Average</b>	
		Position in running (margin)	6(10.0)	7(11.0)	6(12.4)	6(10.1)	5(10.5)	5(7.3)	5(6.4)	4(4.8)	3(3.4)	3(2.6)	4(3.5)		9.30
		Sectional time (s)	15.74	16.51	15.96	15.76	14.59	15.50	15.16	14.99	15.24	14.83	14.70		
		Cumulative time (s)	168.98	153.24	136.73	120.77	105.01	90.42	74.92	59.76	44.77	29.53	14.70	3:22.13	
		Speed (m/s)	12.71	12.11	12.53	12.69	13.71	12.90	13.19	13.34	13.12	13.49	13.61	12.86	
		Stride length (m)	6.27	5.97	6.09	6.14	6.54	6.33	6.36	6.36	6.23	6.17	6.44	6.22	
		Stride duration (s)	0.493	0.493	0.486	0.484	0.477	0.490	0.482	0.476	0.474	0.458	0.473	0.483	
		Stride efficiency (%)	61.44	55.77	58.02	58.99	66.79	62.56	63.26	63.12	60.58	59.48	64.71	60.36	
		Stride count	31.89	33.48	32.82	32.55	30.59	31.61	31.43	31.47	32.12	32.42	31.08	418.33	



Note: Horizontal distance axis grid lines are 200m furlongs.

#### Disclaimer.

HRNZ and NZMTC and Thoroughbred Ratings Pty Ltd accepts no responsibility for the completeness or accuracy of any of the information contained herein, and makes no representations about its suitability for any particular purpose. Users should make their own judgements about those matters and/or seek independent advice. You assume all risks associated with use of the data provided on this page.



# Race Results



July 21, 2023, Race 8, ELMWOOD TRADING CO. HANDICAP TROT, Distance 2600m, Addington - Survey 3200m

Result	TAB no.	Horse (Barrier)	2600 to	2400m to
11th	6	Master Class (11)	2400m	2200m
		Position in running (margin)	-	13(24.8)
		Sectional time (s)	20.86	15.83
		Cumulative time (s)	202.36	181.50
		Speed (m/s)	9.59	12.63
		Stride length (m)	4.49	5.97
		Stride duration (s)	0.461	0.473
		Stride efficiency (%)	31.52	55.78
		Stride count	44.53	33.47

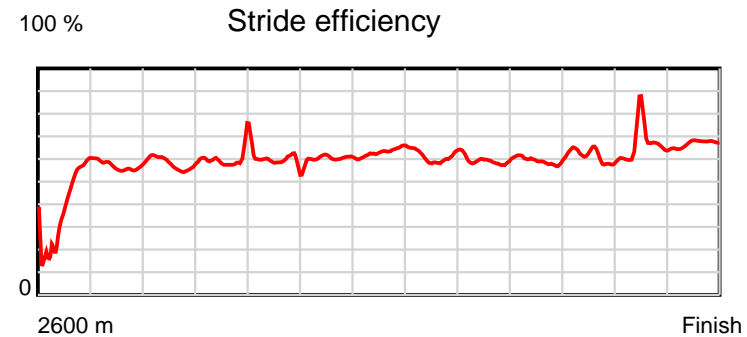
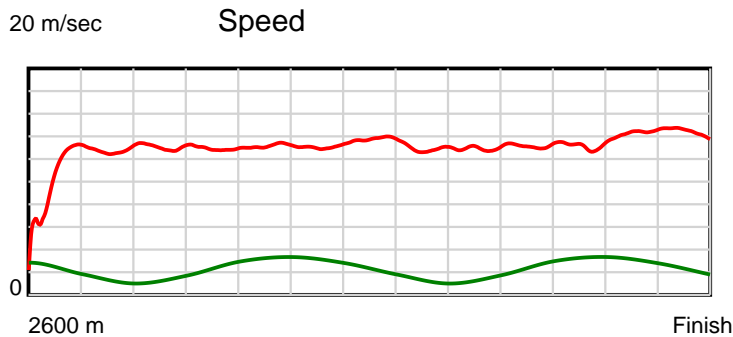
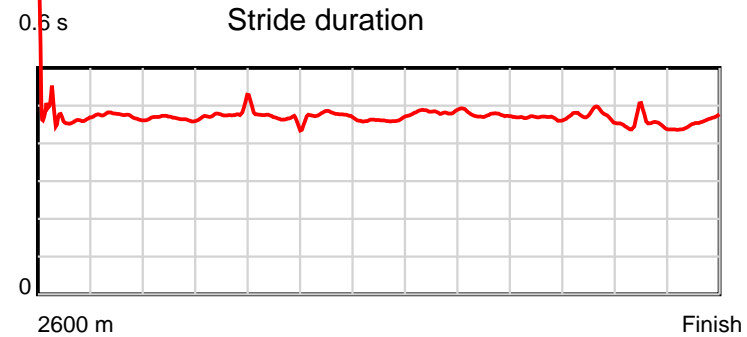
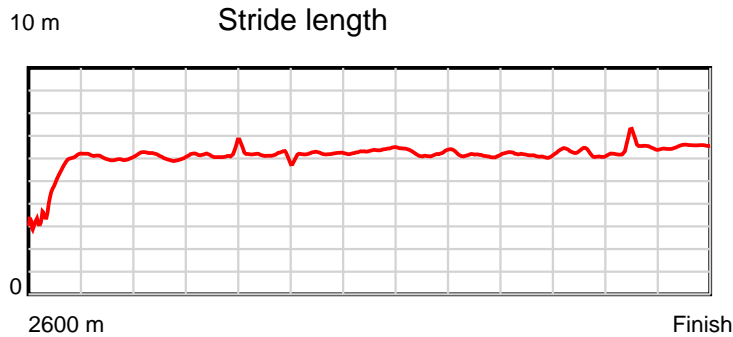
#### Disclaimer.

HRNZ and NZMTC and Thoroughbred Ratings Pty Ltd accepts no responsibility for the completeness or accuracy of any of the information contained herein, and makes no representations about its suitability for any particular purpose. Users should make their own judgements about those matters and/or seek independent advice. You assume all risks associated with use of the data provided on this page.

# Race Results

July 21, 2023, Race 8, ELMWOOD TRADING CO. HANDICAP TROT, Distance 2600m, Addington - Survey 3200m

Result	TAB no.	Horse (Barrier)	2200m to	2000m to	1800m to	1600m to	1400m to	1200m to	1000m to	800m to	600m to	400m to	200m to	Total or	Margin
11th	6	Master Class (11)	2000m	1800m	1600m	1400m	1200m	1000m	800m	600m	400m	200m	WP	Average	
		Position in running (margin)	13(31.1)	12(29.0)	12(24.2)	11(17.8)	11(16.7)	10(12.9)	11(12.0)	11(12.2)	12(12.5)	12(11.5)	11(8.3)		10.60
		Sectional time (s)	15.24	15.45	15.30	15.50	14.51	15.49	15.48	15.26	15.21	14.15	14.08		
		Cumulative time (s)	165.67	150.43	134.98	119.68	104.18	89.67	74.18	58.70	43.44	28.23	14.08	3:22.36	
		Speed (m/s)	13.12	12.94	13.07	12.90	13.78	12.91	12.92	13.11	13.15	14.13	14.20	12.85	
		Stride length (m)	6.11	6.20	6.05	6.14	6.37	6.24	6.14	6.13	6.24	6.37	6.48	6.02	
		Stride duration (s)	0.465	0.479	0.463	0.476	0.462	0.483	0.475	0.467	0.475	0.451	0.456	0.469	
		Stride efficiency (%)	58.29	60.12	57.28	58.94	63.32	60.86	58.97	58.64	60.84	63.42	65.66	56.72	
		Stride count	32.75	32.24	33.03	32.57	31.42	32.05	32.56	32.65	32.05	31.39	30.85	431.56	



Note: Horizontal distance axis grid lines are 200m furlongs.

#### Disclaimer.

HRNZ and NZMTC and Thoroughbred Ratings Pty Ltd accepts no responsibility for the completeness or accuracy of any of the information contained herein, and makes no representations about its suitability for any particular purpose. Users should make their own judgements about those matters and/or seek independent advice. You assume all risks associated with use of the data provided on this page.



# Race Results



July 21, 2023, Race 8, ELMWOOD TRADING CO. HANDICAP TROT, Distance 2600m, Addington - Survey 3200m

Result	TAB no.	Horse (Barrier)	2600 to	2400m to
12th	8	Wai Key Wee (2)	2400m	2200m
		Position in running (margin)	-	12(17.2)
		Sectional time (s)	19.49	15.75
		Cumulative time (s)	203.57	184.08
		Speed (m/s)	10.26	12.70
		Stride length (m)	0.00	0.00
		Stride duration (s)	0.000	0.000
		Stride efficiency (%)	0.00	0.00
		Stride count	0.00	0.00

#### Disclaimer.


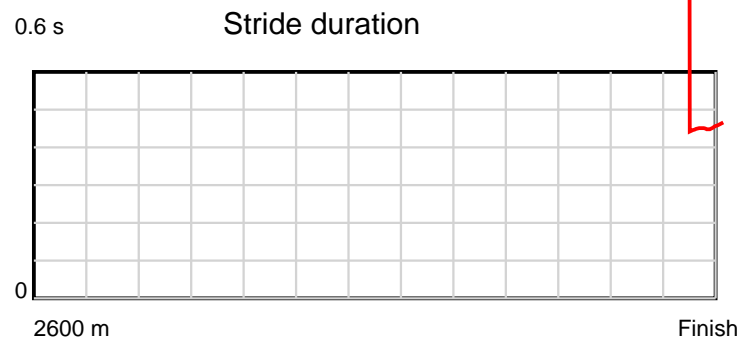
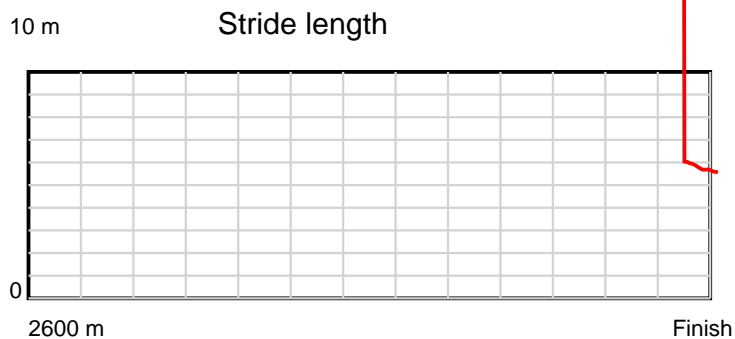
HRNZ and NZMTC and Thoroughbred Ratings Pty Ltd accepts no responsibility for the completeness or accuracy of any of the information contained herein, and makes no representations about its suitability for any particular purpose. Users should make their own judgements about those matters and/or seek independent advice. You assume all risks associated with use of the data provided on this page.



# Race Results

July 21, 2023, Race 8, ELMWOOD TRADING CO. HANDICAP TROT, Distance 2600m, Addington - Survey 3200m

Result	TAB no.	Horse (Barrier)	2200m to	2000m to	1800m to	1600m to	1400m to	1200m to	1000m to	800m to	600m to	400m to	200m to	Total or	Margin
12th	8	Wai Key Wee (2)	2000m	1800m	1600m	1400m	1200m	1000m	800m	600m	400m	200m	WP	Average	
		Position in running (margin)	12(23.0)	11(22.4)	11(22.2)	12(18.6)	12(19.5)	12(16.0)	12(13.8)	12(12.9)	11(11.0)	11(9.9)	12(9.0)		17.30
		Sectional time (s)	15.47	16.23	15.76	15.85	14.55	15.28	15.28	14.90	15.20	14.53	15.28		
		Cumulative time (s)	168.33	152.86	136.63	120.87	105.02	90.47	75.19	59.91	45.01	29.81	15.28	3:23.57	
		Speed (m/s)	12.93	12.32	12.69	12.62	13.75	13.09	13.09	13.42	13.16	13.76	13.09	12.77	
		Stride length (m)	0.00	0.00	0.00	0.00	0.00	0.00	0.00	0.00	0.00	0.00	6.76	87.87	
		Stride duration (s)	0.000	0.000	0.000	0.000	0.000	0.000	0.000	0.000	0.000	0.000	0.517	6.880	
		Stride efficiency (%)	0.00	0.00	0.00	0.00	0.00	0.00	0.00	0.00	0.00	0.00	71.40	12064.80	
		Stride count	0.00	0.00	0.00	0.00	0.00	0.00	0.00	0.00	0.00	0.00	29.59	29.59	



Note: Horizontal distance axis grid lines are 200m furlongs.

#### Disclaimer.

HRNZ and NZMTC and Thoroughbred Ratings Pty Ltd accepts no responsibility for the completeness or accuracy of any of the information contained herein, and makes no representations about its suitability for any particular purpose. Users should make their own judgements about those matters and/or seek independent advice. You assume all risks associated with use of the data provided on this page.



# Race Results



July 21, 2023, Race 8, ELMWOOD TRADING CO. HANDICAP TROT, Distance 2600m, Addington - Survey 3200m

Result	TAB no.	Horse (Barrier)	2600 to	2400m to
13th	5	<b>Mad Jack (9)</b>	<b>2400m</b>	<b>2200m</b>
		Position in running (margin)	-	3(2.5)
		Sectional time (s)	17.22	16.14
		Cumulative time (s)	217.03	199.81
		Speed (m/s)	11.62	12.39
		Stride length (m)	5.44	5.83
		Stride duration (s)	0.463	0.471
		Stride efficiency (%)	46.20	53.14
		Stride count	36.78	34.30

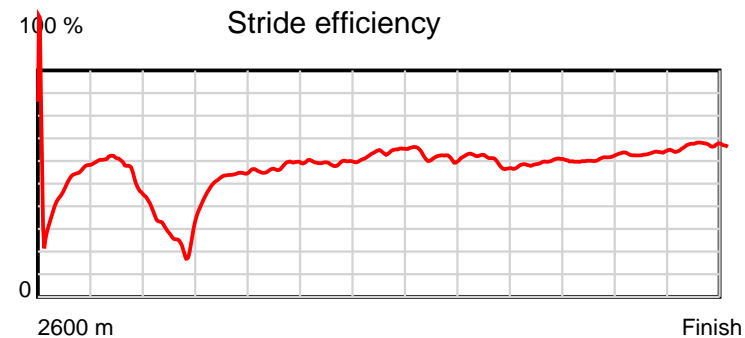
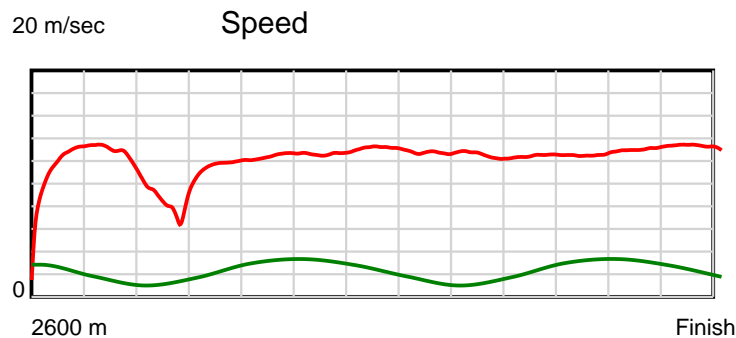
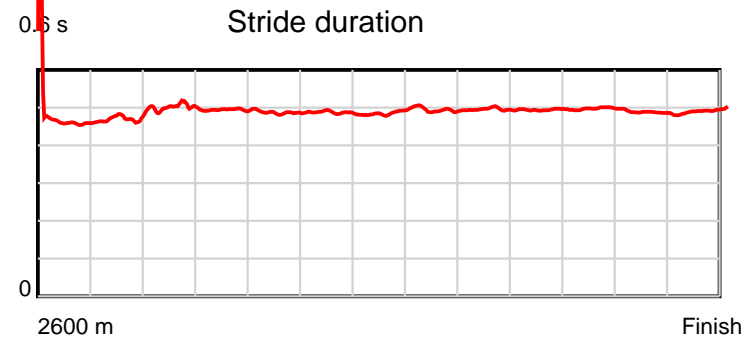
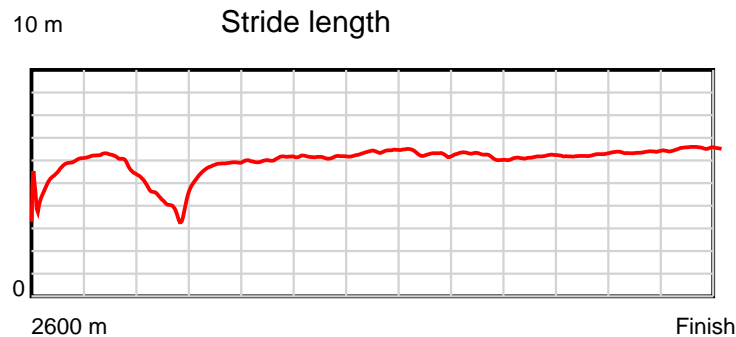
#### Disclaimer.

HRNZ and NZMTC and Thoroughbred Ratings Pty Ltd accepts no responsibility for the completeness or accuracy of any of the information contained herein, and makes no representations about its suitability for any particular purpose. Users should make their own judgements about those matters and/or seek independent advice. You assume all risks associated with use of the data provided on this page.

# Race Results

July 21, 2023, Race 8, ELMWOOD TRADING CO. HANDICAP TROT, Distance 2600m, Addington - Survey 3200m

Result	TAB no.	Horse (Barrier)	2200m to	2000m to	1800m to	1600m to	1400m to	1200m to	1000m to	800m to	600m to	400m to	200m to	Total or	Margin
13th	5	Mad Jack (9)	2000m	1800m	1600m	1400m	1200m	1000m	800m	600m	400m	200m	WP	Average	
		Position in running (margin)	8(10.7)	13(64.9)	13(68.8)	13(68.5)	13(70.7)	13(71.5)	13(72.4)	13(76.0)	13(80.7)	13(84.0)	13(89.5)		92.10
		Sectional time (s)	24.62	16.91	16.32	16.07	15.25	15.80	16.03	15.99	15.94	15.60	15.14		
		Cumulative time (s)	183.67	159.05	142.14	125.82	109.75	94.50	78.70	62.67	46.68	30.74	15.14	3:37.03	
		Speed (m/s)	8.12	11.83	12.25	12.45	13.11	12.66	12.48	12.51	12.55	12.82	13.21	11.98	
		Stride length (m)	4.07	5.85	5.96	6.05	6.40	6.24	6.18	6.18	6.24	6.23	6.51	5.86	
		Stride duration (s)	0.501	0.495	0.487	0.486	0.488	0.493	0.496	0.494	0.498	0.486	0.493	0.489	
		Stride efficiency (%)	25.90	53.49	55.59	57.27	64.02	60.92	59.76	59.71	60.93	60.66	66.31	53.64	
		Stride count	49.12	34.19	33.53	33.04	31.25	32.03	32.34	32.36	32.03	32.10	30.70	443.77	



Note: Horizontal distance axis grid lines are 200m furlongs.

#### Disclaimer.

HRNZ and NZMTC and Thoroughbred Ratings Pty Ltd accepts no responsibility for the completeness or accuracy of any of the information contained herein, and makes no representations about its suitability for any particular purpose. Users should make their own judgements about those matters and/or seek independent advice. You assume all risks associated with use of the data provided on this page.