



Race Results

NZ Metropolitan Trotting Club Inc, HRNZ, July 21, 2023

Compilation date: July 21, 2023, 9:10:05 PM (NZST)

Copyright © 2023 HRNZ and NZMTC. All rights reserved.

Trademarks.

StrideMASTER is a registered trademark of Thoroughbred Ratings Pty Ltd.

Disclaimer.

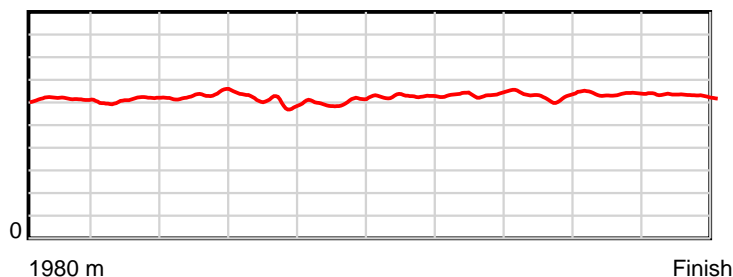
HRNZ and NZMTC and Thoroughbred Ratings Pty Ltd accepts no responsibility for the completeness or accuracy of any of the information contained herein, and makes no representations about its suitability for any particular purpose. Users should make their own judgements about those matters and/or seek independent advice. You assume all risks associated with use of the data provided on this page.

Race Results

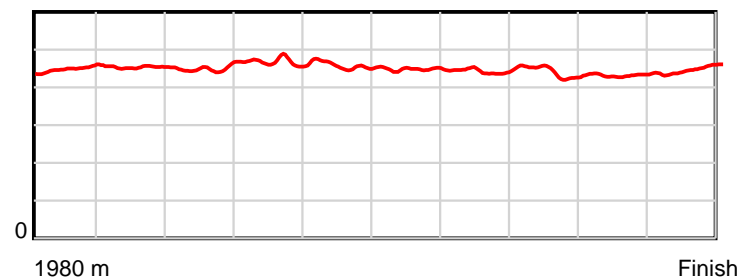
July 21, 2023, Race 1, IRT. YOUR HORSE. OUR PASSION. MOBILE PACE, Distance 1980m, Addington - Survey 1980m

Result	TAB no.	Horse (Barrier)	1980 to	1800m to	1600m to	1400m to	1200m to	1000m to	800m to	600m to	400m to	200m to	Total or	Margin
1st	8	Herb (8)	1800m	1600m	1400m	1200m	1000m	800m	600m	400m	200m	WP	Average	
		Position in running (margin)	-	11(9.0)	11(17.4)	11(14.8)	10(12.1)	11(12.3)	10(9.8)	10(6.7)	9(6.7)	4(2.2)		0.00
		Sectional time (s)	13.29	15.06	14.30	15.31	15.69	14.64	13.93	14.33	13.93	14.22		
		Cumulative time (s)	144.70	131.41	116.35	102.05	86.74	71.05	56.41	42.48	28.15	14.22	2:24.70	
		Speed (m/s)	13.55	13.28	13.99	13.06	12.75	13.66	14.36	13.96	14.36	14.06	13.68	
		Stride length (m)	6.15	6.02	6.30	6.10	5.84	6.12	6.37	6.14	6.21	6.31	6.15	
		Stride duration (s)	0.449	0.453	0.450	0.467	0.459	0.447	0.444	0.440	0.432	0.448	0.450	
		Stride efficiency (%)	59.11	56.67	61.92	58.09	53.38	58.44	63.36	58.87	60.28	62.20	59.13	
		Stride count	29.27	33.21	31.77	32.80	34.22	32.71	31.41	32.58	32.20	31.70	321.87	

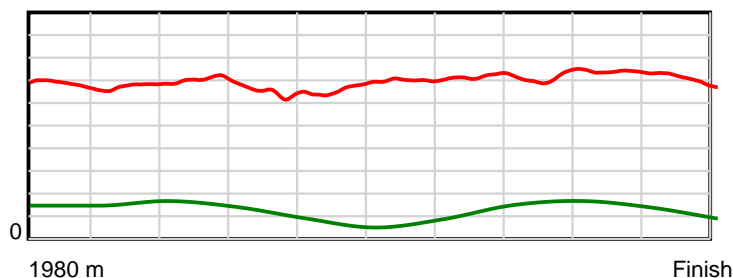
10 m Stride length



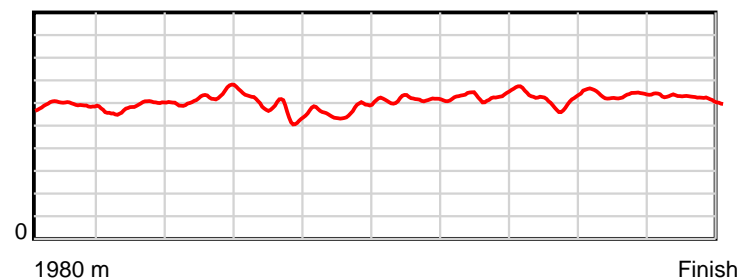
0.6 s Stride duration



20 m/sec Speed



100 % Stride efficiency



Note: Horizontal distance axis grid lines are 200m furlongs.

Disclaimer.

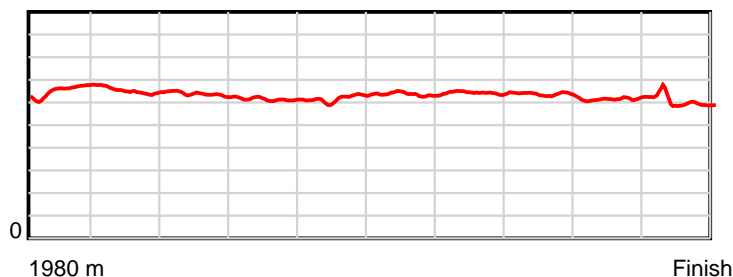
HRNZ and NZMTC and Thoroughbred Ratings Pty Ltd accepts no responsibility for the completeness or accuracy of any of the information contained herein, and makes no representations about its suitability for any particular purpose. Users should make their own judgements about those matters and/or seek independent advice. You assume all risks associated with use of the data provided on this page.

Race Results

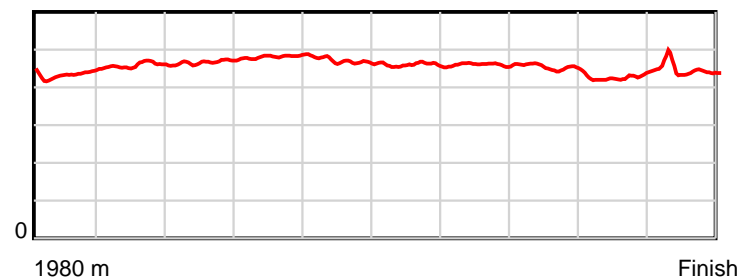
July 21, 2023, Race 1, IRT. YOUR HORSE. OUR PASSION. MOBILE PACE, Distance 1980m, Addington - Survey 1980m

Result	TAB no.	Horse (Barrier)	1980 to	1800m to	1600m to	1400m to	1200m to	1000m to	800m to	600m to	400m to	200m to	Total or	Margin
2nd	6	Rosie Richter (6)	1800m	1600m	1400m	1200m	1000m	800m	600m	400m	200m	WP	Average	
		Position in running (margin)	-	3(1.1)	4(5.0)	5(5.0)	5(4.4)	4(4.4)	4(3.3)	4(2.9)	4(2.9)	1(0.0)		1.30
		Sectional time (s)	12.07	14.30	14.74	15.65	15.68	14.86	14.40	14.33	14.19	14.71		
		Cumulative time (s)	144.93	132.86	118.56	103.82	88.17	72.49	57.63	43.23	28.90	14.71	2:24.93	
		Speed (m/s)	14.92	13.99	13.57	12.78	12.76	13.46	13.89	13.96	14.09	13.60	13.66	
		Stride length (m)	6.53	6.39	6.33	6.16	6.00	6.18	6.40	6.30	6.02	6.04	6.23	
		Stride duration (s)	0.432	0.457	0.467	0.482	0.470	0.459	0.460	0.451	0.427	0.444	0.456	
		Stride efficiency (%)	66.62	63.82	62.64	59.27	56.17	59.65	63.94	61.96	56.66	56.92	60.56	
		Stride count	27.57	31.30	31.59	32.47	33.36	32.37	31.27	31.76	33.22	33.14	318.05	

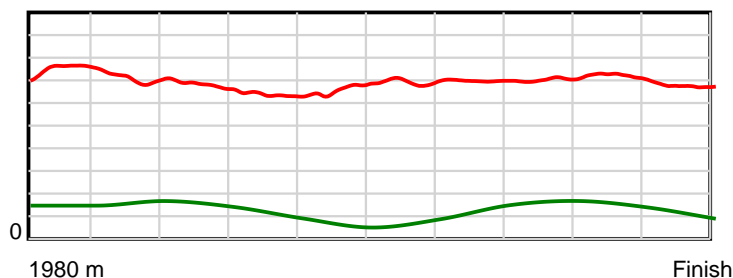
10 m Stride length



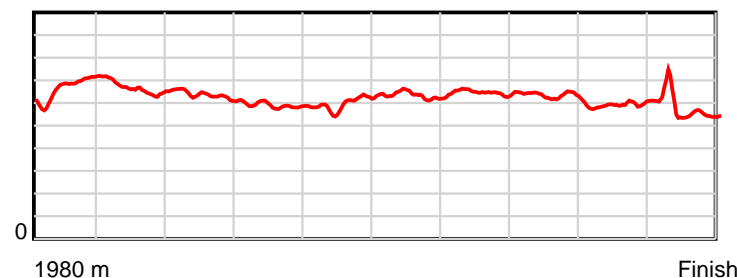
0.6 s Stride duration



20 m/sec Speed



100 % Stride efficiency



Note: Horizontal distance axis grid lines are 200m furlongs.

Disclaimer.

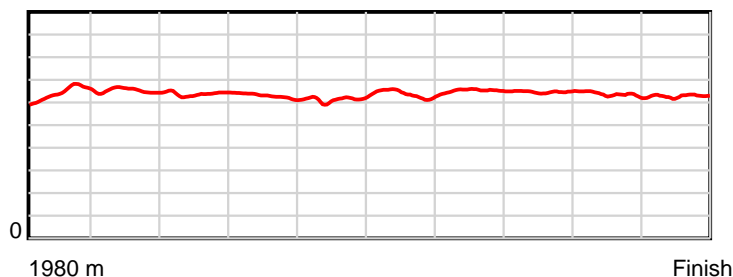
HRNZ and NZMTC and Thoroughbred Ratings Pty Ltd accepts no responsibility for the completeness or accuracy of any of the information contained herein, and makes no representations about its suitability for any particular purpose. Users should make their own judgements about those matters and/or seek independent advice. You assume all risks associated with use of the data provided on this page.

Race Results

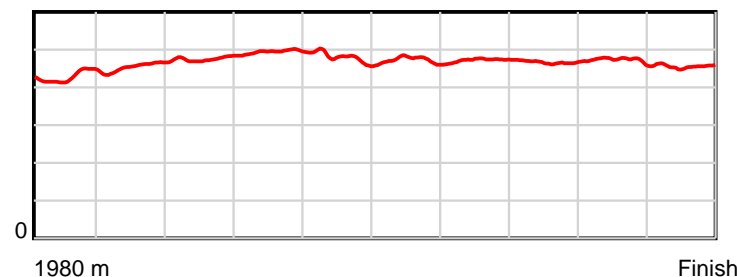
July 21, 2023, Race 1, IRT. YOUR HORSE. OUR PASSION. MOBILE PACE, Distance 1980m, Addington - Survey 1980m

Result	TAB no.	Horse (Barrier)	1980 to	1800m to	1600m to	1400m to	1200m to	1000m to	800m to	600m to	400m to	200m to	Total or	Margin
3rd	2	Arden's Ideal (2)	1800m	1600m	1400m	1200m	1000m	800m	600m	400m	200m	WP	Average	
		Position in running (margin)	-	4(1.5)	2(2.3)	2(2.4)	2(2.0)	3(2.5)	3(1.8)	3(2.2)	3(1.8)	5(2.5)		1.70
		Sectional time (s)	11.85	13.79	14.76	15.69	15.75	14.93	14.52	14.27	14.80	14.64		
		Cumulative time (s)	145.00	133.15	119.36	104.60	88.91	73.16	58.23	43.71	29.44	14.64	2:25.00	
		Speed (m/s)	15.19	14.50	13.55	12.75	12.70	13.40	13.77	14.02	13.51	13.66	13.66	
		Stride length (m)	6.45	6.59	6.44	6.30	6.09	6.32	6.51	6.54	6.38	6.23	6.38	
		Stride duration (s)	0.429	0.454	0.476	0.494	0.480	0.472	0.472	0.467	0.472	0.456	0.467	
		Stride efficiency (%)	65.08	67.76	64.90	62.04	57.95	62.42	66.16	66.84	63.61	60.71	63.64	
		Stride count	27.89	30.37	31.03	31.74	32.84	31.64	30.74	30.58	31.35	32.09	310.27	

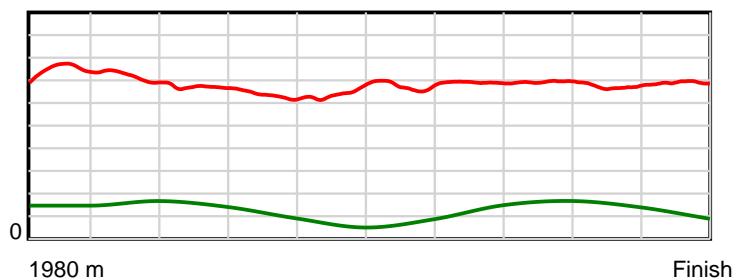
10 m Stride length



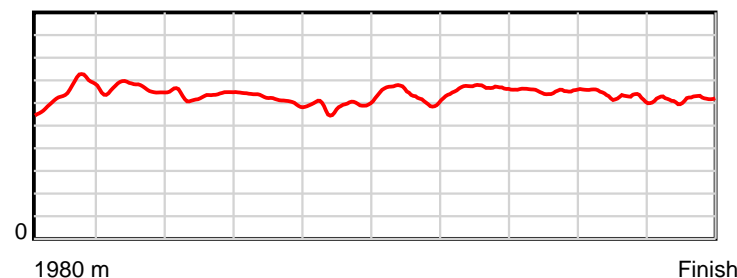
0.6 s Stride duration



20 m/sec Speed



100 % Stride efficiency



Note: Horizontal distance axis grid lines are 200m furlongs.

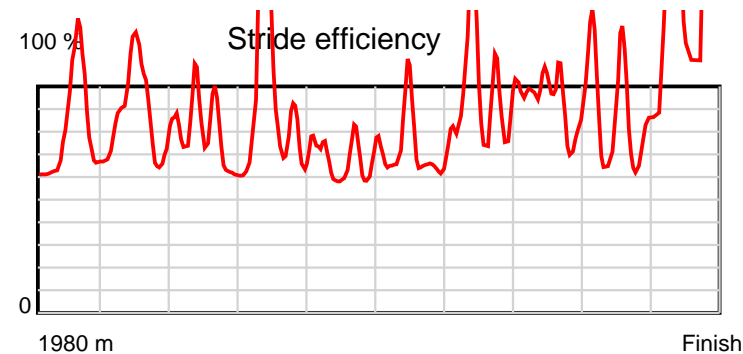
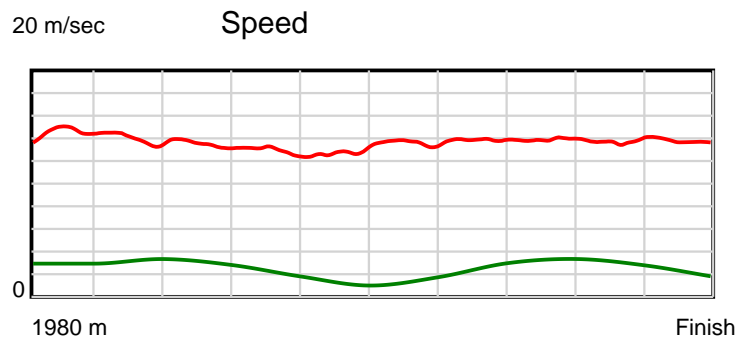
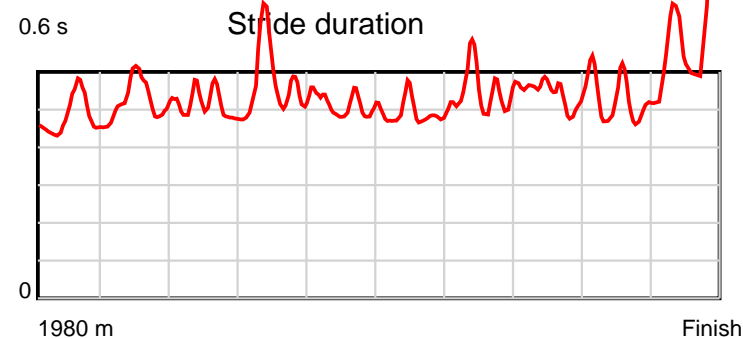
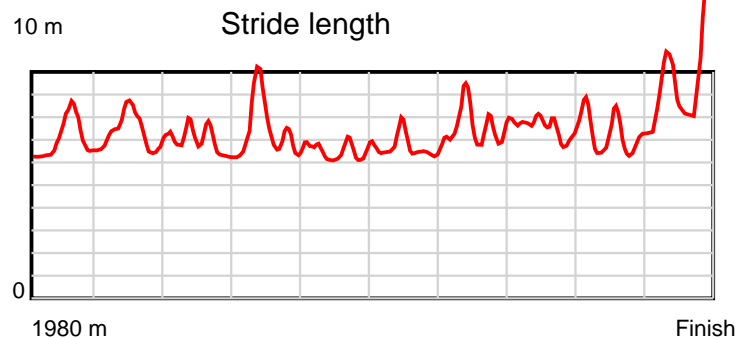
Disclaimer.

HRNZ and NZMTC and Thoroughbred Ratings Pty Ltd accepts no responsibility for the completeness or accuracy of any of the information contained herein, and makes no representations about its suitability for any particular purpose. Users should make their own judgements about those matters and/or seek independent advice. You assume all risks associated with use of the data provided on this page.

Race Results

July 21, 2023, Race 1, IRT. YOUR HORSE. OUR PASSION. MOBILE PACE, Distance 1980m, Addington - Survey 1980m

Result	TAB no.	Horse (Barrier)	1980 to	1800m to	1600m to	1400m to	1200m to	1000m to	800m to	600m to	400m to	200m to	Total or	Margin
4th	12	Spiritual Blis... (10)	1800m	1600m	1400m	1200m	1000m	800m	600m	400m	200m	WP	Average	
		Position in running (margin)	-	7(5.1)	7(9.2)	7(8.4)	7(6.7)	7(7.8)	7(6.5)	8(6.0)	7(5.8)	7(4.8)		4.30
		Sectional time (s)	12.73	14.34	14.60	15.47	15.85	14.83	14.37	14.30	14.50	14.49		
		Cumulative time (s)	145.48	132.75	118.41	103.81	88.34	72.49	57.66	43.29	28.99	14.49	2:25.48	
		Speed (m/s)	14.14	13.95	13.70	12.93	12.62	13.49	13.92	13.99	13.79	13.80	13.61	
		Stride length (m)	6.87	7.11	6.84	7.14	6.28	6.53	7.31	7.26	6.97	9.50	7.10	
		Stride duration (s)	0.468	0.510	0.500	0.552	0.498	0.484	0.525	0.519	0.506	0.688	0.522	
		Stride efficiency (%)	73.66	79.05	73.16	79.63	61.69	66.54	83.59	82.29	75.99	140.90	78.86	
		Stride count	26.22	28.12	29.23	28.02	31.83	30.65	27.35	27.56	28.68	21.06	278.72	



Note: Horizontal distance axis grid lines are 200m furlongs.

Disclaimer.

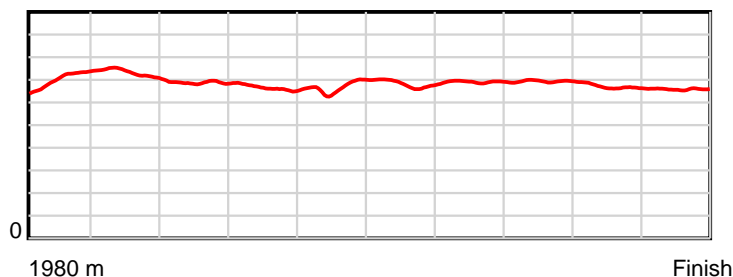
HRNZ and NZMTC and Thoroughbred Ratings Pty Ltd accepts no responsibility for the completeness or accuracy of any of the information contained herein, and makes no representations about its suitability for any particular purpose. Users should make their own judgements about those matters and/or seek independent advice. You assume all risks associated with use of the data provided on this page.

Race Results

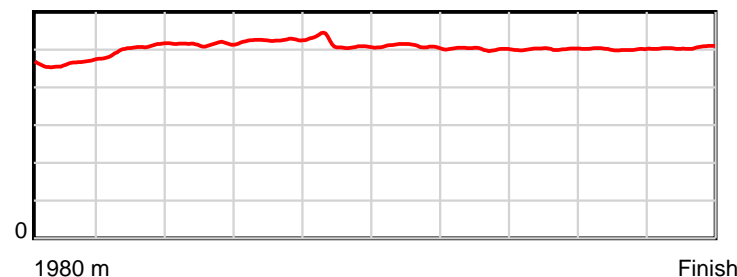
July 21, 2023, Race 1, IRT. YOUR HORSE. OUR PASSION. MOBILE PACE, Distance 1980m, Addington - Survey 1980m

Result	TAB no.	Horse (Barrier)	1980 to	1800m to	1600m to	1400m to	1200m to	1000m to	800m to	600m to	400m to	200m to	Total or	Margin
5th	1	Ultimatum (1)	1800m	1600m	1400m	1200m	1000m	800m	600m	400m	200m	WP	Average	
		Position in running (margin)	-	2(0.2)	1(0.0)	1(0.0)	1(0.0)	1(0.0)	1(0.0)	1(0.0)	1(0.0)	2(0.8)		4.80
		Sectional time (s)	11.88	13.64	14.74	15.75	15.66	15.05	14.45	14.33	14.80	15.27		
		Cumulative time (s)	145.57	133.69	120.05	105.31	89.56	73.90	58.85	44.40	30.07	15.27	2:25.57	
		Speed (m/s)	15.15	14.66	13.57	12.70	12.77	13.29	13.84	13.96	13.51	13.10	13.60	
		Stride length (m)	7.11	7.39	6.98	6.66	6.60	6.77	6.94	6.99	6.77	6.62	6.87	
		Stride duration (s)	0.463	0.504	0.514	0.525	0.517	0.509	0.502	0.501	0.501	0.505	0.505	
		Stride efficiency (%)	79.02	85.31	76.17	69.37	67.97	71.53	75.35	76.45	71.64	68.43	73.82	
		Stride count	25.31	27.07	28.65	30.02	30.32	29.56	28.80	28.59	29.54	30.22	288.08	

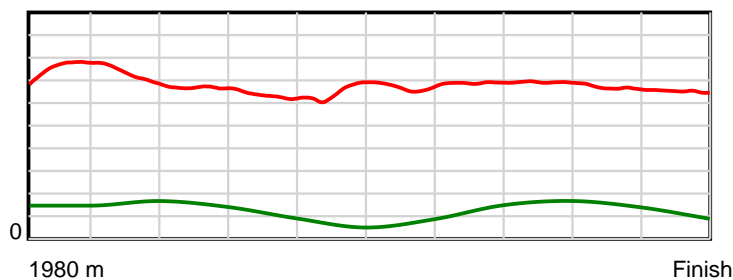
10 m Stride length



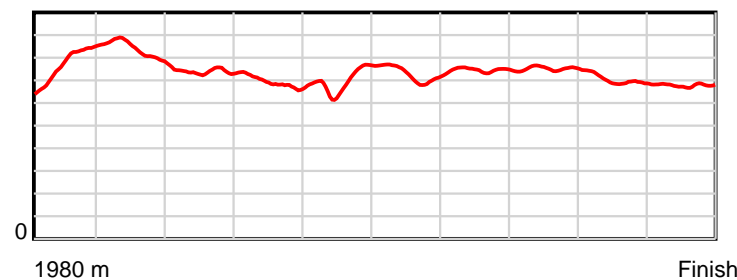
0.6 s Stride duration



20 m/sec Speed



100 % Stride efficiency



Note: Horizontal distance axis grid lines are 200m furlongs.

Disclaimer.

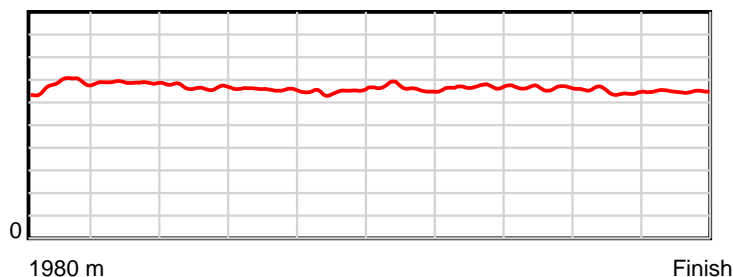
HRNZ and NZMTC and Thoroughbred Ratings Pty Ltd accepts no responsibility for the completeness or accuracy of any of the information contained herein, and makes no representations about its suitability for any particular purpose. Users should make their own judgements about those matters and/or seek independent advice. You assume all risks associated with use of the data provided on this page.

Race Results

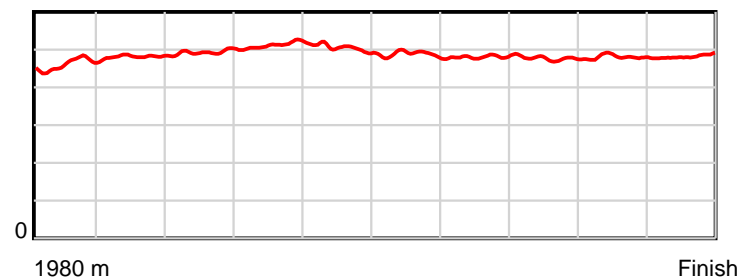
July 21, 2023, Race 1, IRT. YOUR HORSE. OUR PASSION. MOBILE PACE, Distance 1980m, Addington - Survey 1980m

Result	TAB no.	Horse (Barrier)	1980 to	1800m to	1600m to	1400m to	1200m to	1000m to	800m to	600m to	400m to	200m to	Total or	Margin
6th	3	Victor Lustig (3)	1800m	1600m	1400m	1200m	1000m	800m	600m	400m	200m	WP	Average	
		Position in running (margin)	-	5(3.3)	5(5.3)	4(4.6)	4(4.2)	5(5.0)	5(4.3)	5(4.2)	5(3.8)	6(4.5)		6.40
		Sectional time (s)	12.34	13.99	14.62	15.68	15.80	14.94	14.44	14.26	14.80	14.97		
		Cumulative time (s)	145.84	133.50	119.51	104.89	89.21	73.41	58.47	44.03	29.77	14.97	2:25.84	
		Speed (m/s)	14.59	14.30	13.68	12.76	12.66	13.39	13.85	14.03	13.51	13.36	13.58	
		Stride length (m)	6.77	6.89	6.75	6.52	6.39	6.52	6.67	6.68	6.49	6.45	6.61	
		Stride duration (s)	0.461	0.482	0.494	0.511	0.505	0.487	0.481	0.477	0.480	0.483	0.487	
		Stride efficiency (%)	71.54	74.24	71.23	66.52	63.83	66.46	69.48	69.78	65.89	65.08	68.27	
		Stride count	26.60	29.02	29.62	30.65	31.29	30.67	29.99	29.93	30.80	30.99	299.56	

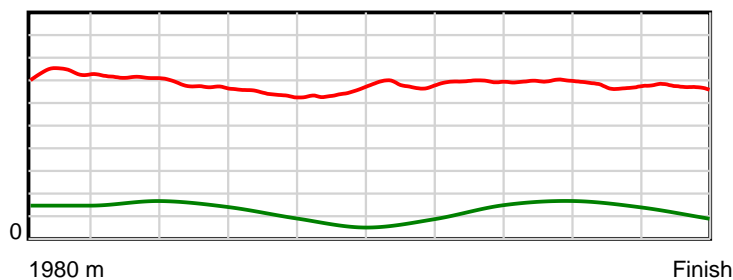
10 m Stride length



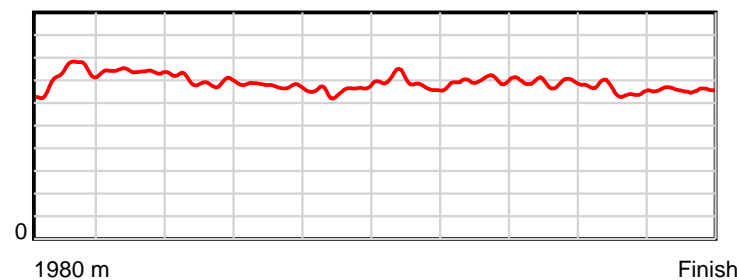
0.6 s Stride duration



20 m/sec Speed



100 % Stride efficiency



Note: Horizontal distance axis grid lines are 200m furlongs.

Disclaimer.

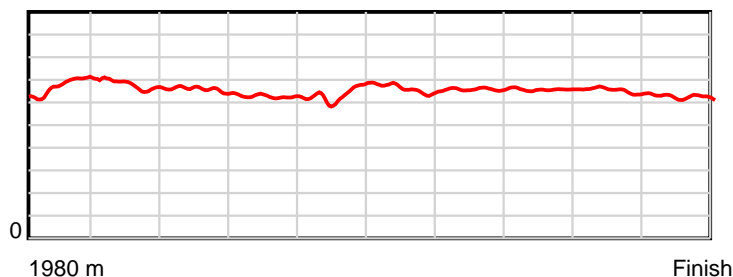
HRNZ and NZMTC and Thoroughbred Ratings Pty Ltd accepts no responsibility for the completeness or accuracy of any of the information contained herein, and makes no representations about its suitability for any particular purpose. Users should make their own judgements about those matters and/or seek independent advice. You assume all risks associated with use of the data provided on this page.

Race Results

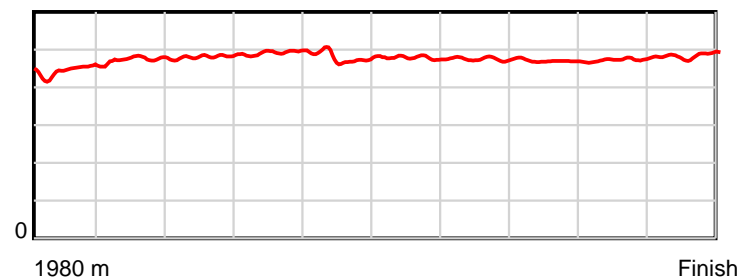
July 21, 2023, Race 1, IRT. YOUR HORSE. OUR PASSION. MOBILE PACE, Distance 1980m, Addington - Survey 1980m

Result	TAB no.	Horse (Barrier)	1980 to	1800m to	1600m to	1400m to	1200m to	1000m to	800m to	600m to	400m to	200m to	Total or	Margin
7th	4	Rushkinoff (4)	1800m	1600m	1400m	1200m	1000m	800m	600m	400m	200m	WP	Average	
		Position in running (margin)	-	1(0.0)	3(3.3)	3(3.3)	3(2.9)	2(2.1)	2(1.4)	2(0.8)	2(1.6)	3(1.8)		6.70
		Sectional time (s)	11.81	14.22	14.74	15.68	15.54	14.92	14.36	14.47	14.71	15.45		
		Cumulative time (s)	145.90	134.09	119.87	105.13	89.45	73.91	58.99	44.63	30.16	15.45	2:25.90	
		Speed (m/s)	15.24	14.06	13.57	12.76	12.87	13.40	13.93	13.82	13.60	12.94	13.57	
		Stride length (m)	6.78	6.63	6.53	6.28	6.16	6.41	6.62	6.48	6.45	6.28	6.45	
		Stride duration (s)	0.444	0.471	0.481	0.492	0.479	0.478	0.475	0.469	0.474	0.485	0.476	
		Stride efficiency (%)	71.80	68.68	66.60	61.67	59.34	64.21	68.55	65.60	65.02	61.55	65.08	
		Stride count	26.56	30.17	30.64	31.84	32.46	31.20	30.20	30.87	31.00	31.87	306.81	

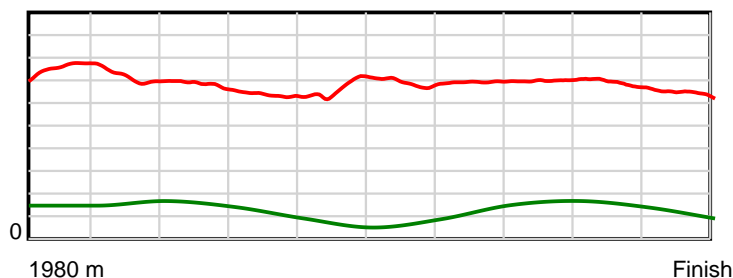
10 m Stride length



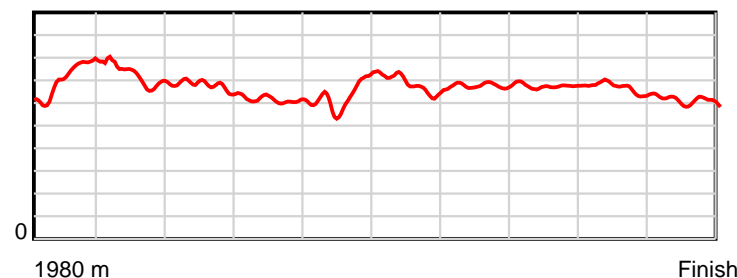
0.6 s Stride duration



20 m/sec Speed



100 % Stride efficiency



Note: Horizontal distance axis grid lines are 200m furlongs.

Disclaimer.

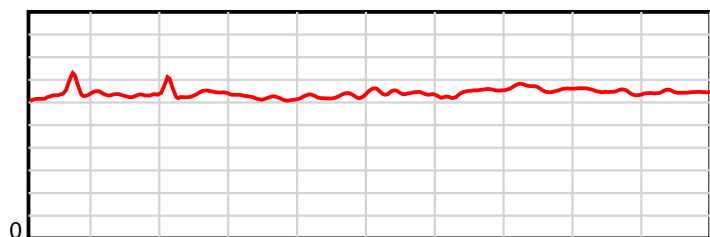
HRNZ and NZMTC and Thoroughbred Ratings Pty Ltd accepts no responsibility for the completeness or accuracy of any of the information contained herein, and makes no representations about its suitability for any particular purpose. Users should make their own judgements about those matters and/or seek independent advice. You assume all risks associated with use of the data provided on this page.

Race Results

July 21, 2023, Race 1, IRT. YOUR HORSE. OUR PASSION. MOBILE PACE, Distance 1980m, Addington - Survey 1980m

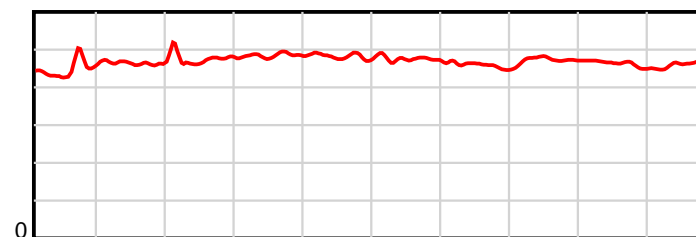
Result	TAB no.	Horse (Barrier)	1980 to	1800m to	1600m to	1400m to	1200m to	1000m to	800m to	600m to	400m to	200m to	Total or	Margin
8th	11	Field Major (9)	1800m	1600m	1400m	1200m	1000m	800m	600m	400m	200m	WP	Average	
		Position in running (margin)	-	9(7.6)	9(13.5)	10(13.3)	11(12.3)	10(11.6)	11(10.6)	11(9.1)	11(10.1)	11(9.0)		7.10
		Sectional time (s)	13.09	14.64	14.71	15.59	15.54	14.89	14.20	14.50	14.49	14.33		
		Cumulative time (s)	145.98	132.89	118.25	103.54	87.95	72.41	57.52	43.32	28.82	14.33	2:25.98	
		Speed (m/s)	13.75	13.66	13.60	12.83	12.87	13.43	14.08	13.79	13.80	13.96	13.56	
		Stride length (m)	6.41	6.32	6.45	6.22	6.21	6.37	6.45	6.54	6.37	6.52	6.38	
		Stride duration (s)	0.448	0.463	0.475	0.485	0.482	0.474	0.458	0.474	0.461	0.467	0.471	
		Stride efficiency (%)	64.13	62.49	65.10	60.49	60.17	63.46	65.08	66.89	63.37	66.46	63.70	
		Stride count	28.10	31.63	30.99	32.15	32.23	31.39	30.99	30.57	31.41	30.67	310.13	

10 m Stride length



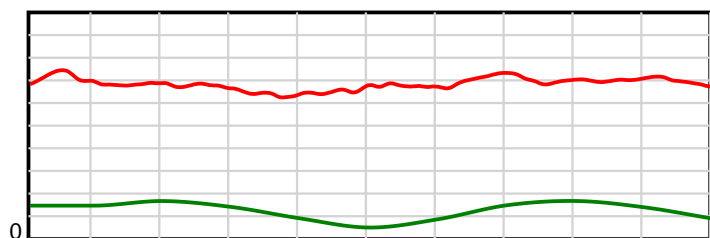
1980 m Finish

0.6 s Stride duration



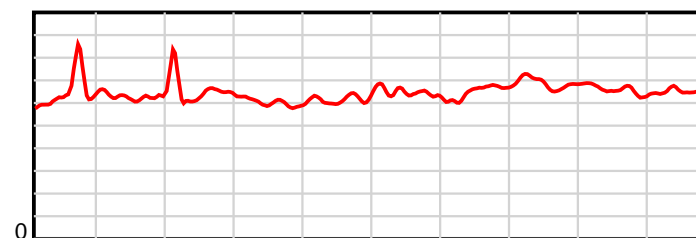
1980 m Finish

20 m/sec Speed



1980 m Finish

100 % Stride efficiency



1980 m Finish

Note: Horizontal distance axis grid lines are 200m furlongs.

Disclaimer.

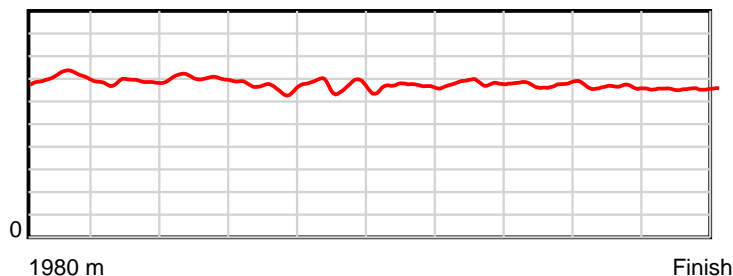
HRNZ and NZMTC and Thoroughbred Ratings Pty Ltd accepts no responsibility for the completeness or accuracy of any of the information contained herein, and makes no representations about its suitability for any particular purpose. Users should make their own judgements about those matters and/or seek independent advice. You assume all risks associated with use of the data provided on this page.

Race Results

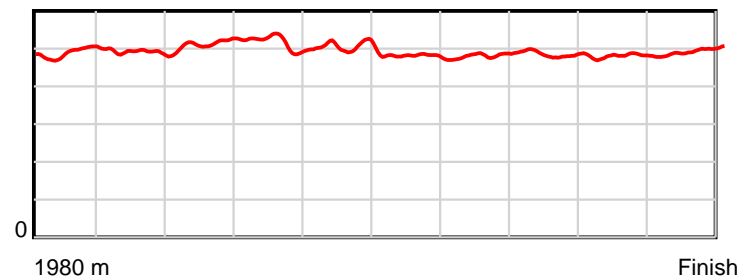
July 21, 2023, Race 1, IRT. YOUR HORSE. OUR PASSION. MOBILE PACE, Distance 1980m, Addington - Survey 1980m

Result	TAB no.	Horse (Barrier)	1980 to	1800m to	1600m to	1400m to	1200m to	1000m to	800m to	600m to	400m to	200m to	Total or	Margin
9th	13	Vinchetto (11)	1800m	1600m	1400m	1200m	1000m	800m	600m	400m	200m	WP	Average	
		Position in running (margin)	-	8(6.3)	8(10.5)	8(9.1)	8(6.9)	8(8.0)	8(7.1)	6(4.6)	8(5.9)	9(6.1)		8.90
		Sectional time (s)	12.86	14.38	14.50	15.39	15.85	14.90	14.04	14.55	14.70	15.12		
		Cumulative time (s)	146.29	133.43	119.05	104.55	89.16	73.31	58.41	44.37	29.82	15.12	2:26.29	
		Speed (m/s)	14.00	13.91	13.79	13.00	12.62	13.42	14.25	13.75	13.61	13.23	13.53	
		Stride length (m)	7.10	6.83	7.08	6.71	6.37	6.44	6.88	6.66	6.52	6.55	6.70	
		Stride duration (s)	0.489	0.491	0.513	0.516	0.505	0.480	0.483	0.484	0.480	0.495	0.495	
		Stride efficiency (%)	78.76	72.91	78.27	70.27	63.36	64.87	74.00	69.24	66.50	66.98	70.16	
		Stride count	25.35	29.28	28.26	29.83	31.41	31.04	29.06	30.05	30.66	30.55	295.49	

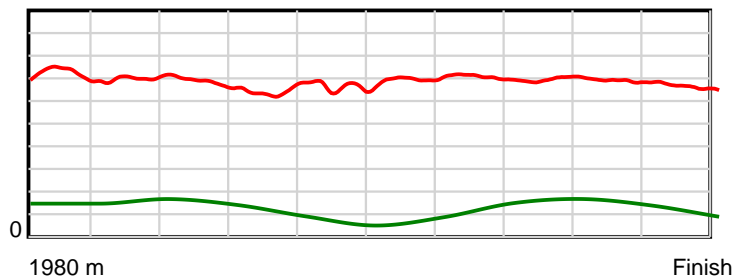
10 m Stride length



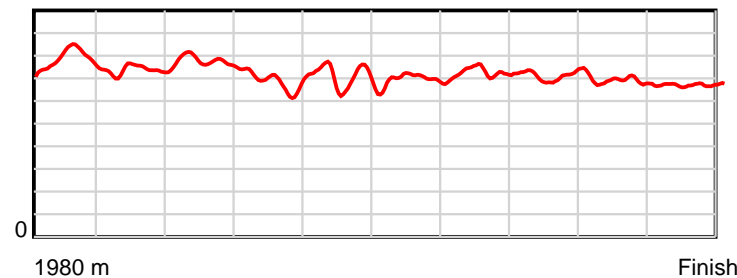
0.6 s Stride duration



20 m/sec Speed



100 % Stride efficiency



Note: Horizontal distance axis grid lines are 200m furlongs.

Disclaimer.

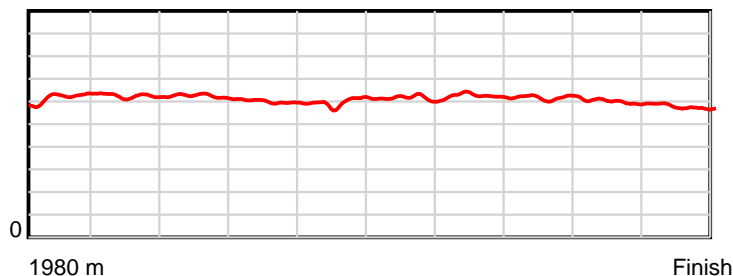
HRNZ and NZMTC and Thoroughbred Ratings Pty Ltd accepts no responsibility for the completeness or accuracy of any of the information contained herein, and makes no representations about its suitability for any particular purpose. Users should make their own judgements about those matters and/or seek independent advice. You assume all risks associated with use of the data provided on this page.

Race Results

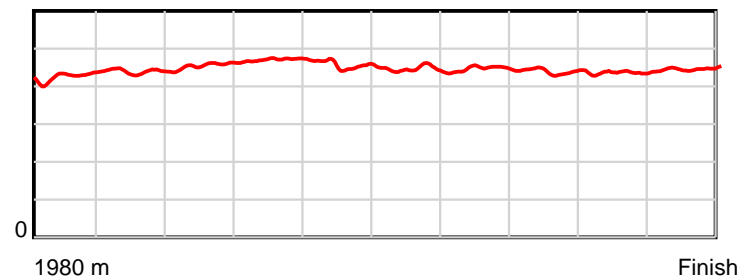
July 21, 2023, Race 1, IRT. YOUR HORSE. OUR PASSION. MOBILE PACE, Distance 1980m, Addington - Survey 1980m

Result	TAB no.	Horse (Barrier)	1980 to	1800m to	1600m to	1400m to	1200m to	1000m to	800m to	600m to	400m to	200m to	Total or	Margin
10th	5	Touch N Go (5)	1800m	1600m	1400m	1200m	1000m	800m	600m	400m	200m	WP	Average	
		Position in running (margin)	-	6(4.1)	6(7.4)	6(6.6)	6(6.0)	6(6.5)	6(5.4)	7(4.7)	6(4.7)	8(5.1)		9.80
		Sectional time (s)	12.41	14.22	14.61	15.66	15.75	14.87	14.34	14.32	14.74	15.55		
		Cumulative time (s)	146.47	134.06	119.84	105.23	89.57	73.82	58.95	44.61	30.29	15.55	2:26.47	
		Speed (m/s)	14.51	14.06	13.69	12.77	12.70	13.45	13.95	13.97	13.57	12.86	13.52	
		Stride length (m)	6.19	6.19	6.23	6.02	5.80	5.99	6.24	6.14	5.91	5.74	6.04	
		Stride duration (s)	0.426	0.440	0.455	0.471	0.457	0.445	0.447	0.440	0.436	0.447	0.447	
		Stride efficiency (%)	59.80	59.82	60.64	56.54	52.60	56.09	60.78	59.01	54.62	51.56	56.98	
		Stride count	29.10	32.32	32.11	33.25	34.47	33.38	32.07	32.55	33.83	34.82	327.90	

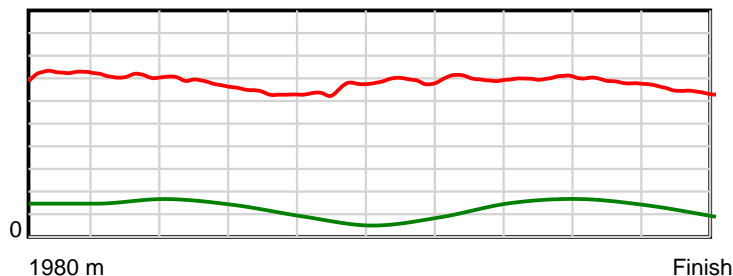
10 m Stride length



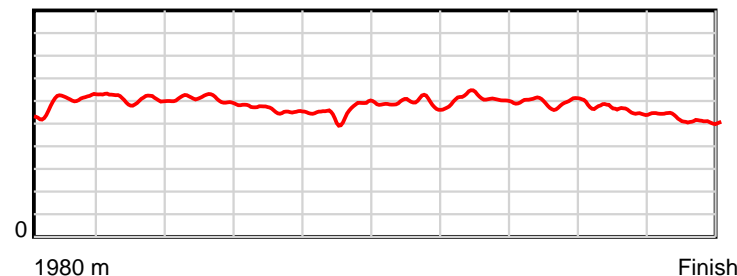
0.6 s Stride duration



20 m/sec Speed



100 % Stride efficiency



Note: Horizontal distance axis grid lines are 200m furlongs.

Disclaimer.

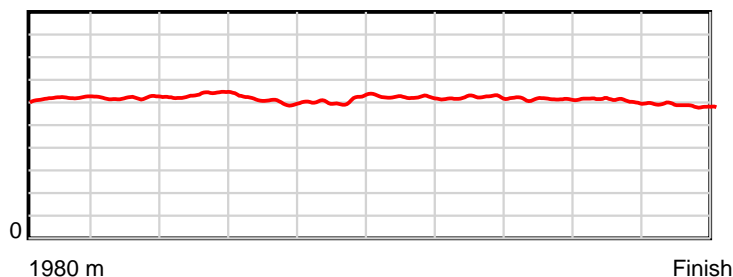
HRNZ and NZMTC and Thoroughbred Ratings Pty Ltd accepts no responsibility for the completeness or accuracy of any of the information contained herein, and makes no representations about its suitability for any particular purpose. Users should make their own judgements about those matters and/or seek independent advice. You assume all risks associated with use of the data provided on this page.

Race Results

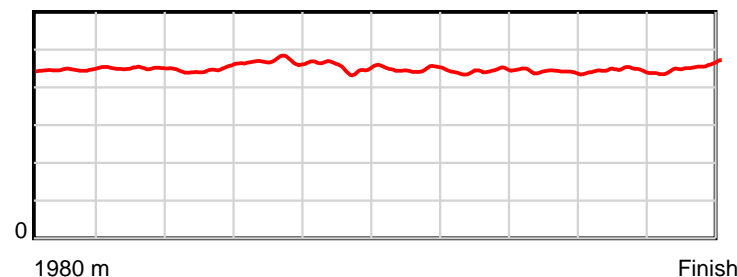
July 21, 2023, Race 1, IRT. YOUR HORSE. OUR PASSION. MOBILE PACE, Distance 1980m, Addington - Survey 1980m

Result	TAB no.	Horse (Barrier)	1980 to	1800m to	1600m to	1400m to	1200m to	1000m to	800m to	600m to	400m to	200m to	Total or	Margin
11th	7	Samvasa (7)	1800m	1600m	1400m	1200m	1000m	800m	600m	400m	200m	WP	Average	
		Position in running (margin)	-	10(8.1)	10(14.6)	9(11.9)	9(10.2)	9(9.1)	9(7.5)	9(6.3)	10(7.4)	10(8.1)		13.40
		Sectional time (s)	13.14	14.76	14.28	15.47	15.48	14.78	14.27	14.51	14.79	15.63		
		Cumulative time (s)	147.11	133.97	119.21	104.93	89.46	73.98	59.20	44.93	30.42	15.63	2:27.11	
		Speed (m/s)	13.70	13.55	14.01	12.93	12.92	13.53	14.02	13.78	13.52	12.80	13.46	
		Stride length (m)	6.22	6.11	6.26	6.06	5.88	6.05	6.21	6.08	6.02	5.81	6.07	
		Stride duration (s)	0.447	0.451	0.447	0.469	0.455	0.447	0.443	0.442	0.445	0.454	0.451	
		Stride efficiency (%)	60.47	58.35	61.27	57.37	53.97	57.22	60.33	57.85	56.64	52.73	57.50	
		Stride count	28.94	32.73	31.94	33.01	34.03	33.05	32.19	32.87	33.22	34.43	326.41	

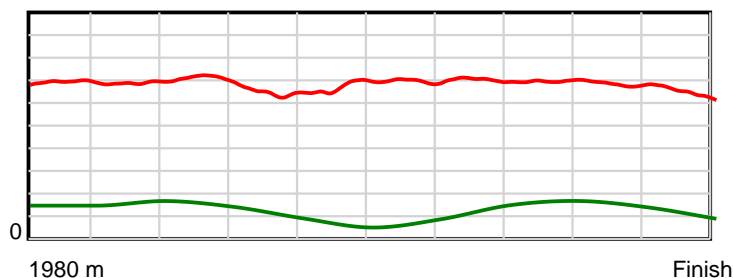
10 m Stride length



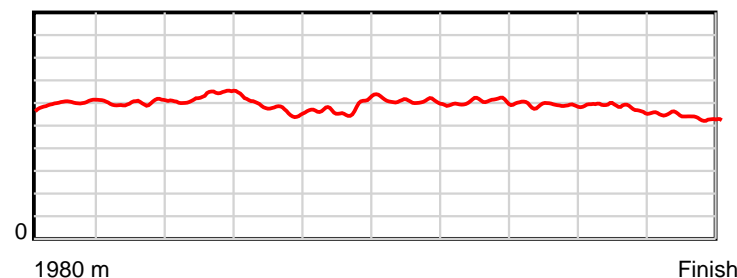
0.6 s Stride duration



20 m/sec Speed



100 % Stride efficiency



Note: Horizontal distance axis grid lines are 200m furlongs.

Disclaimer.

HRNZ and NZMTC and Thoroughbred Ratings Pty Ltd accepts no responsibility for the completeness or accuracy of any of the information contained herein, and makes no representations about its suitability for any particular purpose. Users should make their own judgements about those matters and/or seek independent advice. You assume all risks associated with use of the data provided on this page.



Race Results



July 21, 2023, Race 2, THE CHOP A NICK SYNDICATE ON TOUR TROT, Distance 2600m, Addington - Survey 3200m

Result	TAB no.	Horse (Barrier)	2600 to	2400m to
1st	9	Head Em Up (0)	2400m	2200m
		Position in running (margin)	-	8(20.9)
		Sectional time (s)	21.39	16.08
		Cumulative time (s)	208.33	186.94
		Speed (m/s)	9.35	12.44
		Stride length (m)	4.53	5.92
		Stride duration (s)	0.447	0.476
		Stride efficiency (%)	32.08	54.70
		Stride count	44.14	33.80

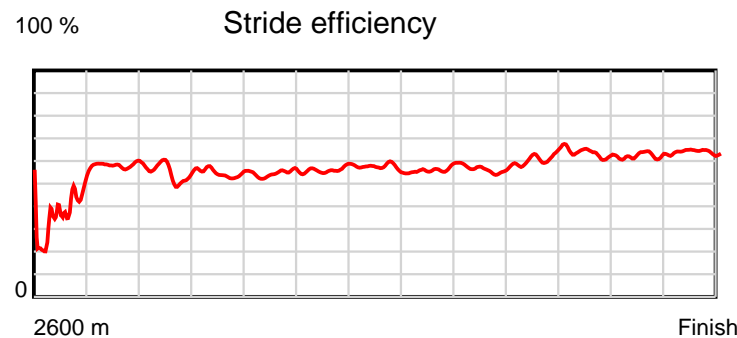
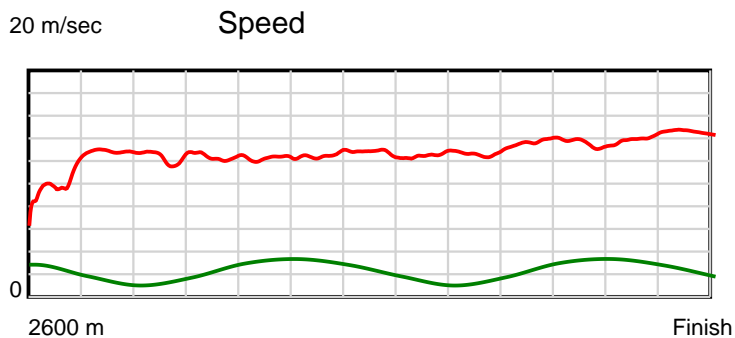
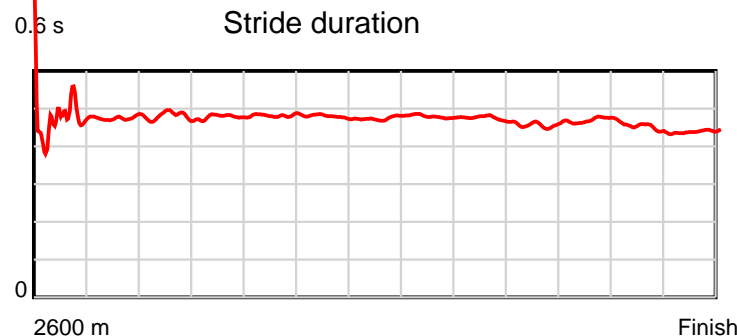
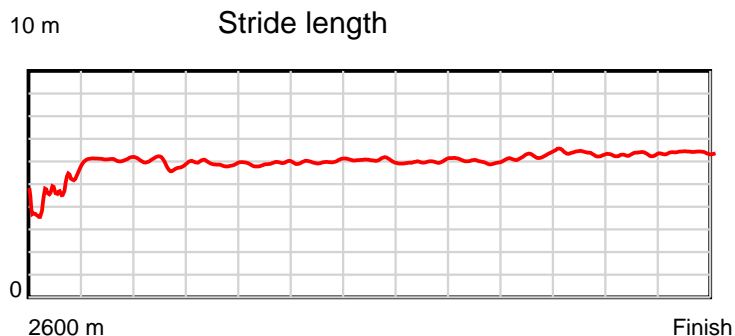
Disclaimer.

HRNZ and NZMTC and Thoroughbred Ratings Pty Ltd accepts no responsibility for the completeness or accuracy of any of the information contained herein, and makes no representations about its suitability for any particular purpose. Users should make their own judgements about those matters and/or seek independent advice. You assume all risks associated with use of the data provided on this page.

Race Results

July 21, 2023, Race 2, THE CHOP A NICK SYNDICATE ON TOUR TROT, Distance 2600m, Addington - Survey 3200m

Result	TAB no.	Horse (Barrier)	2200m to	2000m to	1800m to	1600m to	1400m to	1200m to	1000m to	800m to	600m to	400m to	200m to	Total or	Margin
1st	9	Head Em Up (0)	2000m	1800m	1600m	1400m	1200m	1000m	800m	600m	400m	200m	WP	Average	
		Position in running (margin)	8(16.4)	8(13.6)	7(12.9)	7(13.7)	6(11.5)	5(7.7)	4(5.7)	4(3.9)	4(3.1)	4(4.5)	3(2.4)		0.00
		Sectional time (s)	16.59	16.16	16.42	16.01	15.66	16.34	16.07	14.54	15.00	14.38	13.69		
		Cumulative time (s)	170.86	154.27	138.11	121.69	105.68	90.02	73.68	57.61	43.07	28.07	13.69	3:28.33	
		Speed (m/s)	12.06	12.38	12.18	12.49	12.77	12.24	12.45	13.76	13.33	13.91	14.61	12.48	
		Stride length (m)	5.78	5.92	5.88	5.99	6.06	5.86	5.90	6.29	6.26	6.24	6.43	5.89	
		Stride duration (s)	0.480	0.478	0.482	0.479	0.475	0.479	0.474	0.457	0.470	0.449	0.440	0.472	
		Stride efficiency (%)	52.28	54.79	53.97	55.98	57.40	53.68	54.47	61.86	61.24	60.86	64.58	54.16	
		Stride count	34.58	33.78	34.03	33.41	33.00	34.12	33.88	31.79	31.95	32.05	31.11	441.64	



Note: Horizontal distance axis grid lines are 200m furlongs.

Disclaimer.

HRNZ and NZMTC and Thoroughbred Ratings Pty Ltd accepts no responsibility for the completeness or accuracy of any of the information contained herein, and makes no representations about its suitability for any particular purpose. Users should make their own judgements about those matters and/or seek independent advice. You assume all risks associated with use of the data provided on this page.



Race Results



July 21, 2023, Race 2, THE CHOP A NICK SYNDICATE ON TOUR TROT, Distance 2600m, Addington - Survey 3200m

Result	TAB no.	Horse (Barrier)	2600 to	2400m to
2nd	8	The River Boy (1)	2400m	2200m
		Position in running (margin)	-	5(8.7)
		Sectional time (s)	19.35	16.97
		Cumulative time (s)	208.53	189.18
		Speed (m/s)	10.33	11.79
		Stride length (m)	0.00	0.00
		Stride duration (s)	0.000	0.000
		Stride efficiency (%)	0.00	0.00
		Stride count	0.00	0.00

Disclaimer.

HRNZ and NZMTC and Thoroughbred Ratings Pty Ltd accepts no responsibility for the completeness or accuracy of any of the information contained herein, and makes no representations about its suitability for any particular purpose. Users should make their own judgements about those matters and/or seek independent advice. You assume all risks associated with use of the data provided on this page.




Race Results

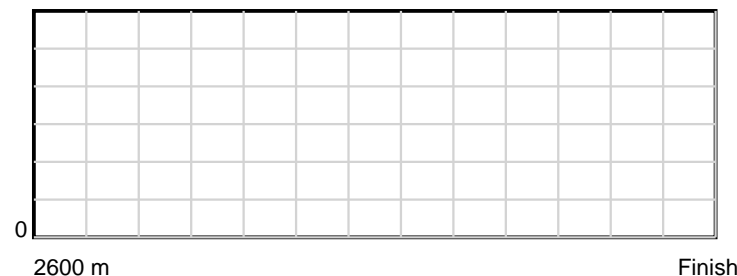
July 21, 2023, Race 2, THE CHOP A NICK SYNDICATE ON TOUR TROT, Distance 2600m, Addington - Survey 3200m

Result	TAB no.	Horse (Barrier)	2200m to	2000m to	1800m to	1600m to	1400m to	1200m to	1000m to	800m to	600m to	400m to	200m to	Total or	Margin
2nd	8	The River Boy (1)	2000m	1800m	1600m	1400m	1200m	1000m	800m	600m	400m	200m	WP	Average	
		Position in running (margin)	5(9.6)	5(7.2)	1(0.0)	1(0.0)	1(0.0)	1(0.0)	1(0.0)	1(0.0)	1(0.0)	1(0.0)	1(0.0)		1.10
		Sectional time (s)	16.66	15.07	16.28	16.38	16.31	16.67	16.38	14.67	14.76	14.73	14.30		
		Cumulative time (s)	172.21	155.55	140.48	124.20	107.82	91.51	74.84	58.46	43.79	29.03	14.30	3:28.53	
		Speed (m/s)	12.00	13.27	12.29	12.21	12.26	12.00	12.21	13.63	13.55	13.58	13.99	12.47	
		Stride length (m)	0.00	0.00	0.00	0.00	0.00	0.00	0.00	0.00	0.00	0.00	0.00	nan	
		Stride duration (s)	0.000	0.000	0.000	0.000	0.000	0.000	0.000	0.000	0.000	0.000	0.000	nan	
		Stride efficiency (%)	0.00	0.00	0.00	0.00	0.00	0.00	0.00	0.00	0.00	0.00	0.00	nan	
		Stride count	0.00	0.00	0.00	0.00	0.00	0.00	0.00	0.00	0.00	0.00	0.00	0.00	


10 m Stride length




0.6 s Stride duration



20 m/sec Speed



100 % Stride efficiency



Note: Horizontal distance axis grid lines are 200m furlongs.

Disclaimer.

HRNZ and NZMTC and Thoroughbred Ratings Pty Ltd accepts no responsibility for the completeness or accuracy of any of the information contained herein, and makes no representations about its suitability for any particular purpose. Users should make their own judgements about those matters and/or seek independent advice. You assume all risks associated with use of the data provided on this page.



Race Results



July 21, 2023, Race 2, THE CHOP A NICK SYNDICATE ON TOUR TROT, Distance 2600m, Addington - Survey 3200m

Result	TAB no.	Horse (Barrier)	2600 to	2400m to
3rd	2	Opawa Peak (5)	2400m	2200m
		Position in running (margin)	-	4(3.9)
		Sectional time (s)	18.62	16.96
		Cumulative time (s)	208.74	190.12
		Speed (m/s)	10.74	11.79
		Stride length (m)	5.53	5.93
		Stride duration (s)	0.493	0.503
		Stride efficiency (%)	47.81	54.86
		Stride count	36.16	33.75

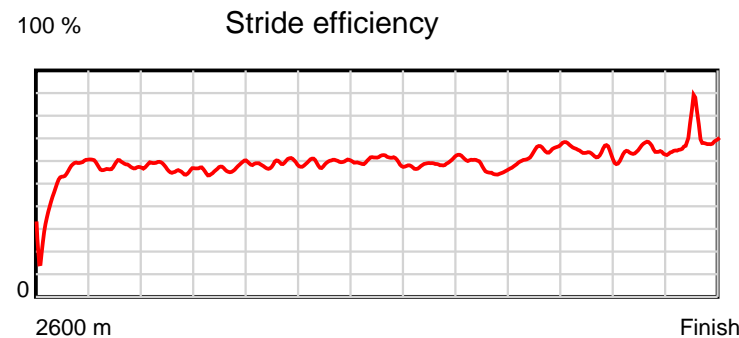
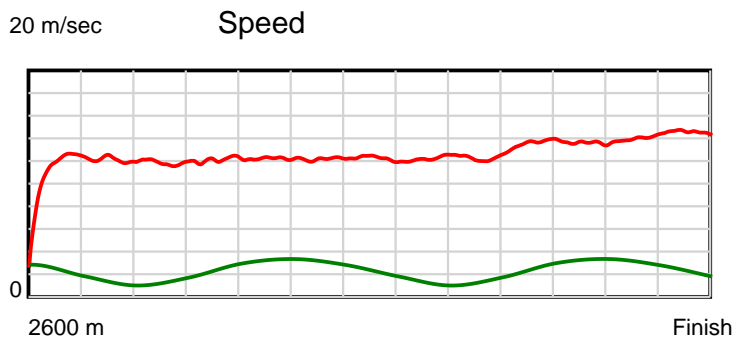
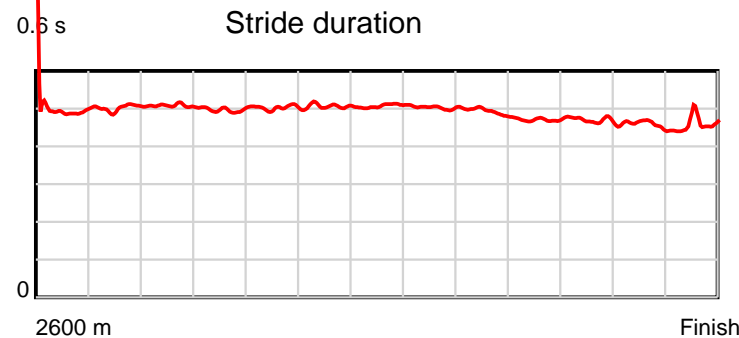
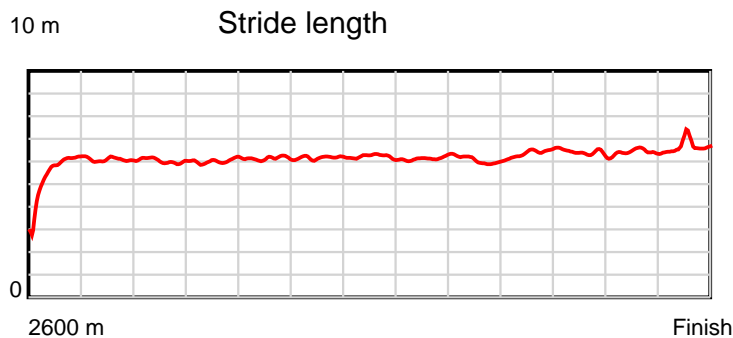
Disclaimer.

HRNZ and NZMTC and Thoroughbred Ratings Pty Ltd accepts no responsibility for the completeness or accuracy of any of the information contained herein, and makes no representations about its suitability for any particular purpose. Users should make their own judgements about those matters and/or seek independent advice. You assume all risks associated with use of the data provided on this page.

Race Results

July 21, 2023, Race 2, THE CHOP A NICK SYNDICATE ON TOUR TROT, Distance 2600m, Addington - Survey 3200m

Result	TAB no.	Horse (Barrier)	2200m to	2000m to	1800m to	1600m to	1400m to	1200m to	1000m to	800m to	600m to	400m to	200m to	Total or	Margin
3rd	2	Opawa Peak (5)	2000m	1800m	1600m	1400m	1200m	1000m	800m	600m	400m	200m	WP	Average	
		Position in running (margin)	3(4.8)	3(4.8)	4(6.4)	4(6.9)	4(7.2)	4(6.9)	5(6.0)	7(6.4)	6(6.1)	6(6.2)	6(4.6)		2.30
		Sectional time (s)	17.06	16.53	16.35	16.43	16.27	16.52	16.44	14.63	14.77	14.47	13.69		
		Cumulative time (s)	173.16	156.10	139.57	123.22	106.79	90.52	74.00	57.56	42.93	28.16	13.69	3:28.74	
		Speed (m/s)	11.72	12.10	12.23	12.17	12.29	12.11	12.17	13.67	13.54	13.82	14.61	12.46	
		Stride length (m)	5.95	6.02	6.14	6.16	6.24	6.09	5.99	6.43	6.35	6.33	6.69	6.13	
		Stride duration (s)	0.508	0.497	0.502	0.506	0.507	0.503	0.492	0.470	0.469	0.458	0.458	0.492	
		Stride efficiency (%)	55.31	56.56	58.95	59.36	60.79	57.97	55.98	64.59	62.97	62.69	69.97	58.71	
		Stride count	33.62	33.24	32.56	32.45	32.07	32.84	33.41	31.11	31.50	31.58	29.89	424.18	



Note: Horizontal distance axis grid lines are 200m furlongs.

Disclaimer.

HRNZ and NZMTC and Thoroughbred Ratings Pty Ltd accepts no responsibility for the completeness or accuracy of any of the information contained herein, and makes no representations about its suitability for any particular purpose. Users should make their own judgements about those matters and/or seek independent advice. You assume all risks associated with use of the data provided on this page.



Race Results



July 21, 2023, Race 2, THE CHOP A NICK SYNDICATE ON TOUR TROT, Distance 2600m, Addington - Survey 3200m

Result	TAB no.	Horse (Barrier)	2600 to	2400m to
4th	3	Penelope Hall (6)	2400m	2200m
		Position in running (margin)	-	2(1.9)
		Sectional time (s)	18.02	16.94
		Cumulative time (s)	208.80	190.78
		Speed (m/s)	11.10	11.81
		Stride length (m)	5.43	5.79
		Stride duration (s)	0.486	0.490
		Stride efficiency (%)	46.02	52.32
		Stride count	36.85	34.57

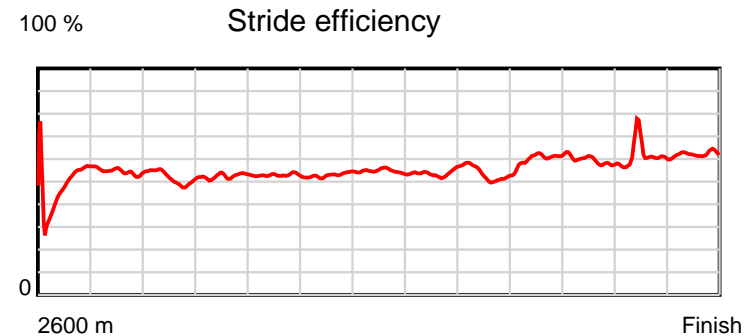
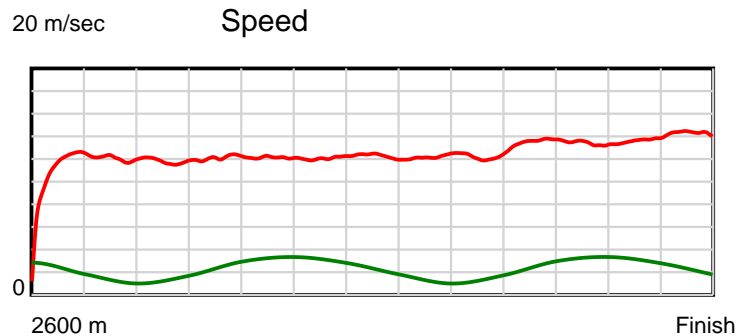
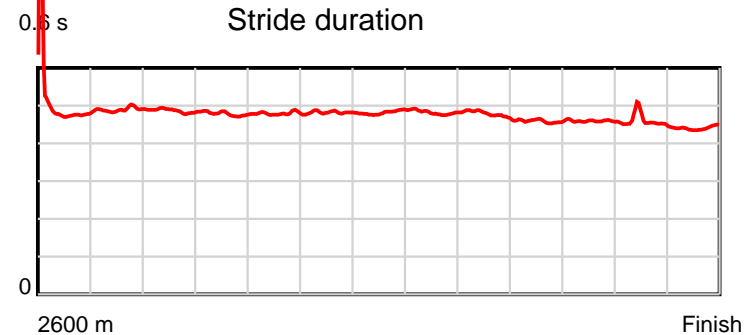
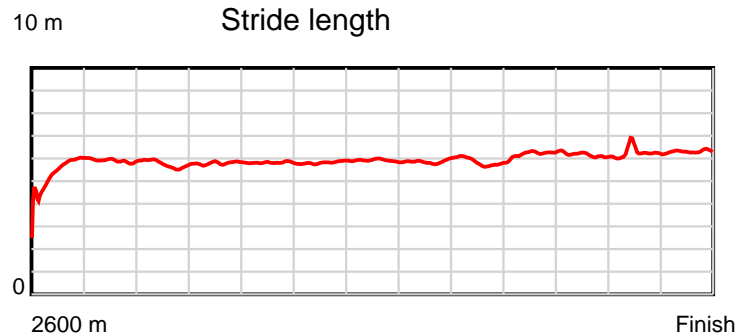
Disclaimer.

HRNZ and NZMTC and Thoroughbred Ratings Pty Ltd accepts no responsibility for the completeness or accuracy of any of the information contained herein, and makes no representations about its suitability for any particular purpose. Users should make their own judgements about those matters and/or seek independent advice. You assume all risks associated with use of the data provided on this page.

Race Results

July 21, 2023, Race 2, THE CHOP A NICK SYNDICATE ON TOUR TROT, Distance 2600m, Addington - Survey 3200m

Result	TAB no.	Horse (Barrier)	2200m to	2000m to	1800m to	1600m to	1400m to	1200m to	1000m to	800m to	600m to	400m to	200m to	Total or	Margin
4th	3	Penelope Hall (6)	2000m	1800m	1600m	1400m	1200m	1000m	800m	600m	400m	200m	WP	Average	
		Position in running (margin)	2(2.7)	2(2.8)	3(4.2)	3(4.7)	3(4.8)	3(4.7)	3(4.3)	5(4.7)	5(4.3)	5(4.6)	4(3.3)		2.60
		Sectional time (s)	17.09	16.49	16.36	16.40	16.29	16.60	16.45	14.61	14.82	14.51	14.22		
		Cumulative time (s)	173.84	156.75	140.26	123.90	107.50	91.21	74.61	58.16	43.55	28.73	14.22	3:28.80	
		Speed (m/s)	11.70	12.13	12.22	12.20	12.28	12.05	12.16	13.69	13.50	13.78	14.06	12.45	
		Stride length (m)	5.69	5.80	5.86	5.88	5.92	5.80	5.81	6.29	6.19	6.29	6.20	5.91	
		Stride duration (s)	0.486	0.478	0.479	0.482	0.482	0.482	0.478	0.459	0.459	0.457	0.441	0.475	
		Stride efficiency (%)	50.63	52.60	53.65	54.02	54.68	52.57	52.69	61.77	59.97	61.91	60.14	54.56	
		Stride count	35.14	34.47	34.13	34.02	33.81	34.48	34.44	31.81	32.29	31.77	32.24	440.02	



Note: Horizontal distance axis grid lines are 200m furlongs.

Disclaimer.

HRNZ and NZMTC and Thoroughbred Ratings Pty Ltd accepts no responsibility for the completeness or accuracy of any of the information contained herein, and makes no representations about its suitability for any particular purpose. Users should make their own judgements about those matters and/or seek independent advice. You assume all risks associated with use of the data provided on this page.



Race Results



July 21, 2023, Race 2, THE CHOP A NICK SYNDICATE ON TOUR TROT, Distance 2600m, Addington - Survey 3200m

Result	TAB no.	Horse (Barrier)	2600 to	2400m to
5th	1	Rewiri Hill (4)	2400m	2200m
		Position in running (margin)	-	1(0.0)
		Sectional time (s)	17.72	16.82
		Cumulative time (s)	208.99	191.27
		Speed (m/s)	11.28	11.89
		Stride length (m)	5.56	6.42
		Stride duration (s)	0.498	0.540
		Stride efficiency (%)	48.38	64.47
		Stride count	35.94	31.14

Disclaimer.

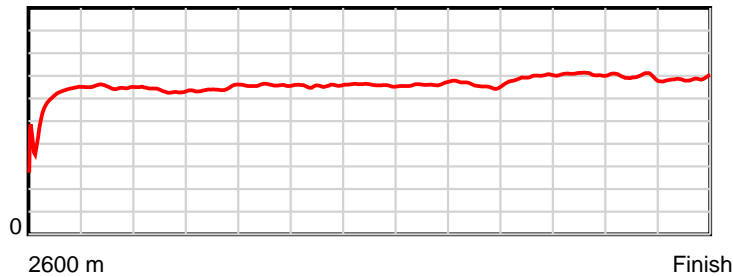
HRNZ and NZMTC and Thoroughbred Ratings Pty Ltd accepts no responsibility for the completeness or accuracy of any of the information contained herein, and makes no representations about its suitability for any particular purpose. Users should make their own judgements about those matters and/or seek independent advice. You assume all risks associated with use of the data provided on this page.

Race Results

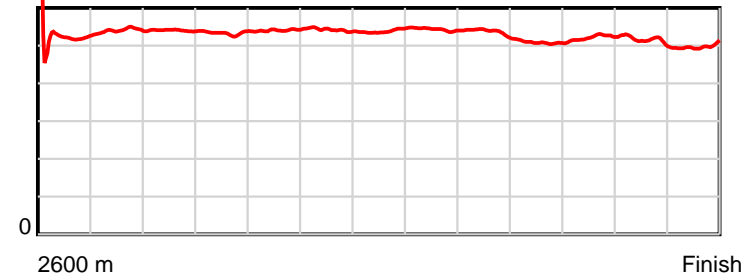
July 21, 2023, Race 2, THE CHOP A NICK SYNDICATE ON TOUR TROT, Distance 2600m, Addington - Survey 3200m

Result	TAB no.	Horse (Barrier)	2200m to	2000m to	1800m to	1600m to	1400m to	1200m to	1000m to	800m to	600m to	400m to	200m to	Total or	Margin
5th	1	Rewiri Hill (4)	2000m	1800m	1600m	1400m	1200m	1000m	800m	600m	400m	200m	WP	Average	
		Position in running (margin)	1(0.0)	1(0.0)	2(2.2)	2(2.2)	2(2.7)	2(2.7)	2(1.8)	2(1.8)	3(1.8)	2(2.1)	2(1.8)		3.70
		Sectional time (s)	17.06	16.62	16.29	16.46	16.30	16.52	16.39	14.67	14.81	14.69	14.64		
		Cumulative time (s)	174.45	157.39	140.77	124.48	108.02	91.72	75.20	58.81	44.14	29.33	14.64	3:28.99	
		Speed (m/s)	11.72	12.03	12.28	12.15	12.27	12.11	12.20	13.63	13.50	13.61	13.66	12.44	
		Stride length (m)	6.34	6.42	6.64	6.59	6.61	6.57	6.55	6.93	7.05	7.01	6.82	6.56	
		Stride duration (s)	0.541	0.534	0.541	0.542	0.539	0.543	0.536	0.508	0.522	0.515	0.499	0.527	
		Stride efficiency (%)	62.81	64.43	68.86	67.80	68.26	67.48	67.00	74.97	77.72	76.71	72.60	67.15	
		Stride count	31.55	31.15	30.13	30.36	30.26	30.44	30.54	28.87	28.36	28.55	29.34	396.63	

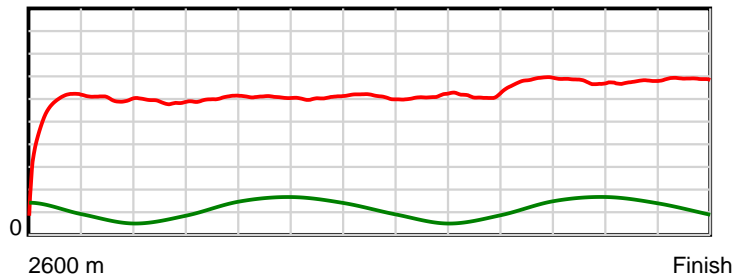
10 m Stride length



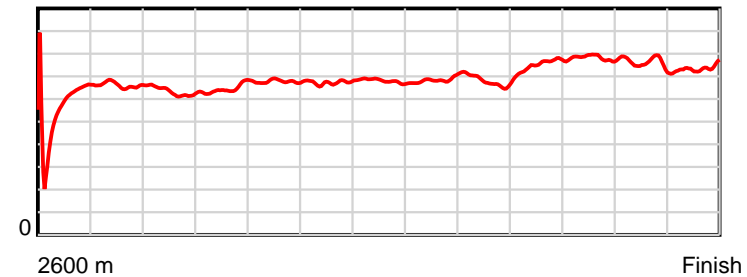
0.5 s Stride duration



20 m/sec Speed



100 % Stride efficiency



Note: Horizontal distance axis grid lines are 200m furlongs.

Disclaimer.

HRNZ and NZMTC and Thoroughbred Ratings Pty Ltd accepts no responsibility for the completeness or accuracy of any of the information contained herein, and makes no representations about its suitability for any particular purpose. Users should make their own judgements about those matters and/or seek independent advice. You assume all risks associated with use of the data provided on this page.



Race Results



July 21, 2023, Race 2, THE CHOP A NICK SYNDICATE ON TOUR TROT, Distance 2600m, Addington - Survey 3200m

Result	TAB no.	Horse (Barrier)	2600 to	2400m to
6th	7	Markthewarrior (2)	2400m	2200m
		Position in running (margin)	-	7(14.1)
		Sectional time (s)	20.20	16.60
		Cumulative time (s)	212.14	191.94
		Speed (m/s)	9.90	12.05
		Stride length (m)	5.39	5.67
		Stride duration (s)	0.485	0.471
		Stride efficiency (%)	45.32	50.31
		Stride count	37.14	35.25

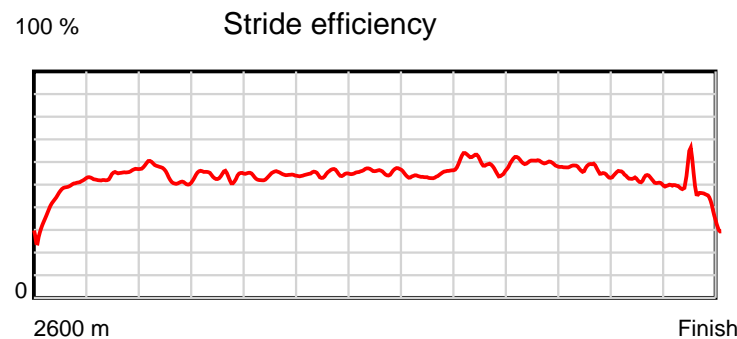
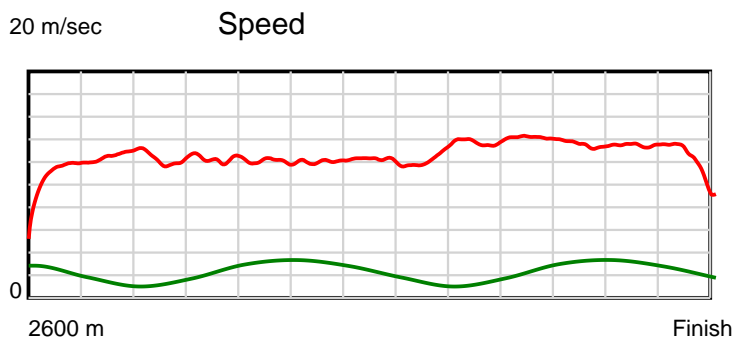
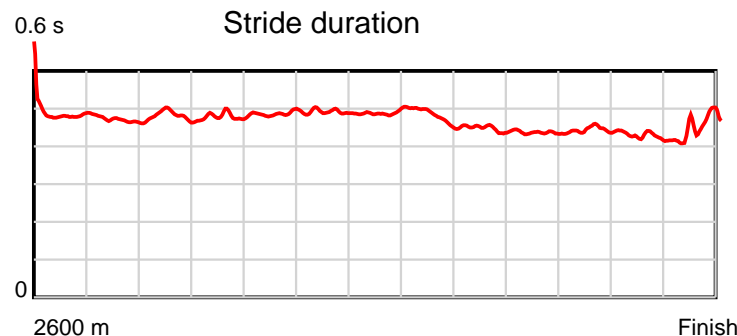
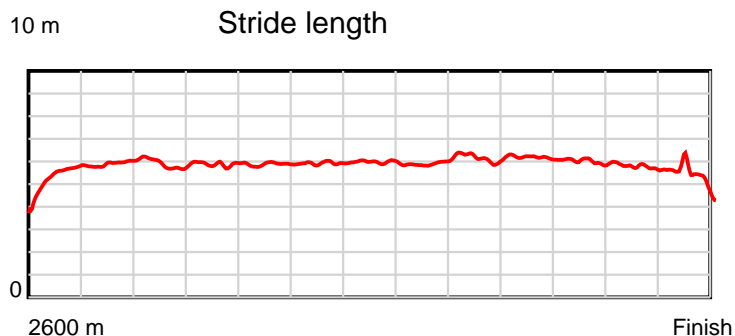
Disclaimer.

HRNZ and NZMTC and Thoroughbred Ratings Pty Ltd accepts no responsibility for the completeness or accuracy of any of the information contained herein, and makes no representations about its suitability for any particular purpose. Users should make their own judgements about those matters and/or seek independent advice. You assume all risks associated with use of the data provided on this page.

Race Results

July 21, 2023, Race 2, THE CHOP A NICK SYNDICATE ON TOUR TROT, Distance 2600m, Addington - Survey 3200m

Result	TAB no.	Horse (Barrier)	2200m to	2000m to	1800m to	1600m to	1400m to	1200m to	1000m to	800m to	600m to	400m to	200m to	Total or	Margin
6th	7	Markthewarrior (2)	2000m	1800m	1600m	1400m	1200m	1000m	800m	600m	400m	200m	WP	Average	
		Position in running (margin)	6(12.8)	6(10.5)	6(10.7)	6(11.8)	7(12.4)	9(13.1)	9(11.9)	3(3.7)	2(0.7)	3(2.8)	5(3.9)		21.20
		Sectional time (s)	16.67	16.30	16.47	16.47	16.43	16.47	15.01	14.17	15.12	14.91	17.32		
		Cumulative time (s)	175.34	158.67	142.37	125.90	109.43	93.00	76.53	61.52	47.35	32.23	17.32	3:32.14	
		Speed (m/s)	12.00	12.27	12.14	12.14	12.17	12.14	13.32	14.11	13.23	13.41	11.55	12.26	
		Stride length (m)	5.77	5.89	5.92	5.97	5.96	5.82	5.96	6.16	5.86	5.71	5.27	5.79	
		Stride duration (s)	0.481	0.480	0.488	0.491	0.490	0.480	0.447	0.436	0.443	0.426	0.456	0.472	
		Stride efficiency (%)	52.09	54.13	54.80	55.64	55.51	52.99	55.46	59.22	53.73	50.97	43.35	52.31	
		Stride count	34.64	33.98	33.77	33.52	33.56	34.34	33.57	32.49	34.11	35.02	37.97	449.36	



Note: Horizontal distance axis grid lines are 200m furlongs.

Disclaimer.

HRNZ and NZMTC and Thoroughbred Ratings Pty Ltd accepts no responsibility for the completeness or accuracy of any of the information contained herein, and makes no representations about its suitability for any particular purpose. Users should make their own judgements about those matters and/or seek independent advice. You assume all risks associated with use of the data provided on this page.



Race Results



July 21, 2023, Race 2, THE CHOP A NICK SYNDICATE ON TOUR TROT, Distance 2600m, Addington - Survey 3200m

Result	TAB no.	Horse (Barrier)	2600 to	2400m to
7th	5	Mainbocher (8)	2400m	2200m
		Position in running (margin)	-	3(3.3)
		Sectional time (s)	18.36	17.48
		Cumulative time (s)	213.67	195.31
		Speed (m/s)	10.89	11.44
		Stride length (m)	5.39	5.56
		Stride duration (s)	0.482	0.486
		Stride efficiency (%)	45.33	48.30
		Stride count	37.13	35.97

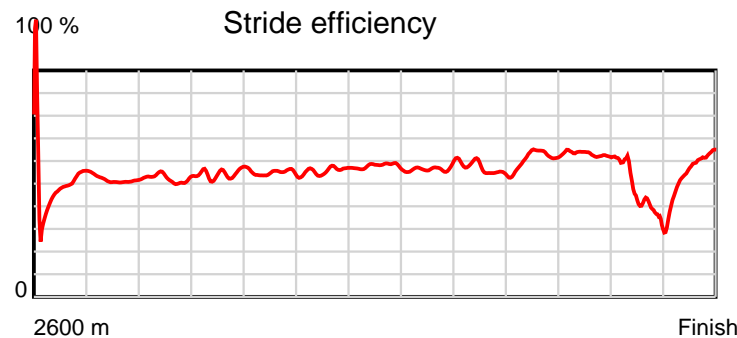
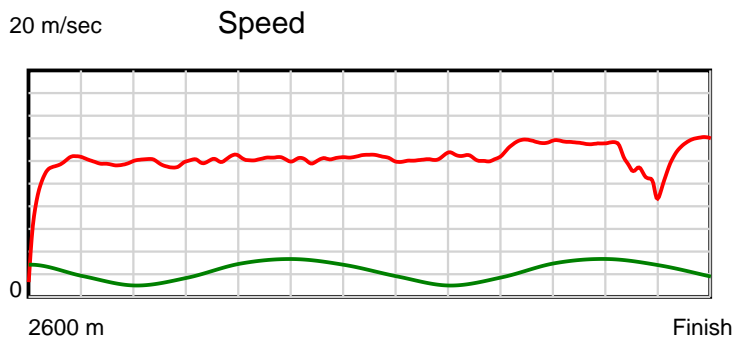
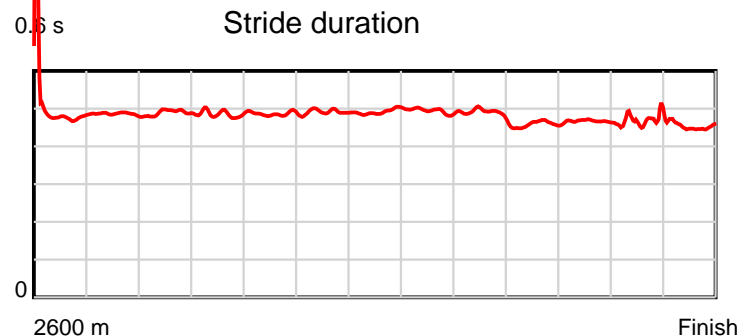
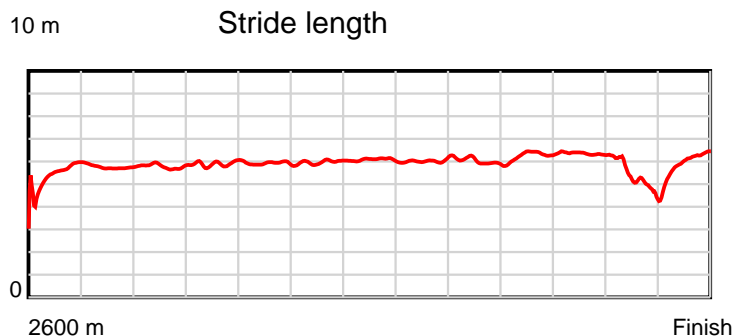
Disclaimer.

HRNZ and NZMTC and Thoroughbred Ratings Pty Ltd accepts no responsibility for the completeness or accuracy of any of the information contained herein, and makes no representations about its suitability for any particular purpose. Users should make their own judgements about those matters and/or seek independent advice. You assume all risks associated with use of the data provided on this page.

Race Results

July 21, 2023, Race 2, THE CHOP A NICK SYNDICATE ON TOUR TROT, Distance 2600m, Addington - Survey 3200m

Result	TAB no.	Horse (Barrier)	2200m to	2000m to	1800m to	1600m to	1400m to	1200m to	1000m to	800m to	600m to	400m to	200m to	Total or	Margin
7th	5	Mainbocher (8)	2000m	1800m	1600m	1400m	1200m	1000m	800m	600m	400m	200m	WP	Average	
		Position in running (margin)	4(7.3)	4(7.0)	5(8.2)	5(9.4)	5(9.3)	6(9.0)	7(8.3)	8(8.7)	8(8.4)	7(8.4)	8(27.4)		29.70
		Sectional time (s)	17.01	16.46	16.49	16.36	16.24	16.56	16.45	14.62	14.76	17.89	14.99		
		Cumulative time (s)	177.83	160.82	144.36	127.87	111.51	95.27	78.71	62.26	47.64	32.88	14.99	3:33.67	
		Speed (m/s)	11.76	12.15	12.13	12.22	12.32	12.08	12.16	13.68	13.55	11.18	13.34	12.17	
		Stride length (m)	5.75	5.91	5.89	6.01	6.06	5.97	5.92	6.27	6.33	5.17	6.05	5.85	
		Stride duration (s)	0.489	0.487	0.486	0.492	0.492	0.494	0.487	0.458	0.467	0.463	0.454	0.481	
		Stride efficiency (%)	51.70	54.66	54.22	56.44	57.42	55.68	54.80	61.40	62.56	41.78	57.26	53.48	
		Stride count	34.77	33.81	33.95	33.28	32.99	33.51	33.77	31.91	31.61	38.68	33.04	444.42	



Note: Horizontal distance axis grid lines are 200m furlongs.

Disclaimer.

HRNZ and NZMTC and Thoroughbred Ratings Pty Ltd accepts no responsibility for the completeness or accuracy of any of the information contained herein, and makes no representations about its suitability for any particular purpose. Users should make their own judgements about those matters and/or seek independent advice. You assume all risks associated with use of the data provided on this page.



Race Results



July 21, 2023, Race 2, THE CHOP A NICK SYNDICATE ON TOUR TROT, Distance 2600m, Addington - Survey 3200m

Result	TAB no.	Horse (Barrier)	2600 to	2400m to
8th	4	Stuarts Buller... (7)	2400m	2200m
		Position in running (margin)	-	9(32.5)
		Sectional time (s)	22.99	16.61
		Cumulative time (s)	214.14	191.15
		Speed (m/s)	8.70	12.04
		Stride length (m)	4.37	5.50
		Stride duration (s)	0.499	0.457
		Stride efficiency (%)	29.80	47.24
		Stride count	45.80	36.37

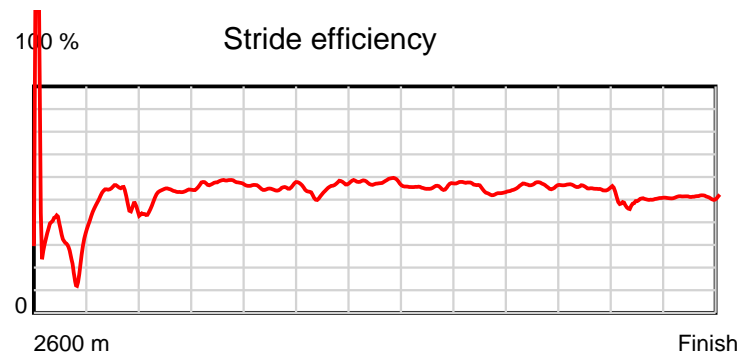
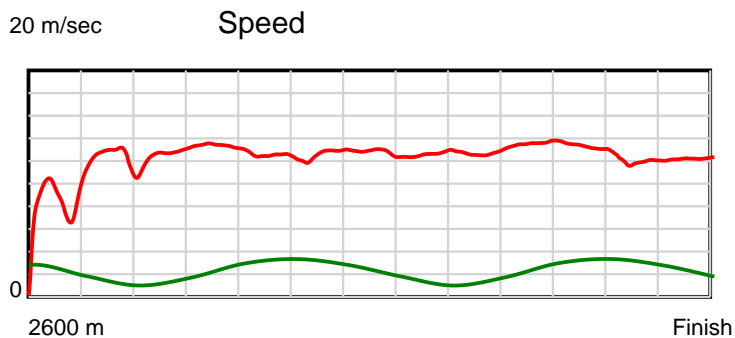
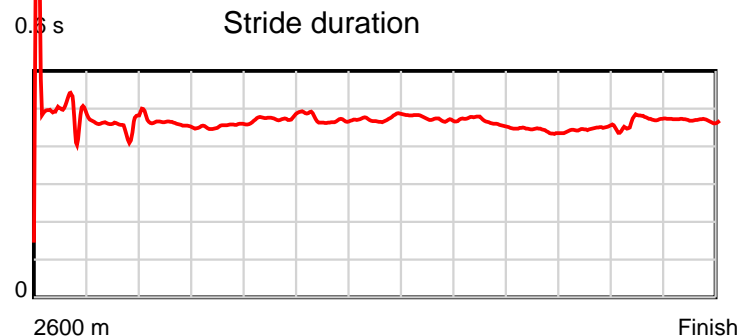
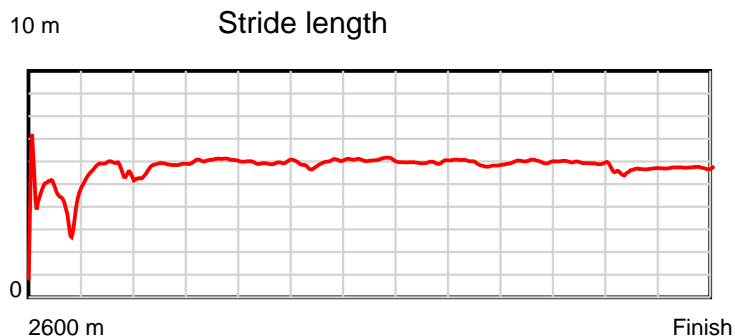
Disclaimer.

HRNZ and NZMTC and Thoroughbred Ratings Pty Ltd accepts no responsibility for the completeness or accuracy of any of the information contained herein, and makes no representations about its suitability for any particular purpose. Users should make their own judgements about those matters and/or seek independent advice. You assume all risks associated with use of the data provided on this page.

Race Results

July 21, 2023, Race 2, THE CHOP A NICK SYNDICATE ON TOUR TROT, Distance 2600m, Addington - Survey 3200m

Result	TAB no.	Horse (Barrier)	2200m to	2000m to	1800m to	1600m to	1400m to	1200m to	1000m to	800m to	600m to	400m to	200m to	Total or	Margin
8th	4	Stuarts Buller... (7)	2000m	1800m	1600m	1400m	1200m	1000m	800m	600m	400m	200m	WP	Average	
		Position in running (margin)	9(31.2)	9(26.3)	9(18.8)	9(16.8)	8(13.9)	7(10.0)	6(8.0)	6(5.9)	7(6.2)	8(9.1)	7(22.2)		32.30
		Sectional time (s)	16.25	15.02	15.94	15.91	15.65	16.33	16.05	14.73	15.24	16.91	16.51		
		Cumulative time (s)	174.54	158.29	143.27	127.33	111.42	95.77	79.44	63.39	48.66	33.42	16.51	3:34.14	
		Speed (m/s)	12.31	13.32	12.55	12.57	12.78	12.25	12.46	13.58	13.12	11.83	12.11	12.14	
		Stride length (m)	5.67	6.05	5.96	5.94	6.06	5.80	5.79	6.00	5.86	5.53	5.69	5.67	
		Stride duration (s)	0.461	0.454	0.475	0.472	0.474	0.474	0.465	0.442	0.446	0.467	0.469	0.467	
		Stride efficiency (%)	50.29	57.21	55.46	55.08	57.38	52.57	52.46	56.32	53.58	47.77	50.52	50.24	
		Stride count	35.26	33.06	33.57	33.69	33.01	34.48	34.52	33.31	34.15	36.17	35.17	458.56	



Note: Horizontal distance axis grid lines are 200m furlongs.

Disclaimer.

HRNZ and NZMTC and Thoroughbred Ratings Pty Ltd accepts no responsibility for the completeness or accuracy of any of the information contained herein, and makes no representations about its suitability for any particular purpose. Users should make their own judgements about those matters and/or seek independent advice. You assume all risks associated with use of the data provided on this page.



Race Results



July 21, 2023, Race 2, THE CHOP A NICK SYNDICATE ON TOUR TROT, Distance 2600m, Addington - Survey 3200m

Result	TAB no.	Horse (Barrier)	2600 to	2400m to
9th	6	Signal Hill (3)	2400m	2200m
		Position in running (margin)	-	6(12.8)
		Sectional time (s)	19.88	17.05
		Cumulative time (s)	219.63	199.75
		Speed (m/s)	10.06	11.73
		Stride length (m)	5.52	5.66
		Stride duration (s)	0.478	0.482
		Stride efficiency (%)	47.59	50.04
		Stride count	36.24	35.34

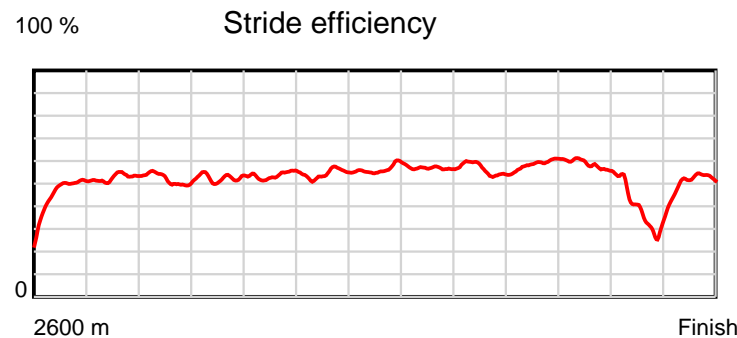
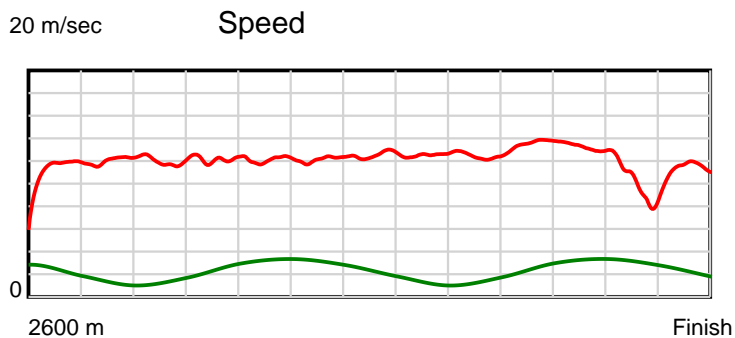
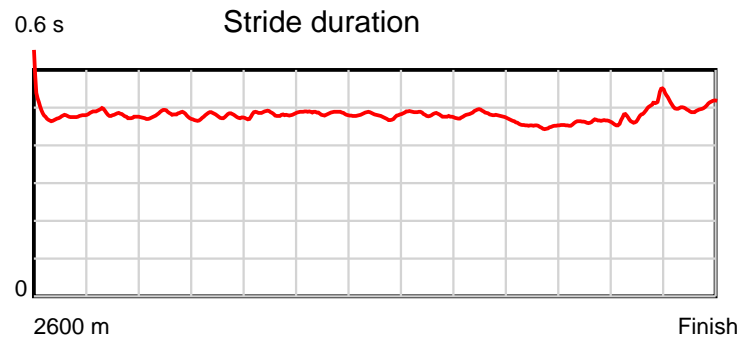
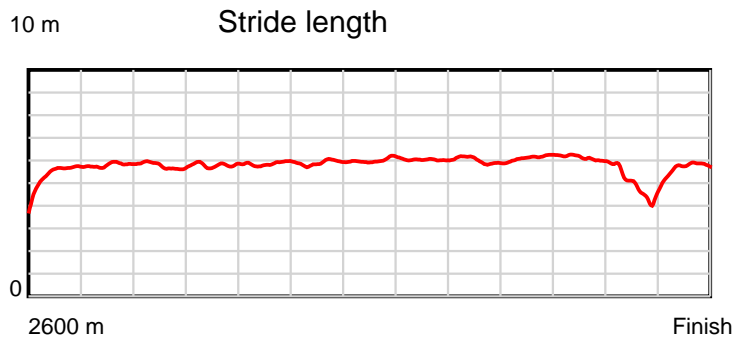
Disclaimer.

HRNZ and NZMTC and Thoroughbred Ratings Pty Ltd accepts no responsibility for the completeness or accuracy of any of the information contained herein, and makes no representations about its suitability for any particular purpose. Users should make their own judgements about those matters and/or seek independent advice. You assume all risks associated with use of the data provided on this page.

Race Results

July 21, 2023, Race 2, THE CHOP A NICK SYNDICATE ON TOUR TROT, Distance 2600m, Addington - Survey 3200m

Result	TAB no.	Horse (Barrier)	2200m to	2000m to	1800m to	1600m to	1400m to	1200m to	1000m to	800m to	600m to	400m to	200m to	Total or	Margin
9th	6	Signal Hill (3)	2000m	1800m	1600m	1400m	1200m	1000m	800m	600m	400m	200m	WP	Average	
		Position in running (margin)	7(14.1)	7(12.8)	8(13.8)	8(14.6)	9(14.2)	8(12.5)	8(11.4)	9(11.2)	9(11.8)	9(14.2)	9(46.7)		62.80
		Sectional time (s)	16.84	16.43	16.41	16.32	16.02	16.49	16.35	14.78	15.16	20.15	17.75		
		Cumulative time (s)	182.70	165.86	149.43	133.02	116.70	100.68	84.19	67.84	53.06	37.90	17.75	3:39.63	
		Speed (m/s)	11.88	12.17	12.19	12.25	12.48	12.13	12.23	13.53	13.19	9.93	11.27	11.84	
		Stride length (m)	5.70	5.80	5.90	5.94	5.98	5.84	5.89	6.12	6.09	4.91	5.66	5.75	
		Stride duration (s)	0.480	0.477	0.484	0.485	0.479	0.481	0.481	0.452	0.462	0.495	0.502	0.486	
		Stride efficiency (%)	50.78	52.65	54.44	55.23	55.96	53.24	54.20	58.48	57.94	37.64	50.08	51.72	
		Stride count	35.08	34.46	33.89	33.64	33.42	34.27	33.96	32.69	32.85	40.75	35.33	451.92	



Note: Horizontal distance axis grid lines are 200m furlongs.

Disclaimer.

HRNZ and NZMTC and Thoroughbred Ratings Pty Ltd accepts no responsibility for the completeness or accuracy of any of the information contained herein, and makes no representations about its suitability for any particular purpose. Users should make their own judgements about those matters and/or seek independent advice. You assume all risks associated with use of the data provided on this page.



Race Results



July 21, 2023, Race 3, HARCOURTS HORNBY THANKS GLENYS FRENCH PACE, Distance 2600m, Addington - Survey 3200m

Result	TAB no.	Horse (Barrier)	2600 to	2400m to
1st	8	Kowhai Nugget (0)	2400m	2200m
		Position in running (margin)	-	9(14.4)
		Sectional time (s)	18.26	14.81
		Cumulative time (s)	196.62	178.36
		Speed (m/s)	10.95	13.50
		Stride length (m)	5.63	6.00
		Stride duration (s)	0.440	0.444
		Stride efficiency (%)	49.57	56.30
		Stride count	35.51	33.32

Disclaimer.

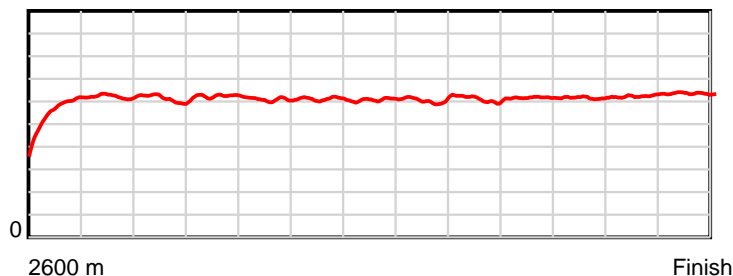
HRNZ and NZMTC and Thoroughbred Ratings Pty Ltd accepts no responsibility for the completeness or accuracy of any of the information contained herein, and makes no representations about its suitability for any particular purpose. Users should make their own judgements about those matters and/or seek independent advice. You assume all risks associated with use of the data provided on this page.

Race Results

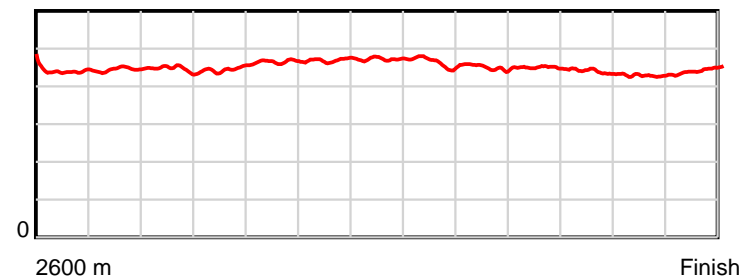
July 21, 2023, Race 3, HARCOURTS HORNBY THANKS GLENYS FRENCH PACE, Distance 2600m, Addington - Survey 3200m

Result	TAB no.	Horse (Barrier)	2200m to	2000m to	1800m to	1600m to	1400m to	1200m to	1000m to	800m to	600m to	400m to	200m to	Total or	Margin
1st	8	Kowhai Nugget (0)	2000m	1800m	1600m	1400m	1200m	1000m	800m	600m	400m	200m	WP	Average	
		Position in running (margin)	9(12.2)	9(12.0)	9(12.7)	9(10.7)	9(9.0)	9(9.4)	8(7.6)	3(2.0)	2(1.9)	2(0.6)	1(0.0)		0.00
		Sectional time (s)	14.92	14.29	15.49	15.56	15.63	15.76	15.15	14.63	14.29	13.85	13.98		
		Cumulative time (s)	163.55	148.63	134.34	118.85	103.29	87.66	71.90	56.75	42.12	27.83	13.98	3:16.62	
		Speed (m/s)	13.40	14.00	12.91	12.85	12.80	12.69	13.20	13.67	14.00	14.44	14.31	13.22	
		Stride length (m)	5.98	6.24	6.01	6.04	6.04	5.88	5.94	6.14	6.14	6.18	6.35	6.04	
		Stride duration (s)	0.446	0.446	0.465	0.470	0.472	0.463	0.450	0.449	0.439	0.428	0.444	0.457	
		Stride efficiency (%)	55.90	60.80	56.38	56.94	56.96	53.98	55.08	58.97	58.95	59.73	63.02	56.98	
		Stride count	33.44	32.06	33.30	33.13	33.13	34.03	33.69	32.56	32.56	32.35	31.49	430.57	

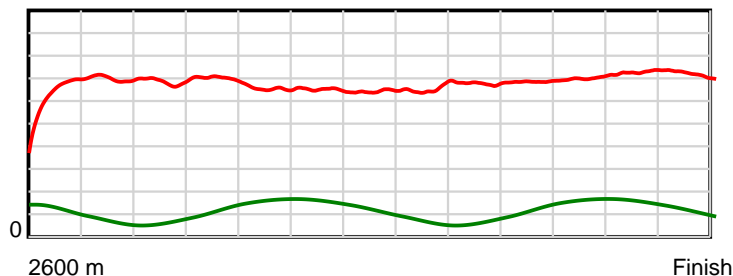
10 m Stride length



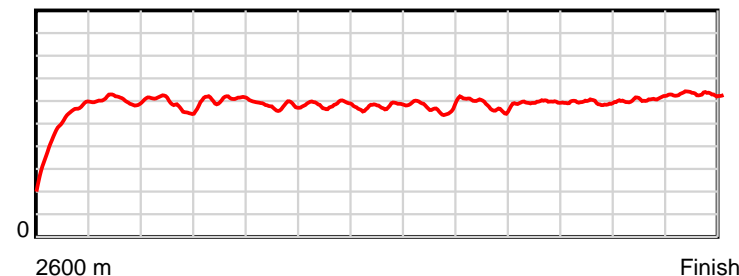
0.6 s Stride duration



20 m/sec Speed



100 % Stride efficiency



Note: Horizontal distance axis grid lines are 200m furlongs.

Disclaimer.

HRNZ and NZMTC and Thoroughbred Ratings Pty Ltd accepts no responsibility for the completeness or accuracy of any of the information contained herein, and makes no representations about its suitability for any particular purpose. Users should make their own judgements about those matters and/or seek independent advice. You assume all risks associated with use of the data provided on this page.



Race Results



July 21, 2023, Race 3, HARCOURTS HORNBY THANKS GLENYS FRENCH PACE, Distance 2600m, Addington - Survey 3200m

Result	TAB no.	Horse (Barrier)	2600 to	2400m to
2nd	6	Ceeubetty (7)	2400m	2200m
		Position in running (margin)	-	1(0.0)
		Sectional time (s)	15.84	15.41
		Cumulative time (s)	196.85	181.01
		Speed (m/s)	12.62	12.98
		Stride length (m)	5.81	6.01
		Stride duration (s)	0.445	0.463
		Stride efficiency (%)	52.70	56.45
		Stride count	34.44	33.28

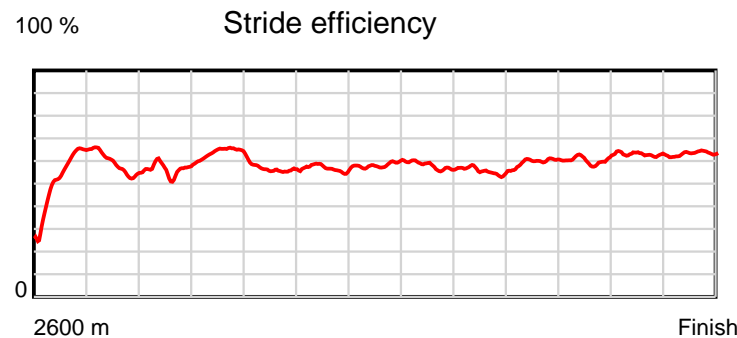
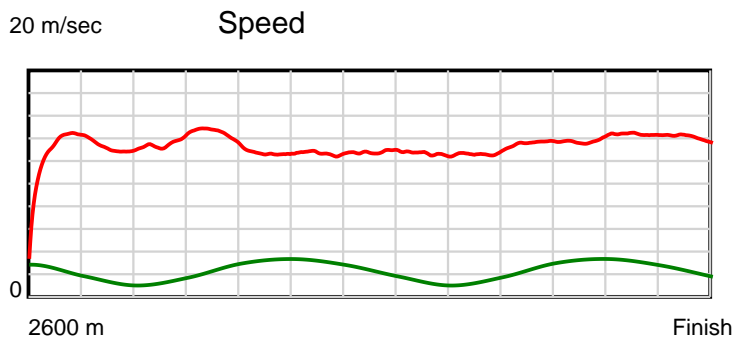
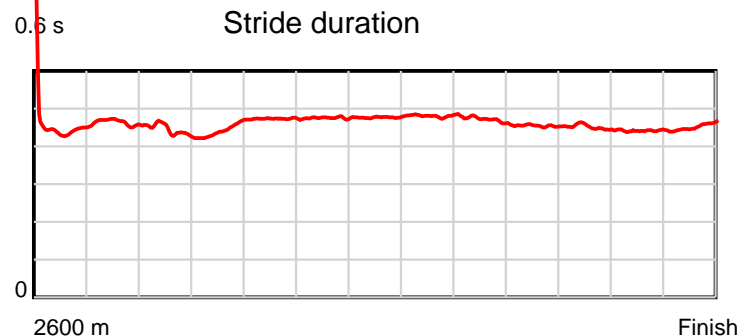
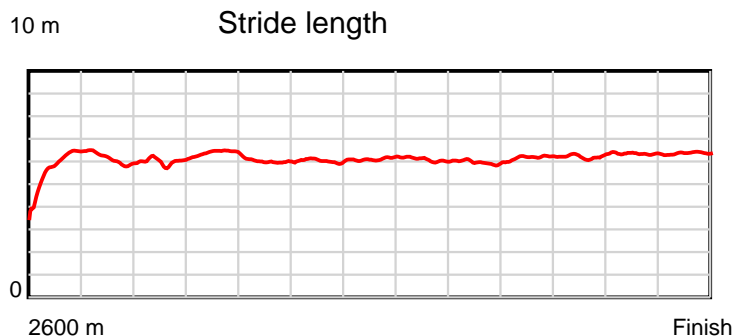
Disclaimer.

HRNZ and NZMTC and Thoroughbred Ratings Pty Ltd accepts no responsibility for the completeness or accuracy of any of the information contained herein, and makes no representations about its suitability for any particular purpose. Users should make their own judgements about those matters and/or seek independent advice. You assume all risks associated with use of the data provided on this page.

Race Results

July 21, 2023, Race 3, HARCOURTS HORNBY THANKS GLENYS FRENCH PACE, Distance 2600m, Addington - Survey 3200m

Result	TAB no.	Horse (Barrier)	2200m to	2000m to	1800m to	1600m to	1400m to	1200m to	1000m to	800m to	600m to	400m to	200m to	Total or	Margin
2nd	6	Ceeubetty (7)	2000m	1800m	1600m	1400m	1200m	1000m	800m	600m	400m	200m	WP	Average	
		Position in running (margin)	2(1.4)	2(1.9)	1(0.0)	1(0.0)	1(0.0)	1(0.0)	1(0.0)	1(0.0)	1(0.0)	1(0.0)	2(0.3)		1.30
		Sectional time (s)	15.03	13.87	15.81	15.86	15.55	16.06	16.09	14.64	14.51	14.00	14.18		
		Cumulative time (s)	165.60	150.57	136.70	120.89	105.03	89.48	73.42	57.33	42.69	28.18	14.18	3:16.85	
		Speed (m/s)	13.31	14.42	12.65	12.61	12.86	12.45	12.43	13.66	13.78	14.29	14.10	13.21	
		Stride length (m)	5.90	6.41	5.98	6.00	6.13	5.99	5.85	6.20	6.21	6.30	6.40	6.09	
		Stride duration (s)	0.443	0.444	0.473	0.476	0.477	0.481	0.471	0.454	0.450	0.441	0.454	0.461	
		Stride efficiency (%)	54.45	64.15	55.88	56.23	58.77	56.03	53.47	60.10	60.17	62.02	64.01	57.86	
		Stride count	33.88	31.21	33.45	33.34	32.61	33.40	34.19	32.25	32.23	31.75	31.25	427.28	



Note: Horizontal distance axis grid lines are 200m furlongs.

Disclaimer.

HRNZ and NZMTC and Thoroughbred Ratings Pty Ltd accepts no responsibility for the completeness or accuracy of any of the information contained herein, and makes no representations about its suitability for any particular purpose. Users should make their own judgements about those matters and/or seek independent advice. You assume all risks associated with use of the data provided on this page.



Race Results



July 21, 2023, Race 3, HARCOURTS HORNBY THANKS GLENYS FRENCH PACE, Distance 2600m, Addington - Survey 3200m

Result	TAB no.	Horse (Barrier)	2600 to	2400m to
3rd	7	Country Gold (8)	2400m	2200m
		Position in running (margin)	-	3(2.2)
		Sectional time (s)	16.21	14.81
		Cumulative time (s)	197.21	181.00
		Speed (m/s)	12.34	13.50
		Stride length (m)	5.42	5.82
		Stride duration (s)	0.420	0.431
		Stride efficiency (%)	45.92	52.98
		Stride count	36.90	34.35

Disclaimer.

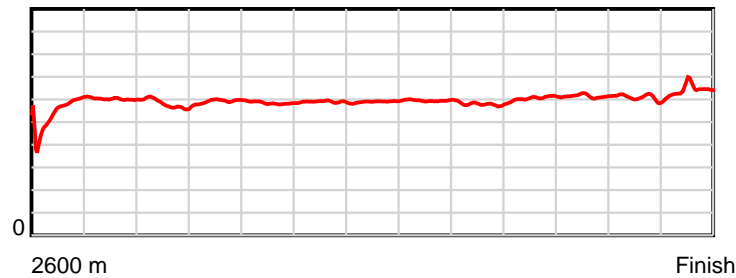
HRNZ and NZMTC and Thoroughbred Ratings Pty Ltd accepts no responsibility for the completeness or accuracy of any of the information contained herein, and makes no representations about its suitability for any particular purpose. Users should make their own judgements about those matters and/or seek independent advice. You assume all risks associated with use of the data provided on this page.

Race Results

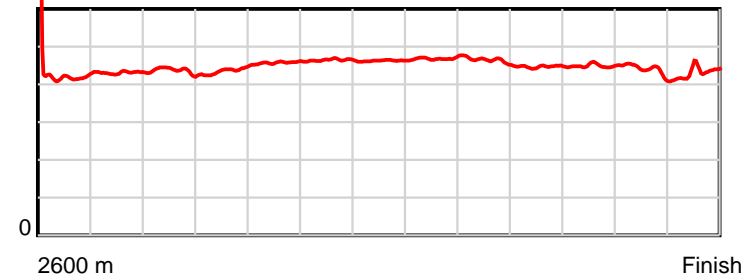
July 21, 2023, Race 3, HARCOURTS HORNBY THANKS GLENYS FRENCH PACE, Distance 2600m, Addington - Survey 3200m

Result	TAB no.	Horse (Barrier)	2200m to	2000m to	1800m to	1600m to	1400m to	1200m to	1000m to	800m to	600m to	400m to	200m to	Total or	Margin
3rd	7	Country Gold (8)	2000m	1800m	1600m	1400m	1200m	1000m	800m	600m	400m	200m	WP	Average	
		Position in running (margin)	1(0.0)	3(1.9)	3(5.3)	4(4.8)	4(3.7)	4(4.4)	4(3.8)	6(4.0)	5(4.4)	5(4.4)	6(6.6)		3.30
		Sectional time (s)	15.26	14.75	15.72	15.68	15.68	15.96	16.12	14.71	14.52	14.31	13.48		
		Cumulative time (s)	166.19	150.93	136.18	120.46	104.78	89.10	73.14	57.02	42.31	27.79	13.48	3:17.21	
		Speed (m/s)	13.11	13.56	12.72	12.76	12.76	12.53	12.41	13.60	13.77	13.98	14.84	13.18	
		Stride length (m)	5.72	5.92	5.82	5.92	5.90	5.88	5.75	6.07	6.20	6.12	6.41	5.91	
		Stride duration (s)	0.436	0.436	0.458	0.464	0.462	0.469	0.463	0.447	0.450	0.438	0.432	0.448	
		Stride efficiency (%)	51.10	54.74	52.97	54.84	54.38	53.96	51.59	57.60	59.98	58.48	64.13	54.56	
		Stride count	34.98	33.79	34.35	33.76	33.90	34.04	34.81	32.94	32.28	32.69	31.22	440.01	

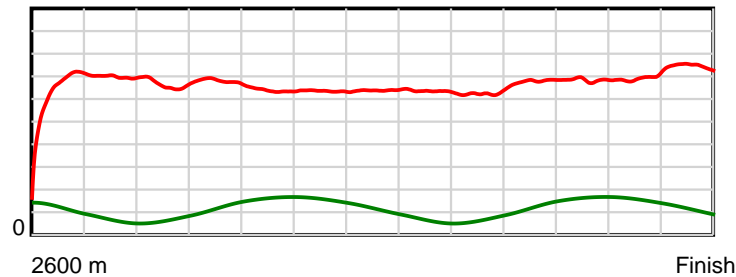
10 m Stride length



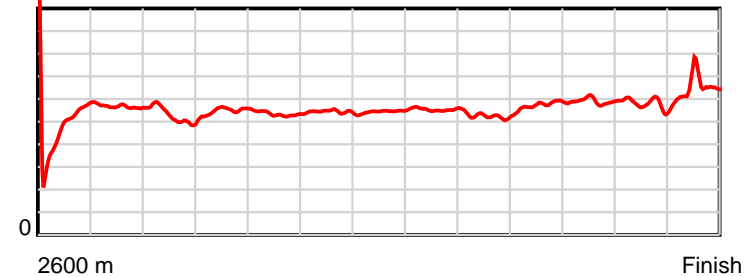
0.6 s Stride duration



20 m/sec Speed



100 % Stride efficiency



Note: Horizontal distance axis grid lines are 200m furlongs.

Disclaimer.

HRNZ and NZMTC and Thoroughbred Ratings Pty Ltd accepts no responsibility for the completeness or accuracy of any of the information contained herein, and makes no representations about its suitability for any particular purpose. Users should make their own judgements about those matters and/or seek independent advice. You assume all risks associated with use of the data provided on this page.



Race Results



July 21, 2023, Race 3, HARCOURTS HORNBY THANKS GLENYS FRENCH PACE, Distance 2600m, Addington - Survey 3200m

Result	TAB no.	Horse (Barrier)	2600 to	2400m to
4th	1	Don Juan (2)	2400m	2200m
		Position in running (margin)	-	4(3.5)
		Sectional time (s)	16.55	15.47
		Cumulative time (s)	197.32	180.77
		Speed (m/s)	12.08	12.93
		Stride length (m)	5.38	5.86
		Stride duration (s)	0.442	0.453
		Stride efficiency (%)	45.16	53.73
		Stride count	37.20	34.11

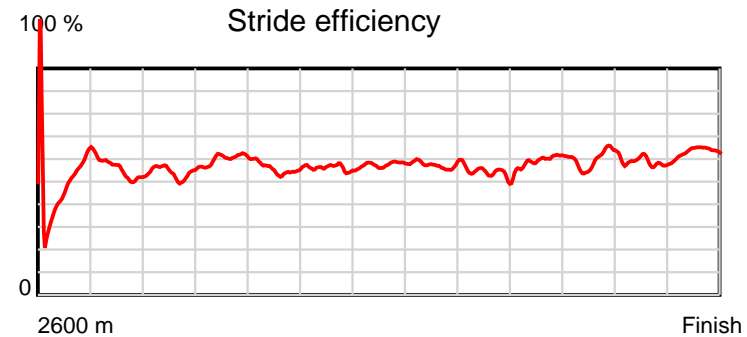
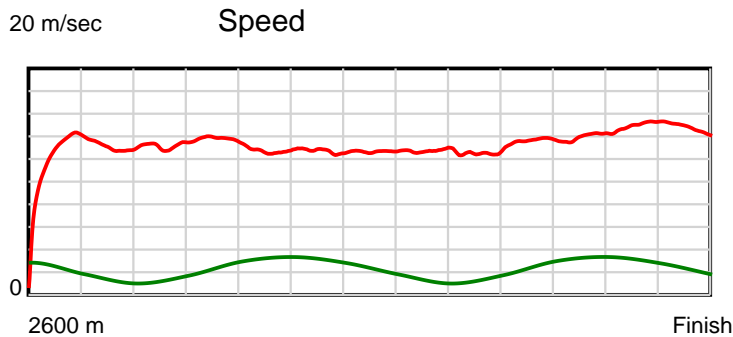
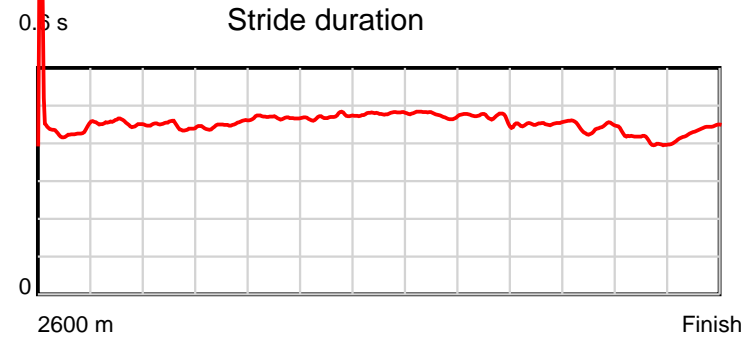
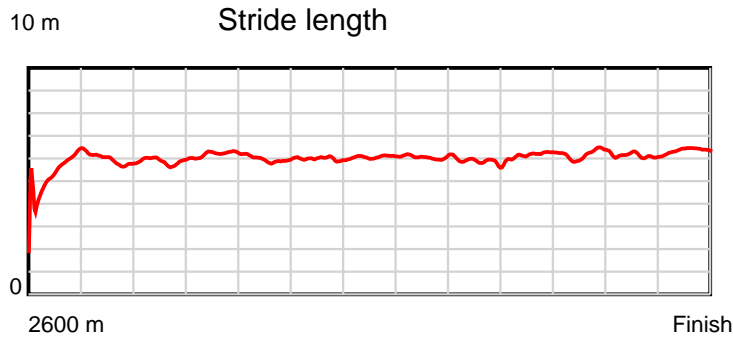
Disclaimer.

HRNZ and NZMTC and Thoroughbred Ratings Pty Ltd accepts no responsibility for the completeness or accuracy of any of the information contained herein, and makes no representations about its suitability for any particular purpose. Users should make their own judgements about those matters and/or seek independent advice. You assume all risks associated with use of the data provided on this page.

Race Results

July 21, 2023, Race 3, HARCOURTS HORNBY THANKS GLENYS FRENCH PACE, Distance 2600m, Addington - Survey 3200m

Result	TAB no.	Horse (Barrier)	2200m to	2000m to	1800m to	1600m to	1400m to	1200m to	1000m to	800m to	600m to	400m to	200m to	Total or	Margin
4th	1	Don Juan (2)	2000m	1800m	1600m	1400m	1200m	1000m	800m	600m	400m	200m	WP	Average	
		Position in running (margin)	6(5.2)	7(7.6)	7(9.7)	8(9.1)	8(8.2)	8(9.2)	9(7.9)	9(8.1)	9(8.1)	7(7.7)	5(6.2)		3.90
		Sectional time (s)	15.34	14.53	15.72	15.70	15.71	15.85	16.13	14.63	14.45	13.69	13.55		
		Cumulative time (s)	165.30	149.96	135.43	119.71	104.01	88.30	72.45	56.32	41.69	27.24	13.55	3:17.32	
		Speed (m/s)	13.04	13.76	12.72	12.74	12.73	12.62	12.40	13.67	13.84	14.61	14.76	13.18	
		Stride length (m)	5.82	6.19	5.96	5.99	6.10	6.00	5.81	6.18	6.14	5.95	6.42	5.97	
		Stride duration (s)	0.446	0.450	0.469	0.471	0.479	0.476	0.469	0.452	0.444	0.407	0.435	0.453	
		Stride efficiency (%)	52.98	59.89	55.54	56.14	58.06	56.33	52.78	59.63	58.90	55.33	64.38	55.79	
		Stride count	34.35	32.31	33.55	33.37	32.81	33.31	34.41	32.38	32.58	33.61	31.16	435.15	



Note: Horizontal distance axis grid lines are 200m furlongs.

Disclaimer.

HRNZ and NZMTC and Thoroughbred Ratings Pty Ltd accepts no responsibility for the completeness or accuracy of any of the information contained herein, and makes no representations about its suitability for any particular purpose. Users should make their own judgements about those matters and/or seek independent advice. You assume all risks associated with use of the data provided on this page.



Race Results



July 21, 2023, Race 3, HARCOURTS HORNBY THANKS GLENYS FRENCH PACE, Distance 2600m, Addington - Survey 3200m

Result	TAB no.	Horse (Barrier)	2600 to	2400m to
5th	3	Mr Teddy (4)	2400m	2200m
		Position in running (margin)	-	7(8.8)
		Sectional time (s)	17.42	14.81
		Cumulative time (s)	197.51	180.09
		Speed (m/s)	11.48	13.50
		Stride length (m)	5.48	6.13
		Stride duration (s)	0.453	0.454
		Stride efficiency (%)	46.87	58.69
		Stride count	36.52	32.63

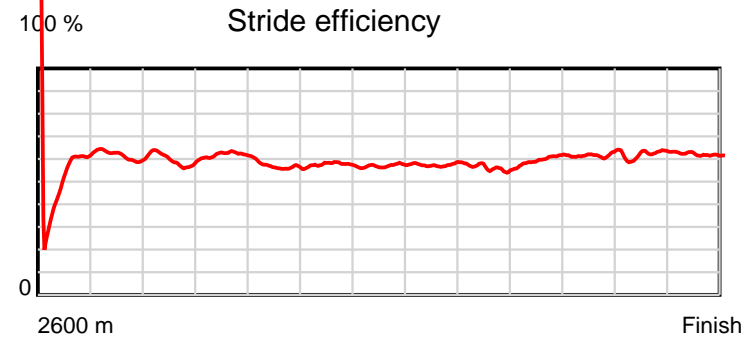
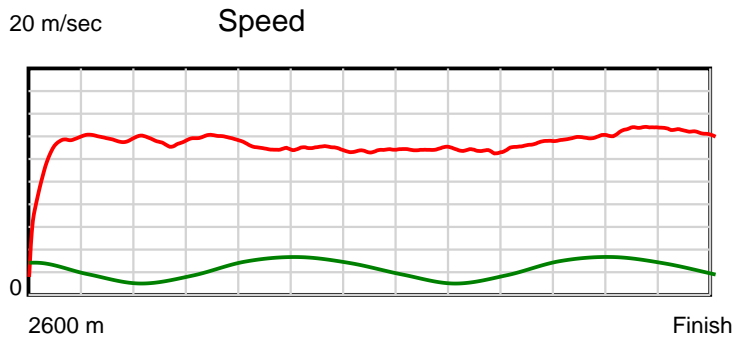
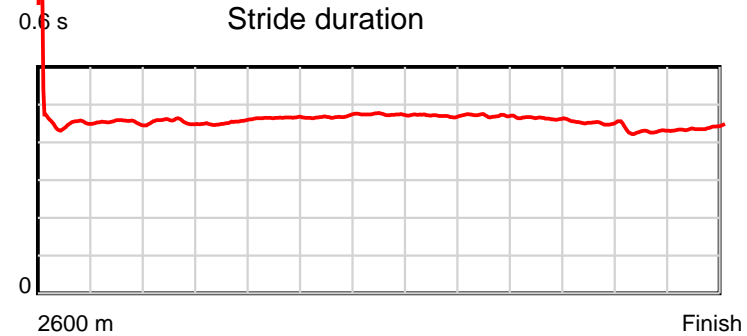
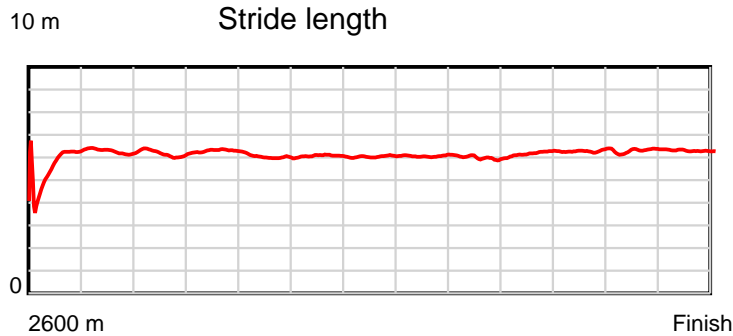
Disclaimer.

HRNZ and NZMTC and Thoroughbred Ratings Pty Ltd accepts no responsibility for the completeness or accuracy of any of the information contained herein, and makes no representations about its suitability for any particular purpose. Users should make their own judgements about those matters and/or seek independent advice. You assume all risks associated with use of the data provided on this page.

Race Results

July 21, 2023, Race 3, HARCOURTS HORNBY THANKS GLENYS FRENCH PACE, Distance 2600m, Addington - Survey 3200m

Result	TAB no.	Horse (Barrier)	2200m to	2000m to	1800m to	1600m to	1400m to	1200m to	1000m to	800m to	600m to	400m to	200m to	Total or	Margin
5th	3	Mr Teddy (4)	2000m	1800m	1600m	1400m	1200m	1000m	800m	600m	400m	200m	WP	Average	
		Position in running (margin)	7(6.6)	6(7.0)	6(8.0)	5(6.3)	5(4.5)	5(5.4)	5(4.2)	5(3.9)	6(5.9)	6(5.7)	4(5.5)		5.00
		Sectional time (s)	15.02	14.35	15.52	15.57	15.70	15.86	16.04	14.97	14.49	13.90	13.86		
		Cumulative time (s)	165.28	150.26	135.91	120.39	104.82	89.12	73.26	57.22	42.25	27.76	13.86	3:17.51	
		Speed (m/s)	13.32	13.94	12.89	12.85	12.74	12.61	12.47	13.36	13.80	14.39	14.43	13.16	
		Stride length (m)	6.06	6.31	6.00	6.02	6.03	5.94	5.87	6.19	6.23	6.16	6.34	6.05	
		Stride duration (s)	0.455	0.453	0.465	0.468	0.474	0.471	0.470	0.463	0.451	0.428	0.439	0.460	
		Stride efficiency (%)	57.48	62.22	56.21	56.57	56.86	55.13	53.76	59.84	60.71	59.34	62.83	57.20	
		Stride count	32.98	31.70	33.35	33.24	33.15	33.67	34.10	32.32	32.09	32.46	31.54	429.75	



Note: Horizontal distance axis grid lines are 200m furlongs.

Disclaimer.

HRNZ and NZMTC and Thoroughbred Ratings Pty Ltd accepts no responsibility for the completeness or accuracy of any of the information contained herein, and makes no representations about its suitability for any particular purpose. Users should make their own judgements about those matters and/or seek independent advice. You assume all risks associated with use of the data provided on this page.



Race Results



July 21, 2023, Race 3, HARCOURTS HORNBY THANKS GLENYS FRENCH PACE, Distance 2600m, Addington - Survey 3200m

Result	TAB no.	Horse (Barrier)	2600 to	2400m to
6th	2	Ann Ofathousan... (3)	2400m	2200m
		Position in running (margin)	-	5(5.1)
		Sectional time (s)	16.74	14.66
		Cumulative time (s)	197.86	181.12
		Speed (m/s)	11.95	13.64
		Stride length (m)	5.56	6.22
		Stride duration (s)	0.452	0.456
		Stride efficiency (%)	48.31	60.37
		Stride count	35.97	32.18

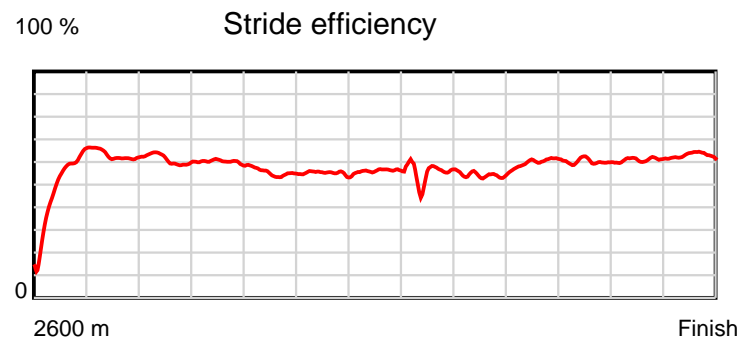
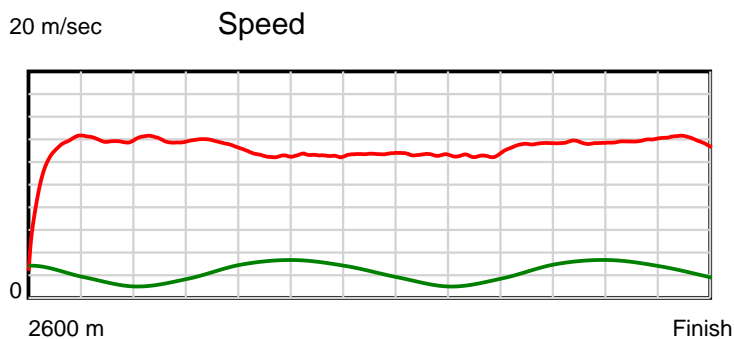
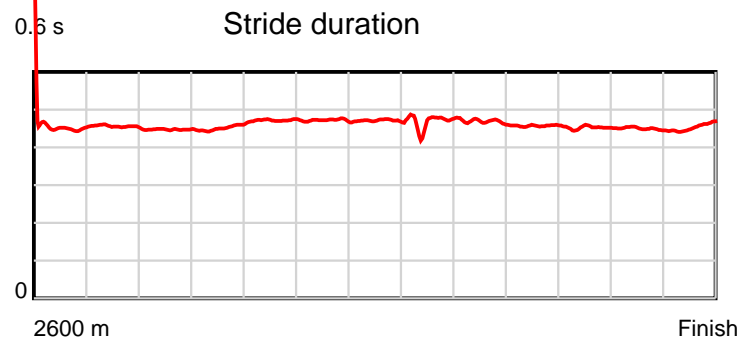
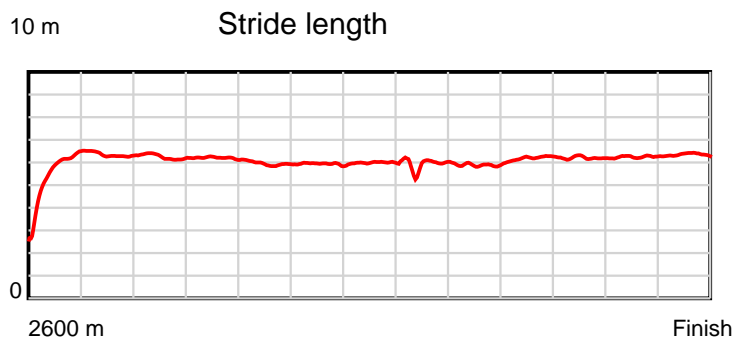
Disclaimer.

HRNZ and NZMTC and Thoroughbred Ratings Pty Ltd accepts no responsibility for the completeness or accuracy of any of the information contained herein, and makes no representations about its suitability for any particular purpose. Users should make their own judgements about those matters and/or seek independent advice. You assume all risks associated with use of the data provided on this page.

Race Results

July 21, 2023, Race 3, HARCOURTS HORNBY THANKS GLENYS FRENCH PACE, Distance 2600m, Addington - Survey 3200m

Result	TAB no.	Horse (Barrier)	2200m to	2000m to	1800m to	1600m to	1400m to	1200m to	1000m to	800m to	600m to	400m to	200m to	Total or	Margin
6th	2	Ann Ofathousan... (3)	2000m	1800m	1600m	1400m	1200m	1000m	800m	600m	400m	200m	WP	Average	
		Position in running (margin)	3(2.0)	1(0.0)	2(2.2)	2(2.2)	2(1.5)	2(1.7)	2(1.8)	2(1.6)	3(2.1)	3(2.3)	3(5.0)		6.90
		Sectional time (s)	14.61	14.55	15.81	15.74	15.58	16.08	16.07	14.72	14.56	14.40	14.34		
		Cumulative time (s)	166.46	151.85	137.30	121.49	105.75	90.17	74.09	58.02	43.30	28.74	14.34	3:17.86	
		Speed (m/s)	13.69	13.75	12.65	12.71	12.84	12.44	12.45	13.59	13.74	13.89	13.95	13.14	
		Stride length (m)	6.12	6.22	5.97	5.99	6.03	5.82	5.82	6.21	6.21	6.24	6.35	6.05	
		Stride duration (s)	0.447	0.453	0.472	0.472	0.470	0.468	0.467	0.457	0.452	0.449	0.456	0.461	
		Stride efficiency (%)	58.58	60.49	55.72	56.15	56.75	52.99	52.87	60.34	60.30	60.86	63.04	57.22	
		Stride count	32.67	32.15	33.49	33.36	33.19	34.34	34.38	32.19	32.20	32.05	31.49	429.66	



Note: Horizontal distance axis grid lines are 200m furlongs.

Disclaimer.

HRNZ and NZMTC and Thoroughbred Ratings Pty Ltd accepts no responsibility for the completeness or accuracy of any of the information contained herein, and makes no representations about its suitability for any particular purpose. Users should make their own judgements about those matters and/or seek independent advice. You assume all risks associated with use of the data provided on this page.



Race Results



July 21, 2023, Race 3, HARCOURTS HORNBY THANKS GLENYS FRENCH PACE, Distance 2600m, Addington - Survey 3200m

Result	TAB no.	Horse (Barrier)	2600 to	2400m to
7th	4	Louie Vista (5)	2400m	2200m
		Position in running (margin)	-	6(6.5)
		Sectional time (s)	16.97	14.81
		Cumulative time (s)	198.94	181.97
		Speed (m/s)	11.78	13.50
		Stride length (m)	26.46	11.29
		Stride duration (s)	2.141	0.836
		Stride efficiency (%)	1094.09	199.27
		Stride count	7.56	17.71

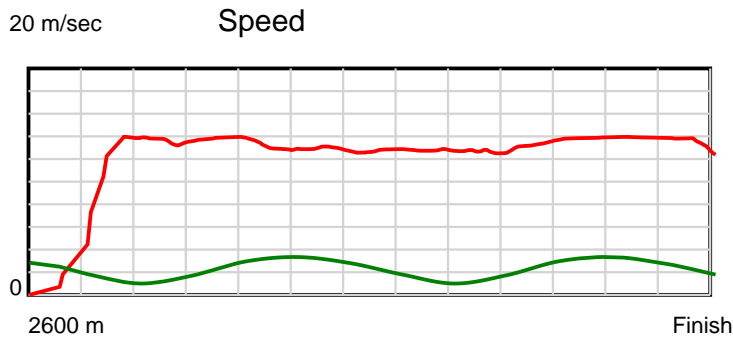
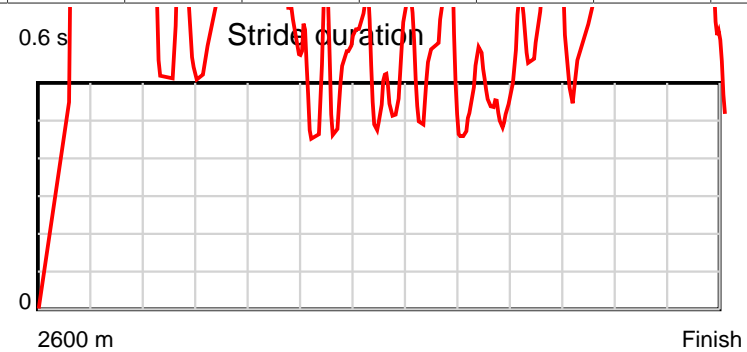
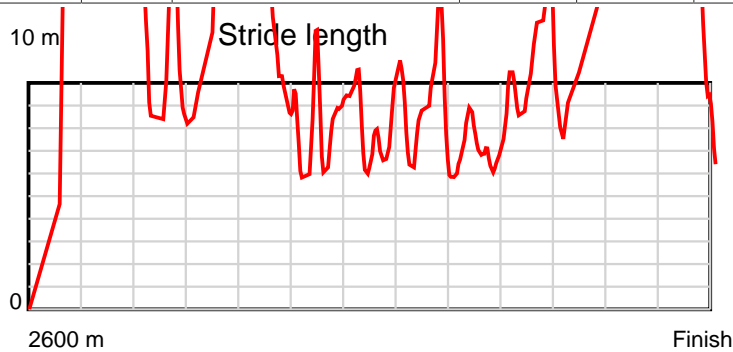
Disclaimer.

HRNZ and NZMTC and Thoroughbred Ratings Pty Ltd accepts no responsibility for the completeness or accuracy of any of the information contained herein, and makes no representations about its suitability for any particular purpose. Users should make their own judgements about those matters and/or seek independent advice. You assume all risks associated with use of the data provided on this page.

Race Results

July 21, 2023, Race 3, HARCOURTS HORNBY THANKS GLENYS FRENCH PACE, Distance 2600m, Addington - Survey 3200m

Result	TAB no.	Horse (Barrier)	2200m to	2000m to	1800m to	1600m to	1400m to	1200m to	1000m to	800m to	600m to	400m to	200m to	Total or	Margin
7th	4	Louie Vista (5)	2000m	1800m	1600m	1400m	1200m	1000m	800m	600m	400m	200m	WP	Average	
		Position in running (margin)	5(4.3)	4(4.9)	4(6.1)	3(4.3)	3(2.8)	3(3.2)	3(2.6)	4(2.2)	4(3.8)	4(3.8)	7(7.2)		12.90
		Sectional time (s)	15.04	14.38	15.51	15.60	15.63	15.96	16.03	14.90	14.51	14.51	15.09		
		Cumulative time (s)	167.16	152.12	137.74	122.23	106.63	91.00	75.04	59.01	44.11	29.60	15.09	3:18.94	
		Speed (m/s)	13.30	13.91	12.89	12.82	12.80	12.53	12.48	13.42	13.78	13.78	13.25	13.07	
		Stride length (m)	7.14	16.06	9.47	6.57	7.58	6.97	6.68	8.11	17.58	15.06	8.53	9.45	
		Stride duration (s)	0.537	1.155	0.735	0.512	0.592	0.556	0.535	0.604	1.276	1.093	0.644	0.723	
		Stride efficiency (%)	79.65	403.08	140.28	67.38	89.73	75.93	69.71	102.82	483.17	354.61	113.80	139.61	
		Stride count	28.01	12.45	21.11	30.46	26.39	28.69	29.94	24.66	11.37	13.28	23.44	275.07	



Note: Horizontal distance axis grid lines are 200m furlongs.

Disclaimer.

HRNZ and NZMTC and Thoroughbred Ratings Pty Ltd accepts no responsibility for the completeness or accuracy of any of the information contained herein, and makes no representations about its suitability for any particular purpose. Users should make their own judgements about those matters and/or seek independent advice. You assume all risks associated with use of the data provided on this page.



Race Results



July 21, 2023, Race 3, HARCOURTS HORNBY THANKS GLENYS FRENCH PACE, Distance 2600m, Addington - Survey 3200m

Result	TAB no.	Horse (Barrier)	2600 to	2400m to
8th	9	Pacific Thunde... (1)	2400m	2200m
		Position in running (margin)	-	8(12.0)
		Sectional time (s)	17.88	14.75
		Cumulative time (s)	206.00	188.12
		Speed (m/s)	11.18	13.56
		Stride length (m)	5.60	5.83
		Stride duration (s)	0.433	0.430
		Stride efficiency (%)	49.07	53.14
		Stride count	35.69	34.30

Disclaimer.

HRNZ and NZMTC and Thoroughbred Ratings Pty Ltd accepts no responsibility for the completeness or accuracy of any of the information contained herein, and makes no representations about its suitability for any particular purpose. Users should make their own judgements about those matters and/or seek independent advice. You assume all risks associated with use of the data provided on this page.

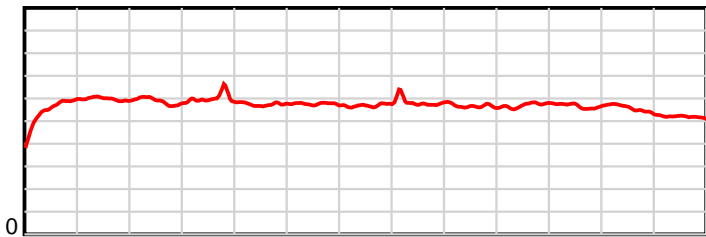
Race Results

July 21, 2023, Race 3, HARCOURTS HORNBY THANKS GLENYS FRENCH PACE, Distance 2600m, Addington - Survey 3200m

Result	TAB no.	Horse (Barrier)	2200m to	2000m to	1800m to	1600m to	1400m to	1200m to	1000m to	800m to	600m to	400m to	200m to	Total or	Margin
8th	9	Pacific Thunde... (1)	2000m	1800m	1600m	1400m	1200m	1000m	800m	600m	400m	200m	WP	Average	
		Position in running (margin)	8(9.4)	8(9.7)	8(10.5)	7(8.7)	7(6.9)	7(7.4)	7(6.2)	8(6.3)	7(6.6)	8(12.8)	8(30.2)		52.10
		Sectional time (s)	14.99	14.32	15.50	15.57	15.63	15.86	16.11	14.69	15.54	16.83	18.33		
		Cumulative time (s)	173.37	158.38	144.06	128.56	112.99	97.36	81.50	65.39	50.70	35.16	18.33	3:26.00	
		Speed (m/s)	13.34	13.97	12.90	12.85	12.80	12.61	12.41	13.61	12.87	11.88	10.91	12.62	
		Stride length (m)	5.72	5.98	5.64	5.68	5.71	5.65	5.51	5.73	5.56	5.46	5.16	5.63	
		Stride duration (s)	0.428	0.428	0.437	0.442	0.447	0.448	0.444	0.421	0.432	0.460	0.473	0.446	
		Stride efficiency (%)	51.06	55.87	49.75	50.46	51.03	49.90	47.50	51.30	48.28	46.65	41.54	49.49	
		Stride count	34.99	33.45	35.45	35.20	35.00	35.39	36.27	34.91	35.98	36.60	38.79	462.02	

10 m

Stride length

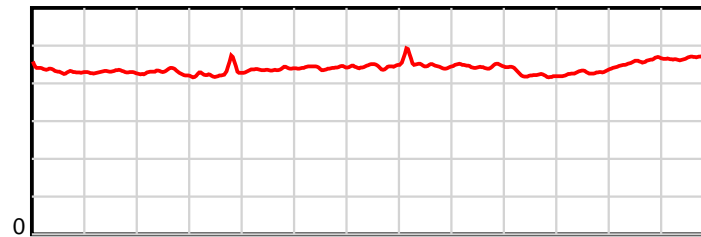


2600 m

Finish

0.6 s

Stride duration

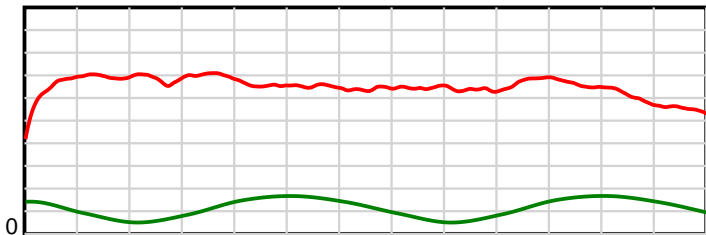


2600 m

Finish

20 m/sec

Speed

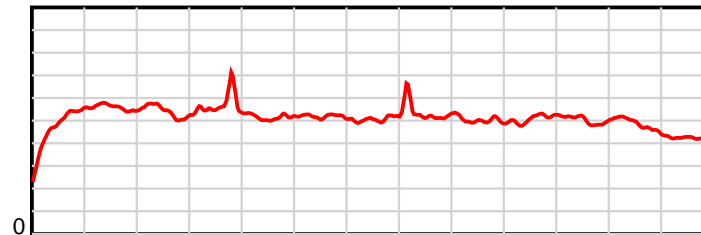


2600 m

Finish

100 %

Stride efficiency



2600 m

Finish

Note: Horizontal distance axis grid lines are 200m furlongs.

Disclaimer.

HRNZ and NZMTC and Thoroughbred Ratings Pty Ltd accepts no responsibility for the completeness or accuracy of any of the information contained herein, and makes no representations about its suitability for any particular purpose. Users should make their own judgements about those matters and/or seek independent advice. You assume all risks associated with use of the data provided on this page.



Race Results



July 21, 2023, Race 3, HARCOURTS HORNBY THANKS GLENYS FRENCH PACE, Distance 2600m, Addington - Survey 3200m

Result	TAB no.	Horse (Barrier)	2600 to	2400m to
9th	5	Beauview Topaz (6)	2400m	2200m
		Position in running (margin)	-	2(1.5)
		Sectional time (s)	15.92	15.44
		Cumulative time (s)	206.95	191.03
		Speed (m/s)	12.56	12.95
		Stride length (m)	5.90	6.51
		Stride duration (s)	0.471	0.503
		Stride efficiency (%)	54.42	66.25
		Stride count	33.89	30.72

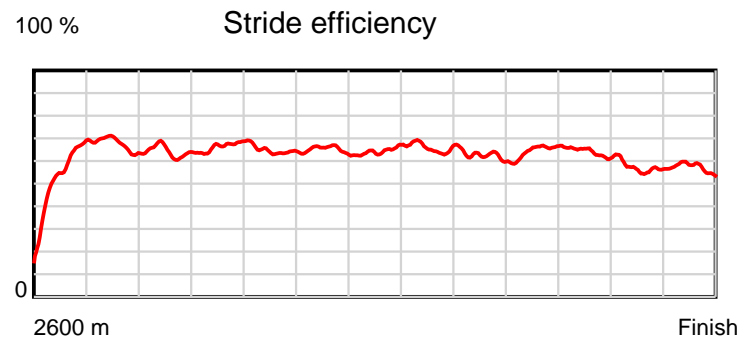
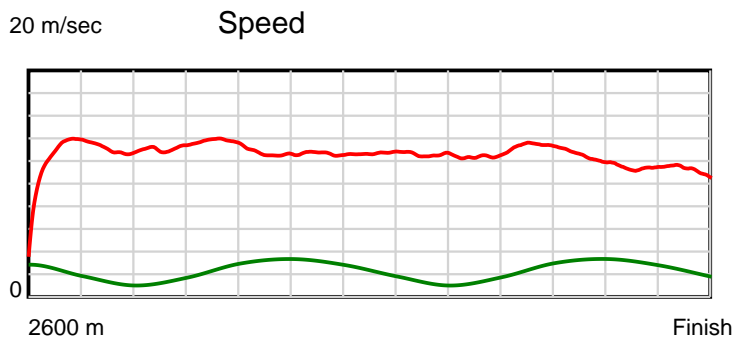
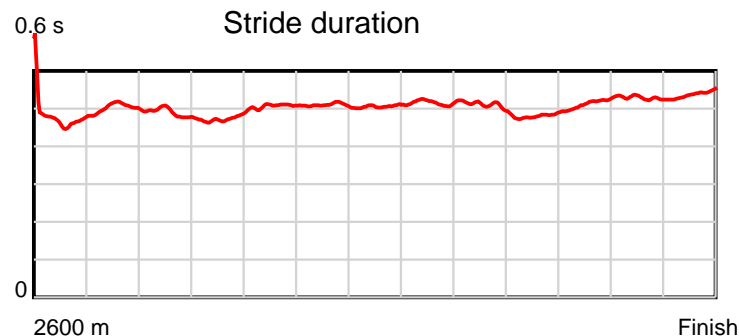
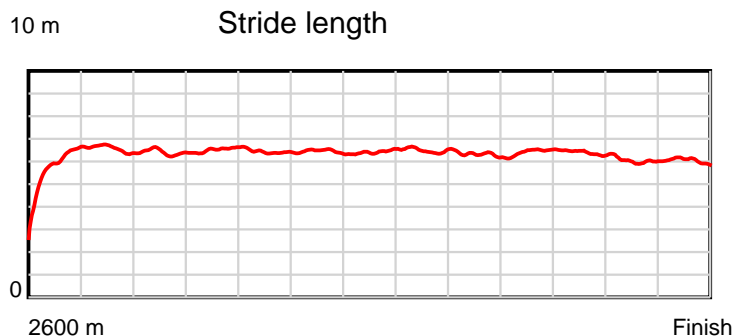
Disclaimer.

HRNZ and NZMTC and Thoroughbred Ratings Pty Ltd accepts no responsibility for the completeness or accuracy of any of the information contained herein, and makes no representations about its suitability for any particular purpose. Users should make their own judgements about those matters and/or seek independent advice. You assume all risks associated with use of the data provided on this page.

Race Results

July 21, 2023, Race 3, HARCOURTS HORNBY THANKS GLENYS FRENCH PACE, Distance 2600m, Addington - Survey 3200m

Result	TAB no.	Horse (Barrier)	2200m to	2000m to	1800m to	1600m to	1400m to	1200m to	1000m to	800m to	600m to	400m to	200m to	Total or	Margin
9th	5	Beauview Topaz (6)	2000m	1800m	1600m	1400m	1200m	1000m	800m	600m	400m	200m	WP	Average	
		Position in running (margin)	4(3.1)	5(6.0)	5(8.0)	6(7.5)	6(5.8)	6(6.5)	6(5.9)	7(6.2)	8(8.0)	9(17.5)	9(38.9)		57.40
		Sectional time (s)	15.43	14.51	15.73	15.57	15.67	15.97	16.14	14.94	16.09	17.52	18.02		
		Cumulative time (s)	175.59	160.16	145.65	129.92	114.35	98.68	82.71	66.57	51.63	35.54	18.02	3:26.95	
		Speed (m/s)	12.96	13.78	12.71	12.85	12.76	12.52	12.39	13.39	12.43	11.42	11.10	12.56	
		Stride length (m)	6.34	6.53	6.45	6.54	6.45	6.46	6.31	6.44	6.39	6.03	5.99	6.33	
		Stride duration (s)	0.489	0.474	0.507	0.510	0.505	0.516	0.509	0.481	0.514	0.529	0.540	0.504	
		Stride efficiency (%)	62.71	66.64	65.01	66.89	65.08	65.27	62.25	64.76	63.89	56.86	56.03	62.56	
		Stride count	31.57	30.63	31.01	30.57	30.99	30.95	31.69	31.07	31.28	33.16	33.40	410.93	



Note: Horizontal distance axis grid lines are 200m furlongs.

Disclaimer.

HRNZ and NZMTC and Thoroughbred Ratings Pty Ltd accepts no responsibility for the completeness or accuracy of any of the information contained herein, and makes no representations about its suitability for any particular purpose. Users should make their own judgements about those matters and/or seek independent advice. You assume all risks associated with use of the data provided on this page.



Race Results



July 21, 2023, Race 4, DARREN DEFILIPPI MEMORIAL (JUNIOR DRIVERS) HANDICAP TROT, Distance 2600m, Addington - Survey 3200m

Result	TAB no.	Horse (Barrier)	2600 to	2400m to
1st	10	Light Of Da Mo... (5)	2400m	2200m
		Position in running (margin)	-	10(11.6)
		Sectional time (s)	17.76	15.68
		Cumulative time (s)	198.33	180.57
		Speed (m/s)	11.26	12.76
		Stride length (m)	6.00	6.06
		Stride duration (s)	0.472	0.475
		Stride efficiency (%)	56.27	57.32
		Stride count	33.33	33.02

Disclaimer.

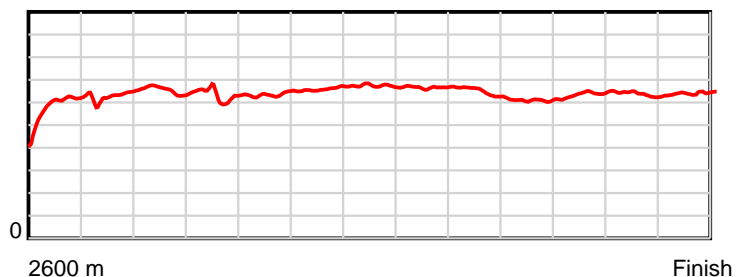
HRNZ and NZMTC and Thoroughbred Ratings Pty Ltd accepts no responsibility for the completeness or accuracy of any of the information contained herein, and makes no representations about its suitability for any particular purpose. Users should make their own judgements about those matters and/or seek independent advice. You assume all risks associated with use of the data provided on this page.

Race Results

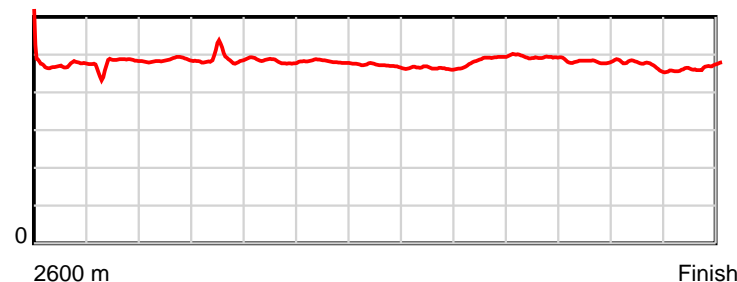
July 21, 2023, Race 4, DARREN DEFILIPPI MEMORIAL (JUNIOR DRIVERS) HANDICAP TROT, Distance 2600m, Addington - Survey 3200m

Result	TAB no.	Horse (Barrier)	2200m to	2000m to	1800m to	1600m to	1400m to	1200m to	1000m to	800m to	600m to	400m to	200m to	Total or	Margin
1st	10	Light Of Da Mo... (5)	2000m	1800m	1600m	1400m	1200m	1000m	800m	600m	400m	200m	WP	Average	
		Position in running (margin)	9(15.9)	9(16.8)	8(10.9)	8(6.4)	7(5.0)	3(2.4)	1(0.0)	1(0.0)	1(0.0)	1(0.0)	1(0.0)		0.00
		Sectional time (s)	15.14	15.39	15.48	14.90	13.89	14.38	15.21	16.03	14.97	14.86	14.64		
		Cumulative time (s)	164.89	149.75	134.36	118.88	103.98	90.09	75.71	60.50	44.47	29.50	14.64	3:18.33	
		Speed (m/s)	13.21	13.00	12.92	13.42	14.40	13.91	13.15	12.48	13.36	13.46	13.66	13.11	
		Stride length (m)	6.42	6.36	6.24	6.46	6.77	6.46	6.44	6.14	6.44	6.32	6.37	6.34	
		Stride duration (s)	0.486	0.490	0.483	0.481	0.470	0.464	0.490	0.492	0.482	0.470	0.466	0.483	
		Stride efficiency (%)	64.38	63.24	60.78	65.17	71.66	65.13	64.87	58.85	64.83	62.40	63.36	62.77	
		Stride count	31.16	31.44	32.07	30.97	29.53	30.98	31.04	32.59	31.05	31.65	31.41	410.24	

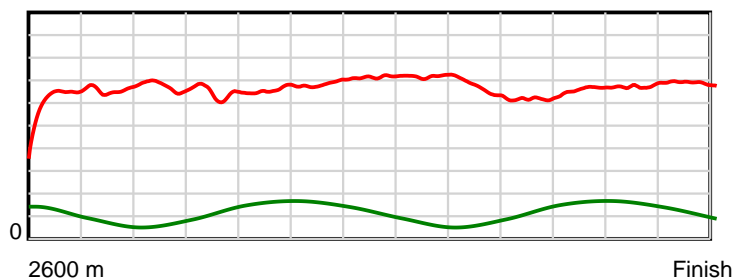
10 m Stride length



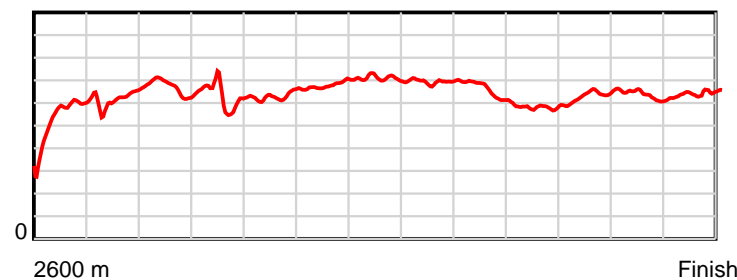
0.6 s Stride duration



20 m/sec Speed



100 % Stride efficiency



Note: Horizontal distance axis grid lines are 200m furlongs.

Disclaimer.

HRNZ and NZMTC and Thoroughbred Ratings Pty Ltd accepts no responsibility for the completeness or accuracy of any of the information contained herein, and makes no representations about its suitability for any particular purpose. Users should make their own judgements about those matters and/or seek independent advice. You assume all risks associated with use of the data provided on this page.



Race Results



July 21, 2023, Race 4, DARREN DEFILIPPI MEMORIAL (JUNIOR DRIVERS) HANDICAP TROT, Distance 2600m, Addington - Survey 3200m

Result	TAB no.	Horse (Barrier)	2600 to	2400m to
2nd	8	Gift Card (15)	2400m	2200m
		Position in running (margin)	-	7(7.5)
		Sectional time (s)	17.26	15.68
		Cumulative time (s)	198.62	181.36
		Speed (m/s)	11.59	12.76
		Stride length (m)	5.52	5.71
		Stride duration (s)	0.447	0.448
		Stride efficiency (%)	47.57	50.94
		Stride count	36.25	35.03

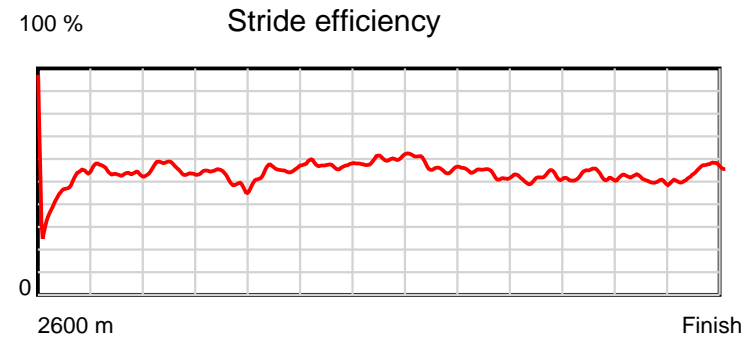
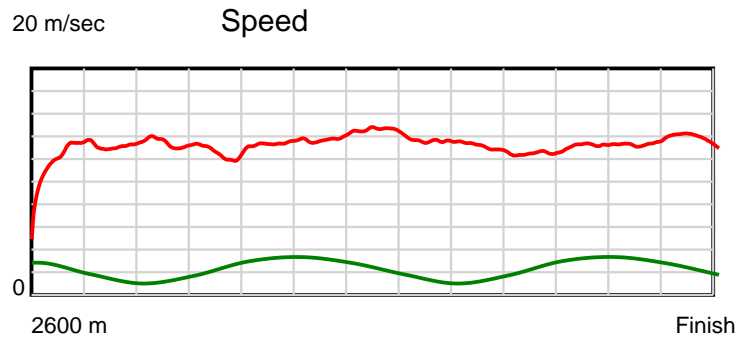
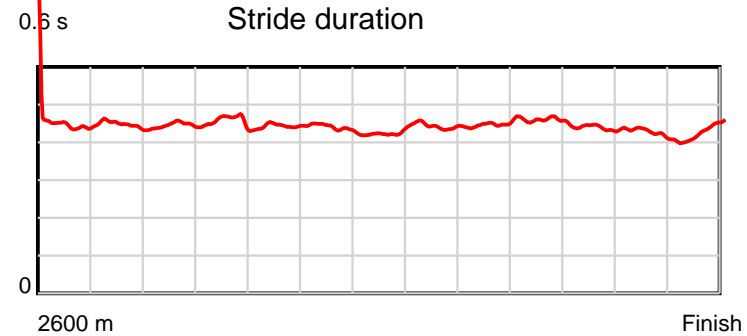
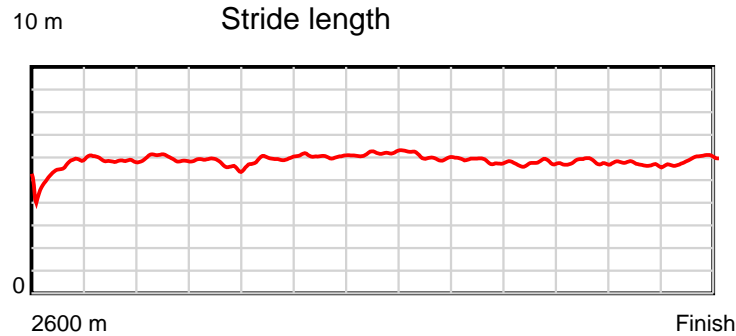
Disclaimer.

HRNZ and NZMTC and Thoroughbred Ratings Pty Ltd accepts no responsibility for the completeness or accuracy of any of the information contained herein, and makes no representations about its suitability for any particular purpose. Users should make their own judgements about those matters and/or seek independent advice. You assume all risks associated with use of the data provided on this page.

Race Results

July 21, 2023, Race 4, DARREN DEFILIPPI MEMORIAL (JUNIOR DRIVERS) HANDICAP TROT, Distance 2600m, Addington - Survey 3200m

Result	TAB no.	Horse (Barrier)	2200m to	2000m to	1800m to	1600m to	1400m to	1200m to	1000m to	800m to	600m to	400m to	200m to	Total or	Margin
2nd	8	Gift Card (15)	2000m	1800m	1600m	1400m	1200m	1000m	800m	600m	400m	200m	WP	Average	
		Position in running (margin)	7(11.8)	7(13.1)	7(9.7)	6(4.9)	5(3.8)	1(0.0)	2(1.3)	2(2.2)	2(2.1)	3(2.2)	3(2.4)		1.60
		Sectional time (s)	15.21	15.81	15.44	14.95	13.68	15.00	15.36	16.00	14.99	14.89	14.35		
		Cumulative time (s)	165.68	150.47	134.66	119.22	104.27	90.59	75.59	60.23	44.23	29.24	14.35	3:18.62	
		Speed (m/s)	13.15	12.65	12.95	13.38	14.62	13.33	13.02	12.50	13.34	13.43	13.94	13.09	
		Stride length (m)	5.85	5.77	5.74	5.87	6.24	5.90	5.85	5.73	5.85	5.71	5.99	5.82	
		Stride duration (s)	0.445	0.456	0.443	0.439	0.427	0.443	0.449	0.458	0.439	0.425	0.430	0.445	
		Stride efficiency (%)	53.55	52.06	51.53	53.80	60.85	54.41	53.51	51.27	53.51	50.91	56.08	52.95	
		Stride count	34.16	34.65	34.83	34.08	32.05	33.89	34.18	34.92	34.18	35.04	33.39	446.65	



Note: Horizontal distance axis grid lines are 200m furlongs.

Disclaimer.

HRNZ and NZMTC and Thoroughbred Ratings Pty Ltd accepts no responsibility for the completeness or accuracy of any of the information contained herein, and makes no representations about its suitability for any particular purpose. Users should make their own judgements about those matters and/or seek independent advice. You assume all risks associated with use of the data provided on this page.



Race Results



July 21, 2023, Race 4, DARREN DEFILIPPI MEMORIAL (JUNIOR DRIVERS) HANDICAP TROT, Distance 2600m, Addington - Survey 3200m

Result	TAB no.	Horse (Barrier)	2600 to	2400m to
3rd	16	The Fox (2)	2400m	2200m
		Position in running (margin)	-	8(9.8)
		Sectional time (s)	17.58	15.67
		Cumulative time (s)	199.17	181.59
		Speed (m/s)	11.38	12.76
		Stride length (m)	6.11	6.16
		Stride duration (s)	0.464	0.483
		Stride efficiency (%)	58.25	59.34
		Stride count	32.76	32.46

Disclaimer.

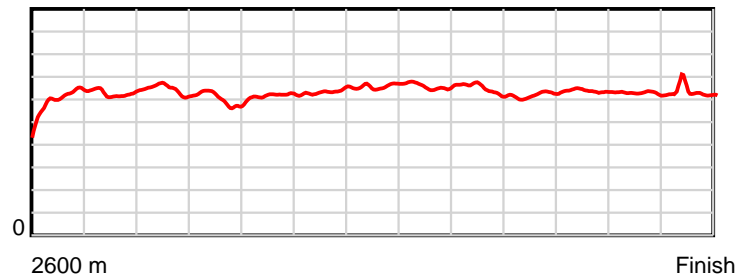
HRNZ and NZMTC and Thoroughbred Ratings Pty Ltd accepts no responsibility for the completeness or accuracy of any of the information contained herein, and makes no representations about its suitability for any particular purpose. Users should make their own judgements about those matters and/or seek independent advice. You assume all risks associated with use of the data provided on this page.

Race Results

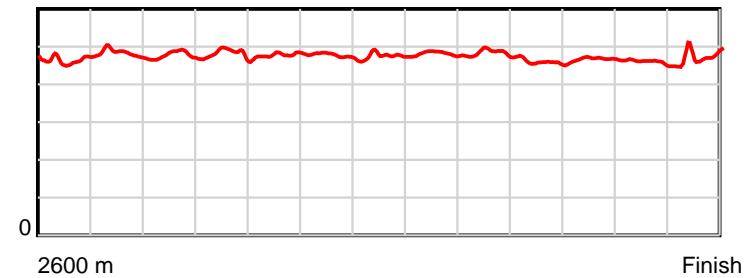
July 21, 2023, Race 4, DARREN DEFILIPPI MEMORIAL (JUNIOR DRIVERS) HANDICAP TROT, Distance 2600m, Addington - Survey 3200m

Result	TAB no.	Horse (Barrier)	2200m to	2000m to	1800m to	1600m to	1400m to	1200m to	1000m to	800m to	600m to	400m to	200m to	Total or	Margin
3rd	16	The Fox (2)	2000m	1800m	1600m	1400m	1200m	1000m	800m	600m	400m	200m	WP	Average	
		Position in running (margin)	8(14.0)	8(14.7)	9(11.8)	10(7.9)	10(7.7)	10(9.0)	10(10.8)	10(10.7)	3(2.9)	2(1.0)	2(1.5)		4.70
		Sectional time (s)	15.10	15.88	15.59	15.10	14.54	15.08	15.19	14.72	14.66	14.94	15.12		
		Cumulative time (s)	165.92	150.82	134.94	119.35	104.25	89.71	74.63	59.44	44.72	30.06	15.12	3:19.17	
		Speed (m/s)	13.25	12.59	12.83	13.25	13.76	13.26	13.17	13.59	13.64	13.39	13.23	13.05	
		Stride length (m)	6.32	6.06	6.13	6.31	6.54	6.38	6.35	6.23	6.38	6.14	6.25	6.26	
		Stride duration (s)	0.477	0.481	0.478	0.476	0.475	0.481	0.482	0.459	0.468	0.459	0.473	0.479	
		Stride efficiency (%)	62.40	57.33	58.81	62.19	66.80	63.66	63.01	60.66	63.57	58.94	61.10	61.15	
		Stride count	31.65	33.02	32.60	31.70	30.59	31.33	31.50	32.10	31.36	32.56	31.99	415.62	

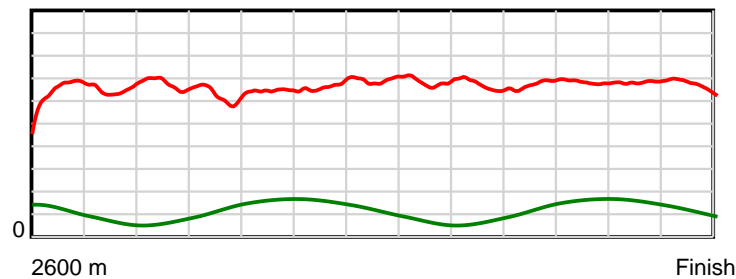
10 m Stride length



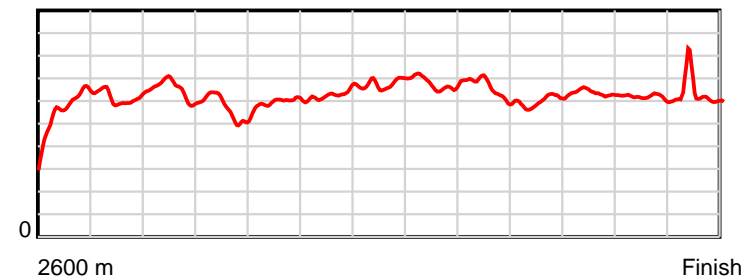
0.6 s Stride duration



20 m/sec Speed



100 % Stride efficiency



Note: Horizontal distance axis grid lines are 200m furlongs.

Disclaimer.

HRNZ and NZMTC and Thoroughbred Ratings Pty Ltd accepts no responsibility for the completeness or accuracy of any of the information contained herein, and makes no representations about its suitability for any particular purpose. Users should make their own judgements about those matters and/or seek independent advice. You assume all risks associated with use of the data provided on this page.



Race Results



July 21, 2023, Race 4, DARREN DEFILIPPI MEMORIAL (JUNIOR DRIVERS) HANDICAP TROT, Distance 2600m, Addington - Survey 3200m

Result	TAB no.	Horse (Barrier)	2600 to	2400m to
4th	7	MM Sunshine (14)	2400m	2200m
		Position in running (margin)	-	3(2.1)
		Sectional time (s)	16.14	14.62
		Cumulative time (s)	199.32	183.18
		Speed (m/s)	12.39	13.68
		Stride length (m)	5.78	6.08
		Stride duration (s)	0.459	0.444
		Stride efficiency (%)	52.13	57.72
		Stride count	34.63	32.91

Disclaimer.

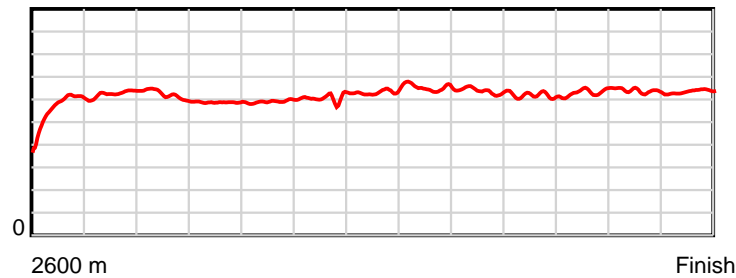
HRNZ and NZMTC and Thoroughbred Ratings Pty Ltd accepts no responsibility for the completeness or accuracy of any of the information contained herein, and makes no representations about its suitability for any particular purpose. Users should make their own judgements about those matters and/or seek independent advice. You assume all risks associated with use of the data provided on this page.

Race Results

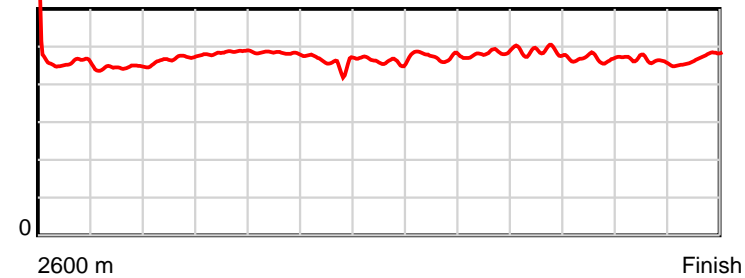
July 21, 2023, Race 4, DARREN DEFILIPPI MEMORIAL (JUNIOR DRIVERS) HANDICAP TROT, Distance 2600m, Addington - Survey 3200m

Result	TAB no.	Horse (Barrier)	2200m to	2000m to	1800m to	1600m to	1400m to	1200m to	1000m to	800m to	600m to	400m to	200m to	Total or	Margin
4th	7	MM Sunshine (14)	2000m	1800m	1600m	1400m	1200m	1000m	800m	600m	400m	200m	WP	Average	
		Position in running (margin)	1(0.0)	1(0.0)	1(0.0)	1(0.0)	1(0.0)	2(2.0)	3(3.0)	3(3.6)	5(3.6)	4(3.5)	4(4.0)		5.50
		Sectional time (s)	14.98	16.38	16.24	15.13	14.65	14.96	15.31	16.03	14.95	14.95	14.98		
		Cumulative time (s)	168.56	153.58	137.20	120.96	105.83	91.18	76.22	60.91	44.88	29.93	14.98	3:19.32	
		Speed (m/s)	13.35	12.21	12.32	13.22	13.65	13.37	13.06	12.48	13.38	13.38	13.35	13.04	
		Stride length (m)	6.24	5.92	5.94	6.07	6.32	6.35	6.32	6.07	6.25	6.20	6.28	6.14	
		Stride duration (s)	0.468	0.485	0.483	0.459	0.463	0.475	0.483	0.487	0.467	0.463	0.471	0.470	
		Stride efficiency (%)	60.88	54.74	55.22	57.56	62.33	63.02	62.35	57.65	61.14	60.05	61.66	58.82	
		Stride count	32.04	33.79	33.64	32.95	31.67	31.49	31.66	32.93	31.98	32.26	31.84	423.79	

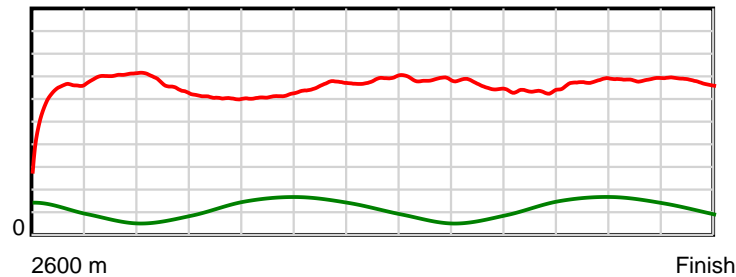
10 m Stride length



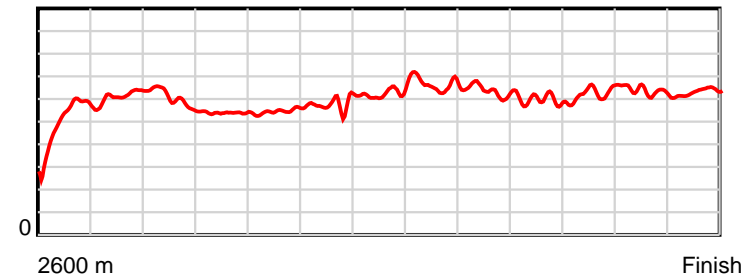
0.6 s Stride duration



20 m/sec Speed



100 % Stride efficiency



Note: Horizontal distance axis grid lines are 200m furlongs.

Disclaimer.

HRNZ and NZMTC and Thoroughbred Ratings Pty Ltd accepts no responsibility for the completeness or accuracy of any of the information contained herein, and makes no representations about its suitability for any particular purpose. Users should make their own judgements about those matters and/or seek independent advice. You assume all risks associated with use of the data provided on this page.



Race Results



July 21, 2023, Race 4, DARREN DEFILIPPI MEMORIAL (JUNIOR DRIVERS) HANDICAP TROT, Distance 2600m, Addington - Survey 3200m

Result	TAB no.	Horse (Barrier)	2600 to	2400m to
5th	11	T K Megastar (7)	2400m	2200m
		Position in running (margin)	-	11(13.7)
		Sectional time (s)	18.11	15.82
		Cumulative time (s)	199.38	181.27
		Speed (m/s)	11.04	12.64
		Stride length (m)	5.64	5.61
		Stride duration (s)	0.448	0.444
		Stride efficiency (%)	49.68	49.24
		Stride count	35.47	35.63

Disclaimer.

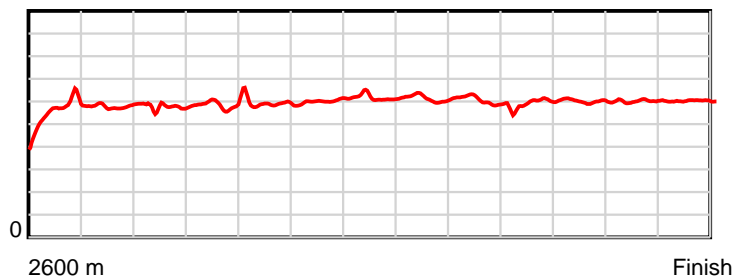
HRNZ and NZMTC and Thoroughbred Ratings Pty Ltd accepts no responsibility for the completeness or accuracy of any of the information contained herein, and makes no representations about its suitability for any particular purpose. Users should make their own judgements about those matters and/or seek independent advice. You assume all risks associated with use of the data provided on this page.

Race Results

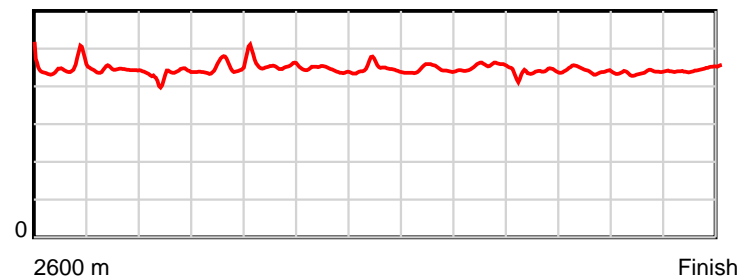
July 21, 2023, Race 4, DARREN DEFILIPPI MEMORIAL (JUNIOR DRIVERS) HANDICAP TROT, Distance 2600m, Addington - Survey 3200m

Result	TAB no.	Horse (Barrier)	2200m to	2000m to	1800m to	1600m to	1400m to	1200m to	1000m to	800m to	600m to	400m to	200m to	Total or	Margin
5th	11	T K Megastar (7)	2000m	1800m	1600m	1400m	1200m	1000m	800m	600m	400m	200m	WP	Average	
		Position in running (margin)	10(18.8)	10(19.4)	11(13.3)	11(9.5)	12(9.5)	12(10.8)	11(12.3)	11(12.1)	7(4.4)	5(4.0)	5(4.6)		5.80
		Sectional time (s)	15.07	15.36	15.62	15.12	14.54	15.03	15.17	14.75	14.90	14.97	14.92		
		Cumulative time (s)	165.45	150.38	135.02	119.40	104.28	89.74	74.71	59.54	44.79	29.89	14.92	3:19.38	
		Speed (m/s)	13.27	13.02	12.80	13.23	13.76	13.31	13.18	13.56	13.42	13.36	13.40	13.04	
		Stride length (m)	5.71	5.89	5.83	5.87	6.17	5.92	5.98	5.90	5.92	5.84	5.97	5.86	
		Stride duration (s)	0.430	0.452	0.455	0.444	0.448	0.445	0.454	0.435	0.441	0.437	0.445	0.450	
		Stride efficiency (%)	50.90	54.22	53.11	53.81	59.46	54.83	55.93	54.37	54.82	53.23	55.70	53.70	
		Stride count	35.04	33.95	34.31	34.08	32.42	33.76	33.43	33.91	33.77	34.27	33.50	443.54	

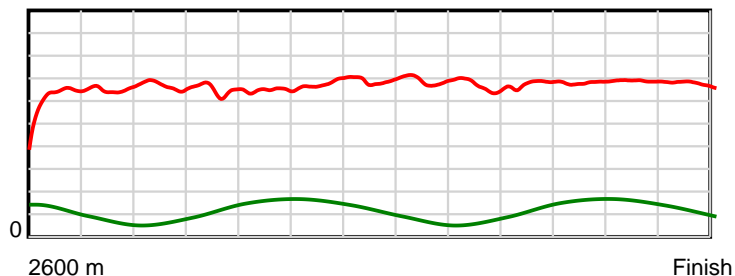
10 m Stride length



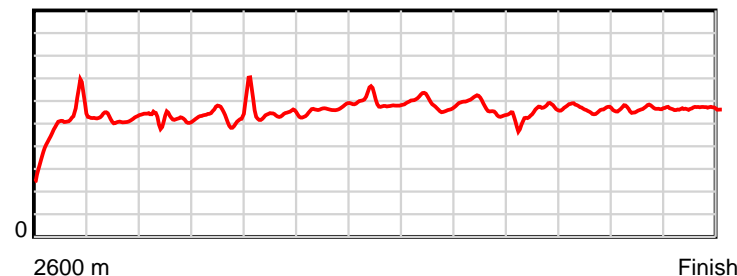
0.6 s Stride duration



20 m/sec Speed



100 % Stride efficiency



Note: Horizontal distance axis grid lines are 200m furlongs.

Disclaimer.

HRNZ and NZMTC and Thoroughbred Ratings Pty Ltd accepts no responsibility for the completeness or accuracy of any of the information contained herein, and makes no representations about its suitability for any particular purpose. Users should make their own judgements about those matters and/or seek independent advice. You assume all risks associated with use of the data provided on this page.



Race Results



July 21, 2023, Race 4, DARREN DEFILIPPI MEMORIAL (JUNIOR DRIVERS) HANDICAP TROT, Distance 2600m, Addington - Survey 3200m

Result	TAB no.	Horse (Barrier)	2600 to	2400m to
6th	3	Emily (6)	2400m	2200m
		Position in running (margin)	-	1(0.0)
		Sectional time (s)	15.82	15.27
		Cumulative time (s)	200.26	184.44
		Speed (m/s)	12.64	13.10
		Stride length (m)	5.77	6.10
		Stride duration (s)	0.445	0.466
		Stride efficiency (%)	51.94	58.21
		Stride count	34.69	32.77

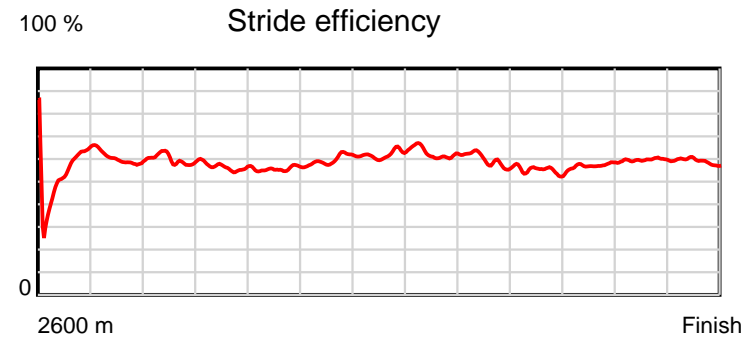
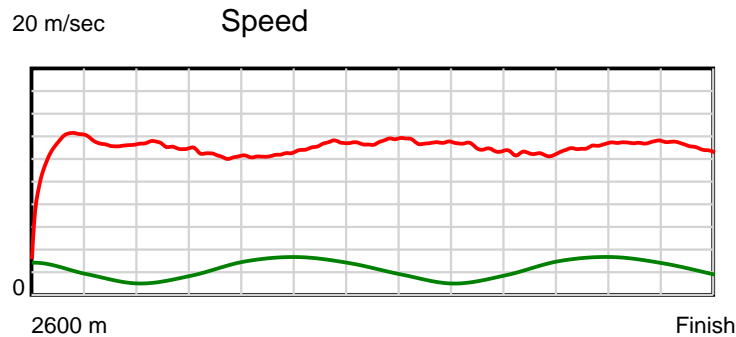
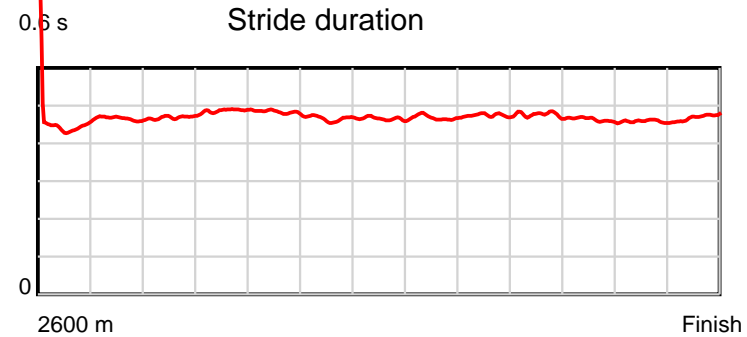
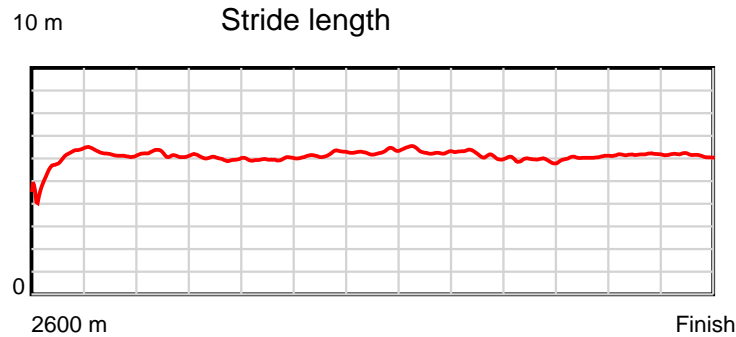
Disclaimer.

HRNZ and NZMTC and Thoroughbred Ratings Pty Ltd accepts no responsibility for the completeness or accuracy of any of the information contained herein, and makes no representations about its suitability for any particular purpose. Users should make their own judgements about those matters and/or seek independent advice. You assume all risks associated with use of the data provided on this page.

Race Results

July 21, 2023, Race 4, DARREN DEFILIPPI MEMORIAL (JUNIOR DRIVERS) HANDICAP TROT, Distance 2600m, Addington - Survey 3200m

Result	TAB no.	Horse (Barrier)	2200m to	2000m to	1800m to	1600m to	1400m to	1200m to	1000m to	800m to	600m to	400m to	200m to	Total or	Margin
6th	3	Emily (6)	2000m	1800m	1600m	1400m	1200m	1000m	800m	600m	400m	200m	WP	Average	
		Position in running (margin)	2(1.9)	2(3.2)	2(2.4)	2(2.0)	3(2.3)	5(4.5)	5(5.7)	5(6.1)	9(5.9)	7(7.4)	6(7.8)		10.70
		Sectional time (s)	15.21	16.25	16.17	15.18	14.68	14.98	15.28	16.00	15.21	14.92	15.29		
		Cumulative time (s)	169.17	153.96	137.71	121.54	106.36	91.68	76.70	61.42	45.42	30.21	15.29	3:20.26	
		Speed (m/s)	13.15	12.31	12.37	13.18	13.62	13.35	13.09	12.50	13.15	13.40	13.08	12.98	
		Stride length (m)	6.17	5.99	5.97	6.14	6.34	6.25	6.21	5.95	6.08	6.14	6.16	6.09	
		Stride duration (s)	0.469	0.487	0.483	0.466	0.465	0.469	0.474	0.476	0.463	0.458	0.471	0.469	
		Stride efficiency (%)	59.41	56.15	55.63	58.96	62.77	61.12	60.25	55.28	57.80	58.92	59.30	58.03	
		Stride count	32.44	33.36	33.52	32.56	31.56	31.98	32.21	33.63	32.88	32.57	32.47	426.64	



Note: Horizontal distance axis grid lines are 200m furlongs.

Disclaimer.

HRNZ and NZMTC and Thoroughbred Ratings Pty Ltd accepts no responsibility for the completeness or accuracy of any of the information contained herein, and makes no representations about its suitability for any particular purpose. Users should make their own judgements about those matters and/or seek independent advice. You assume all risks associated with use of the data provided on this page.



Race Results



July 21, 2023, Race 4, DARREN DEFILIPPI MEMORIAL (JUNIOR DRIVERS) HANDICAP TROT, Distance 2600m, Addington - Survey 3200m

Result	TAB no.	Horse (Barrier)	2600 to	2400m to
7th	17	KD Hawk (0)	2400m	2200m
		Position in running (margin)	-	15(19.8)
		Sectional time (s)	19.29	15.88
		Cumulative time (s)	200.46	181.17
		Speed (m/s)	10.37	12.59
		Stride length (m)	5.94	5.90
		Stride duration (s)	0.468	0.468
		Stride efficiency (%)	55.19	54.33
		Stride count	33.65	33.92

Disclaimer.

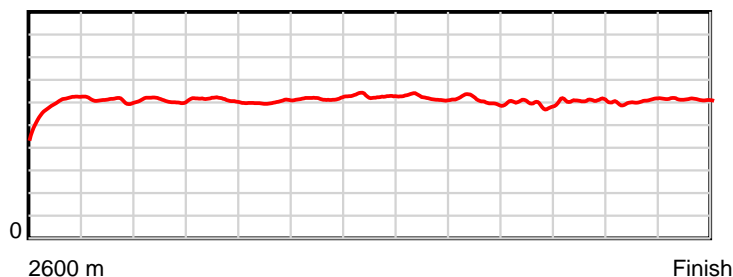
HRNZ and NZMTC and Thoroughbred Ratings Pty Ltd accepts no responsibility for the completeness or accuracy of any of the information contained herein, and makes no representations about its suitability for any particular purpose. Users should make their own judgements about those matters and/or seek independent advice. You assume all risks associated with use of the data provided on this page.

Race Results

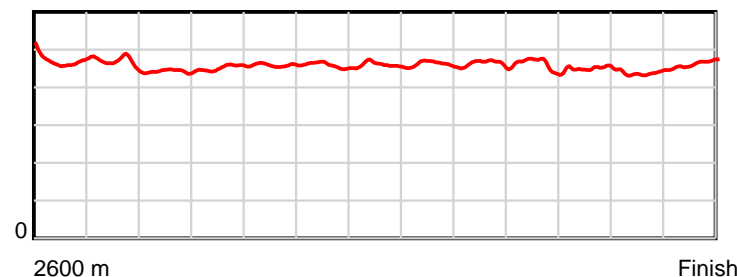
July 21, 2023, Race 4, DARREN DEFILIPPI MEMORIAL (JUNIOR DRIVERS) HANDICAP TROT, Distance 2600m, Addington - Survey 3200m

Result	TAB no.	Horse (Barrier)	2200m to	2000m to	1800m to	1600m to	1400m to	1200m to	1000m to	800m to	600m to	400m to	200m to	Total or	Margin
7th	17	KD Hawk (0)	2000m	1800m	1600m	1400m	1200m	1000m	800m	600m	400m	200m	WP	Average	
		Position in running (margin)	14(25.3)	12(22.5)	10(12.9)	9(7.2)	9(6.0)	9(8.3)	9(10.1)	9(10.5)	12(7.4)	8(8.5)	7(9.2)		11.80
		Sectional time (s)	14.52	14.77	15.31	14.92	14.70	15.09	15.27	15.51	15.15	14.98	15.07		
		Cumulative time (s)	165.29	150.77	136.00	120.69	105.77	91.07	75.98	60.71	45.20	30.05	15.07	3:20.46	
		Speed (m/s)	13.77	13.54	13.06	13.40	13.61	13.25	13.10	12.89	13.20	13.35	13.27	12.97	
		Stride length (m)	6.10	6.12	6.00	6.14	6.25	6.12	6.06	5.94	5.95	5.86	6.16	6.04	
		Stride duration (s)	0.442	0.452	0.459	0.458	0.460	0.462	0.463	0.460	0.451	0.439	0.464	0.466	
		Stride efficiency (%)	58.08	58.55	56.21	58.98	61.10	58.58	57.37	55.10	55.37	53.62	59.26	57.00	
		Stride count	32.81	32.67	33.35	32.55	31.99	32.66	33.01	33.68	33.60	34.14	32.48	430.51	

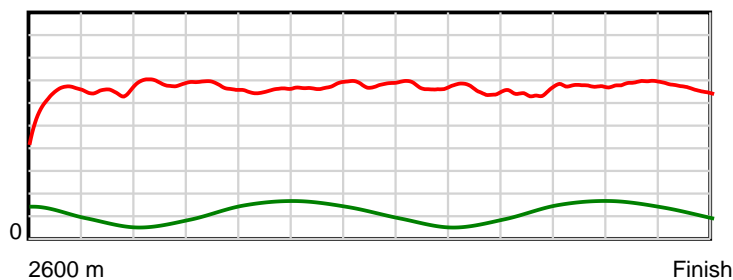
10 m Stride length



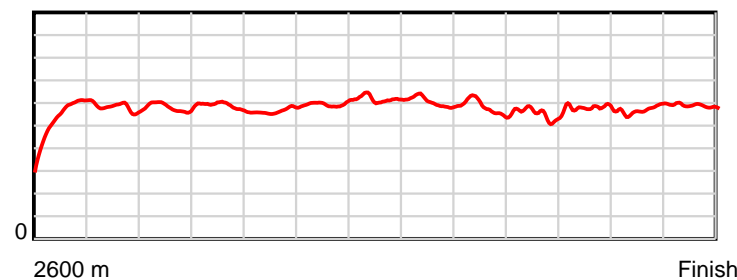
0.6 s Stride duration



20 m/sec Speed



100 % Stride efficiency



Note: Horizontal distance axis grid lines are 200m furlongs.

Disclaimer.

HRNZ and NZMTC and Thoroughbred Ratings Pty Ltd accepts no responsibility for the completeness or accuracy of any of the information contained herein, and makes no representations about its suitability for any particular purpose. Users should make their own judgements about those matters and/or seek independent advice. You assume all risks associated with use of the data provided on this page.



Race Results



July 21, 2023, Race 4, DARREN DEFILIPPI MEMORIAL (JUNIOR DRIVERS) HANDICAP TROT, Distance 2600m, Addington - Survey 3200m

Result	TAB no.	Horse (Barrier)	2600 to	2400m to
8th	2	Take After Me (4)	2400m	2200m
		Position in running (margin)	-	2(1.5)
		Sectional time (s)	16.31	15.34
		Cumulative time (s)	200.68	184.37
		Speed (m/s)	12.26	13.04
		Stride length (m)	5.35	5.58
		Stride duration (s)	0.430	0.428
		Stride efficiency (%)	44.75	48.61
		Stride count	37.37	35.86

Disclaimer.

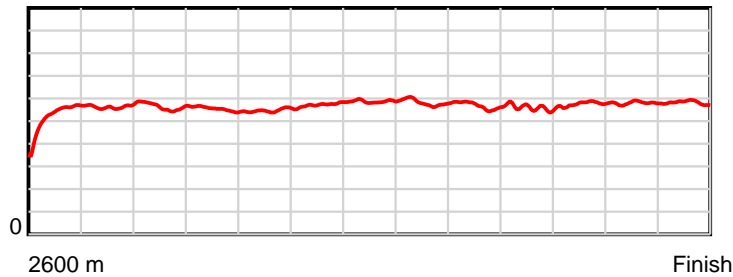
HRNZ and NZMTC and Thoroughbred Ratings Pty Ltd accepts no responsibility for the completeness or accuracy of any of the information contained herein, and makes no representations about its suitability for any particular purpose. Users should make their own judgements about those matters and/or seek independent advice. You assume all risks associated with use of the data provided on this page.

Race Results

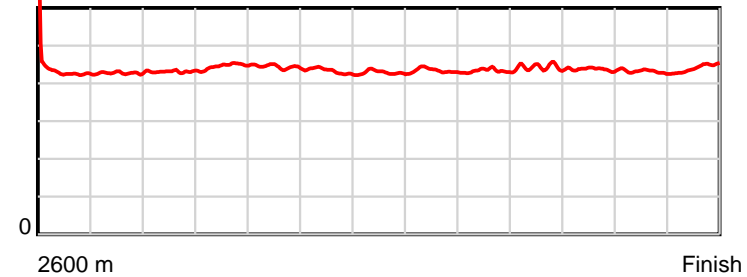
July 21, 2023, Race 4, DARREN DEFILIPPI MEMORIAL (JUNIOR DRIVERS) HANDICAP TROT, Distance 2600m, Addington - Survey 3200m

Result	TAB no.	Horse (Barrier)	2200m to	2000m to	1800m to	1600m to	1400m to	1200m to	1000m to	800m to	600m to	400m to	200m to	Total or	Margin
8th	2	Take After Me (4)	2000m	1800m	1600m	1400m	1200m	1000m	800m	600m	400m	200m	WP	Average	
		Position in running (margin)	4(3.7)	4(5.9)	4(4.7)	5(4.0)	6(4.2)	7(6.2)	7(8.5)	7(8.4)	13(7.7)	9(9.1)	8(10.0)		13.00
		Sectional time (s)	15.34	16.18	16.14	15.16	14.64	15.17	15.19	15.92	15.19	15.02	15.08		
		Cumulative time (s)	169.03	153.69	137.51	121.37	106.21	91.57	76.40	61.21	45.29	30.10	15.08	3:20.68	
		Speed (m/s)	13.04	12.36	12.39	13.19	13.66	13.18	13.17	12.56	13.17	13.32	13.26	12.96	
		Stride length (m)	5.62	5.51	5.50	5.70	5.86	5.72	5.70	5.57	5.76	5.75	5.86	5.65	
		Stride duration (s)	0.431	0.446	0.444	0.432	0.429	0.434	0.433	0.443	0.437	0.432	0.442	0.436	
		Stride efficiency (%)	49.34	47.47	47.35	50.82	53.69	51.12	50.79	48.43	51.78	51.61	53.59	49.86	
		Stride count	35.59	36.29	36.33	35.07	34.12	34.97	35.08	35.93	34.74	34.80	34.15	460.30	

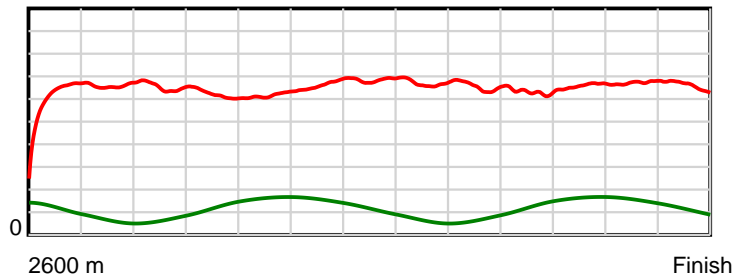
10 m Stride length



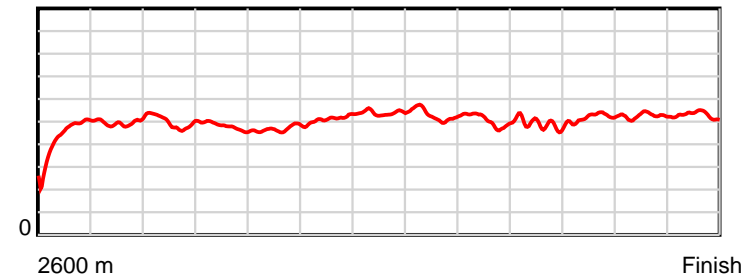
0.6 s Stride duration



20 m/sec Speed



100 % Stride efficiency



Note: Horizontal distance axis grid lines are 200m furlongs.

Disclaimer.

HRNZ and NZMTC and Thoroughbred Ratings Pty Ltd accepts no responsibility for the completeness or accuracy of any of the information contained herein, and makes no representations about its suitability for any particular purpose. Users should make their own judgements about those matters and/or seek independent advice. You assume all risks associated with use of the data provided on this page.



Race Results



July 21, 2023, Race 4, DARREN DEFILIPPI MEMORIAL (JUNIOR DRIVERS) HANDICAP TROT, Distance 2600m, Addington - Survey 3200m

Result	TAB no.	Horse (Barrier)	2600 to	2400m to
9th	9	Swift Dream (3)	2400m	2200m
		Position in running (margin)	-	5(4.6)
		Sectional time (s)	16.68	15.73
		Cumulative time (s)	201.00	184.32
		Speed (m/s)	11.99	12.71
		Stride length (m)	5.67	5.80
		Stride duration (s)	0.455	0.456
		Stride efficiency (%)	50.15	52.62
		Stride count	35.30	34.46

Disclaimer.

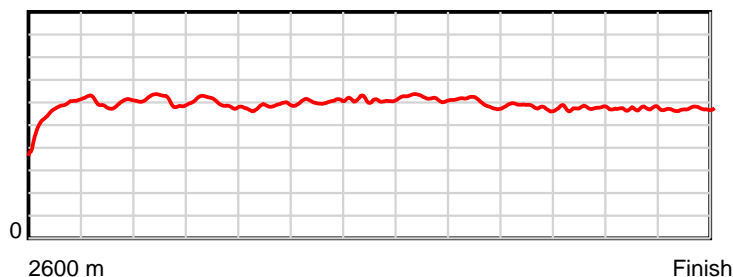
HRNZ and NZMTC and Thoroughbred Ratings Pty Ltd accepts no responsibility for the completeness or accuracy of any of the information contained herein, and makes no representations about its suitability for any particular purpose. Users should make their own judgements about those matters and/or seek independent advice. You assume all risks associated with use of the data provided on this page.

Race Results

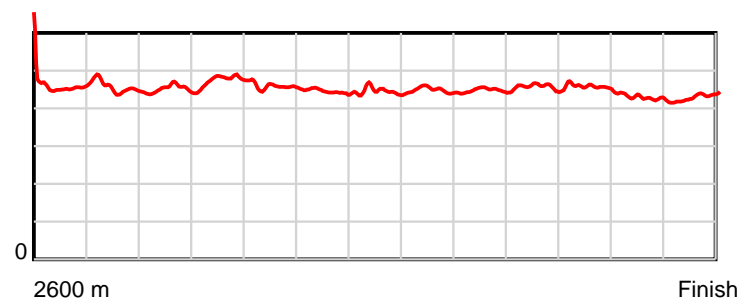
July 21, 2023, Race 4, DARREN DEFILIPPI MEMORIAL (JUNIOR DRIVERS) HANDICAP TROT, Distance 2600m, Addington - Survey 3200m

Result	TAB no.	Horse (Barrier)	2200m to	2000m to	1800m to	1600m to	1400m to	1200m to	1000m to	800m to	600m to	400m to	200m to	Total or	Margin
9th	9	Swift Dream (3)	2000m	1800m	1600m	1400m	1200m	1000m	800m	600m	400m	200m	WP	Average	
		Position in running (margin)	6(9.2)	6(10.7)	6(8.3)	7(6.1)	8(5.8)	8(7.1)	8(8.8)	8(8.9)	10(7.1)	14(12.2)	12(12.9)		14.80
		Sectional time (s)	15.23	15.98	15.88	15.08	14.54	15.07	15.22	15.74	15.80	14.99	15.06		
		Cumulative time (s)	168.59	153.36	137.38	121.50	106.42	91.88	76.81	61.59	45.85	30.05	15.06	3:21.00	
		Speed (m/s)	13.13	12.52	12.59	13.26	13.76	13.27	13.14	12.71	12.66	13.34	13.28	12.94	
		Stride length (m)	5.91	5.96	5.77	5.90	6.12	5.95	5.89	5.81	5.78	5.71	5.72	5.84	
		Stride duration (s)	0.450	0.476	0.458	0.445	0.445	0.448	0.448	0.457	0.456	0.428	0.431	0.452	
		Stride efficiency (%)	54.59	55.52	52.00	54.35	58.48	55.24	54.18	52.71	52.15	50.87	51.21	53.33	
		Stride count	33.84	33.55	34.67	33.91	32.69	33.64	33.97	34.44	34.62	35.05	34.94	445.08	

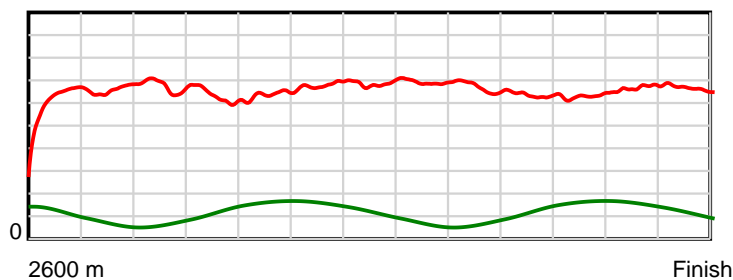
10 m Stride length



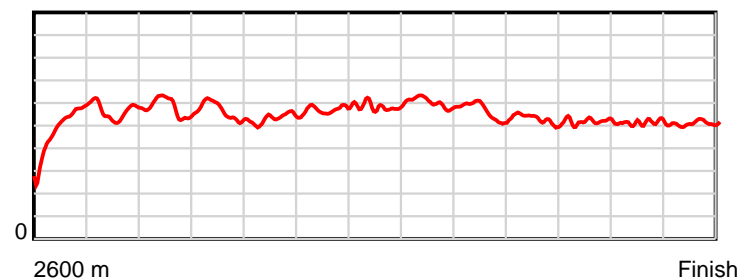
0.6 s Stride duration



20 m/sec Speed



100 % Stride efficiency



Note: Horizontal distance axis grid lines are 200m furlongs.

Disclaimer.

HRNZ and NZMTC and Thoroughbred Ratings Pty Ltd accepts no responsibility for the completeness or accuracy of any of the information contained herein, and makes no representations about its suitability for any particular purpose. Users should make their own judgements about those matters and/or seek independent advice. You assume all risks associated with use of the data provided on this page.



Race Results



July 21, 2023, Race 4, DARREN DEFILIPPI MEMORIAL (JUNIOR DRIVERS) HANDICAP TROT, Distance 2600m, Addington - Survey 3200m

Result	TAB no.	Horse (Barrier)	2600 to	2400m to
10th	13	Kink (11)	2400m	2200m
		Position in running (margin)	-	13(16.9)
		Sectional time (s)	18.67	16.11
		Cumulative time (s)	201.01	182.34
		Speed (m/s)	10.71	12.41
		Stride length (m)	6.16	6.19
		Stride duration (s)	0.499	0.498
		Stride efficiency (%)	59.24	59.80
		Stride count	32.48	32.33

Disclaimer.

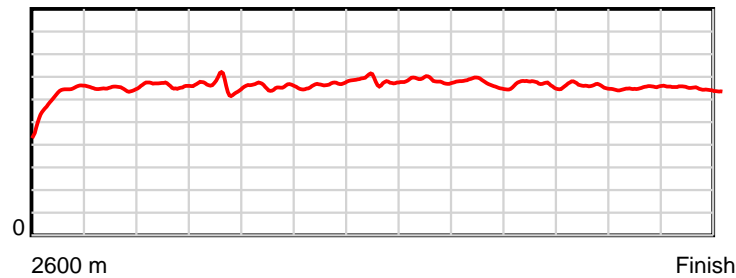
HRNZ and NZMTC and Thoroughbred Ratings Pty Ltd accepts no responsibility for the completeness or accuracy of any of the information contained herein, and makes no representations about its suitability for any particular purpose. Users should make their own judgements about those matters and/or seek independent advice. You assume all risks associated with use of the data provided on this page.

Race Results

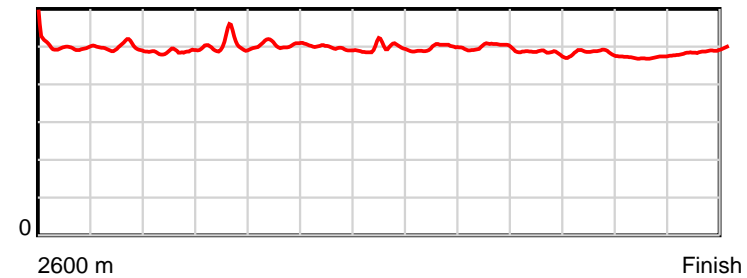
July 21, 2023, Race 4, DARREN DEFILIPPI MEMORIAL (JUNIOR DRIVERS) HANDICAP TROT, Distance 2600m, Addington - Survey 3200m

Result	TAB no.	Horse (Barrier)	2200m to	2000m to	1800m to	1600m to	1400m to	1200m to	1000m to	800m to	600m to	400m to	200m to	Total or	Margin
10th	13	Kink (11)	2000m	1800m	1600m	1400m	1200m	1000m	800m	600m	400m	200m	WP	Average	
		Position in running (margin)	12(23.8)	13(23.7)	14(18.0)	14(13.9)	15(13.7)	15(15.6)	15(16.8)	15(15.9)	11(7.2)	11(9.4)	10(11.7)		14.90
		Sectional time (s)	14.97	15.42	15.56	15.10	14.64	14.98	15.07	14.58	15.32	15.24	15.35		
		Cumulative time (s)	166.23	151.26	135.84	120.28	105.18	90.54	75.56	60.49	45.91	30.59	15.35	3:21.01	
		Speed (m/s)	13.36	12.97	12.85	13.25	13.66	13.35	13.27	13.72	13.05	13.12	13.03	12.93	
		Stride length (m)	6.50	6.57	6.51	6.57	6.79	6.64	6.63	6.63	6.32	6.20	6.39	6.46	
		Stride duration (s)	0.487	0.507	0.506	0.496	0.497	0.497	0.499	0.483	0.484	0.472	0.490	0.500	
		Stride efficiency (%)	66.08	67.51	66.19	67.45	72.05	68.91	68.60	68.63	62.34	60.01	63.78	65.26	
		Stride count	30.76	30.43	30.73	30.44	29.45	30.12	30.18	30.18	31.67	32.27	31.30	402.34	

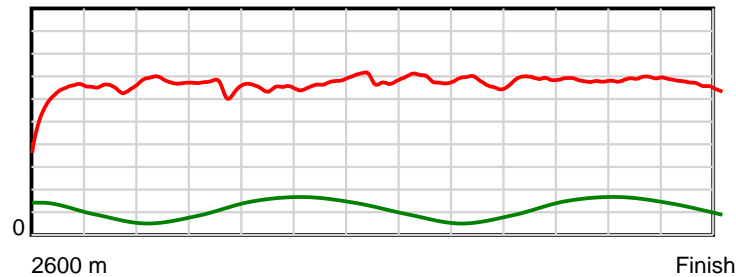
10 m Stride length



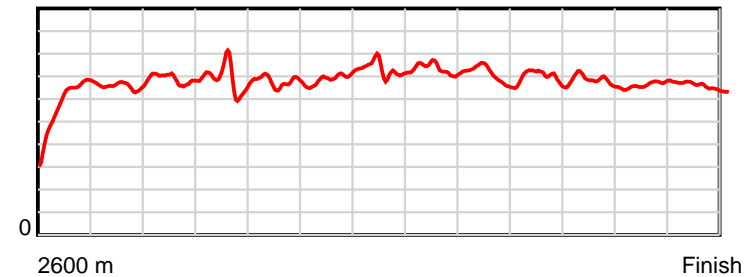
0.6 s Stride duration



20 m/sec Speed



100 % Stride efficiency



Note: Horizontal distance axis grid lines are 200m furlongs.

Disclaimer.

HRNZ and NZMTC and Thoroughbred Ratings Pty Ltd accepts no responsibility for the completeness or accuracy of any of the information contained herein, and makes no representations about its suitability for any particular purpose. Users should make their own judgements about those matters and/or seek independent advice. You assume all risks associated with use of the data provided on this page.



Race Results



July 21, 2023, Race 4, DARREN DEFILIPPI MEMORIAL (JUNIOR DRIVERS) HANDICAP TROT, Distance 2600m, Addington - Survey 3200m

Result	TAB no.	Horse (Barrier)	2600 to	2400m to
11th	15	Wynberg Watch (1)	2400m	2200m
		Position in running (margin)	-	16(23.4)
		Sectional time (s)	19.88	15.82
		Cumulative time (s)	201.30	181.42
		Speed (m/s)	10.06	12.64
		Stride length (m)	5.97	6.02
		Stride duration (s)	0.478	0.477
		Stride efficiency (%)	55.77	56.73
		Stride count	33.48	33.20

Disclaimer.

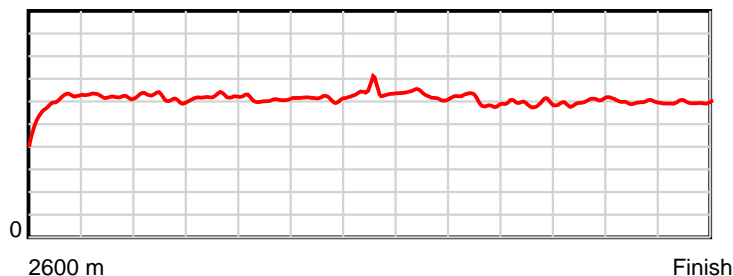
HRNZ and NZMTC and Thoroughbred Ratings Pty Ltd accepts no responsibility for the completeness or accuracy of any of the information contained herein, and makes no representations about its suitability for any particular purpose. Users should make their own judgements about those matters and/or seek independent advice. You assume all risks associated with use of the data provided on this page.

Race Results

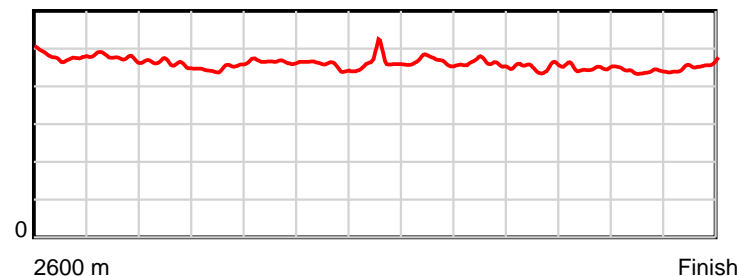
July 21, 2023, Race 4, DARREN DEFILIPPI MEMORIAL (JUNIOR DRIVERS) HANDICAP TROT, Distance 2600m, Addington - Survey 3200m

Result	TAB no.	Horse (Barrier)	2200m to	2000m to	1800m to	1600m to	1400m to	1200m to	1000m to	800m to	600m to	400m to	200m to	Total or	Margin
11th	15	Wynberg Watch (1)	2000m	1800m	1600m	1400m	1200m	1000m	800m	600m	400m	200m	WP	Average	
		Position in running (margin)	15(28.6)	15(28.3)	13(16.9)	12(10.8)	11(9.0)	11(10.2)	12(12.4)	12(13.2)	14(8.7)	13(11.0)	11(12.9)		16.50
		Sectional time (s)	14.95	14.47	15.23	14.82	14.53	15.16	15.33	15.28	15.35	15.17	15.31		
		Cumulative time (s)	165.60	150.65	136.18	120.95	106.13	91.60	76.44	61.11	45.83	30.48	15.31	3:21.30	
		Speed (m/s)	13.38	13.82	13.13	13.50	13.76	13.19	13.05	13.09	13.03	13.18	13.06	12.92	
		Stride length (m)	6.16	6.21	6.12	6.15	6.37	6.15	6.01	5.91	5.85	5.80	5.96	6.05	
		Stride duration (s)	0.460	0.449	0.466	0.455	0.462	0.466	0.461	0.451	0.449	0.440	0.456	0.468	
		Stride efficiency (%)	59.31	60.25	58.48	59.02	63.36	59.11	56.48	54.56	53.46	52.51	55.47	57.16	
		Stride count	32.46	32.21	32.69	32.54	31.41	32.52	33.27	33.85	34.19	34.50	33.57	429.89	

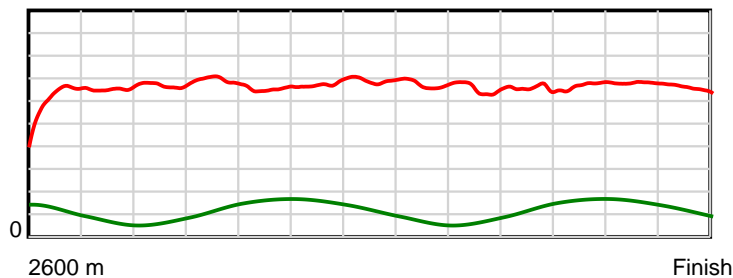
10 m Stride length



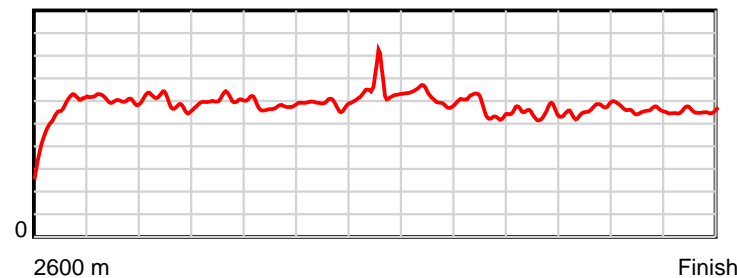
0.6 s Stride duration



20 m/sec Speed



100 % Stride efficiency



Note: Horizontal distance axis grid lines are 200m furlongs.

Disclaimer.

HRNZ and NZMTC and Thoroughbred Ratings Pty Ltd accepts no responsibility for the completeness or accuracy of any of the information contained herein, and makes no representations about its suitability for any particular purpose. Users should make their own judgements about those matters and/or seek independent advice. You assume all risks associated with use of the data provided on this page.



Race Results



July 21, 2023, Race 4, DARREN DEFILIPPI MEMORIAL (JUNIOR DRIVERS) HANDICAP TROT, Distance 2600m, Addington - Survey 3200m

Result	TAB no.	Horse (Barrier)	2600 to	2400m to
12th	14	True Confessio... (12)	2400m	2200m
		Position in running (margin)	-	14(17.6)
		Sectional time (s)	18.75	16.11
		Cumulative time (s)	201.40	182.65
		Speed (m/s)	10.67	12.41
		Stride length (m)	5.66	5.64
		Stride duration (s)	0.466	0.454
		Stride efficiency (%)	50.13	49.64
		Stride count	35.31	35.48

Disclaimer.

HRNZ and NZMTC and Thoroughbred Ratings Pty Ltd accepts no responsibility for the completeness or accuracy of any of the information contained herein, and makes no representations about its suitability for any particular purpose. Users should make their own judgements about those matters and/or seek independent advice. You assume all risks associated with use of the data provided on this page.

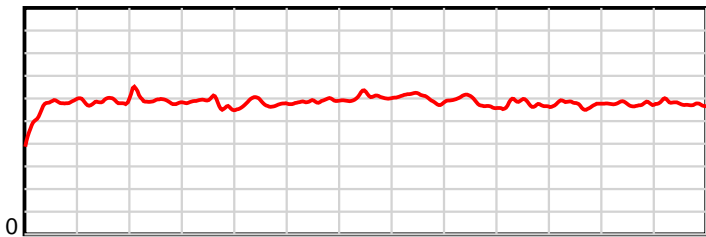
Race Results

July 21, 2023, Race 4, DARREN DEFILIPPI MEMORIAL (JUNIOR DRIVERS) HANDICAP TROT, Distance 2600m, Addington - Survey 3200m

Result	TAB no.	Horse (Barrier)	2200m to	2000m to	1800m to	1600m to	1400m to	1200m to	1000m to	800m to	600m to	400m to	200m to	Total or	Margin
12th	14	True Confessio... (12)	2000m	1800m	1600m	1400m	1200m	1000m	800m	600m	400m	200m	WP	Average	
		Position in running (margin)	13(24.5)	14(25.8)	15(20.2)	15(16.2)	14(13.1)	13(13.3)	14(15.0)	14(15.7)	15(11.0)	15(13.9)	13(14.8)		17.00
		Sectional time (s)	15.21	15.44	15.58	14.61	14.35	15.07	15.32	15.24	15.44	15.01	15.27		
		Cumulative time (s)	166.54	151.33	135.89	120.31	105.70	91.35	76.28	60.96	45.72	30.28	15.27	3:21.40	
		Speed (m/s)	13.15	12.95	12.84	13.69	13.94	13.27	13.05	13.12	12.95	13.32	13.10	12.91	
		Stride length (m)	5.82	5.78	5.78	5.97	6.09	5.94	5.82	5.79	5.65	5.58	5.71	5.78	
		Stride duration (s)	0.442	0.446	0.450	0.436	0.437	0.448	0.446	0.441	0.436	0.419	0.435	0.448	
		Stride efficiency (%)	52.90	52.25	52.20	55.74	57.89	55.17	52.90	52.31	49.84	48.61	50.86	52.25	
		Stride count	34.38	34.59	34.60	33.49	32.86	33.66	34.37	34.57	35.41	35.86	35.06	449.64	

10 m

Stride length

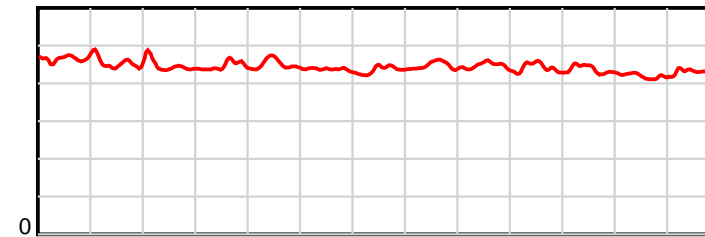


2600 m

Finish

0.6 s

Stride duration

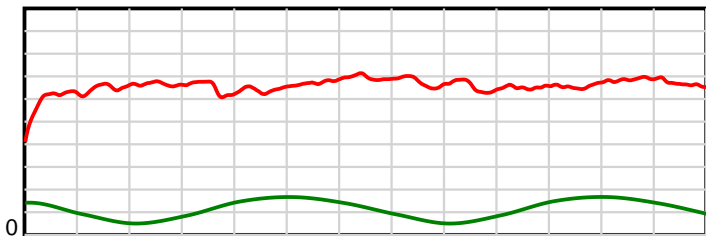


2600 m

Finish

20 m/sec

Speed

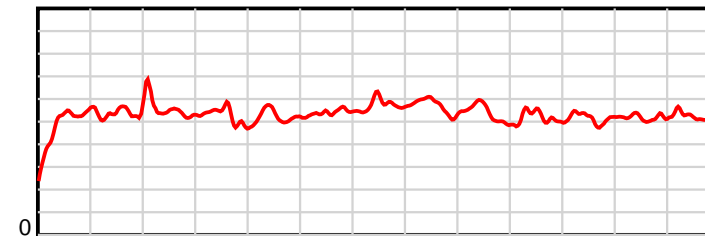


2600 m

Finish

100 %

Stride efficiency



2600 m

Finish

Note: Horizontal distance axis grid lines are 200m furlongs.

Disclaimer.

HRNZ and NZMTC and Thoroughbred Ratings Pty Ltd accepts no responsibility for the completeness or accuracy of any of the information contained herein, and makes no representations about its suitability for any particular purpose. Users should make their own judgements about those matters and/or seek independent advice. You assume all risks associated with use of the data provided on this page.



Race Results



July 21, 2023, Race 4, DARREN DEFILIPPI MEMORIAL (JUNIOR DRIVERS) HANDICAP TROT, Distance 2600m, Addington - Survey 3200m

Result	TAB no.	Horse (Barrier)	2600 to	2400m to
13th	12	Ti Amo Belle (8)	2400m	2200m
		Position in running (margin)	-	12(15.0)
		Sectional time (s)	18.49	15.96
		Cumulative time (s)	201.68	183.19
		Speed (m/s)	10.82	12.53
		Stride length (m)	5.98	6.16
		Stride duration (s)	0.478	0.491
		Stride efficiency (%)	55.93	59.25
		Stride count	33.43	32.48

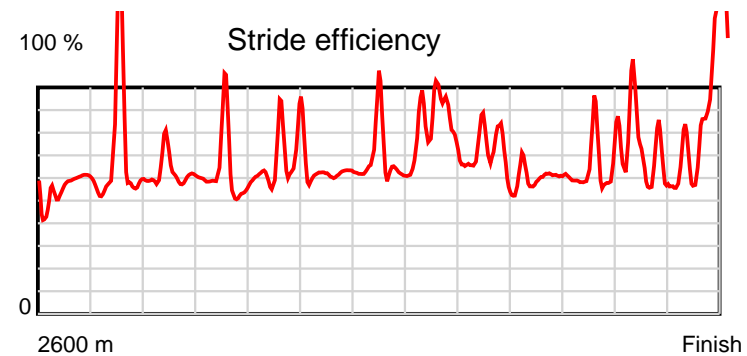
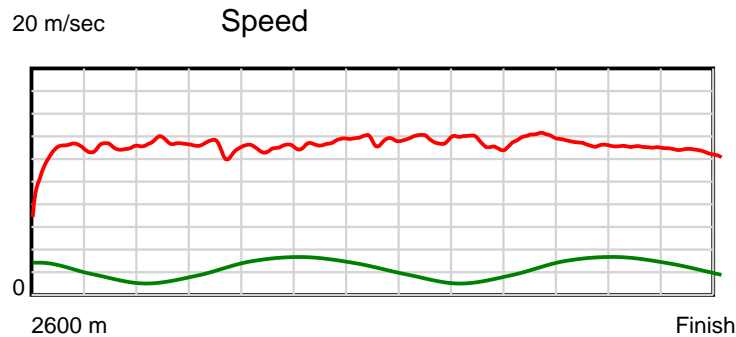
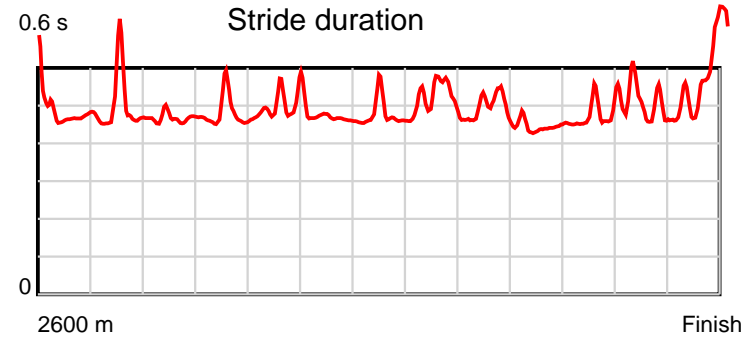
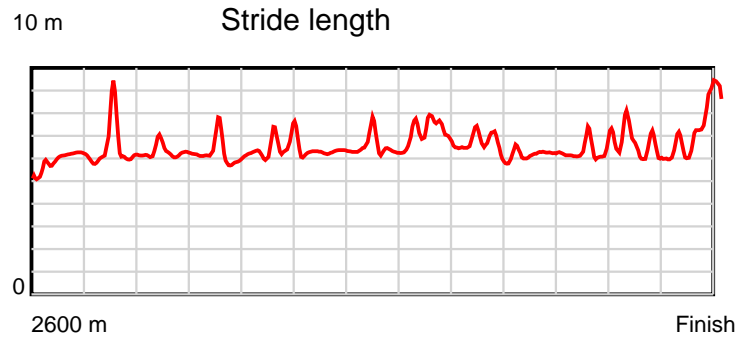
Disclaimer.

HRNZ and NZMTC and Thoroughbred Ratings Pty Ltd accepts no responsibility for the completeness or accuracy of any of the information contained herein, and makes no representations about its suitability for any particular purpose. Users should make their own judgements about those matters and/or seek independent advice. You assume all risks associated with use of the data provided on this page.

Race Results

July 21, 2023, Race 4, DARREN DEFILIPPI MEMORIAL (JUNIOR DRIVERS) HANDICAP TROT, Distance 2600m, Addington - Survey 3200m

Result	TAB no.	Horse (Barrier)	2200m to	2000m to	1800m to	1600m to	1400m to	1200m to	1000m to	800m to	600m to	400m to	200m to	Total or	Margin
13th	12	Ti Amo Belle (8)	2000m	1800m	1600m	1400m	1200m	1000m	800m	600m	400m	200m	WP	Average	
		Position in running (margin)	11(21.0)	11(21.6)	12(16.0)	13(12.0)	13(11.8)	14(13.3)	13(14.5)	13(14.1)	6(3.7)	6(6.2)	9(11.5)		18.60
		Sectional time (s)	15.09	15.43	15.58	15.10	14.56	14.99	15.13	14.31	15.38	15.74	15.92		
		Cumulative time (s)	167.23	152.14	136.71	121.13	106.03	91.47	76.48	61.35	47.04	31.66	15.92	3:21.68	
		Speed (m/s)	13.25	12.96	12.84	13.25	13.74	13.34	13.22	13.98	13.00	12.71	12.56	12.89	
		Stride length (m)	6.16	6.15	6.37	6.18	6.44	6.75	6.37	6.20	6.17	6.20	7.21	6.32	
		Stride duration (s)	0.465	0.474	0.497	0.467	0.469	0.506	0.482	0.444	0.474	0.488	0.574	0.490	
		Stride efficiency (%)	59.33	59.03	63.46	59.69	64.88	71.19	63.43	60.13	59.44	60.16	81.14	62.42	
		Stride count	32.46	32.54	31.38	32.36	31.04	29.63	31.39	32.24	32.43	32.23	27.76	411.37	



Note: Horizontal distance axis grid lines are 200m furlongs.

Disclaimer.

HRNZ and NZMTC and Thoroughbred Ratings Pty Ltd accepts no responsibility for the completeness or accuracy of any of the information contained herein, and makes no representations about its suitability for any particular purpose. Users should make their own judgements about those matters and/or seek independent advice. You assume all risks associated with use of the data provided on this page.



Race Results



July 21, 2023, Race 4, DARREN DEFILIPPI MEMORIAL (JUNIOR DRIVERS) HANDICAP TROT, Distance 2600m, Addington - Survey 3200m

Result	TAB no.	Horse (Barrier)	2600 to	2400m to
14th	4	Greenbank Don (9)	2400m	2200m
		Position in running (margin)	-	4(2.1)
		Sectional time (s)	16.31	15.20
		Cumulative time (s)	202.25	185.94
		Speed (m/s)	12.26	13.16
		Stride length (m)	5.73	6.14
		Stride duration (s)	0.460	0.466
		Stride efficiency (%)	51.37	58.82
		Stride count	34.88	32.60

Disclaimer.

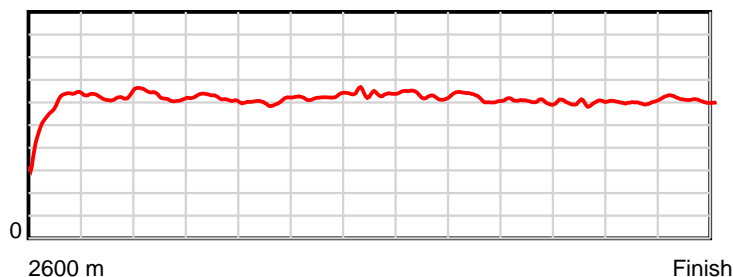
HRNZ and NZMTC and Thoroughbred Ratings Pty Ltd accepts no responsibility for the completeness or accuracy of any of the information contained herein, and makes no representations about its suitability for any particular purpose. Users should make their own judgements about those matters and/or seek independent advice. You assume all risks associated with use of the data provided on this page.

Race Results

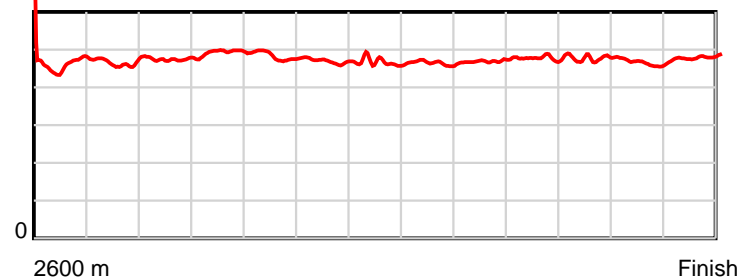
July 21, 2023, Race 4, DARREN DEFILIPPI MEMORIAL (JUNIOR DRIVERS) HANDICAP TROT, Distance 2600m, Addington - Survey 3200m

Result	TAB no.	Horse (Barrier)	2200m to	2000m to	1800m to	1600m to	1400m to	1200m to	1000m to	800m to	600m to	400m to	200m to	Total or	Margin
14th	4	Greenbank Don (9)	2000m	1800m	1600m	1400m	1200m	1000m	800m	600m	400m	200m	WP	Average	
		Position in running (margin)	3(3.6)	3(5.8)	3(3.8)	4(3.2)	4(3.5)	6(5.1)	6(6.3)	6(6.4)	8(4.8)	12(10.7)	14(16.3)		21.70
		Sectional time (s)	15.35	16.03	16.14	15.19	14.58	14.98	15.23	15.77	15.94	15.80	15.73		
		Cumulative time (s)	170.74	155.39	139.36	123.22	108.03	93.45	78.47	63.24	47.47	31.53	15.73	3:22.25	
		Speed (m/s)	13.03	12.48	12.39	13.17	13.72	13.35	13.13	12.68	12.55	12.66	12.71	12.86	
		Stride length (m)	6.17	6.14	5.98	6.19	6.39	6.20	6.17	6.06	5.98	5.89	6.11	6.09	
		Stride duration (s)	0.474	0.493	0.483	0.470	0.466	0.465	0.470	0.478	0.477	0.465	0.480	0.473	
		Stride efficiency (%)	59.53	59.00	55.90	59.80	63.88	60.10	59.55	57.41	55.92	54.25	58.26	57.87	
		Stride count	32.40	32.55	33.44	32.33	31.28	32.25	32.40	33.00	33.43	33.94	32.76	427.26	

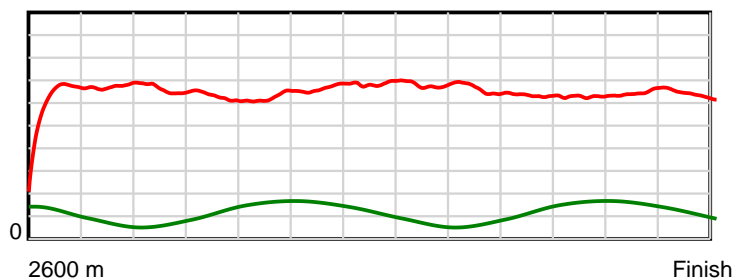
10 m Stride length



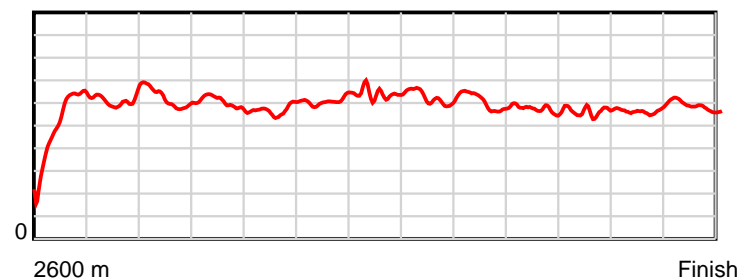
0.6 s Stride duration



20 m/sec Speed



100 % Stride efficiency



Note: Horizontal distance axis grid lines are 200m furlongs.

Disclaimer.

HRNZ and NZMTC and Thoroughbred Ratings Pty Ltd accepts no responsibility for the completeness or accuracy of any of the information contained herein, and makes no representations about its suitability for any particular purpose. Users should make their own judgements about those matters and/or seek independent advice. You assume all risks associated with use of the data provided on this page.



Race Results



July 21, 2023, Race 4, DARREN DEFILIPPI MEMORIAL (JUNIOR DRIVERS) HANDICAP TROT, Distance 2600m, Addington - Survey 3200m

Result	TAB no.	Horse (Barrier)	2600 to	2400m to
15th	5	Bennie And The... (10)	2400m	2200m
		Position in running (margin)	-	6(4.9)
		Sectional time (s)	16.85	15.17
		Cumulative time (s)	205.68	188.83
		Speed (m/s)	11.87	13.18
		Stride length (m)	5.46	5.94
		Stride duration (s)	0.444	0.451
		Stride efficiency (%)	46.54	55.12
		Stride count	36.65	33.67

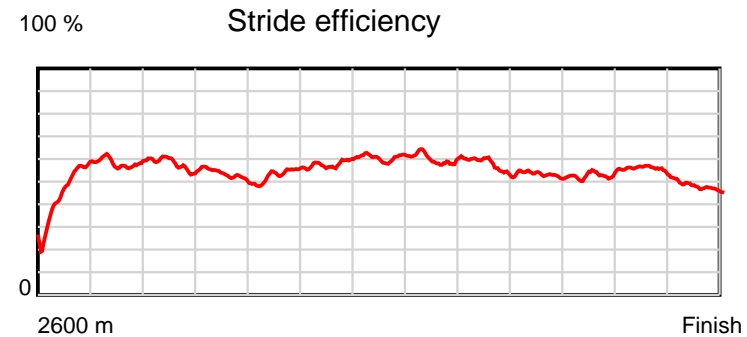
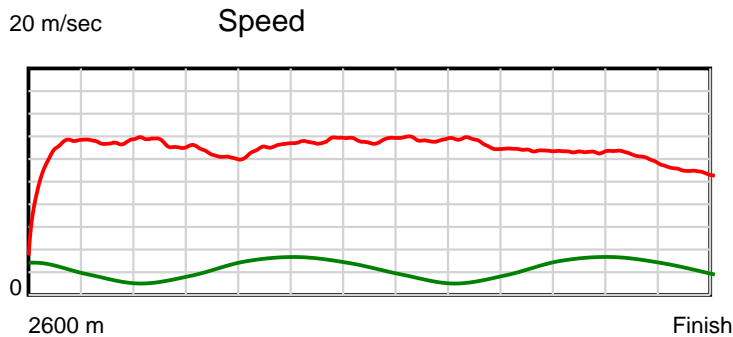
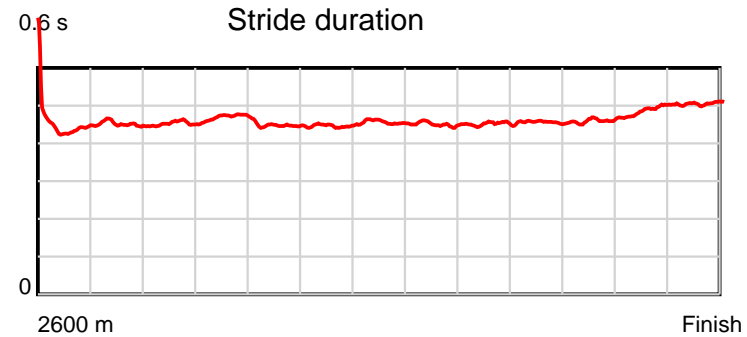
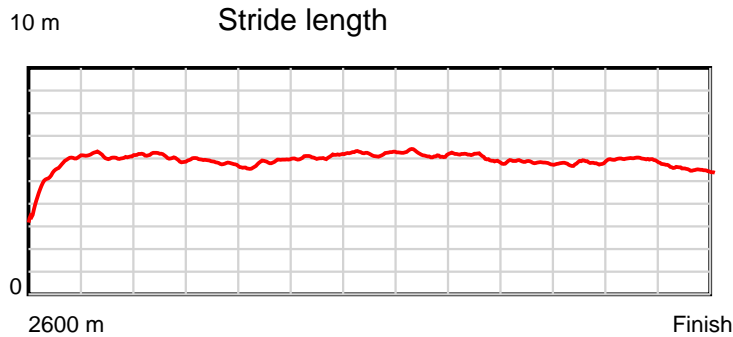
Disclaimer.

HRNZ and NZMTC and Thoroughbred Ratings Pty Ltd accepts no responsibility for the completeness or accuracy of any of the information contained herein, and makes no representations about its suitability for any particular purpose. Users should make their own judgements about those matters and/or seek independent advice. You assume all risks associated with use of the data provided on this page.

Race Results

July 21, 2023, Race 4, DARREN DEFILIPPI MEMORIAL (JUNIOR DRIVERS) HANDICAP TROT, Distance 2600m, Addington - Survey 3200m

Result	TAB no.	Horse (Barrier)	2200m to	2000m to	1800m to	1600m to	1400m to	1200m to	1000m to	800m to	600m to	400m to	200m to	Total or	Margin
15th	5	Bennie And The... (10)	2000m	1800m	1600m	1400m	1200m	1000m	800m	600m	400m	200m	WP	Average	
		Position in running (margin)	5(6.2)	5(8.0)	5(6.2)	3(3.1)	2(1.9)	4(3.2)	4(4.0)	4(4.7)	4(2.9)	10(9.3)	15(21.1)		40.80
		Sectional time (s)	15.28	16.08	15.73	14.94	14.53	14.92	15.33	15.72	16.04	16.83	18.26		
		Cumulative time (s)	173.66	158.38	142.30	126.57	111.63	97.10	82.18	66.85	51.13	35.09	18.26	3:25.68	
		Speed (m/s)	13.09	12.44	12.71	13.39	13.76	13.40	13.05	12.72	12.47	11.88	10.95	12.64	
		Stride length (m)	5.91	5.84	5.69	5.97	6.28	6.03	5.88	5.81	5.73	5.83	5.53	5.83	
		Stride duration (s)	0.452	0.469	0.447	0.446	0.456	0.450	0.451	0.456	0.459	0.490	0.505	0.461	
		Stride efficiency (%)	54.67	53.22	50.61	55.70	61.56	56.84	53.98	52.66	51.30	53.03	47.75	53.12	
		Stride count	33.81	34.27	35.14	33.50	31.86	33.16	34.03	34.45	34.91	34.33	36.18	445.96	



Note: Horizontal distance axis grid lines are 200m furlongs.

Disclaimer.

HRNZ and NZMTC and Thoroughbred Ratings Pty Ltd accepts no responsibility for the completeness or accuracy of any of the information contained herein, and makes no representations about its suitability for any particular purpose. Users should make their own judgements about those matters and/or seek independent advice. You assume all risks associated with use of the data provided on this page.



Race Results



July 21, 2023, Race 4, DARREN DEFILIPPI MEMORIAL (JUNIOR DRIVERS) HANDICAP TROT, Distance 2600m, Addington - Survey 3200m

Result	TAB no.	Horse (Barrier)	2600 to	2400m to
16th	6	Salvo (13)	2400m	2200m
		Position in running (margin)	-	9(11.4)
		Sectional time (s)	17.98	20.45
		Cumulative time (s)	210.30	192.32
		Speed (m/s)	11.12	9.78
		Stride length (m)	5.21	4.66
		Stride duration (s)	0.448	0.476
		Stride efficiency (%)	42.41	33.93
		Stride count	38.39	42.92

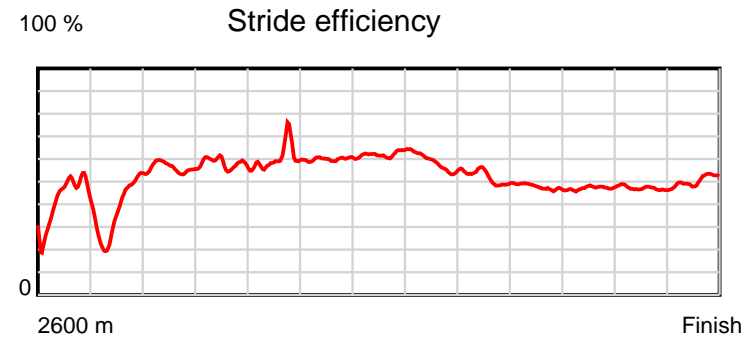
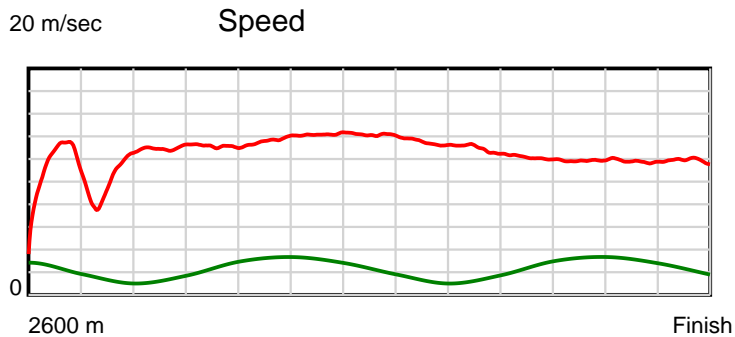
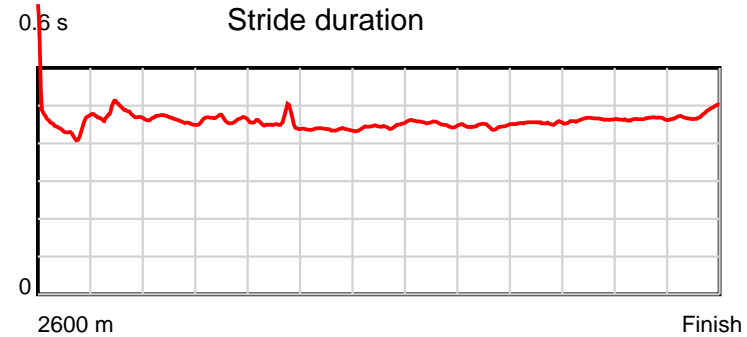
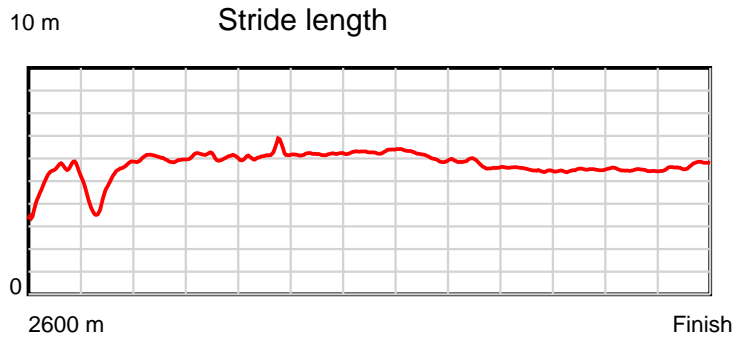
Disclaimer.

HRNZ and NZMTC and Thoroughbred Ratings Pty Ltd accepts no responsibility for the completeness or accuracy of any of the information contained herein, and makes no representations about its suitability for any particular purpose. Users should make their own judgements about those matters and/or seek independent advice. You assume all risks associated with use of the data provided on this page.

Race Results

July 21, 2023, Race 4, DARREN DEFILIPPI MEMORIAL (JUNIOR DRIVERS) HANDICAP TROT, Distance 2600m, Addington - Survey 3200m

Result	TAB no.	Horse (Barrier)	2200m to	2000m to	1800m to	1600m to	1400m to	1200m to	1000m to	800m to	600m to	400m to	200m to	Total or	Margin
16th	6	Salvo (13)	2000m	1800m	1600m	1400m	1200m	1000m	800m	600m	400m	200m	WP	Average	
		Position in running (margin)	16(44.3)	16(46.2)	16(39.3)	16(29.9)	16(24.6)	16(23.3)	16(24.8)	16(27.6)	16(30.9)	16(42.9)	16(57.4)		66.50
		Sectional time (s)	15.30	15.22	14.68	14.26	14.10	15.02	15.68	16.58	16.96	17.29	16.78		
		Cumulative time (s)	171.87	156.57	141.35	126.67	112.41	98.31	83.29	67.61	51.03	34.07	16.78	3:30.30	
		Speed (m/s)	13.07	13.14	13.62	14.03	14.18	13.32	12.76	12.06	11.79	11.57	11.92	12.36	
		Stride length (m)	6.03	6.09	6.17	6.13	6.32	6.03	5.68	5.44	5.44	5.36	5.68	5.67	
		Stride duration (s)	0.461	0.464	0.453	0.437	0.446	0.453	0.445	0.451	0.462	0.463	0.477	0.459	
		Stride efficiency (%)	56.90	58.04	59.56	58.63	62.48	56.75	50.37	46.30	46.28	44.86	50.42	50.27	
		Stride count	33.14	32.82	32.40	32.65	31.63	33.19	35.23	36.74	36.75	37.33	35.21	458.40	



Note: Horizontal distance axis grid lines are 200m furlongs.

Disclaimer.

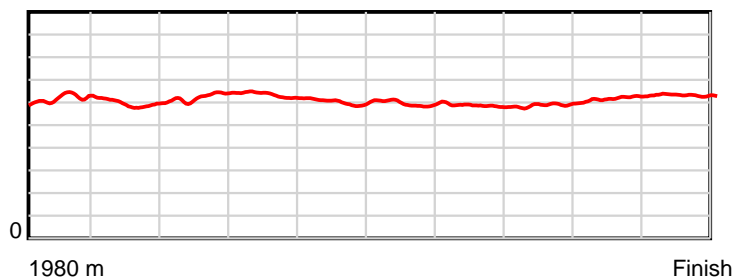
HRNZ and NZMTC and Thoroughbred Ratings Pty Ltd accepts no responsibility for the completeness or accuracy of any of the information contained herein, and makes no representations about its suitability for any particular purpose. Users should make their own judgements about those matters and/or seek independent advice. You assume all risks associated with use of the data provided on this page.

Race Results

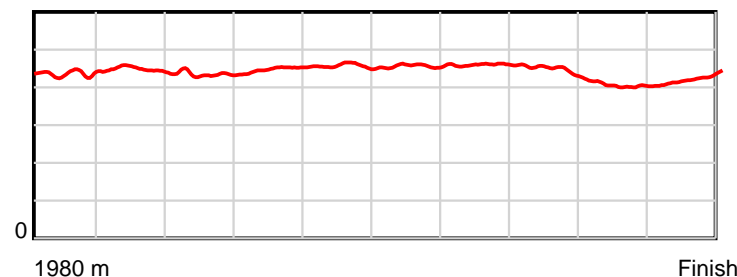
July 21, 2023, Race 5, , Distance 1980m, Addington - Survey 1980m

Result	TAB no.	Horse (Barrier)	1980 to	1800m to	1600m to	1400m to	1200m to	1000m to	800m to	600m to	400m to	200m to	Total or	Margin
1st	6	Uptown Funk (6)	1800m	1600m	1400m	1200m	1000m	800m	600m	400m	200m	WP	Average	
		Position in running (margin)	-	6(4.8)	6(6.9)	5(8.3)	5(6.8)	5(5.0)	4(3.8)	4(3.6)	4(2.3)	2(1.0)		0.00
		Sectional time (s)	12.75	15.18	14.17	14.17	15.66	15.49	15.75	15.31	13.52	13.32		
		Cumulative time (s)	145.32	132.57	117.39	103.22	89.05	73.39	57.90	42.15	26.84	13.32	2:25.32	
		Speed (m/s)	14.11	13.18	14.11	14.11	12.77	12.91	12.70	13.06	14.79	15.02	13.62	
		Stride length (m)	6.20	5.90	6.14	6.32	5.83	5.89	5.83	5.83	5.99	6.37	6.02	
		Stride duration (s)	0.436	0.448	0.435	0.448	0.457	0.457	0.459	0.446	0.405	0.424	0.442	
		Stride efficiency (%)	60.12	54.33	58.96	62.45	53.16	54.28	53.20	53.05	56.13	63.44	56.69	
		Stride count	29.02	33.92	32.56	31.64	34.29	33.93	34.28	34.32	33.37	31.39	328.72	

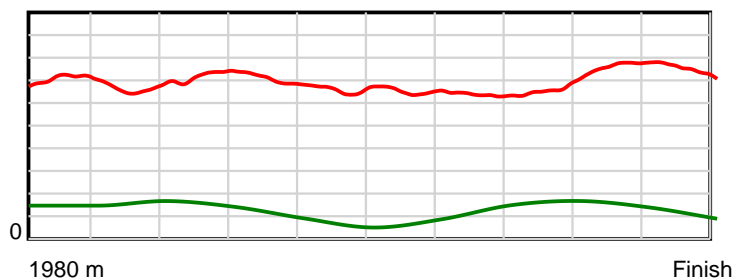
10 m Stride length



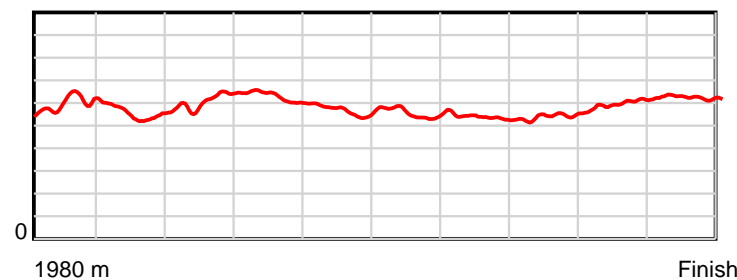
0.6 s Stride duration



20 m/sec Speed



100 % Stride efficiency



Note: Horizontal distance axis grid lines are 200m furlongs.

Disclaimer.

HRNZ and NZMTC and Thoroughbred Ratings Pty Ltd accepts no responsibility for the completeness or accuracy of any of the information contained herein, and makes no representations about its suitability for any particular purpose. Users should make their own judgements about those matters and/or seek independent advice. You assume all risks associated with use of the data provided on this page.

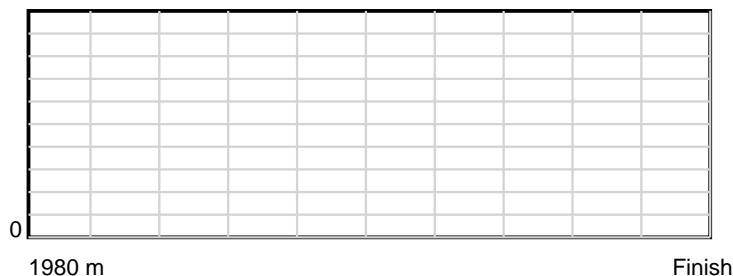


Race Results

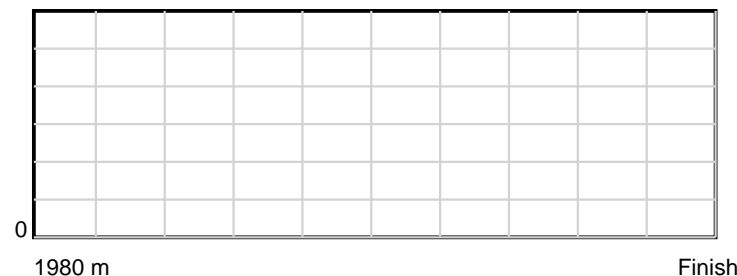
July 21, 2023, Race 5, , Distance 1980m, Addington - Survey 1980m

Result	TAB no.	Horse (Barrier)	1980 to	1800m to	1600m to	1400m to	1200m to	1000m to	800m to	600m to	400m to	200m to	Total or	Margin
2nd	8	Smoke On The W... (8)	1800m	1600m	1400m	1200m	1000m	800m	600m	400m	200m	WP	Average	
		Position in running (margin)	-	5(4.4)	3(3.5)	1(0.0)	1(0.0)	1(0.0)	1(0.0)	1(0.0)	1(0.0)	1(0.0)		0.90
		Sectional time (s)	12.53	14.68	13.35	14.41	15.96	15.71	15.78	15.52	13.74	13.81		
		Cumulative time (s)	145.49	132.96	118.28	104.93	90.52	74.56	58.85	43.07	27.55	13.81	2:25.49	
		Speed (m/s)	14.36	13.62	14.98	13.88	12.53	12.73	12.67	12.89	14.56	14.48	13.61	
		Stride length (m)	0.00	0.00	0.00	0.00	0.00	0.00	0.00	0.00	0.00	0.00	nan	
		Stride duration (s)	0.000	0.000	0.000	0.000	0.000	0.000	0.000	0.000	0.000	0.000	nan	
		Stride efficiency (%)	0.00	0.00	0.00	0.00	0.00	0.00	0.00	0.00	0.00	0.00	nan	
		Stride count	0.00	0.00	0.00	0.00	0.00	0.00	0.00	0.00	0.00	0.00	0.00	

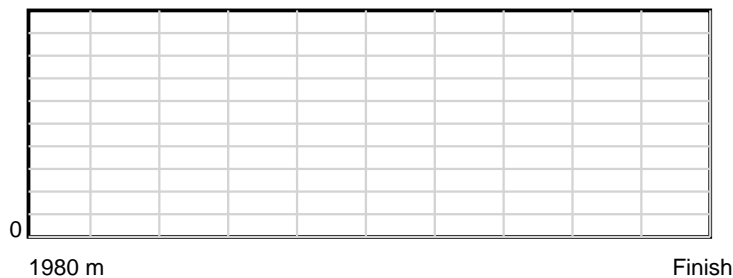
10 m Stride length



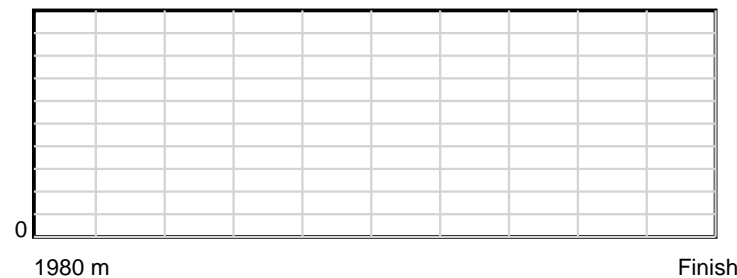
0.6 s Stride duration



20 m/sec Speed



100 % Stride efficiency



Note: Horizontal distance axis grid lines are 200m furlongs.

Disclaimer.

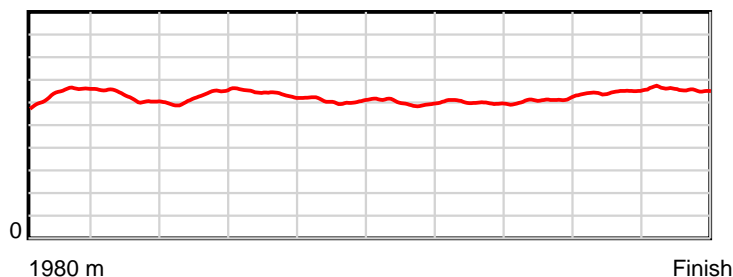
HRNZ and NZMTC and Thoroughbred Ratings Pty Ltd accepts no responsibility for the completeness or accuracy of any of the information contained herein, and makes no representations about its suitability for any particular purpose. Users should make their own judgements about those matters and/or seek independent advice. You assume all risks associated with use of the data provided on this page.

Race Results

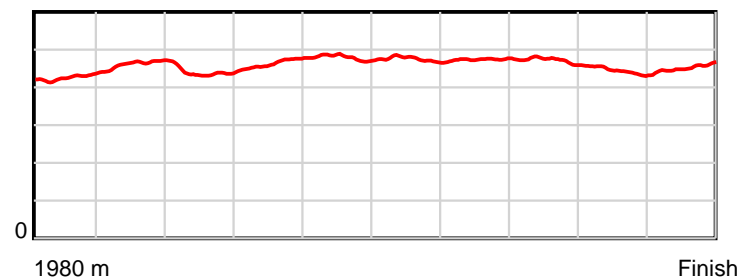
July 21, 2023, Race 5, , Distance 1980m, Addington - Survey 1980m

Result	TAB no.	Horse (Barrier)	1980 to	1800m to	1600m to	1400m to	1200m to	1000m to	800m to	600m to	400m to	200m to	Total or	Margin
3rd	5	Stephs Boy (5)	1800m	1600m	1400m	1200m	1000m	800m	600m	400m	200m	WP	Average	
		Position in running (margin)	-	1(0.0)	1(0.0)	2(1.3)	2(1.6)	2(1.8)	3(2.2)	3(2.0)	3(1.4)	3(1.4)		2.50
		Sectional time (s)	11.82	14.82	14.15	14.47	15.99	15.77	15.74	15.42	13.75	13.84		
		Cumulative time (s)	145.77	133.95	119.13	104.98	90.51	74.52	58.75	43.01	27.59	13.84	2:25.77	
		Speed (m/s)	15.22	13.50	14.13	13.82	12.51	12.68	12.71	12.97	14.55	14.45	13.58	
		Stride length (m)	6.43	6.24	6.22	6.41	5.99	6.02	6.02	6.11	6.45	6.55	6.24	
		Stride duration (s)	0.426	0.462	0.440	0.464	0.479	0.475	0.474	0.471	0.444	0.453	0.459	
		Stride efficiency (%)	64.67	60.77	60.45	64.26	56.01	56.60	56.68	58.39	65.01	67.10	60.78	
		Stride count	27.98	32.07	32.15	31.19	33.41	33.23	33.21	32.72	31.01	30.52	317.49	

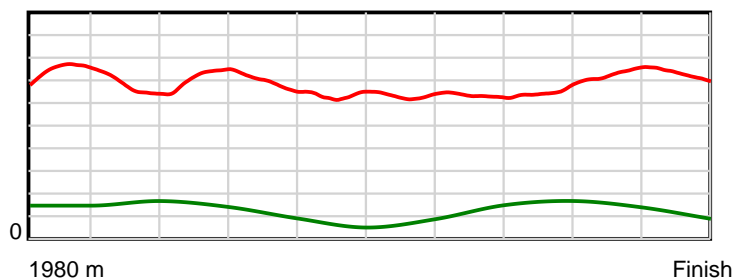
10 m Stride length



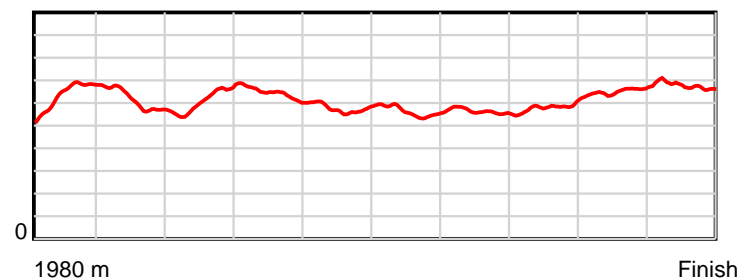
0.6 s Stride duration



20 m/sec Speed



100 % Stride efficiency



Note: Horizontal distance axis grid lines are 200m furlongs.

Disclaimer.

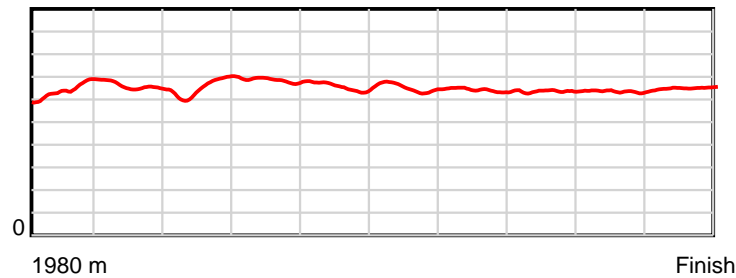
HRNZ and NZMTC and Thoroughbred Ratings Pty Ltd accepts no responsibility for the completeness or accuracy of any of the information contained herein, and makes no representations about its suitability for any particular purpose. Users should make their own judgements about those matters and/or seek independent advice. You assume all risks associated with use of the data provided on this page.

Race Results

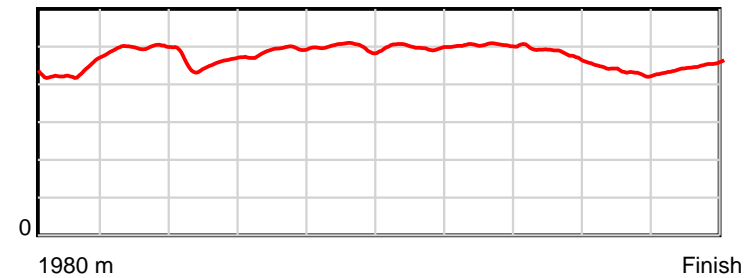
July 21, 2023, Race 5, , Distance 1980m, Addington - Survey 1980m

Result	TAB no.	Horse (Barrier)	1980 to	1800m to	1600m to	1400m to	1200m to	1000m to	800m to	600m to	400m to	200m to	Total or	Margin
4th	3	Bryce's Meddle (3)	1800m	1600m	1400m	1200m	1000m	800m	600m	400m	200m	WP	Average	
		Position in running (margin)	-	3(1.8)	4(3.9)	4(5.9)	4(5.1)	3(2.9)	2(1.6)	2(1.6)	2(0.5)	4(1.9)		2.60
		Sectional time (s)	12.27	15.17	14.28	14.27	15.60	15.50	15.77	15.34	13.97	13.62		
		Cumulative time (s)	145.79	133.52	118.35	104.07	89.80	74.20	58.70	42.93	27.59	13.62	2:25.79	
		Speed (m/s)	14.67	13.18	14.01	14.02	12.82	12.90	12.68	13.04	14.32	14.68	13.58	
		Stride length (m)	6.39	6.56	6.43	6.85	6.39	6.44	6.39	6.30	6.21	6.58	6.45	
		Stride duration (s)	0.434	0.498	0.459	0.489	0.499	0.499	0.504	0.483	0.434	0.448	0.475	
		Stride efficiency (%)	63.90	67.26	64.68	73.43	63.84	64.77	63.89	61.99	60.32	67.73	65.06	
		Stride count	28.15	30.48	31.09	29.18	31.29	31.07	31.28	31.75	32.19	30.38	306.86	

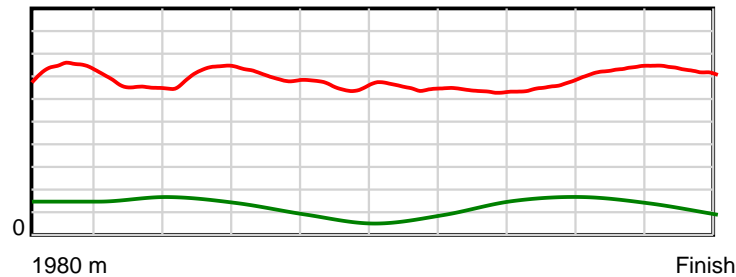
10 m Stride length



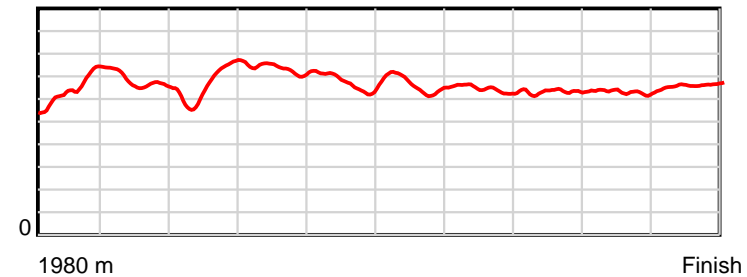
0.6 s Stride duration



20 m/sec Speed



100 % Stride efficiency



Note: Horizontal distance axis grid lines are 200m furlongs.

Disclaimer.

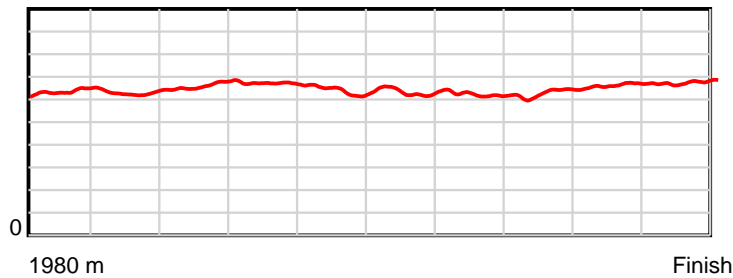
HRNZ and NZMTC and Thoroughbred Ratings Pty Ltd accepts no responsibility for the completeness or accuracy of any of the information contained herein, and makes no representations about its suitability for any particular purpose. Users should make their own judgements about those matters and/or seek independent advice. You assume all risks associated with use of the data provided on this page.

Race Results

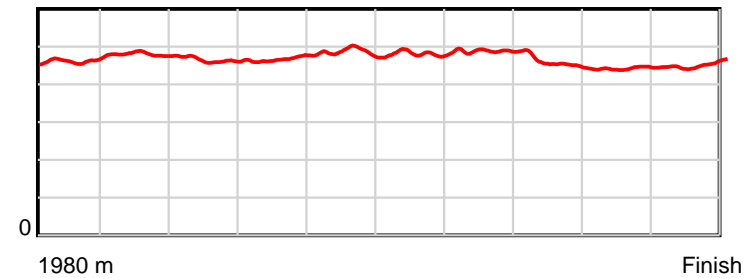
July 21, 2023, Race 5, , Distance 1980m, Addington - Survey 1980m

Result	TAB no.	Horse (Barrier)	1980 to	1800m to	1600m to	1400m to	1200m to	1000m to	800m to	600m to	400m to	200m to	Total or	Margin
5th	7	Black Mach (7)	1800m	1600m	1400m	1200m	1000m	800m	600m	400m	200m	WP	Average	
		Position in running (margin)	-	9(7.5)	9(11.3)	9(13.9)	9(11.2)	9(9.3)	8(7.2)	8(7.2)	6(3.4)	7(4.1)		2.90
		Sectional time (s)	13.14	15.46	14.37	13.97	15.65	15.35	15.77	14.88	13.86	13.40		
		Cumulative time (s)	145.85	132.71	117.25	102.88	88.91	73.26	57.91	42.14	27.26	13.40	2:25.85	
		Speed (m/s)	13.70	12.94	13.92	14.32	12.78	13.03	12.68	13.44	14.43	14.93	13.58	
		Stride length (m)	6.35	6.21	6.47	6.68	6.20	6.27	6.20	6.14	6.38	6.75	6.36	
		Stride duration (s)	0.462	0.480	0.465	0.467	0.485	0.482	0.489	0.457	0.442	0.453	0.468	
		Stride efficiency (%)	62.94	60.29	65.33	69.73	60.10	61.53	60.00	58.85	63.59	71.27	63.18	
		Stride count	28.36	32.20	30.93	29.94	32.25	31.87	32.28	32.59	31.35	29.62	311.39	

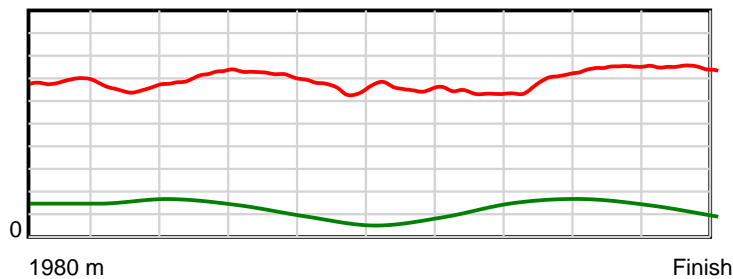
10 m Stride length



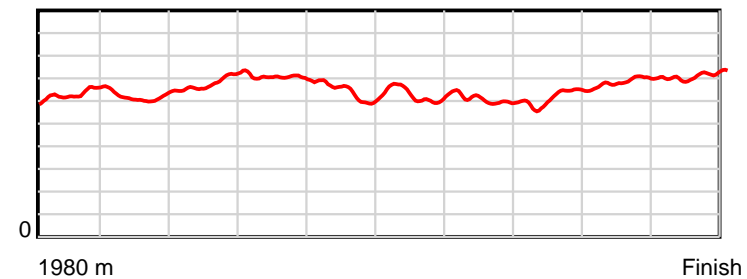
0.6 s Stride duration



20 m/sec Speed



100 % Stride efficiency



Note: Horizontal distance axis grid lines are 200m furlongs.

Disclaimer.

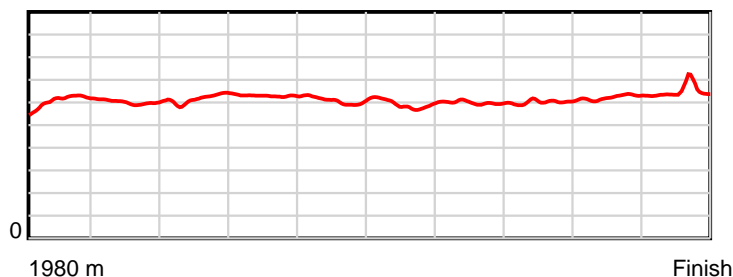
HRNZ and NZMTC and Thoroughbred Ratings Pty Ltd accepts no responsibility for the completeness or accuracy of any of the information contained herein, and makes no representations about its suitability for any particular purpose. Users should make their own judgements about those matters and/or seek independent advice. You assume all risks associated with use of the data provided on this page.

Race Results

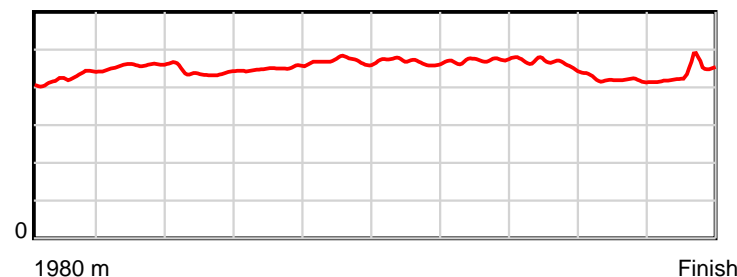
July 21, 2023, Race 5, , Distance 1980m, Addington - Survey 1980m

Result	TAB no.	Horse (Barrier)	1980 to	1800m to	1600m to	1400m to	1200m to	1000m to	800m to	600m to	400m to	200m to	Total or	Margin
6th	1	Sargent Best (1)	1800m	1600m	1400m	1200m	1000m	800m	600m	400m	200m	WP	Average	
		Position in running (margin)	-	4(4.1)	5(6.0)	6(8.5)	6(7.6)	6(5.9)	7(5.9)	7(6.0)	8(5.1)	8(4.4)		4.30
		Sectional time (s)	12.64	15.13	14.35	14.27	15.67	15.72	15.78	15.37	13.61	13.56		
		Cumulative time (s)	146.10	133.46	118.33	103.98	89.71	74.04	58.32	42.54	27.17	13.56	2:26.10	
		Speed (m/s)	14.24	13.22	13.94	14.02	12.76	12.72	12.67	13.01	14.70	14.75	13.55	
		Stride length (m)	6.13	6.04	6.14	6.31	6.00	5.96	5.98	6.04	6.17	6.44	6.12	
		Stride duration (s)	0.426	0.457	0.441	0.450	0.470	0.469	0.472	0.464	0.420	0.437	0.451	
		Stride efficiency (%)	58.67	57.09	58.98	62.16	56.16	55.57	55.83	56.99	59.57	64.90	58.49	
		Stride count	29.38	33.09	32.55	31.71	33.36	33.54	33.46	33.12	32.39	31.03	323.63	

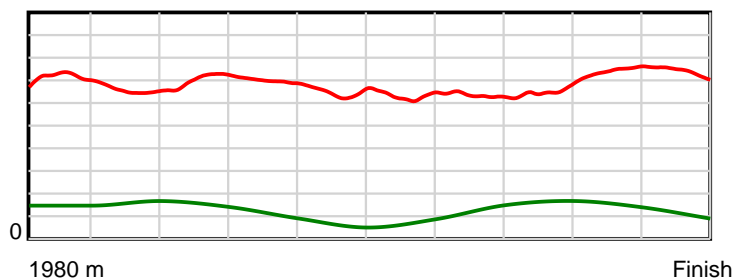
10 m Stride length



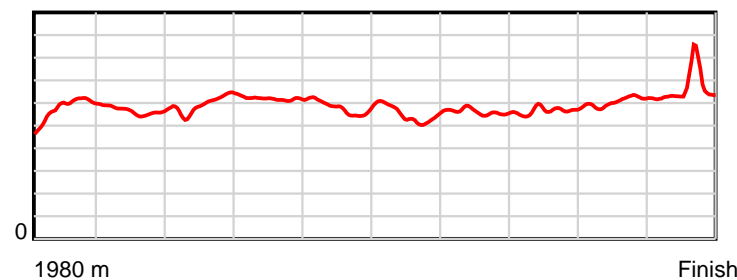
0.6 s Stride duration



20 m/sec Speed



100 % Stride efficiency



Note: Horizontal distance axis grid lines are 200m furlongs.

Disclaimer.

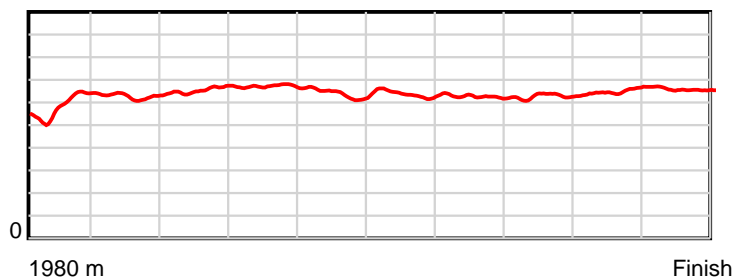
HRNZ and NZMTC and Thoroughbred Ratings Pty Ltd accepts no responsibility for the completeness or accuracy of any of the information contained herein, and makes no representations about its suitability for any particular purpose. Users should make their own judgements about those matters and/or seek independent advice. You assume all risks associated with use of the data provided on this page.

Race Results

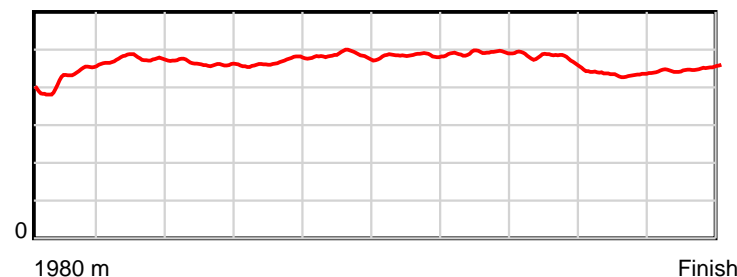
July 21, 2023, Race 5, , Distance 1980m, Addington - Survey 1980m

Result	TAB no.	Horse (Barrier)	1980 to	1800m to	1600m to	1400m to	1200m to	1000m to	800m to	600m to	400m to	200m to	Total or	Margin
7th	2	Joan's Rising ... (2)	1800m	1600m	1400m	1200m	1000m	800m	600m	400m	200m	WP	Average	
		Position in running (margin)	-	8(6.3)	8(9.7)	8(12.0)	7(9.3)	7(7.2)	6(5.3)	6(5.4)	7(4.5)	5(3.8)		4.40
		Sectional time (s)	12.87	15.39	14.33	13.96	15.61	15.40	15.79	15.37	13.61	13.78		
		Cumulative time (s)	146.11	133.24	117.85	103.52	89.56	73.95	58.55	42.76	27.39	13.78	2:26.11	
		Speed (m/s)	13.98	13.00	13.96	14.33	12.81	12.99	12.67	13.01	14.70	14.51	13.55	
		Stride length (m)	5.86	6.17	6.46	6.70	6.21	6.30	6.23	6.19	6.39	6.53	6.30	
		Stride duration (s)	0.423	0.475	0.463	0.467	0.484	0.486	0.492	0.475	0.435	0.450	0.465	
		Stride efficiency (%)	53.60	59.56	65.31	70.10	60.18	62.10	60.62	59.79	63.73	66.61	62.03	
		Stride count	30.73	32.39	30.94	29.86	32.23	31.73	32.11	32.33	31.32	30.63	314.27	

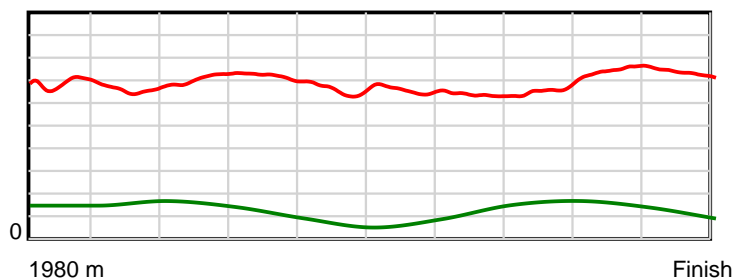
10 m Stride length



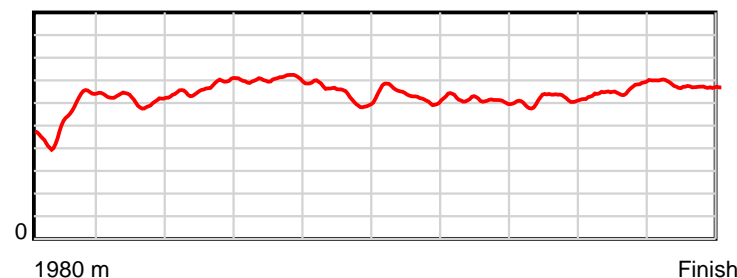
0.6 s Stride duration



20 m/sec Speed



100 % Stride efficiency



Note: Horizontal distance axis grid lines are 200m furlongs.

Disclaimer.

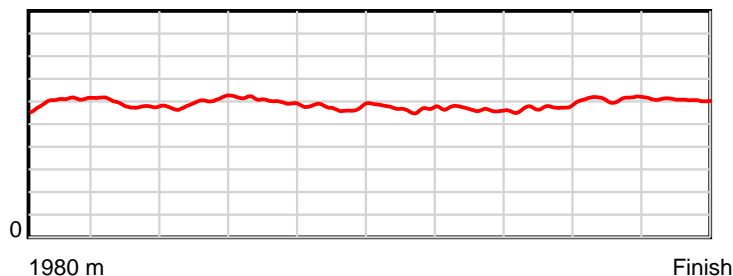
HRNZ and NZMTC and Thoroughbred Ratings Pty Ltd accepts no responsibility for the completeness or accuracy of any of the information contained herein, and makes no representations about its suitability for any particular purpose. Users should make their own judgements about those matters and/or seek independent advice. You assume all risks associated with use of the data provided on this page.

Race Results

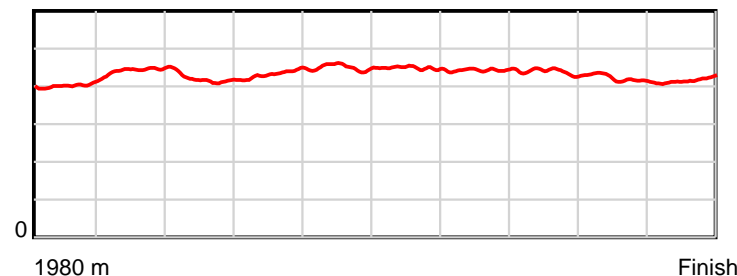
July 21, 2023, Race 5, , Distance 1980m, Addington - Survey 1980m

Result	TAB no.	Horse (Barrier)	1980 to	1800m to	1600m to	1400m to	1200m to	1000m to	800m to	600m to	400m to	200m to	Total or	Margin
8th	4	Delightful Sta... (4)	1800m	1600m	1400m	1200m	1000m	800m	600m	400m	200m	WP	Average	
		Position in running (margin)	-	2(0.7)	2(2.5)	3(3.8)	3(4.0)	4(3.6)	5(4.1)	5(3.9)	5(3.3)	6(3.9)		4.60
		Sectional time (s)	12.01	15.13	14.15	14.45	15.91	15.78	15.75	15.41	13.84	13.72		
		Cumulative time (s)	146.15	134.14	119.01	104.86	90.41	74.50	58.72	42.97	27.56	13.72	2:26.15	
		Speed (m/s)	14.98	13.22	14.13	13.84	12.57	12.67	12.70	12.98	14.45	14.58	13.55	
		Stride length (m)	6.01	5.86	5.94	6.00	5.65	5.69	5.62	5.69	6.09	6.07	5.86	
		Stride duration (s)	0.402	0.443	0.420	0.433	0.450	0.449	0.443	0.438	0.421	0.417	0.432	
		Stride efficiency (%)	56.52	53.67	55.16	56.24	49.95	50.52	49.43	50.62	57.95	57.65	53.60	
		Stride count	29.93	34.13	33.66	33.34	35.37	35.18	35.56	35.14	32.84	32.93	338.08	

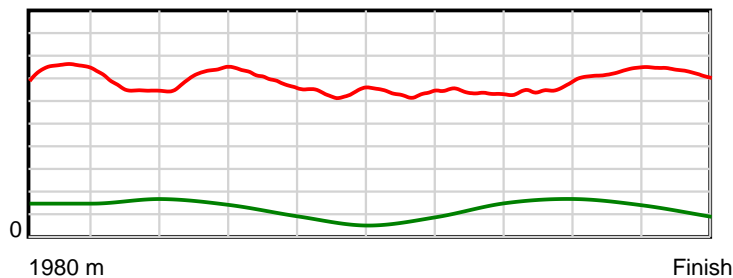
10 m Stride length



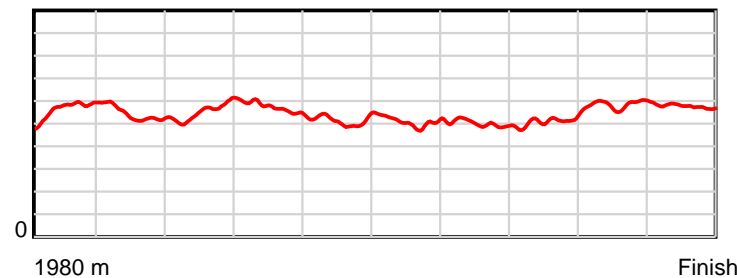
0.6 s Stride duration



20 m/sec Speed



100 % Stride efficiency



Note: Horizontal distance axis grid lines are 200m furlongs.

Disclaimer.

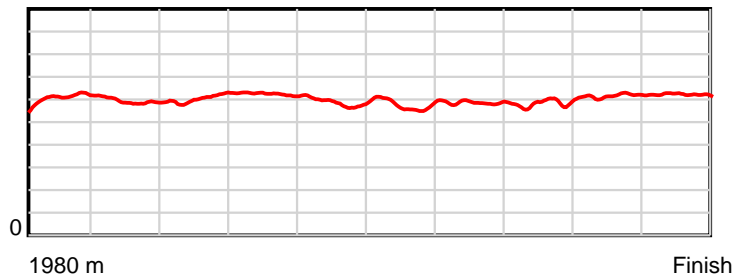
HRNZ and NZMTC and Thoroughbred Ratings Pty Ltd accepts no responsibility for the completeness or accuracy of any of the information contained herein, and makes no representations about its suitability for any particular purpose. Users should make their own judgements about those matters and/or seek independent advice. You assume all risks associated with use of the data provided on this page.

Race Results

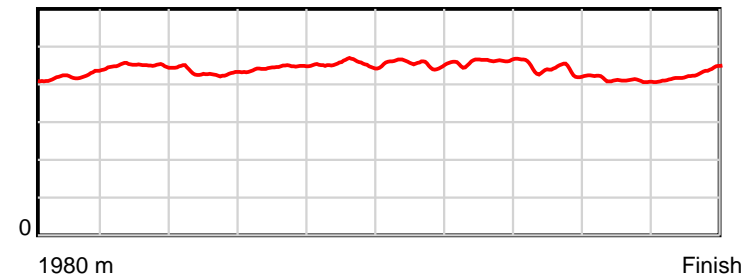
July 21, 2023, Race 5, , Distance 1980m, Addington - Survey 1980m

Result	TAB no.	Horse (Barrier)	1980 to	1800m to	1600m to	1400m to	1200m to	1000m to	800m to	600m to	400m to	200m to	Total or	Margin
9th	10	Ann Sophie (10)	1800m	1600m	1400m	1200m	1000m	800m	600m	400m	200m	WP	Average	
		Position in running (margin)	-	7(5.7)	7(7.5)	7(10.6)	8(10.0)	8(7.8)	9(8.2)	9(8.0)	10(6.2)	9(6.3)		6.80
		Sectional time (s)	12.66	15.12	14.47	14.30	15.61	15.76	15.74	15.22	13.75	13.93		
		Cumulative time (s)	146.56	133.90	118.78	104.31	90.01	74.40	58.64	42.90	27.68	13.93	2:26.56	
		Speed (m/s)	14.21	13.23	13.82	13.99	12.81	12.69	12.71	13.14	14.55	14.36	13.51	
		Stride length (m)	6.13	5.96	5.96	6.21	5.81	5.78	5.86	5.77	5.98	6.17	5.96	
		Stride duration (s)	0.422	0.450	0.431	0.444	0.454	0.455	0.461	0.439	0.411	0.430	0.441	
		Stride efficiency (%)	58.79	55.44	55.57	60.29	52.80	52.16	53.60	52.03	55.92	59.47	55.46	
		Stride count	29.35	33.58	33.54	32.20	34.41	34.62	34.15	34.66	33.43	32.42	332.36	

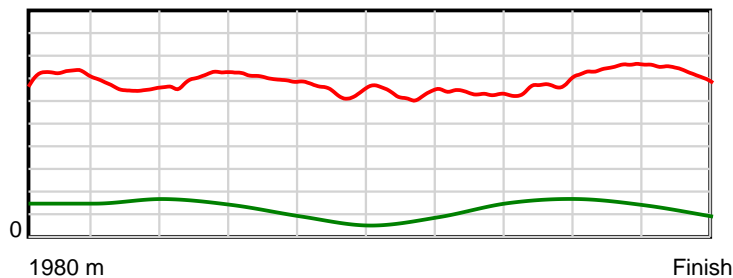
10 m Stride length



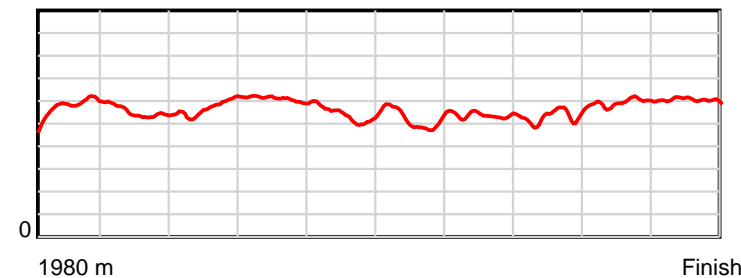
0.6 s Stride duration



20 m/sec Speed



100 % Stride efficiency



Note: Horizontal distance axis grid lines are 200m furlongs.

Disclaimer.

HRNZ and NZMTC and Thoroughbred Ratings Pty Ltd accepts no responsibility for the completeness or accuracy of any of the information contained herein, and makes no representations about its suitability for any particular purpose. Users should make their own judgements about those matters and/or seek independent advice. You assume all risks associated with use of the data provided on this page.

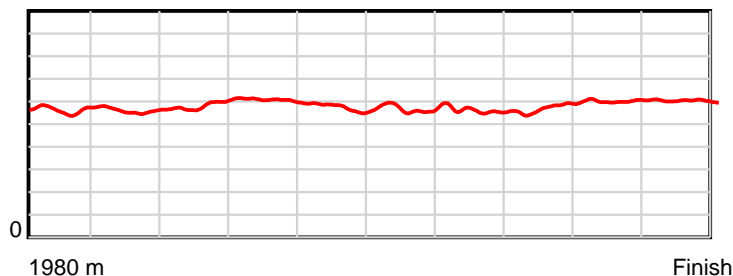


Race Results

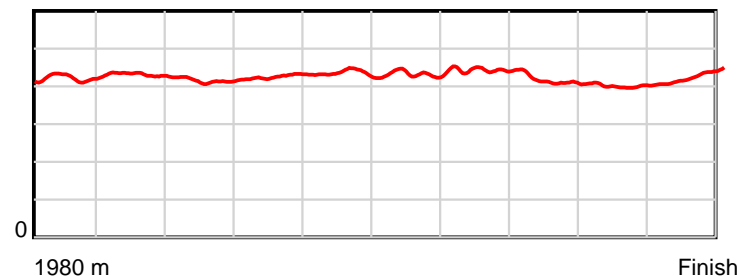
July 21, 2023, Race 5, , Distance 1980m, Addington - Survey 1980m

Result	TAB no.	Horse (Barrier)	1980 to	1800m to	1600m to	1400m to	1200m to	1000m to	800m to	600m to	400m to	200m to	Total or	Margin
10th	9	The Matriarch (9)	1800m	1600m	1400m	1200m	1000m	800m	600m	400m	200m	WP	Average	
		Position in running (margin)	-	10(9.8)	10(13.8)	10(16.6)	10(14.0)	10(11.3)	10(9.3)	10(9.6)	9(5.4)	10(6.7)		9.70
		Sectional time (s)	13.52	15.49	14.41	13.97	15.52	15.38	15.82	14.81	13.97	14.18		
		Cumulative time (s)	147.07	133.55	118.06	103.65	89.68	74.16	58.78	42.96	28.15	14.18	2:27.07	
		Speed (m/s)	13.31	12.91	13.88	14.32	12.89	13.00	12.64	13.50	14.32	14.10	13.46	
		Stride length (m)	5.62	5.57	5.77	6.09	5.60	5.63	5.61	5.61	5.75	6.02	5.72	
		Stride duration (s)	0.423	0.432	0.416	0.425	0.435	0.433	0.444	0.416	0.401	0.427	0.425	
		Stride efficiency (%)	49.39	48.50	52.03	57.99	49.09	49.54	49.17	49.19	51.58	56.71	51.20	
		Stride count	32.02	35.90	34.66	32.83	35.68	35.52	35.65	35.65	34.81	33.20	345.92	

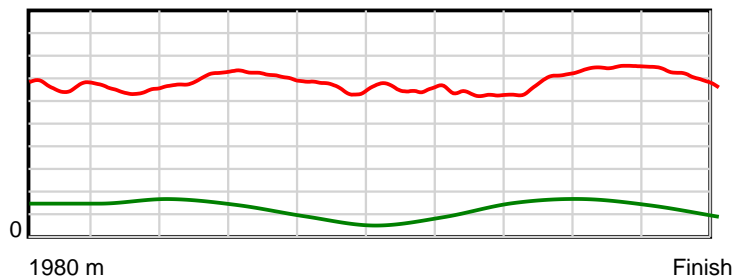
10 m Stride length



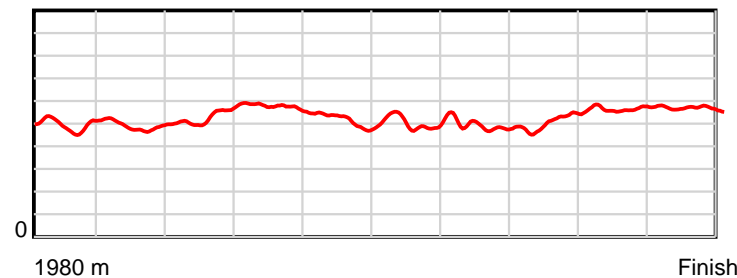
0.6 s Stride duration



20 m/sec Speed



100 % Stride efficiency



Note: Horizontal distance axis grid lines are 200m furlongs.

Disclaimer.

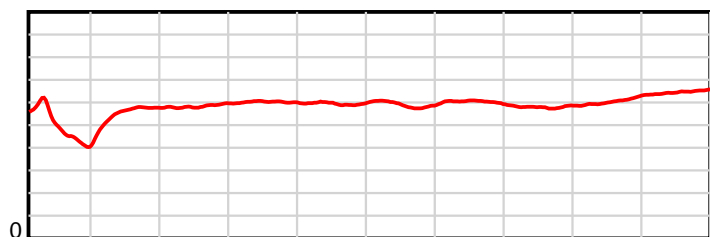
HRNZ and NZMTC and Thoroughbred Ratings Pty Ltd accepts no responsibility for the completeness or accuracy of any of the information contained herein, and makes no representations about its suitability for any particular purpose. Users should make their own judgements about those matters and/or seek independent advice. You assume all risks associated with use of the data provided on this page.

Race Results

July 21, 2023, Race 5, , Distance 1980m, Addington - Survey 1980m

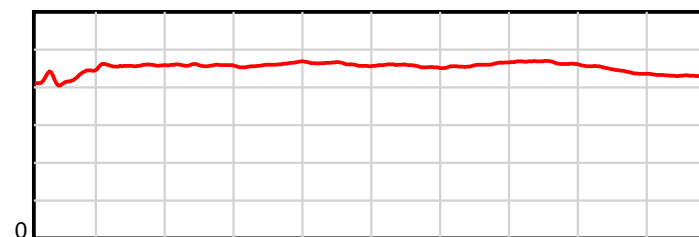
Result	TAB no.	Horse (Barrier)	1980 to	1800m to	1600m to	1400m to	1200m to	1000m to	800m to	600m to	400m to	200m to	Total or	Margin
11th	11	Aint No Angel (11)	1800m	1600m	1400m	1200m	1000m	800m	600m	400m	200m	WP	Average	
		Position in running (margin)	-	11(25.6)	11(36.5)	11(47.4)	11(52.4)	11(51.0)	11(49.5)	11(46.6)	11(49.9)	11(55.9)		50.30
		Sectional time (s)	15.94	16.63	15.76	15.24	15.73	15.47	15.28	16.07	14.74	13.52		
		Cumulative time (s)	154.38	138.44	121.81	106.05	90.81	75.08	59.61	44.33	28.26	13.52	2:34.38	
		Speed (m/s)	11.29	12.03	12.69	13.12	12.71	12.93	13.09	12.45	13.57	14.79	12.83	
		Stride length (m)	4.85	5.51	5.82	6.05	5.87	5.90	6.02	5.79	6.04	6.40	5.81	
		Stride duration (s)	0.428	0.458	0.458	0.461	0.461	0.456	0.460	0.466	0.445	0.433	0.453	
		Stride efficiency (%)	36.79	47.46	52.91	57.20	53.76	54.44	56.72	52.46	56.96	64.01	52.72	
		Stride count	37.10	36.29	34.37	33.06	34.10	33.88	33.20	34.52	33.13	31.25	340.90	

10 m Stride length



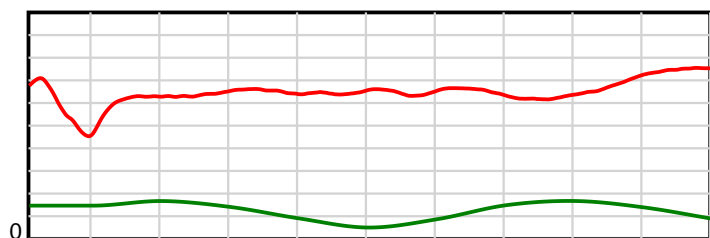
1980 m Finish

0.6 s Stride duration



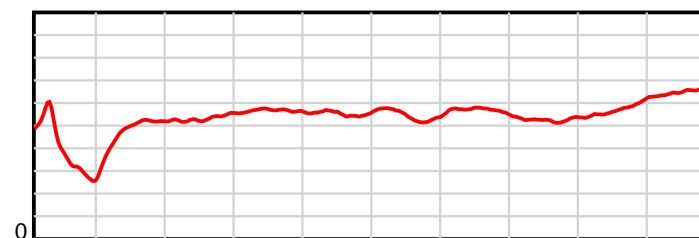
1980 m Finish

20 m/sec Speed



1980 m Finish

100 % Stride efficiency



1980 m Finish

Note: Horizontal distance axis grid lines are 200m furlongs.

Disclaimer.

HRNZ and NZMTC and Thoroughbred Ratings Pty Ltd accepts no responsibility for the completeness or accuracy of any of the information contained herein, and makes no representations about its suitability for any particular purpose. Users should make their own judgements about those matters and/or seek independent advice. You assume all risks associated with use of the data provided on this page.



Race Results



July 21, 2023, Race 6, SWEET SUCCESS WITH SWEET LOU HANDICAP PACE, Distance 2600m, Addington - Survey 3200m

Result	TAB no.	Horse (Barrier)	2600 to	2400m to
1st	7	American Me (2)	2400m	2200m
		Position in running (margin)	-	7(13.0)
		Sectional time (s)	17.44	14.29
		Cumulative time (s)	191.81	174.37
		Speed (m/s)	11.47	14.00
		Stride length (m)	6.12	6.40
		Stride duration (s)	0.442	0.457
		Stride efficiency (%)	58.52	64.04
		Stride count	32.68	31.24

Disclaimer.

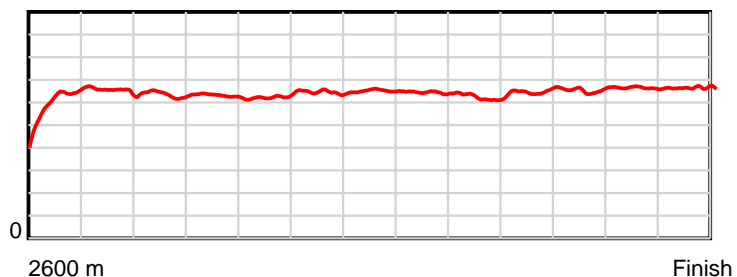
HRNZ and NZMTC and Thoroughbred Ratings Pty Ltd accepts no responsibility for the completeness or accuracy of any of the information contained herein, and makes no representations about its suitability for any particular purpose. Users should make their own judgements about those matters and/or seek independent advice. You assume all risks associated with use of the data provided on this page.

Race Results

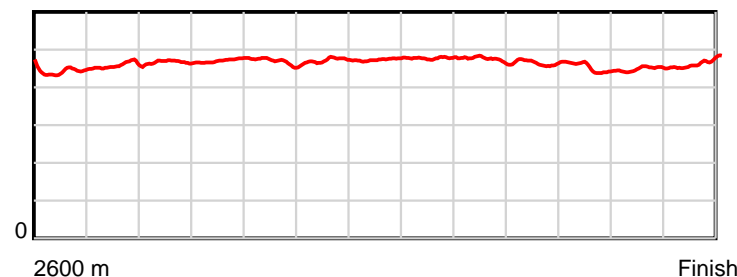
July 21, 2023, Race 6, SWEET SUCCESS WITH SWEET LOU HANDICAP PACE, Distance 2600m, Addington - Survey 3200m

Result	TAB no.	Horse (Barrier)	2200m to	2000m to	1800m to	1600m to	1400m to	1200m to	1000m to	800m to	600m to	400m to	200m to	Total or	Margin
1st	7	American Me (2)	2000m	1800m	1600m	1400m	1200m	1000m	800m	600m	400m	200m	WP	Average	
		Position in running (margin)	6(11.9)	6(11.4)	6(11.1)	6(7.7)	6(9.4)	6(8.9)	6(7.4)	6(6.4)	6(3.9)	5(3.6)	2(1.1)		0.00
		Sectional time (s)	14.65	14.92	15.24	14.96	14.30	15.00	14.98	14.29	14.02	13.96	13.76		
		Cumulative time (s)	160.08	145.43	130.51	115.27	100.31	86.01	71.01	56.03	41.74	27.72	13.76	3:11.81	
		Speed (m/s)	13.65	13.40	13.12	13.37	13.99	13.33	13.35	14.00	14.27	14.33	14.53	13.55	
		Stride length (m)	6.38	6.32	6.15	6.31	6.62	6.36	6.33	6.51	6.44	6.44	6.76	6.39	
		Stride duration (s)	0.467	0.471	0.469	0.472	0.474	0.477	0.474	0.465	0.451	0.450	0.465	0.471	
		Stride efficiency (%)	63.59	62.34	59.11	62.17	68.58	63.12	62.58	66.31	64.71	64.82	71.51	63.82	
		Stride count	31.35	31.67	32.52	31.71	30.19	31.47	31.61	30.70	31.08	31.05	29.56	406.83	

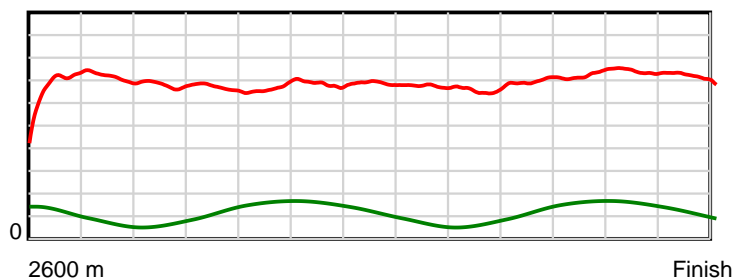
10 m Stride length



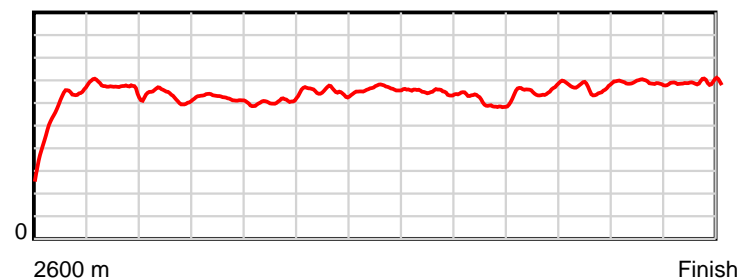
0.6 s Stride duration



20 m/sec Speed



100 % Stride efficiency



Note: Horizontal distance axis grid lines are 200m furlongs.

Disclaimer.

HRNZ and NZMTC and Thoroughbred Ratings Pty Ltd accepts no responsibility for the completeness or accuracy of any of the information contained herein, and makes no representations about its suitability for any particular purpose. Users should make their own judgements about those matters and/or seek independent advice. You assume all risks associated with use of the data provided on this page.



Race Results



July 21, 2023, Race 6, SWEET SUCCESS WITH SWEET LOU HANDICAP PACE, Distance 2600m, Addington - Survey 3200m

Result	TAB no.	Horse (Barrier)	2600 to	2400m to
2nd	9	Aardie's Expre... (1)	2400m	2200m
		Position in running (margin)	-	8(18.9)
		Sectional time (s)	18.46	14.29
		Cumulative time (s)	192.08	173.62
		Speed (m/s)	10.83	14.00
		Stride length (m)	6.09	6.18
		Stride duration (s)	0.438	0.442
		Stride efficiency (%)	58.00	59.78
		Stride count	32.83	32.34

Disclaimer.

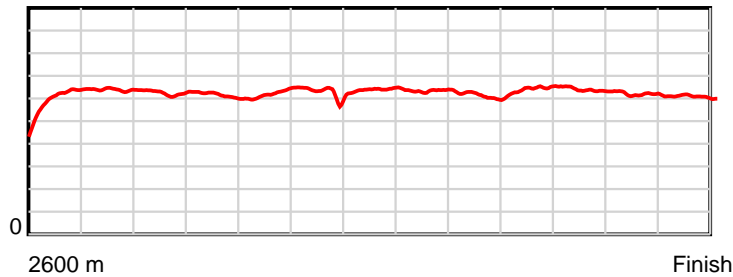
HRNZ and NZMTC and Thoroughbred Ratings Pty Ltd accepts no responsibility for the completeness or accuracy of any of the information contained herein, and makes no representations about its suitability for any particular purpose. Users should make their own judgements about those matters and/or seek independent advice. You assume all risks associated with use of the data provided on this page.

Race Results

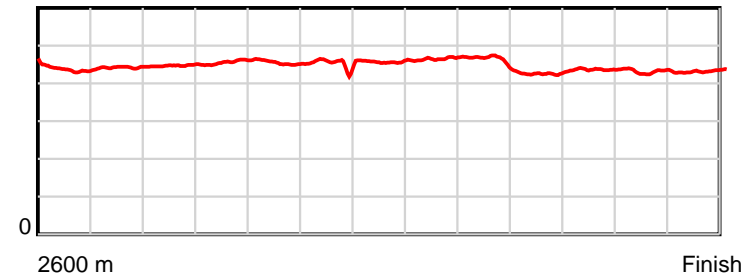
July 21, 2023, Race 6, SWEET SUCCESS WITH SWEET LOU HANDICAP PACE, Distance 2600m, Addington - Survey 3200m

Result	TAB no.	Horse (Barrier)	2200m to	2000m to	1800m to	1600m to	1400m to	1200m to	1000m to	800m to	600m to	400m to	200m to	Total or	Margin
2nd	9	Aardie's Expre... (1)	2000m	1800m	1600m	1400m	1200m	1000m	800m	600m	400m	200m	WP	Average	
		Position in running (margin)	8(17.7)	8(16.0)	8(15.5)	8(10.8)	8(12.7)	8(12.3)	8(10.6)	8(10.6)	2(1.5)	2(0.8)	1(0.0)		1.50
		Sectional time (s)	14.44	14.88	15.03	15.00	14.31	14.98	15.14	13.19	13.97	14.24	14.15		
		Cumulative time (s)	159.33	144.89	130.01	114.98	99.98	85.67	70.69	55.55	42.36	28.39	14.15	3:12.08	
		Speed (m/s)	13.85	13.44	13.31	13.33	13.98	13.35	13.21	15.16	14.32	14.04	14.13	13.54	
		Stride length (m)	6.19	6.12	6.06	6.04	6.39	6.22	6.08	6.45	6.26	6.05	6.11	6.17	
		Stride duration (s)	0.447	0.456	0.455	0.453	0.457	0.466	0.460	0.426	0.437	0.431	0.432	0.456	
		Stride efficiency (%)	59.95	58.61	57.34	57.00	63.80	60.48	57.68	65.10	61.19	57.23	58.31	59.50	
		Stride count	32.29	32.66	33.02	33.12	31.30	32.15	32.92	30.99	31.96	33.05	32.74	421.37	

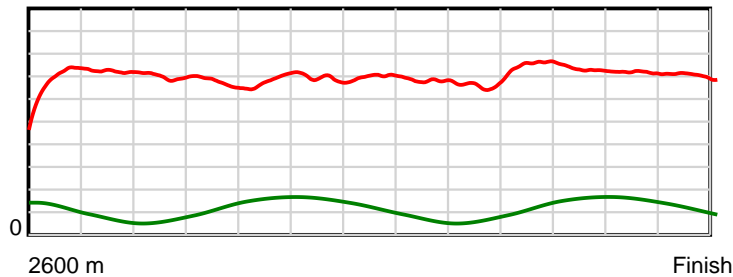
10 m Stride length



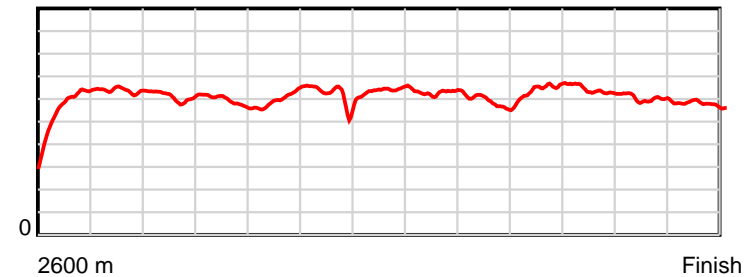
0.6 s Stride duration



20 m/sec Speed



100 % Stride efficiency



Note: Horizontal distance axis grid lines are 200m furlongs.

Disclaimer.

HRNZ and NZMTC and Thoroughbred Ratings Pty Ltd accepts no responsibility for the completeness or accuracy of any of the information contained herein, and makes no representations about its suitability for any particular purpose. Users should make their own judgements about those matters and/or seek independent advice. You assume all risks associated with use of the data provided on this page.



Race Results



July 21, 2023, Race 6, SWEET SUCCESS WITH SWEET LOU HANDICAP PACE, Distance 2600m, Addington - Survey 3200m

Result	TAB no.	Horse (Barrier)	2600 to	2400m to
3rd	4	Boudica (7)	2400m	2200m
		Position in running (margin)	-	1(0.0)
		Sectional time (s)	15.40	14.48
		Cumulative time (s)	192.11	176.71
		Speed (m/s)	12.98	13.81
		Stride length (m)	7.40	8.36
		Stride duration (s)	0.565	0.606
		Stride efficiency (%)	85.47	109.28
		Stride count	27.04	23.92

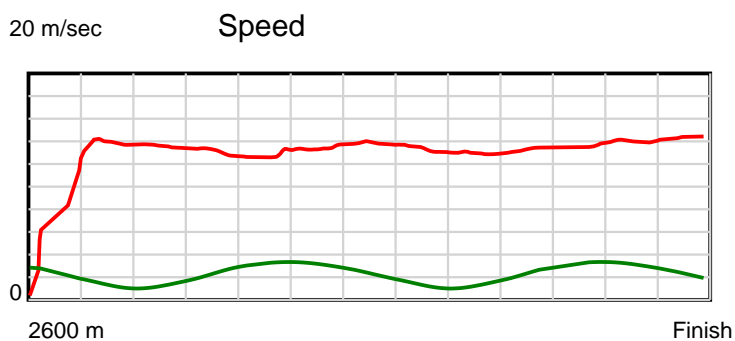
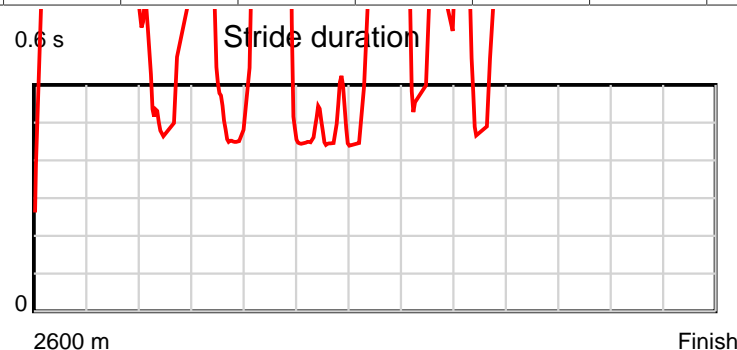
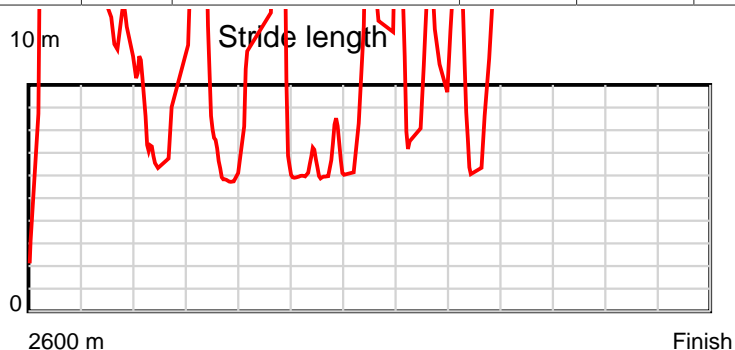
Disclaimer.

HRNZ and NZMTC and Thoroughbred Ratings Pty Ltd accepts no responsibility for the completeness or accuracy of any of the information contained herein, and makes no representations about its suitability for any particular purpose. Users should make their own judgements about those matters and/or seek independent advice. You assume all risks associated with use of the data provided on this page.

Race Results

July 21, 2023, Race 6, SWEET SUCCESS WITH SWEET LOU HANDICAP PACE, Distance 2600m, Addington - Survey 3200m

Result	TAB no.	Horse (Barrier)	2200m to	2000m to	1800m to	1600m to	1400m to	1200m to	1000m to	800m to	600m to	400m to	200m to	Total or	Margin
3rd	4	Boudica (7)	2000m	1800m	1600m	1400m	1200m	1000m	800m	600m	400m	200m	WP	Average	
		Position in running (margin)	1(0.0)	1(0.0)	2(2.0)	1(0.0)	2(1.8)	2(1.9)	2(1.9)	2(2.2)	3(1.9)	3(1.7)	3(1.8)		1.70
		Sectional time (s)	14.73	15.30	15.48	14.99	14.39	15.25	15.19	14.66	14.05	14.40	13.79		
		Cumulative time (s)	162.23	147.50	132.20	116.72	101.73	87.34	72.09	56.90	42.24	28.19	13.79	3:12.11	
		Speed (m/s)	13.58	13.07	12.92	13.34	13.90	13.11	13.17	13.64	14.23	13.89	14.50	13.53	
		Stride length (m)	9.18	7.90	7.50	6.25	11.13	8.15	8.51	17.78	16.34	13.52	12.63	9.39	
		Stride duration (s)	0.676	0.604	0.581	0.468	0.801	0.622	0.646	1.303	1.148	0.973	0.871	0.694	
		Stride efficiency (%)	131.69	97.41	87.98	60.95	193.69	103.90	113.21	493.96	417.26	285.54	249.21	137.80	
		Stride count	21.79	25.33	26.65	32.02	17.96	24.53	23.50	11.25	12.24	14.80	15.84	276.87	



Note: Horizontal distance axis grid lines are 200m furlongs.

Disclaimer.

HRNZ and NZMTC and Thoroughbred Ratings Pty Ltd accepts no responsibility for the completeness or accuracy of any of the information contained herein, and makes no representations about its suitability for any particular purpose. Users should make their own judgements about those matters and/or seek independent advice. You assume all risks associated with use of the data provided on this page.



Race Results



July 21, 2023, Race 6, SWEET SUCCESS WITH SWEET LOU HANDICAP PACE, Distance 2600m, Addington - Survey 3200m

Result	TAB no.	Horse (Barrier)	2600 to	2400m to
4th	6	Evangelist (0)	2400m	2200m
		Position in running (margin)	-	5(10.6)
		Sectional time (s)	17.10	14.34
		Cumulative time (s)	192.86	175.76
		Speed (m/s)	11.69	13.95
		Stride length (m)	5.43	6.06
		Stride duration (s)	0.421	0.435
		Stride efficiency (%)	46.15	57.42
		Stride count	36.80	32.99

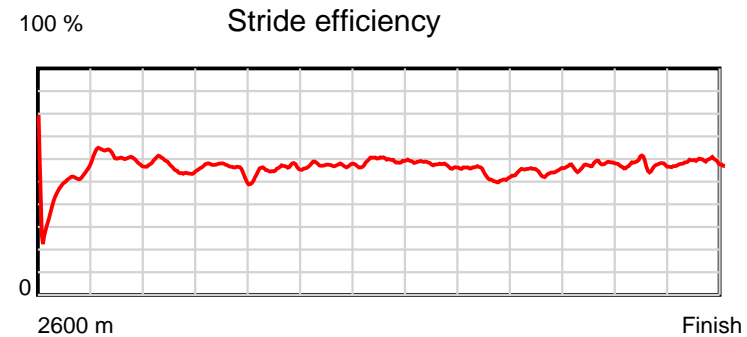
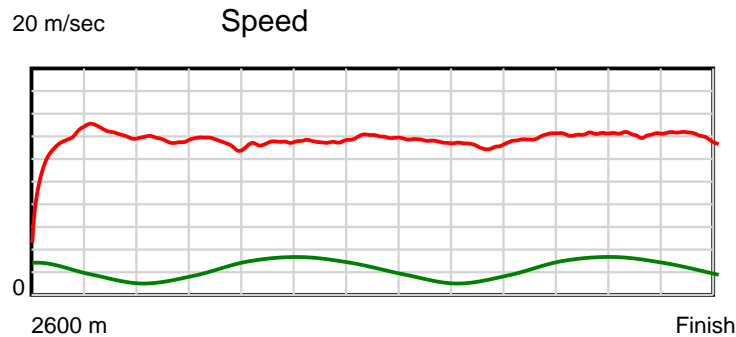
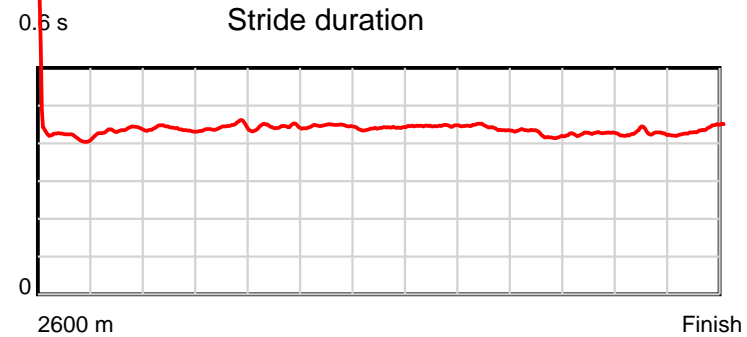
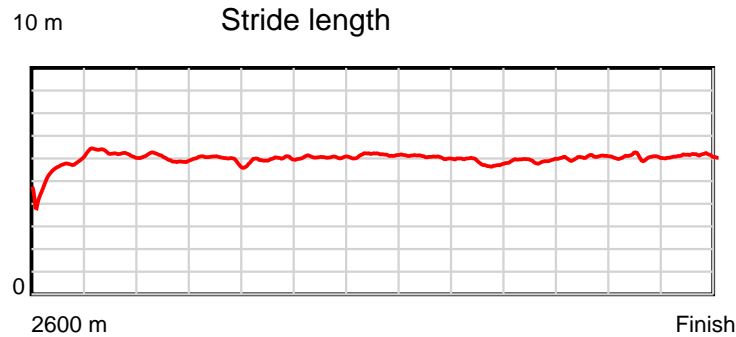
Disclaimer.

HRNZ and NZMTC and Thoroughbred Ratings Pty Ltd accepts no responsibility for the completeness or accuracy of any of the information contained herein, and makes no representations about its suitability for any particular purpose. Users should make their own judgements about those matters and/or seek independent advice. You assume all risks associated with use of the data provided on this page.

Race Results

July 21, 2023, Race 6, SWEET SUCCESS WITH SWEET LOU HANDICAP PACE, Distance 2600m, Addington - Survey 3200m

Result	TAB no.	Horse (Barrier)	2200m to	2000m to	1800m to	1600m to	1400m to	1200m to	1000m to	800m to	600m to	400m to	200m to	Total or	Margin
4th	6	Evangelist (0)	2000m	1800m	1600m	1400m	1200m	1000m	800m	600m	400m	200m	WP	Average	
		Position in running (margin)	5(9.8)	5(8.9)	5(8.4)	5(4.1)	5(6.7)	5(6.8)	4(5.2)	4(5.0)	4(2.7)	4(3.5)	5(3.9)		5.80
		Sectional time (s)	14.58	14.89	15.09	15.11	14.40	15.00	15.10	14.32	14.20	14.45	14.28		
		Cumulative time (s)	161.42	146.84	131.95	116.86	101.75	87.35	72.35	57.25	42.93	28.73	14.28	3:12.86	
		Speed (m/s)	13.72	13.43	13.25	13.24	13.89	13.33	13.25	13.97	14.08	13.84	14.01	13.48	
		Stride length (m)	6.02	5.96	5.88	5.91	6.11	5.95	5.84	5.93	6.00	5.90	6.12	5.93	
		Stride duration (s)	0.439	0.444	0.444	0.447	0.440	0.446	0.441	0.424	0.426	0.426	0.437	0.440	
		Stride efficiency (%)	56.58	55.58	53.98	54.63	58.34	55.26	53.32	54.92	56.19	54.43	58.62	54.90	
		Stride count	33.24	33.54	34.03	33.83	32.73	33.63	34.24	33.74	33.35	33.89	32.65	438.66	



Note: Horizontal distance axis grid lines are 200m furlongs.

Disclaimer.

HRNZ and NZMTC and Thoroughbred Ratings Pty Ltd accepts no responsibility for the completeness or accuracy of any of the information contained herein, and makes no representations about its suitability for any particular purpose. Users should make their own judgements about those matters and/or seek independent advice. You assume all risks associated with use of the data provided on this page.



Race Results



July 21, 2023, Race 6, SWEET SUCCESS WITH SWEET LOU HANDICAP PACE, Distance 2600m, Addington - Survey 3200m

Result	TAB no.	Horse (Barrier)	2600 to	2400m to
5th	2	Just Holla (5)	2400m	2200m
		Position in running (margin)	-	2(2.2)
		Sectional time (s)	15.63	14.46
		Cumulative time (s)	192.92	177.29
		Speed (m/s)	12.79	13.83
		Stride length (m)	5.53	6.05
		Stride duration (s)	0.428	0.437
		Stride efficiency (%)	47.81	57.24
		Stride count	36.16	33.05

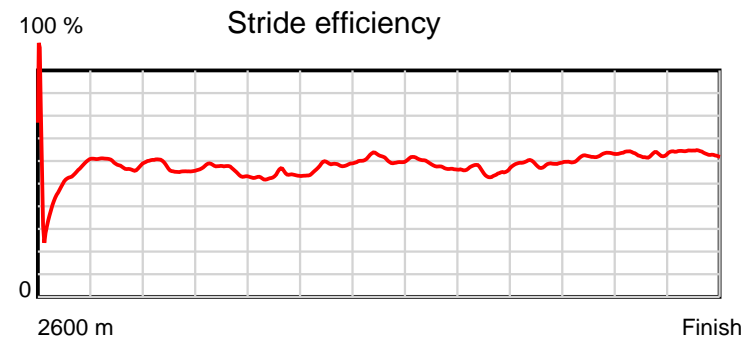
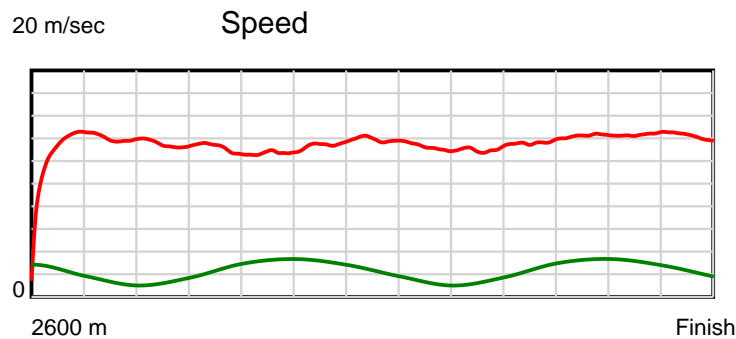
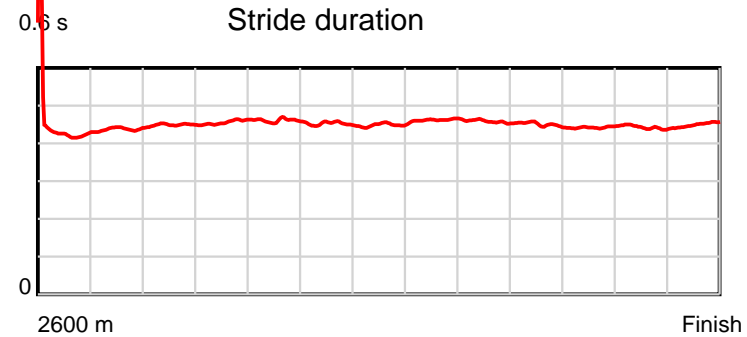
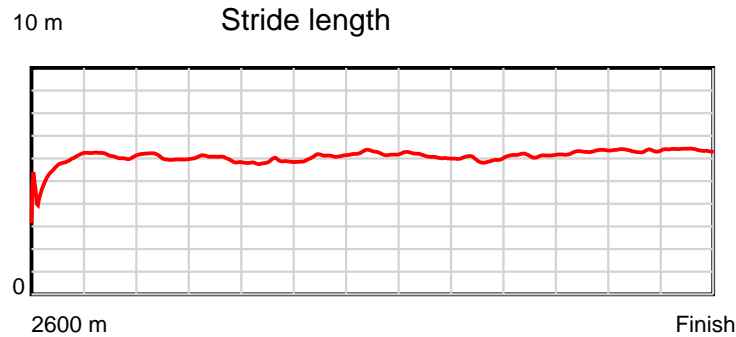
Disclaimer.

HRNZ and NZMTC and Thoroughbred Ratings Pty Ltd accepts no responsibility for the completeness or accuracy of any of the information contained herein, and makes no representations about its suitability for any particular purpose. Users should make their own judgements about those matters and/or seek independent advice. You assume all risks associated with use of the data provided on this page.

Race Results

July 21, 2023, Race 6, SWEET SUCCESS WITH SWEET LOU HANDICAP PACE, Distance 2600m, Addington - Survey 3200m

Result	TAB no.	Horse (Barrier)	2200m to	2000m to	1800m to	1600m to	1400m to	1200m to	1000m to	800m to	600m to	400m to	200m to	Total or	Margin
5th	2	Just Holla (5)	2000m	1800m	1600m	1400m	1200m	1000m	800m	600m	400m	200m	WP	Average	
		Position in running (margin)	3(2.1)	3(2.4)	3(3.8)	4(3.7)	4(6.0)	4(5.7)	5(5.5)	5(5.8)	7(5.5)	7(5.7)	7(5.3)		6.10
		Sectional time (s)	14.78	15.20	15.79	15.07	14.33	15.23	15.18	14.66	14.12	14.30	14.17		
		Cumulative time (s)	162.83	148.05	132.85	117.06	101.99	87.66	72.43	57.25	42.59	28.47	14.17	3:12.92	
		Speed (m/s)	13.53	13.16	12.67	13.27	13.96	13.13	13.18	13.64	14.16	13.99	14.11	13.48	
		Stride length (m)	6.08	6.00	5.83	5.99	6.27	6.07	6.03	6.14	6.26	6.19	6.36	6.06	
		Stride duration (s)	0.449	0.456	0.460	0.452	0.449	0.462	0.458	0.450	0.442	0.443	0.451	0.449	
		Stride efficiency (%)	57.73	56.32	53.13	56.12	61.39	57.59	56.89	58.97	61.33	59.88	63.20	57.30	
		Stride count	32.90	33.32	34.30	33.37	31.91	32.95	33.15	32.56	31.92	32.31	31.45	429.35	



Note: Horizontal distance axis grid lines are 200m furlongs.

Disclaimer.

HRNZ and NZMTC and Thoroughbred Ratings Pty Ltd accepts no responsibility for the completeness or accuracy of any of the information contained herein, and makes no representations about its suitability for any particular purpose. Users should make their own judgements about those matters and/or seek independent advice. You assume all risks associated with use of the data provided on this page.



Race Results



July 21, 2023, Race 6, SWEET SUCCESS WITH SWEET LOU HANDICAP PACE, Distance 2600m, Addington - Survey 3200m

Result	TAB no.	Horse (Barrier)	2600 to	2400m to
6th	3	Champagneandwi... (6)	2400m	2200m
		Position in running (margin)	-	3(2.6)
		Sectional time (s)	15.62	14.22
		Cumulative time (s)	193.06	177.44
		Speed (m/s)	12.80	14.06
		Stride length (m)	5.37	6.04
		Stride duration (s)	0.421	0.429
		Stride efficiency (%)	45.11	56.97
		Stride count	37.22	33.12

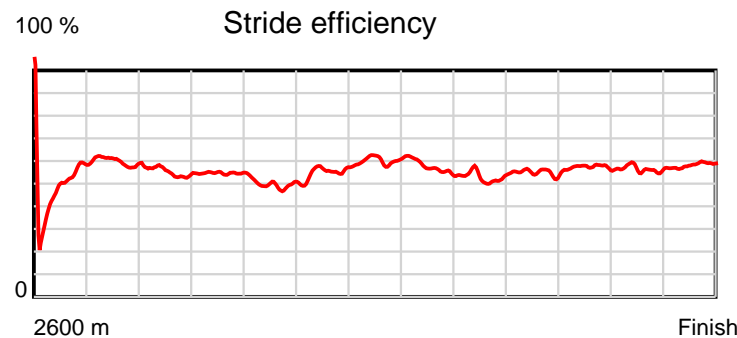
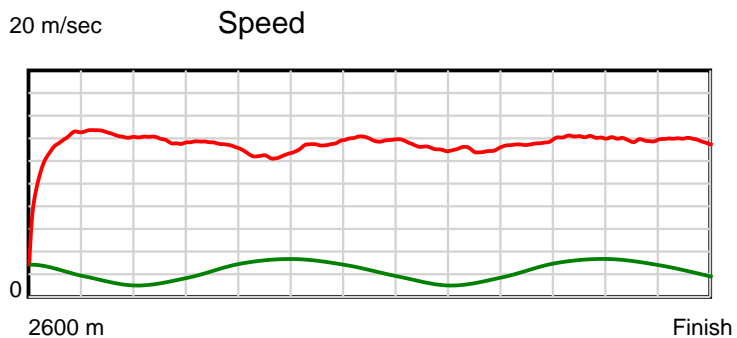
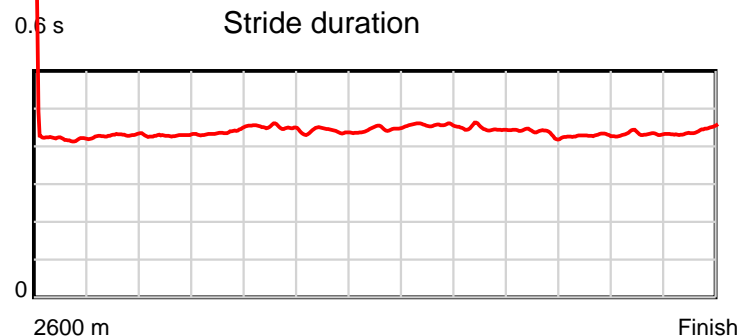
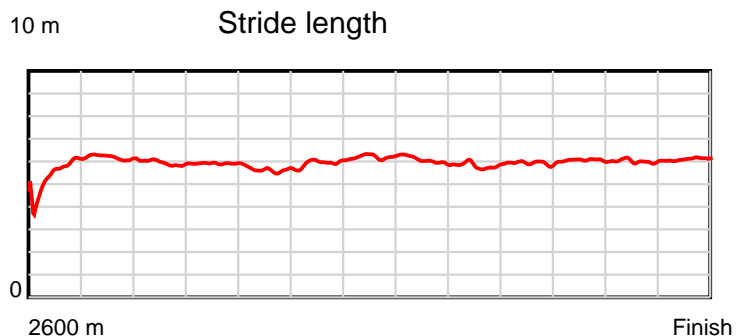
Disclaimer.

HRNZ and NZMTC and Thoroughbred Ratings Pty Ltd accepts no responsibility for the completeness or accuracy of any of the information contained herein, and makes no representations about its suitability for any particular purpose. Users should make their own judgements about those matters and/or seek independent advice. You assume all risks associated with use of the data provided on this page.

Race Results

July 21, 2023, Race 6, SWEET SUCCESS WITH SWEET LOU HANDICAP PACE, Distance 2600m, Addington - Survey 3200m

Result	TAB no.	Horse (Barrier)	2200m to	2000m to	1800m to	1600m to	1400m to	1200m to	1000m to	800m to	600m to	400m to	200m to	Total or	Margin
6th	3	Champagneandwi... (6)	2000m	1800m	1600m	1400m	1200m	1000m	800m	600m	400m	200m	WP	Average	
		Position in running (margin)	2(1.1)	2(0.3)	1(0.0)	3(1.6)	3(3.6)	3(3.7)	3(3.6)	3(3.7)	5(3.6)	6(3.7)	6(4.4)		6.90
		Sectional time (s)	14.60	14.92	16.07	15.02	14.40	15.24	15.16	14.68	14.10	14.50	14.53		
		Cumulative time (s)	163.22	148.62	133.70	117.63	102.61	88.21	72.97	57.81	43.13	29.03	14.53	3:13.06	
		Speed (m/s)	13.70	13.40	12.45	13.32	13.89	13.12	13.19	13.62	14.18	13.79	13.76	13.47	
		Stride length (m)	5.87	5.87	5.62	5.86	6.20	6.00	5.89	5.95	6.08	5.98	6.08	5.90	
		Stride duration (s)	0.428	0.438	0.451	0.440	0.446	0.457	0.447	0.437	0.429	0.433	0.442	0.438	
		Stride efficiency (%)	53.77	53.88	49.31	53.67	59.98	56.17	54.25	55.34	57.77	55.82	57.79	54.40	
		Stride count	34.10	34.06	35.60	34.13	32.28	33.36	33.94	33.61	32.89	33.46	32.89	440.66	



Note: Horizontal distance axis grid lines are 200m furlongs.

Disclaimer.

HRNZ and NZMTC and Thoroughbred Ratings Pty Ltd accepts no responsibility for the completeness or accuracy of any of the information contained herein, and makes no representations about its suitability for any particular purpose. Users should make their own judgements about those matters and/or seek independent advice. You assume all risks associated with use of the data provided on this page.



Race Results



July 21, 2023, Race 6, SWEET SUCCESS WITH SWEET LOU HANDICAP PACE, Distance 2600m, Addington - Survey 3200m

Result	TAB no.	Horse (Barrier)	2600 to	2400m to
7th	5	Deny Everythin... (3)	2400m	2200m
		Position in running (margin)	-	4(5.3)
		Sectional time (s)	15.99	14.37
		Cumulative time (s)	195.34	179.35
		Speed (m/s)	12.50	13.92
		Stride length (m)	6.41	6.94
		Stride duration (s)	0.467	0.498
		Stride efficiency (%)	64.22	75.20
		Stride count	31.20	28.83

Disclaimer.

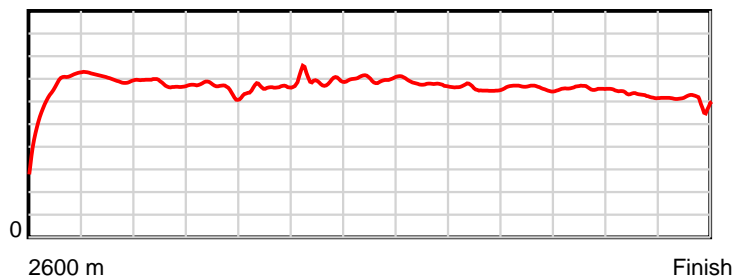
HRNZ and NZMTC and Thoroughbred Ratings Pty Ltd accepts no responsibility for the completeness or accuracy of any of the information contained herein, and makes no representations about its suitability for any particular purpose. Users should make their own judgements about those matters and/or seek independent advice. You assume all risks associated with use of the data provided on this page.

Race Results

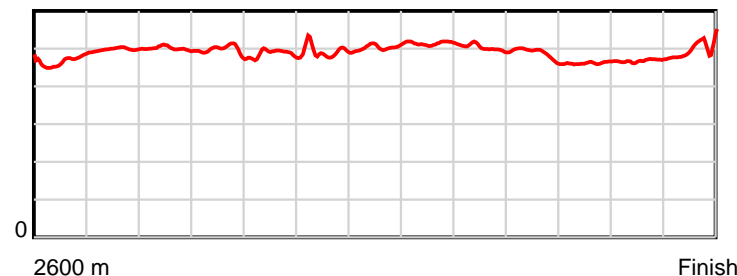
July 21, 2023, Race 6, SWEET SUCCESS WITH SWEET LOU HANDICAP PACE, Distance 2600m, Addington - Survey 3200m

Result	TAB no.	Horse (Barrier)	2200m to	2000m to	1800m to	1600m to	1400m to	1200m to	1000m to	800m to	600m to	400m to	200m to	Total or	Margin
7th	5	Deny Everythin... (3)	2000m	1800m	1600m	1400m	1200m	1000m	800m	600m	400m	200m	WP	Average	
		Position in running (margin)	4(4.6)	4(4.7)	4(5.9)	2(1.1)	1(0.0)	1(0.0)	1(0.0)	1(0.0)	1(0.0)	1(0.0)	4(3.8)		19.60
		Sectional time (s)	14.74	15.17	15.01	14.50	14.38	15.26	15.14	14.70	14.08	15.02	16.98		
		Cumulative time (s)	164.98	150.24	135.07	120.06	105.56	91.18	75.92	60.78	46.08	32.00	16.98	3:15.34	
		Speed (m/s)	13.57	13.18	13.32	13.79	13.91	13.11	13.21	13.61	14.20	13.32	11.78	13.31	
		Stride length (m)	6.79	6.54	6.49	6.77	7.02	6.73	6.63	6.61	6.57	6.23	5.90	6.57	
		Stride duration (s)	0.500	0.496	0.487	0.491	0.505	0.514	0.502	0.486	0.462	0.468	0.500	0.494	
		Stride efficiency (%)	72.02	66.82	65.73	71.58	77.04	70.82	68.61	68.28	67.38	60.69	54.31	67.51	
		Stride count	29.46	30.58	30.84	29.55	28.48	29.71	30.18	30.26	30.46	32.09	33.93	395.57	

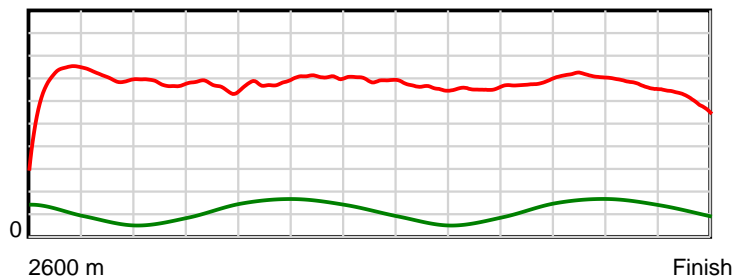
10 m Stride length



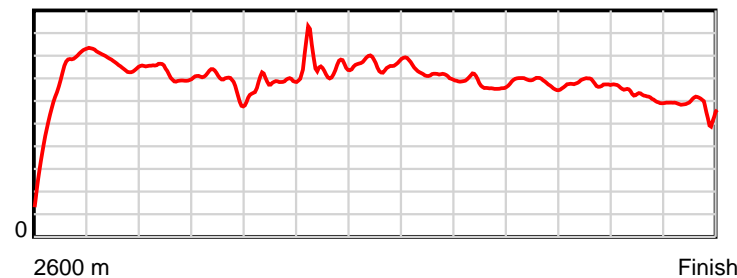
0.6 s Stride duration



20 m/sec Speed



100 % Stride efficiency



Note: Horizontal distance axis grid lines are 200m furlongs.

Disclaimer.

HRNZ and NZMTC and Thoroughbred Ratings Pty Ltd accepts no responsibility for the completeness or accuracy of any of the information contained herein, and makes no representations about its suitability for any particular purpose. Users should make their own judgements about those matters and/or seek independent advice. You assume all risks associated with use of the data provided on this page.



Race Results



July 21, 2023, Race 6, SWEET SUCCESS WITH SWEET LOU HANDICAP PACE, Distance 2600m, Addington - Survey 3200m

Result	TAB no.	Horse (Barrier)	2600 to	2400m to
8th	8	Lifes A Beach (4)	2400m	2200m
		Position in running (margin)	-	6(11.8)
		Sectional time (s)	17.15	14.68
		Cumulative time (s)	195.74	178.59
		Speed (m/s)	11.66	13.62
		Stride length (m)	5.73	5.95
		Stride duration (s)	0.414	0.436
		Stride efficiency (%)	51.38	55.23
		Stride count	34.88	33.64

Disclaimer.

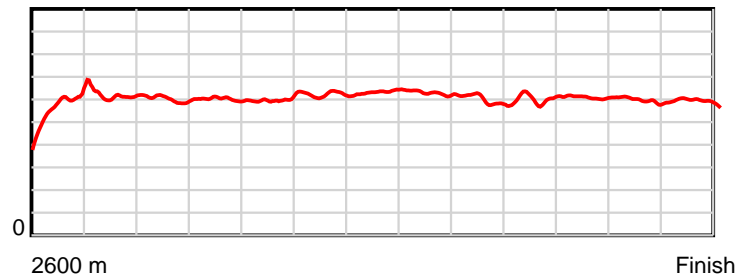
HRNZ and NZMTC and Thoroughbred Ratings Pty Ltd accepts no responsibility for the completeness or accuracy of any of the information contained herein, and makes no representations about its suitability for any particular purpose. Users should make their own judgements about those matters and/or seek independent advice. You assume all risks associated with use of the data provided on this page.

Race Results

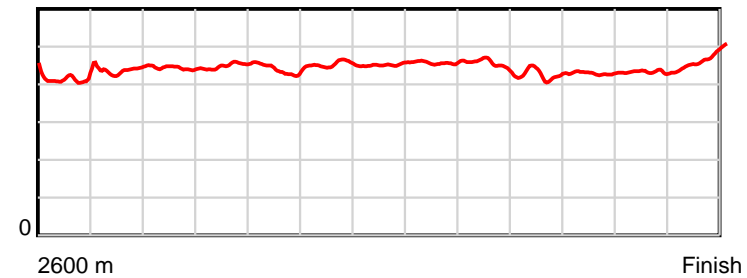
July 21, 2023, Race 6, SWEET SUCCESS WITH SWEET LOU HANDICAP PACE, Distance 2600m, Addington - Survey 3200m

Result	TAB no.	Horse (Barrier)	2200m to	2000m to	1800m to	1600m to	1400m to	1200m to	1000m to	800m to	600m to	400m to	200m to	Total or	Margin
8th	8	Lifes A Beach (4)	2000m	1800m	1600m	1400m	1200m	1000m	800m	600m	400m	200m	WP	Average	
		Position in running (margin)	7(13.0)	7(13.2)	7(13.1)	7(8.1)	7(11.2)	7(10.7)	7(9.2)	7(8.7)	8(5.7)	8(7.4)	8(11.6)		21.80
		Sectional time (s)	14.77	14.95	14.98	15.19	14.30	15.01	15.07	14.20	14.37	15.07	16.00		
		Cumulative time (s)	163.91	149.14	134.19	119.21	104.02	89.72	74.71	59.64	45.44	31.07	16.00	3:15.74	
		Speed (m/s)	13.54	13.38	13.35	13.17	13.99	13.32	13.27	14.08	13.92	13.27	12.50	13.28	
		Stride length (m)	6.01	6.01	5.87	5.97	6.33	6.10	5.97	6.01	5.98	5.75	5.91	5.96	
		Stride duration (s)	0.444	0.449	0.440	0.453	0.452	0.458	0.450	0.427	0.430	0.433	0.473	0.449	
		Stride efficiency (%)	56.40	56.42	53.90	55.62	62.58	58.12	55.77	56.49	55.85	51.58	54.53	55.59	
		Stride count	33.29	33.29	34.05	33.52	31.60	32.79	33.48	33.26	33.45	34.81	33.86	435.92	

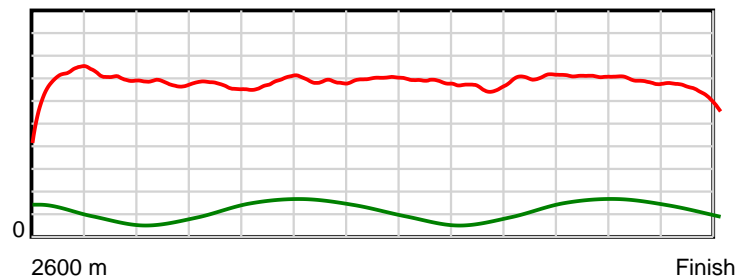
10 m Stride length



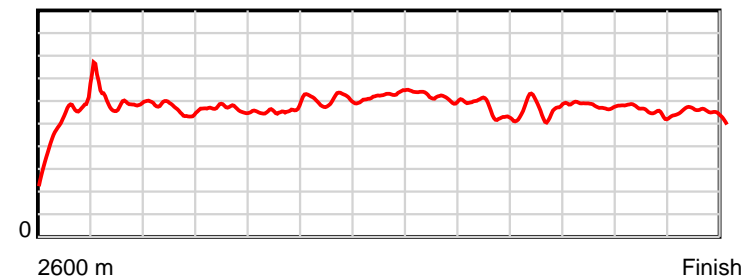
0.6 s Stride duration



20 m/sec Speed



100 % Stride efficiency



Note: Horizontal distance axis grid lines are 200m furlongs.

Disclaimer.

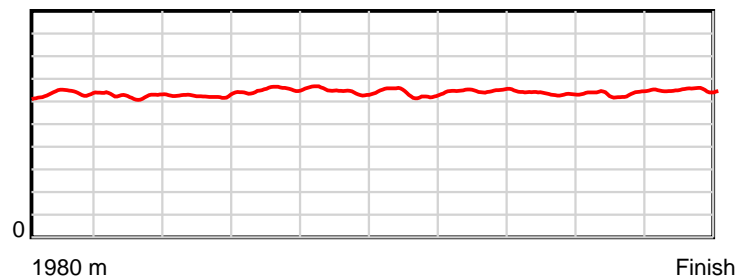
HRNZ and NZMTC and Thoroughbred Ratings Pty Ltd accepts no responsibility for the completeness or accuracy of any of the information contained herein, and makes no representations about its suitability for any particular purpose. Users should make their own judgements about those matters and/or seek independent advice. You assume all risks associated with use of the data provided on this page.

Race Results

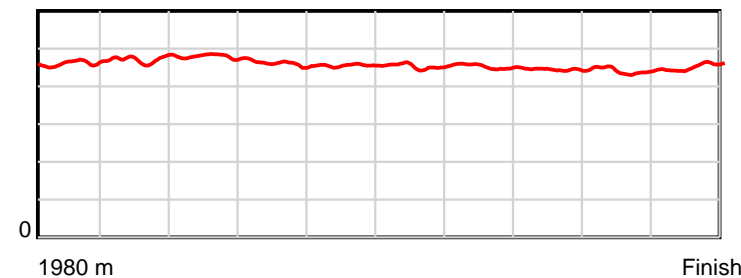
July 21, 2023, Race 7, FAHEY FENCE HIRE MOBILE PACE, Distance 1980m, Addington - Survey 1980m

Result	TAB no.	Horse (Barrier)	1980 to	1800m to	1600m to	1400m to	1200m to	1000m to	800m to	600m to	400m to	200m to	Total or	Margin
1st	5	Life Of Art (5)	1800m	1600m	1400m	1200m	1000m	800m	600m	400m	200m	WP	Average	
		Position in running (margin)	-	8(5.9)	7(9.9)	8(9.7)	4(3.9)	3(2.2)	2(1.7)	2(0.6)	2(3.3)	2(3.0)		0.00
		Sectional time (s)	13.16	15.32	15.73	14.12	14.61	14.48	14.06	14.25	14.15	13.93		
		Cumulative time (s)	143.81	130.65	115.33	99.60	85.48	70.87	56.39	42.33	28.08	13.93	2:23.81	
		Speed (m/s)	13.68	13.05	12.71	14.16	13.69	13.81	14.22	14.04	14.13	14.36	13.77	
		Stride length (m)	6.35	6.16	6.09	6.52	6.23	6.26	6.43	6.24	6.24	6.50	6.30	
		Stride duration (s)	0.461	0.472	0.479	0.460	0.455	0.453	0.452	0.444	0.441	0.453	0.457	
		Stride efficiency (%)	63.10	59.39	57.87	66.37	60.68	61.20	64.63	60.79	60.75	66.05	61.98	
		Stride count	28.33	32.44	32.86	30.69	32.10	31.96	31.10	32.07	32.08	30.76	314.39	

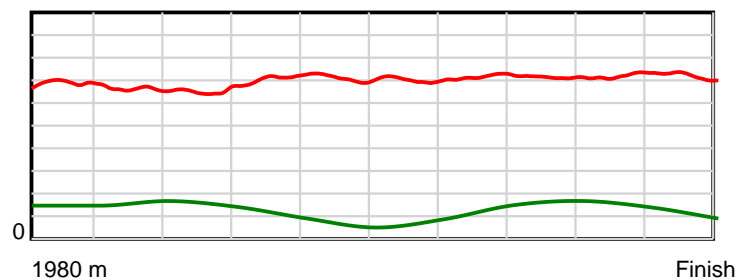
10 m Stride length



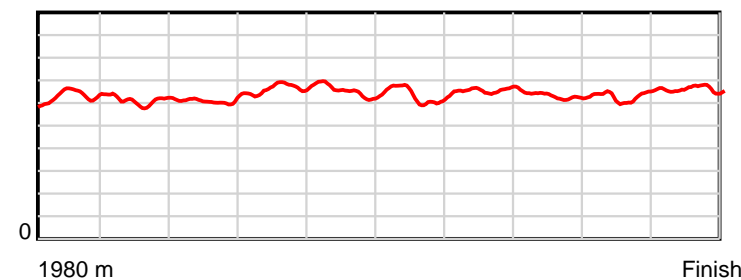
0.6 s Stride duration



20 m/sec Speed



100 % Stride efficiency



Note: Horizontal distance axis grid lines are 200m furlongs.

Disclaimer.

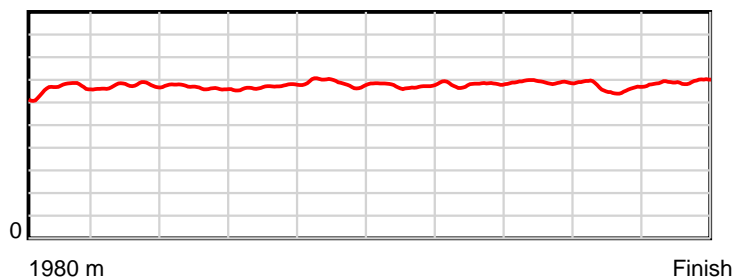
HRNZ and NZMTC and Thoroughbred Ratings Pty Ltd accepts no responsibility for the completeness or accuracy of any of the information contained herein, and makes no representations about its suitability for any particular purpose. Users should make their own judgements about those matters and/or seek independent advice. You assume all risks associated with use of the data provided on this page.

Race Results

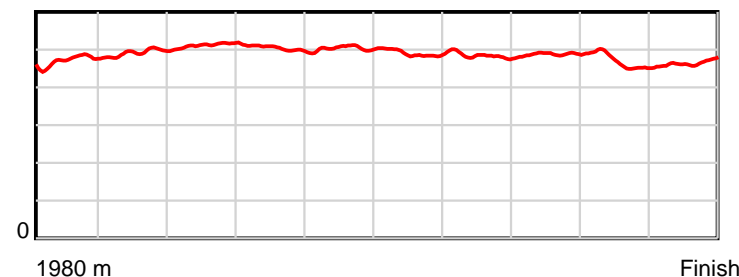
July 21, 2023, Race 7, FAHEY FENCE HIRE MOBILE PACE, Distance 1980m, Addington - Survey 1980m

Result	TAB no.	Horse (Barrier)	1980 to	1800m to	1600m to	1400m to	1200m to	1000m to	800m to	600m to	400m to	200m to	Total or	Margin
2nd	3	Step It Up A N... (3)	1800m	1600m	1400m	1200m	1000m	800m	600m	400m	200m	WP	Average	
		Position in running (margin)	-	6(4.7)	4(5.0)	3(3.9)	5(4.0)	4(3.6)	5(3.2)	7(3.7)	6(6.1)	4(7.2)		1.80
		Sectional time (s)	12.90	14.70	15.59	15.12	14.82	14.49	14.31	14.22	14.39	13.59		
		Cumulative time (s)	144.13	131.23	116.53	100.94	85.82	71.00	56.51	42.20	27.98	13.59	2:24.13	
		Speed (m/s)	13.95	13.61	12.83	13.23	13.50	13.80	13.98	14.06	13.90	14.72	13.74	
		Stride length (m)	6.61	6.69	6.57	6.67	6.79	6.76	6.76	6.86	6.51	6.85	6.71	
		Stride duration (s)	0.473	0.492	0.512	0.504	0.503	0.490	0.484	0.488	0.468	0.466	0.488	
		Stride efficiency (%)	68.36	69.94	67.43	69.48	72.06	71.43	71.47	73.53	66.25	73.42	70.30	
		Stride count	27.21	29.89	30.45	29.99	29.45	29.58	29.57	29.16	30.72	29.18	295.20	

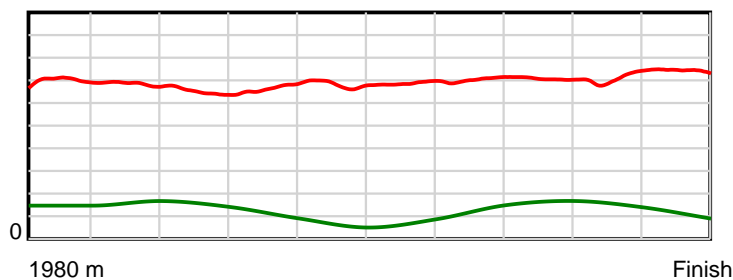
10 m Stride length



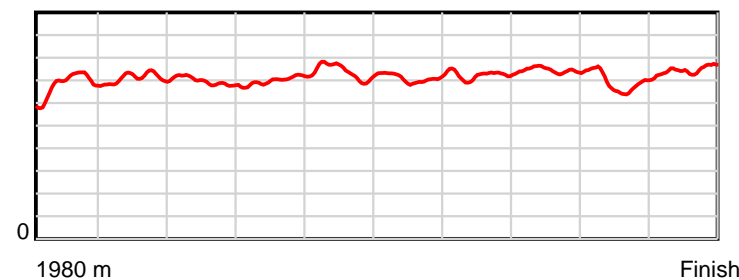
0.6 s Stride duration



20 m/sec Speed



100 % Stride efficiency



Note: Horizontal distance axis grid lines are 200m furlongs.

Disclaimer.

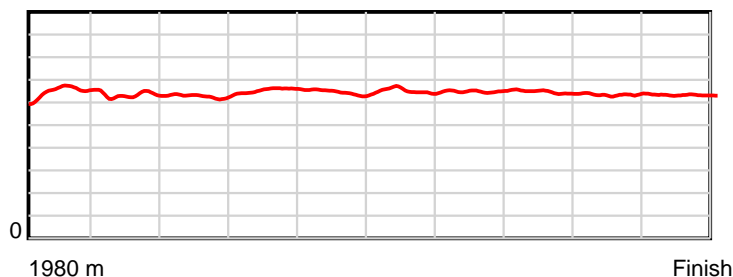
HRNZ and NZMTC and Thoroughbred Ratings Pty Ltd accepts no responsibility for the completeness or accuracy of any of the information contained herein, and makes no representations about its suitability for any particular purpose. Users should make their own judgements about those matters and/or seek independent advice. You assume all risks associated with use of the data provided on this page.

Race Results

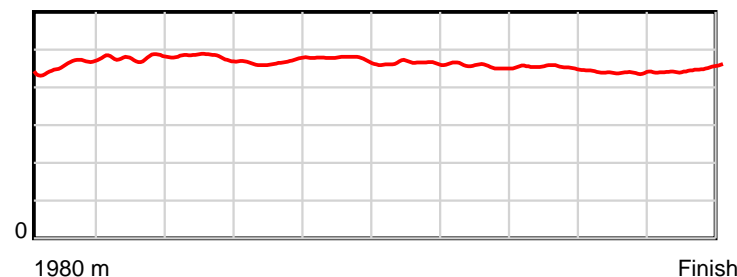
July 21, 2023, Race 7, FAHEY FENCE HIRE MOBILE PACE, Distance 1980m, Addington - Survey 1980m

Result	TAB no.	Horse (Barrier)	1980 to	1800m to	1600m to	1400m to	1200m to	1000m to	800m to	600m to	400m to	200m to	Total or	Margin
3rd	7	Willison (7)	1800m	1600m	1400m	1200m	1000m	800m	600m	400m	200m	WP	Average	
		Position in running (margin)	-	5(3.3)	6(8.0)	7(7.8)	3(3.4)	6(4.2)	6(3.6)	5(2.4)	4(5.1)	3(5.6)		3.80
		Sectional time (s)	12.53	15.43	15.74	14.37	15.02	14.47	14.04	14.27	14.27	14.36		
		Cumulative time (s)	144.50	131.97	116.54	100.80	86.43	71.41	56.94	42.90	28.63	14.36	2:24.50	
		Speed (m/s)	14.36	12.96	12.71	13.92	13.32	13.82	14.25	14.02	14.02	13.93	13.70	
		Stride length (m)	6.51	6.21	6.11	6.51	6.33	6.42	6.50	6.36	6.15	6.25	6.33	
		Stride duration (s)	0.460	0.479	0.481	0.468	0.475	0.464	0.456	0.453	0.439	0.448	0.462	
		Stride efficiency (%)	66.32	60.29	58.31	66.22	62.53	64.39	65.93	63.15	59.09	60.95	62.59	
		Stride count	27.63	32.20	32.74	30.72	31.62	31.16	30.79	31.46	32.52	32.02	312.86	

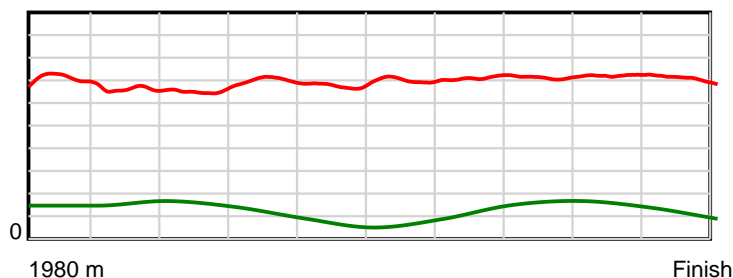
10 m Stride length



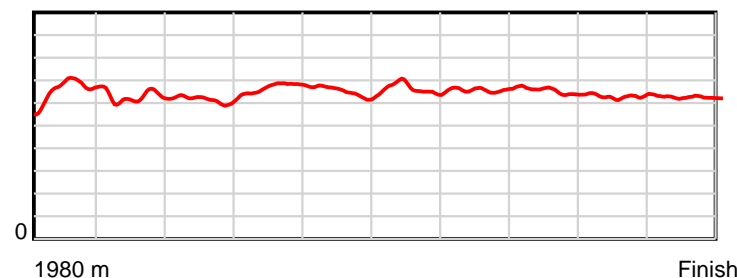
0.6 s Stride duration



20 m/sec Speed



100 % Stride efficiency



Note: Horizontal distance axis grid lines are 200m furlongs.

Disclaimer.

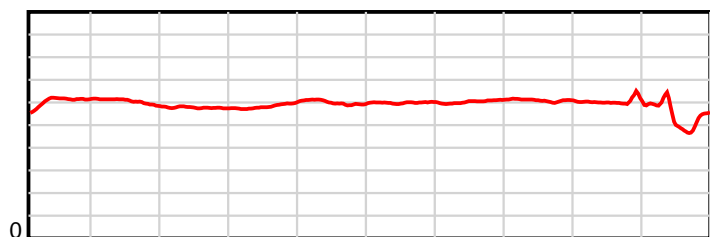
HRNZ and NZMTC and Thoroughbred Ratings Pty Ltd accepts no responsibility for the completeness or accuracy of any of the information contained herein, and makes no representations about its suitability for any particular purpose. Users should make their own judgements about those matters and/or seek independent advice. You assume all risks associated with use of the data provided on this page.

Race Results

July 21, 2023, Race 7, FAHEY FENCE HIRE MOBILE PACE, Distance 1980m, Addington - Survey 1980m

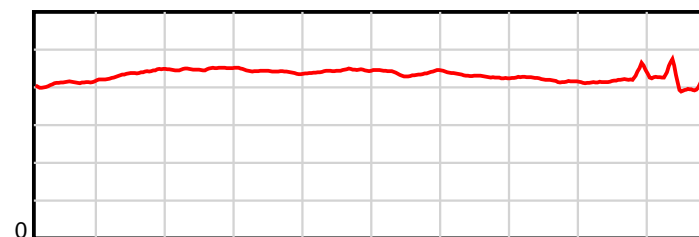
Result	TAB no.	Horse (Barrier)	1980 to	1800m to	1600m to	1400m to	1200m to	1000m to	800m to	600m to	400m to	200m to	Total or	Margin
4th	1	South Seas Roc... (1)	1800m	1600m	1400m	1200m	1000m	800m	600m	400m	200m	WP	Average	
		Position in running (margin)	-	1(0.0)	1(0.0)	1(0.0)	1(0.0)	1(0.0)	1(0.0)	1(0.0)	1(0.0)	1(0.0)		5.80
		Sectional time (s)	12.23	14.65	15.77	15.10	14.89	14.56	14.24	13.82	14.20	15.39		
		Cumulative time (s)	144.85	132.62	117.97	102.20	87.10	72.21	57.65	43.41	29.59	15.39	2:24.85	
		Speed (m/s)	14.72	13.65	12.68	13.25	13.43	13.74	14.04	14.47	14.08	13.00	13.67	
		Stride length (m)	6.11	5.97	5.69	5.85	5.97	6.02	6.03	6.08	5.91	5.46	5.90	
		Stride duration (s)	0.411	0.437	0.449	0.442	0.444	0.438	0.429	0.420	0.420	0.420	0.432	
		Stride efficiency (%)	58.25	55.70	50.65	53.46	55.62	56.59	56.88	57.77	54.64	46.60	54.41	
		Stride count	29.48	33.50	35.13	34.20	33.52	33.24	33.15	32.89	33.82	36.62	335.55	

10 m Stride length



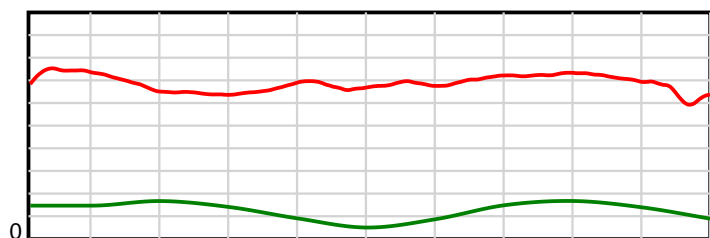
1980 m Finish

0.6 s Stride duration



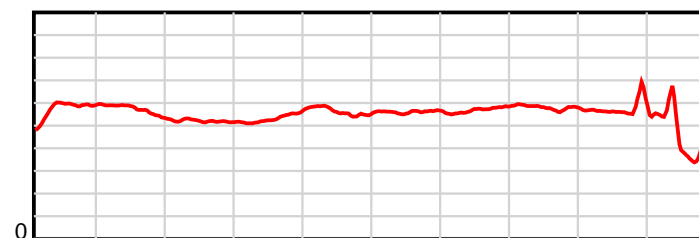
1980 m Finish

20 m/sec Speed



1980 m Finish

100 % Stride efficiency



1980 m Finish

Note: Horizontal distance axis grid lines are 200m furlongs.

Disclaimer.

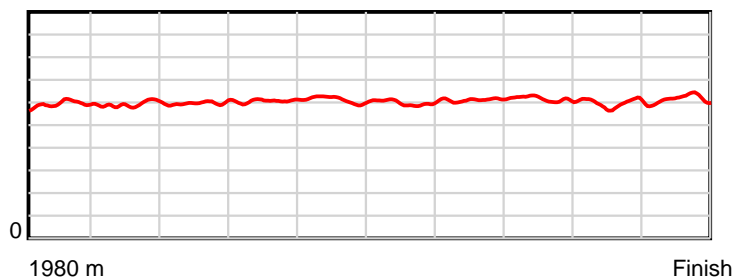
HRNZ and NZMTC and Thoroughbred Ratings Pty Ltd accepts no responsibility for the completeness or accuracy of any of the information contained herein, and makes no representations about its suitability for any particular purpose. Users should make their own judgements about those matters and/or seek independent advice. You assume all risks associated with use of the data provided on this page.

Race Results

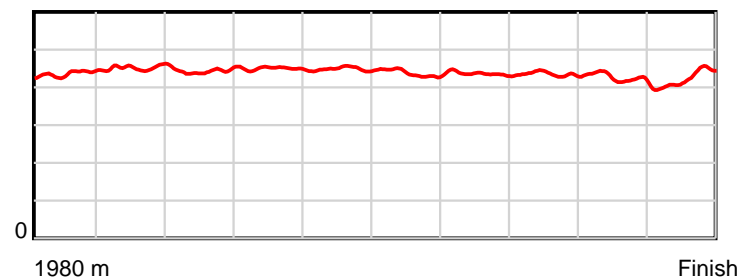
July 21, 2023, Race 7, FAHEY FENCE HIRE MOBILE PACE, Distance 1980m, Addington - Survey 1980m

Result	TAB no.	Horse (Barrier)	1980 to	1800m to	1600m to	1400m to	1200m to	1000m to	800m to	600m to	400m to	200m to	Total or	Margin
5th	6	Warloch (6)	1800m	1600m	1400m	1200m	1000m	800m	600m	400m	200m	WP	Average	
		Position in running (margin)	-	9(6.5)	8(12.2)	5(7.5)	7(5.8)	7(5.3)	8(5.4)	9(5.5)	8(7.8)	7(9.1)		5.80
		Sectional time (s)	13.24	15.60	14.99	14.82	14.81	14.57	14.25	14.20	14.42	13.96		
		Cumulative time (s)	144.86	131.62	116.02	101.03	86.21	71.40	56.83	42.58	28.38	13.96	2:24.86	
		Speed (m/s)	13.59	12.82	13.34	13.50	13.50	13.73	14.04	14.08	13.87	14.33	13.67	
		Stride length (m)	5.96	5.80	5.91	6.07	6.06	6.00	6.12	6.12	5.88	6.11	6.00	
		Stride duration (s)	0.437	0.452	0.443	0.449	0.448	0.437	0.436	0.435	0.424	0.426	0.439	
		Stride efficiency (%)	55.48	52.58	54.64	57.51	57.31	56.28	58.61	58.56	54.06	58.27	56.28	
		Stride count	30.21	34.48	33.82	32.97	33.03	33.33	32.66	32.67	34.00	32.75	329.92	

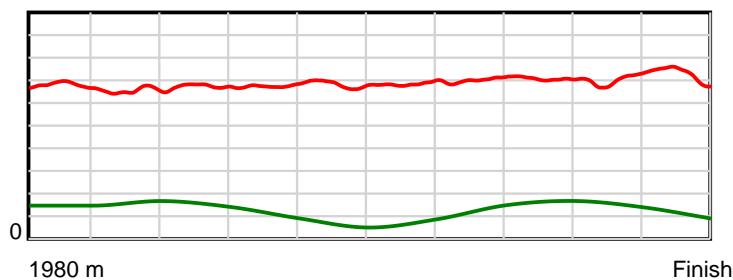
10 m Stride length



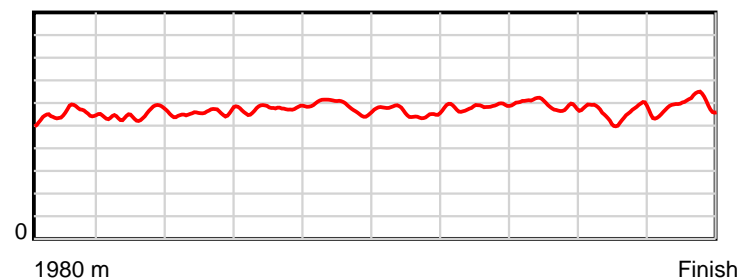
0.6 s Stride duration



20 m/sec Speed



100 % Stride efficiency



Note: Horizontal distance axis grid lines are 200m furlongs.

Disclaimer.

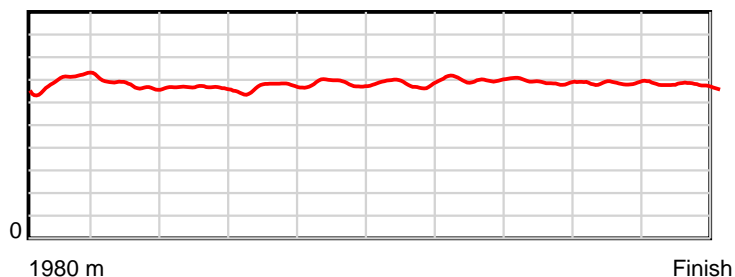
HRNZ and NZMTC and Thoroughbred Ratings Pty Ltd accepts no responsibility for the completeness or accuracy of any of the information contained herein, and makes no representations about its suitability for any particular purpose. Users should make their own judgements about those matters and/or seek independent advice. You assume all risks associated with use of the data provided on this page.

Race Results

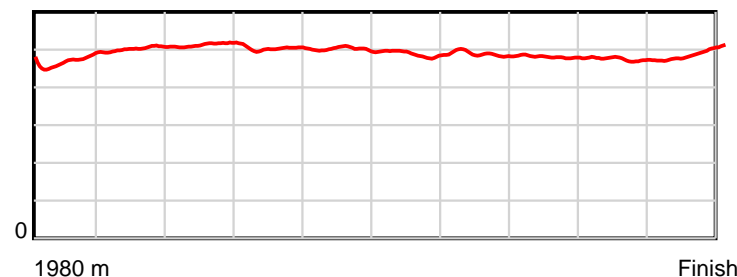
July 21, 2023, Race 7, FAHEY FENCE HIRE MOBILE PACE, Distance 1980m, Addington - Survey 1980m

Result	TAB no.	Horse (Barrier)	1980 to	1800m to	1600m to	1400m to	1200m to	1000m to	800m to	600m to	400m to	200m to	Total or	Margin
6th	9	Harrison (9)	1800m	1600m	1400m	1200m	1000m	800m	600m	400m	200m	WP	Average	
		Position in running (margin)	-	2(0.0)	3(4.3)	4(5.8)	6(5.5)	9(6.6)	9(5.4)	8(4.0)	7(6.9)	6(9.1)		8.40
		Sectional time (s)	12.16	15.36	16.03	15.04	15.07	14.37	14.01	14.29	14.57	14.43		
		Cumulative time (s)	145.33	133.17	117.81	101.78	86.74	71.67	57.30	43.29	29.00	14.43	2:25.33	
		Speed (m/s)	14.80	13.02	12.48	13.30	13.27	13.92	14.28	14.00	13.73	13.86	13.62	
		Stride length (m)	6.95	6.54	6.41	6.68	6.65	6.79	6.97	6.72	6.50	6.83	6.70	
		Stride duration (s)	0.470	0.502	0.513	0.502	0.501	0.488	0.488	0.480	0.473	0.493	0.492	
		Stride efficiency (%)	75.39	66.86	64.12	69.67	69.11	72.10	75.95	70.67	65.97	72.93	70.08	
		Stride count	25.91	30.58	31.22	29.95	30.07	29.44	28.69	29.74	30.78	29.28	295.66	

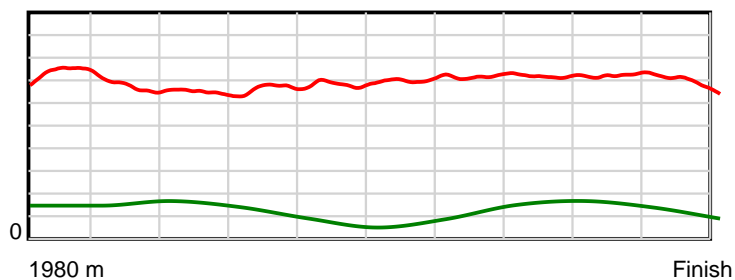
10 m Stride length



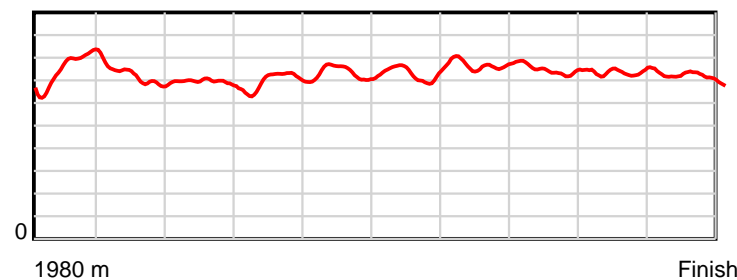
0.6 s Stride duration



20 m/sec Speed



100 % Stride efficiency



Note: Horizontal distance axis grid lines are 200m furlongs.

Disclaimer.

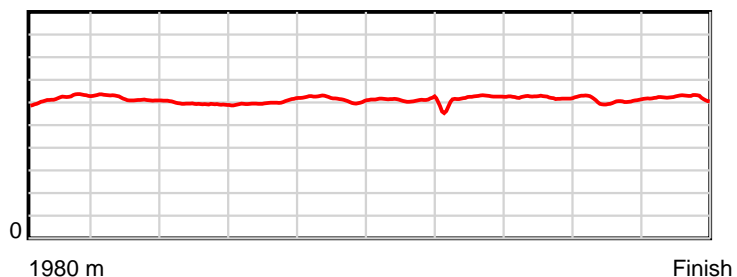
HRNZ and NZMTC and Thoroughbred Ratings Pty Ltd accepts no responsibility for the completeness or accuracy of any of the information contained herein, and makes no representations about its suitability for any particular purpose. Users should make their own judgements about those matters and/or seek independent advice. You assume all risks associated with use of the data provided on this page.

Race Results

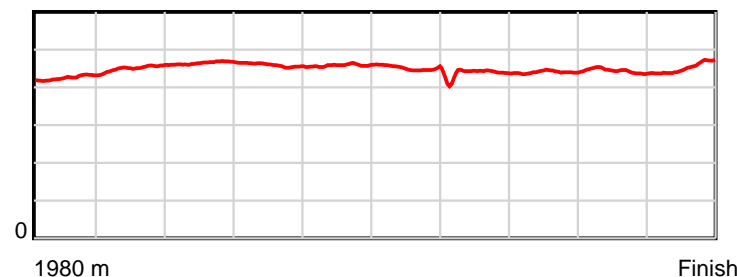
July 21, 2023, Race 7, FAHEY FENCE HIRE MOBILE PACE, Distance 1980m, Addington - Survey 1980m

Result	TAB no.	Horse (Barrier)	1980 to	1800m to	1600m to	1400m to	1200m to	1000m to	800m to	600m to	400m to	200m to	Total or	Margin
7th	2	Ultimate Bird (2)	1800m	1600m	1400m	1200m	1000m	800m	600m	400m	200m	WP	Average	
		Position in running (margin)	-	4(2.4)	2(2.2)	2(1.6)	2(2.1)	2(1.9)	3(1.9)	4(1.9)	3(4.2)	5(7.8)		9.00
		Sectional time (s)	12.72	14.60	15.68	15.18	14.86	14.56	14.24	14.20	14.80	14.60		
		Cumulative time (s)	145.44	132.72	118.12	102.44	87.26	72.40	57.84	43.60	29.40	14.60	2:25.44	
		Speed (m/s)	14.15	13.70	12.76	13.18	13.46	13.74	14.04	14.08	13.51	13.70	13.61	
		Stride length (m)	6.21	6.19	5.93	6.05	6.17	6.20	6.11	6.20	6.00	6.22	6.13	
		Stride duration (s)	0.426	0.452	0.465	0.459	0.458	0.451	0.435	0.440	0.444	0.454	0.450	
		Stride efficiency (%)	60.32	59.88	54.92	57.17	59.48	60.04	58.41	60.06	56.31	60.42	58.64	
		Stride count	28.97	32.31	33.74	33.07	32.42	32.27	32.71	32.26	33.32	32.16	323.23	

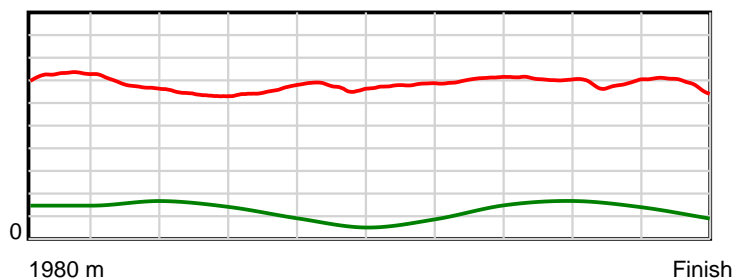
10 m Stride length



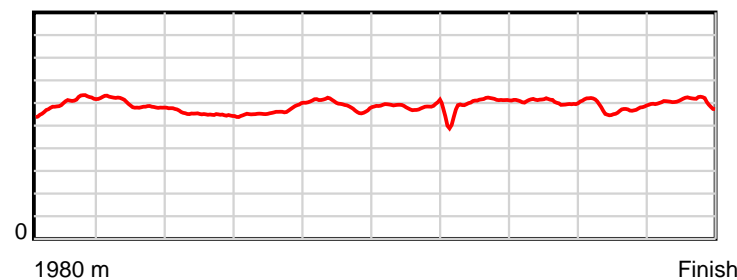
0.6 s Stride duration



20 m/sec Speed



100 % Stride efficiency



Note: Horizontal distance axis grid lines are 200m furlongs.

Disclaimer.

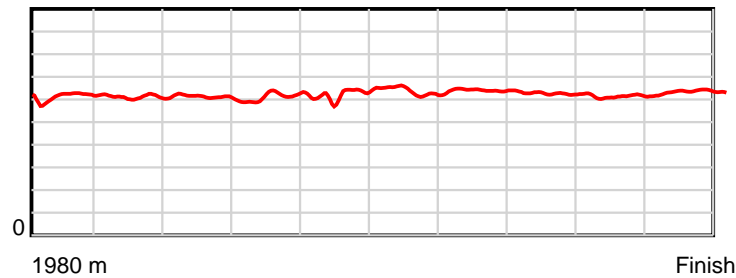
HRNZ and NZMTC and Thoroughbred Ratings Pty Ltd accepts no responsibility for the completeness or accuracy of any of the information contained herein, and makes no representations about its suitability for any particular purpose. Users should make their own judgements about those matters and/or seek independent advice. You assume all risks associated with use of the data provided on this page.

Race Results

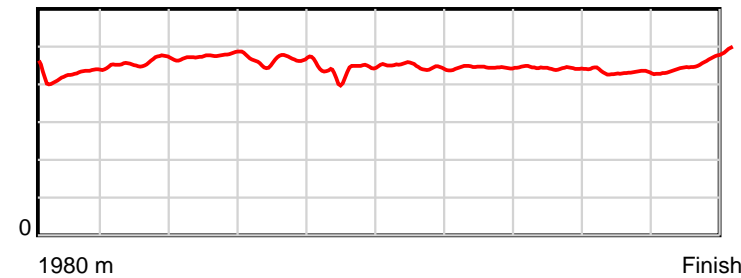
July 21, 2023, Race 7, FAHEY FENCE HIRE MOBILE PACE, Distance 1980m, Addington - Survey 1980m

Result	TAB no.	Horse (Barrier)	1980 to	1800m to	1600m to	1400m to	1200m to	1000m to	800m to	600m to	400m to	200m to	Total or	Margin
8th	4	Adesanya (4)	1800m	1600m	1400m	1200m	1000m	800m	600m	400m	200m	WP	Average	
		Position in running (margin)	-	3(2.1)	5(6.5)	6(7.5)	9(7.4)	8(6.2)	7(5.0)	6(3.2)	9(8.0)	9(10.4)		10.80
		Sectional time (s)	12.50	15.38	15.94	15.07	14.69	14.36	13.94	14.62	14.60	14.65		
		Cumulative time (s)	145.75	133.25	117.87	101.93	86.86	72.17	57.81	43.87	29.25	14.65	2:25.75	
		Speed (m/s)	14.40	13.00	12.55	13.27	13.61	13.93	14.35	13.68	13.70	13.65	13.58	
		Stride length (m)	6.12	5.97	5.97	6.17	5.95	6.22	6.40	6.06	5.89	6.35	6.11	
		Stride duration (s)	0.424	0.459	0.476	0.465	0.437	0.446	0.446	0.443	0.430	0.465	0.449	
		Stride efficiency (%)	58.48	55.66	55.77	59.46	55.40	60.41	63.93	57.38	54.23	63.06	58.25	
		Stride count	29.42	33.51	33.48	32.42	33.59	32.17	31.27	33.00	33.95	31.48	324.29	

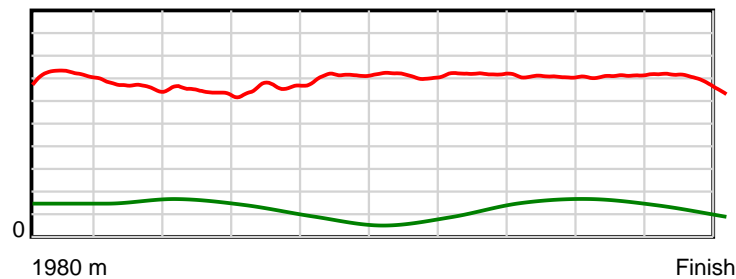
10 m Stride length



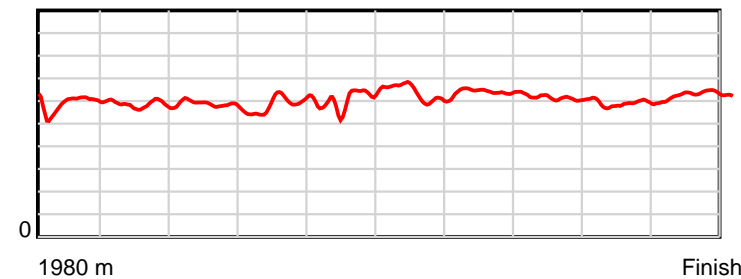
0.6 s Stride duration



20 m/sec Speed



100 % Stride efficiency



Note: Horizontal distance axis grid lines are 200m furlongs.

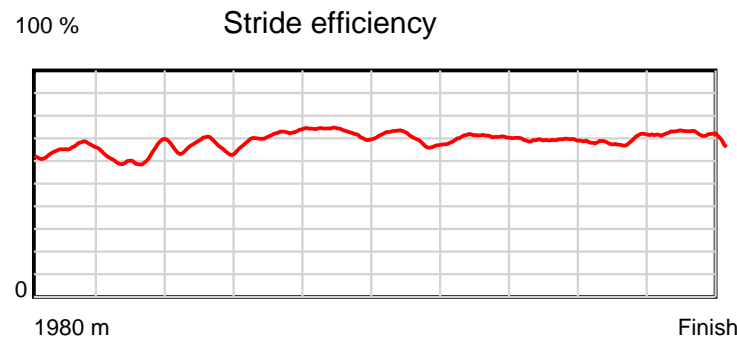
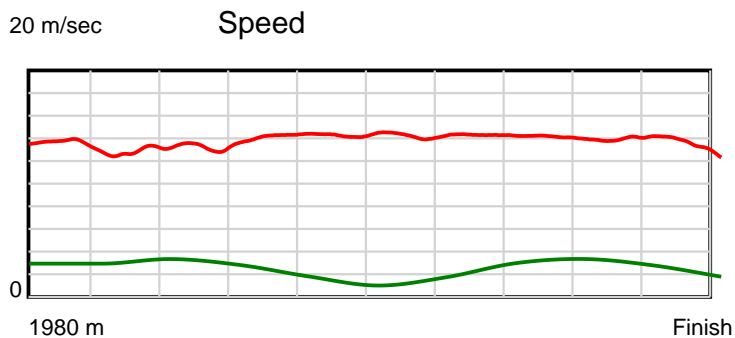
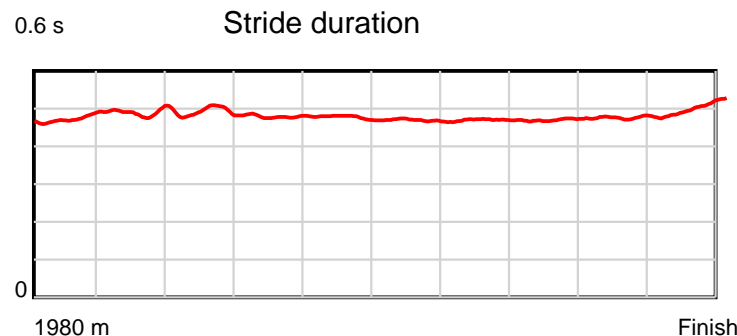
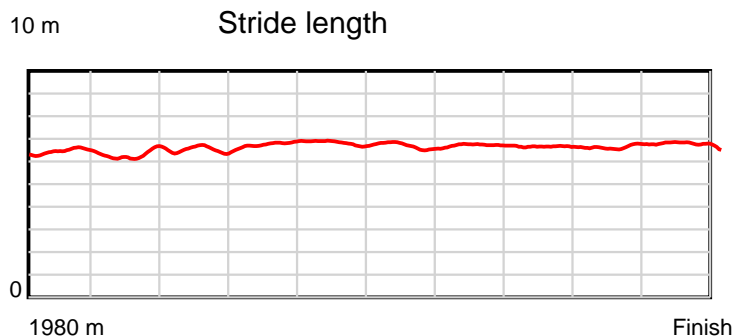
Disclaimer.

HRNZ and NZMTC and Thoroughbred Ratings Pty Ltd accepts no responsibility for the completeness or accuracy of any of the information contained herein, and makes no representations about its suitability for any particular purpose. Users should make their own judgements about those matters and/or seek independent advice. You assume all risks associated with use of the data provided on this page.

Race Results

July 21, 2023, Race 7, FAHEY FENCE HIRE MOBILE PACE, Distance 1980m, Addington - Survey 1980m

Result	TAB no.	Horse (Barrier)	1980 to	1800m to	1600m to	1400m to	1200m to	1000m to	800m to	600m to	400m to	200m to	Total or	Margin
9th	8	Casino Action (8)	1800m	1600m	1400m	1200m	1000m	800m	600m	400m	200m	WP	Average	
		Position in running (margin)	-	7(5.8)	9(13.9)	9(12.0)	8(5.8)	5(3.9)	4(2.7)	3(1.4)	5(5.6)	8(10.3)		12.60
		Sectional time (s)	13.13	16.00	15.45	14.07	14.57	14.35	14.03	14.52	14.98	14.98		
		Cumulative time (s)	146.08	132.95	116.95	101.50	87.43	72.86	58.51	44.48	29.96	14.98	2:26.08	
		Speed (m/s)	13.71	12.50	12.94	14.21	13.73	13.94	14.26	13.77	13.35	13.35	13.55	
		Stride length (m)	6.49	6.14	6.36	6.82	6.54	6.53	6.71	6.48	6.36	6.76	6.51	
		Stride duration (s)	0.473	0.491	0.491	0.479	0.476	0.469	0.470	0.470	0.476	0.507	0.480	
		Stride efficiency (%)	65.77	58.83	63.17	72.58	66.82	66.68	70.29	65.54	63.20	71.45	66.25	
		Stride count	27.74	32.60	31.46	29.35	30.59	30.62	29.82	30.88	31.45	29.58	304.09	



Note: Horizontal distance axis grid lines are 200m furlongs.

Disclaimer.

HRNZ and NZMTC and Thoroughbred Ratings Pty Ltd accepts no responsibility for the completeness or accuracy of any of the information contained herein, and makes no representations about its suitability for any particular purpose. Users should make their own judgements about those matters and/or seek independent advice. You assume all risks associated with use of the data provided on this page.



Race Results



July 21, 2023, Race 8, ELMWOOD TRADING CO. HANDICAP TROT, Distance 2600m, Addington - Survey 3200m

Result	TAB no.	Horse (Barrier)	2600 to	2400m to
1st	1	Outamyway (1)	2400m	2200m
		Position in running (margin)	-	4(3.5)
		Sectional time (s)	17.35	14.69
		Cumulative time (s)	200.46	183.11
		Speed (m/s)	11.53	13.61
		Stride length (m)	5.52	6.26
		Stride duration (s)	0.467	0.460
		Stride efficiency (%)	47.65	61.15
		Stride count	36.22	31.97

Disclaimer.

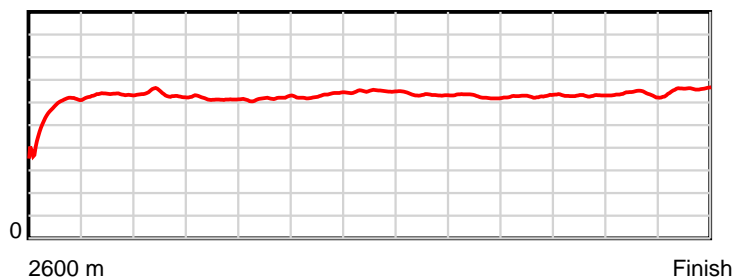
HRNZ and NZMTC and Thoroughbred Ratings Pty Ltd accepts no responsibility for the completeness or accuracy of any of the information contained herein, and makes no representations about its suitability for any particular purpose. Users should make their own judgements about those matters and/or seek independent advice. You assume all risks associated with use of the data provided on this page.

Race Results

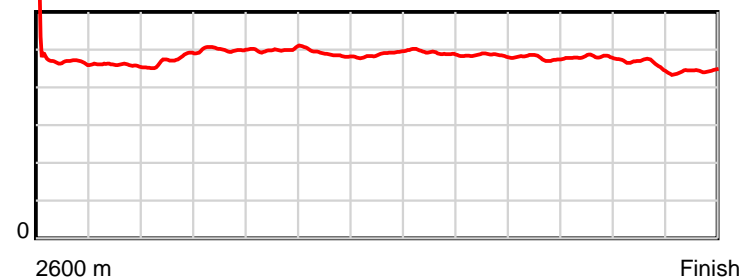
July 21, 2023, Race 8, ELMWOOD TRADING CO. HANDICAP TROT, Distance 2600m, Addington - Survey 3200m

Result	TAB no.	Horse (Barrier)	2200m to	2000m to	1800m to	1600m to	1400m to	1200m to	1000m to	800m to	600m to	400m to	200m to	Total or	Margin
1st	1	Outamyway (1)	2000m	1800m	1600m	1400m	1200m	1000m	800m	600m	400m	200m	WP	Average	
		Position in running (margin)	3(3.0)	1(0.0)	1(0.0)	1(0.0)	1(0.0)	1(0.0)	1(0.0)	1(0.0)	1(0.0)	1(0.0)	1(0.0)		0.00
		Sectional time (s)	15.08	16.26	16.36	15.70	15.13	15.65	15.44	15.21	15.38	14.68	13.53		
		Cumulative time (s)	168.42	153.34	137.08	120.72	105.02	89.89	74.24	58.80	43.59	28.21	13.53	3:20.46	
		Speed (m/s)	13.26	12.30	12.22	12.74	13.22	12.78	12.95	13.15	13.00	13.62	14.78	12.97	
		Stride length (m)	6.28	6.15	6.11	6.23	6.45	6.29	6.28	6.29	6.24	6.30	6.56	6.22	
		Stride duration (s)	0.473	0.500	0.500	0.489	0.488	0.492	0.485	0.478	0.480	0.462	0.444	0.479	
		Stride efficiency (%)	61.54	59.08	58.41	60.64	65.11	61.78	61.68	61.73	60.93	61.96	67.22	60.42	
		Stride count	31.87	32.53	32.71	32.11	30.98	31.81	31.83	31.82	32.03	31.76	30.49	418.13	

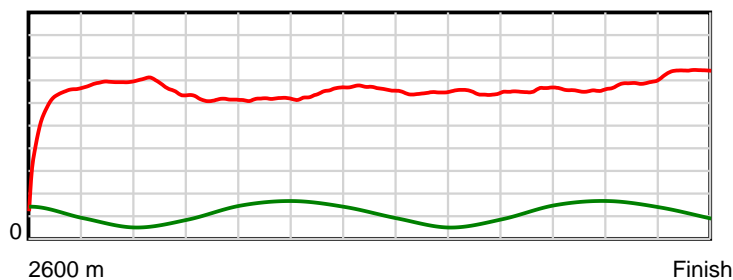
10 m Stride length



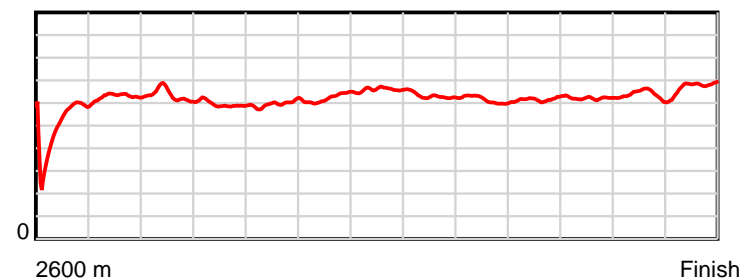
0.6 s Stride duration



20 m/sec Speed



100 % Stride efficiency



Note: Horizontal distance axis grid lines are 200m furlongs.

Disclaimer.

HRNZ and NZMTC and Thoroughbred Ratings Pty Ltd accepts no responsibility for the completeness or accuracy of any of the information contained herein, and makes no representations about its suitability for any particular purpose. Users should make their own judgements about those matters and/or seek independent advice. You assume all risks associated with use of the data provided on this page.



Race Results



July 21, 2023, Race 8, ELMWOOD TRADING CO. HANDICAP TROT, Distance 2600m, Addington - Survey 3200m

Result	TAB no.	Horse (Barrier)	2600 to	2400m to
2nd	2	Masterly (4)	2400m	2200m
		Position in running (margin)	-	1(0.0)
		Sectional time (s)	16.75	14.78
		Cumulative time (s)	200.58	183.83
		Speed (m/s)	11.94	13.53
		Stride length (m)	5.79	6.56
		Stride duration (s)	0.479	0.485
		Stride efficiency (%)	52.45	67.27
		Stride count	34.52	30.48

Disclaimer.

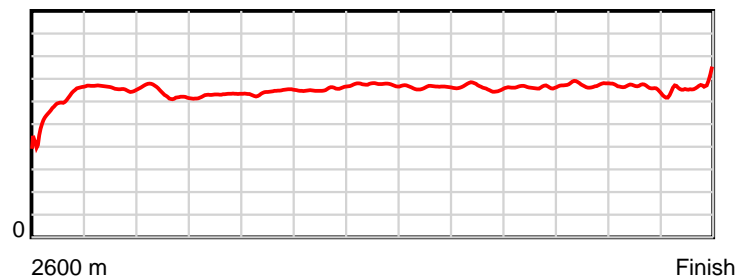
HRNZ and NZMTC and Thoroughbred Ratings Pty Ltd accepts no responsibility for the completeness or accuracy of any of the information contained herein, and makes no representations about its suitability for any particular purpose. Users should make their own judgements about those matters and/or seek independent advice. You assume all risks associated with use of the data provided on this page.

Race Results

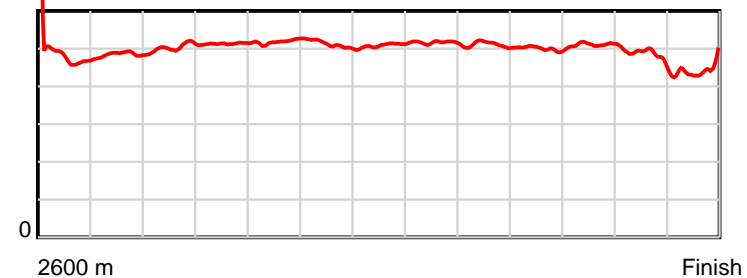
July 21, 2023, Race 8, ELMWOOD TRADING CO. HANDICAP TROT, Distance 2600m, Addington - Survey 3200m

Result	TAB no.	Horse (Barrier)	2200m to	2000m to	1800m to	1600m to	1400m to	1200m to	1000m to	800m to	600m to	400m to	200m to	Total or	Margin
2nd	2	Masterly (4)	2000m	1800m	1600m	1400m	1200m	1000m	800m	600m	400m	200m	WP	Average	
		Position in running (margin)	1(0.0)	2(1.4)	2(2.1)	2(1.6)	2(2.3)	2(2.2)	2(1.7)	2(2.0)	2(2.2)	2(1.9)	2(2.1)		0.70
		Sectional time (s)	15.82	16.37	16.27	15.81	15.11	15.57	15.49	15.24	15.33	14.72	13.32		
		Cumulative time (s)	169.05	153.23	136.86	120.59	104.78	89.67	74.10	58.61	43.37	28.04	13.32	3:20.58	
		Speed (m/s)	12.64	12.22	12.29	12.65	13.24	12.85	12.91	13.12	13.05	13.59	15.02	12.96	
		Stride length (m)	6.36	6.27	6.37	6.47	6.74	6.64	6.59	6.56	6.67	6.57	6.65	6.47	
		Stride duration (s)	0.503	0.513	0.518	0.512	0.509	0.517	0.510	0.500	0.511	0.484	0.443	0.499	
		Stride efficiency (%)	63.30	61.39	63.48	65.45	70.92	68.81	67.83	67.33	69.48	67.54	69.01	65.44	
		Stride count	31.43	31.91	31.38	30.90	29.69	30.14	30.36	30.47	29.99	30.42	30.10	401.79	

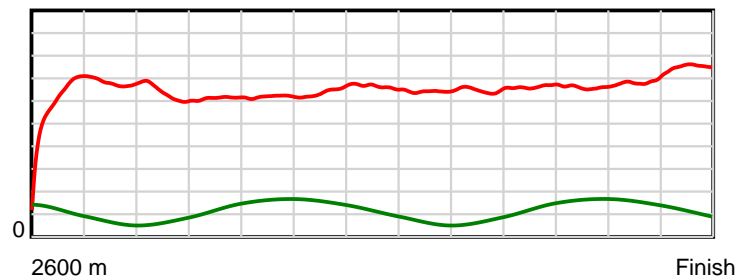
10 m Stride length



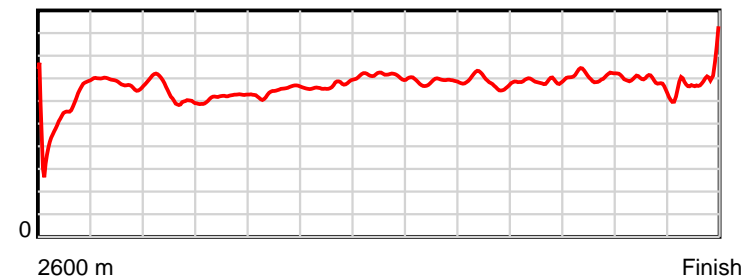
0.6 s Stride duration



20 m/sec Speed



100 % Stride efficiency



Note: Horizontal distance axis grid lines are 200m furlongs.

Disclaimer.

HRNZ and NZMTC and Thoroughbred Ratings Pty Ltd accepts no responsibility for the completeness or accuracy of any of the information contained herein, and makes no representations about its suitability for any particular purpose. Users should make their own judgements about those matters and/or seek independent advice. You assume all risks associated with use of the data provided on this page.



Race Results



July 21, 2023, Race 8, ELMWOOD TRADING CO. HANDICAP TROT, Distance 2600m, Addington - Survey 3200m

Result	TAB no.	Horse (Barrier)	2600 to	2400m to
3rd	10	Domination's C... (6)	2400m	2200m
		Position in running (margin)	-	9(9.3)
		Sectional time (s)	18.38	15.26
		Cumulative time (s)	200.89	182.51
		Speed (m/s)	10.88	13.11
		Stride length (m)	5.81	6.22
		Stride duration (s)	0.477	0.475
		Stride efficiency (%)	52.82	60.52
		Stride count	34.40	32.14

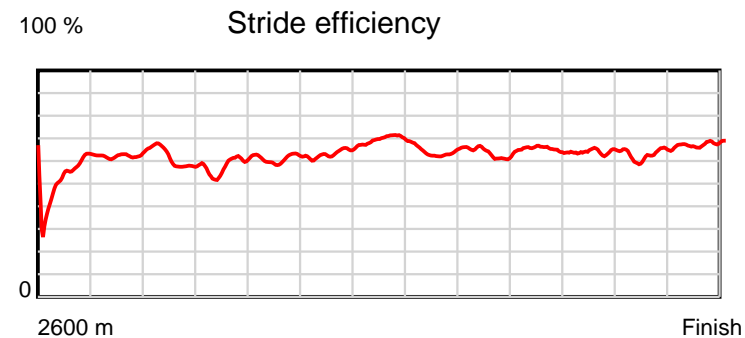
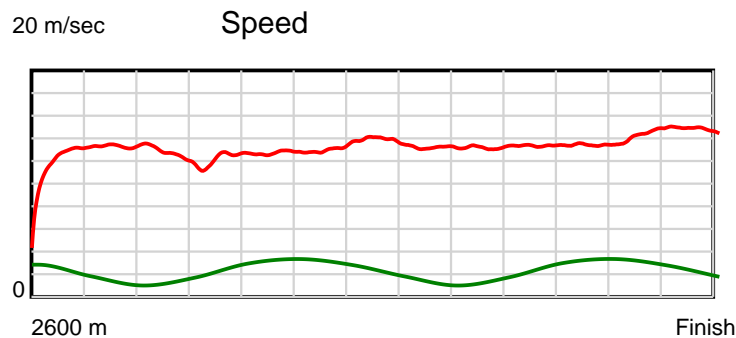
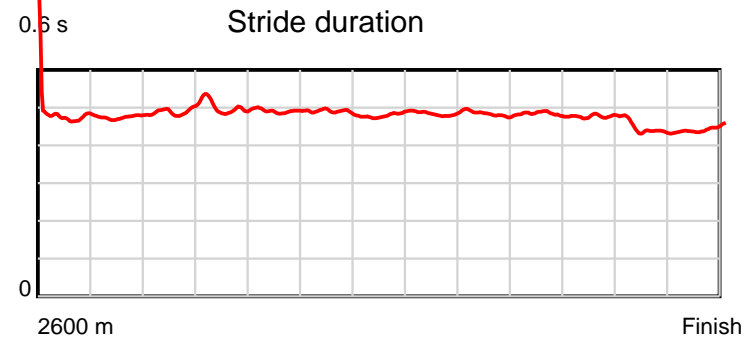
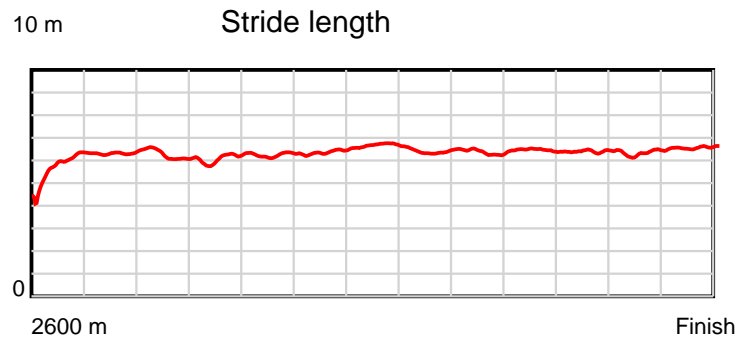
Disclaimer.

HRNZ and NZMTC and Thoroughbred Ratings Pty Ltd accepts no responsibility for the completeness or accuracy of any of the information contained herein, and makes no representations about its suitability for any particular purpose. Users should make their own judgements about those matters and/or seek independent advice. You assume all risks associated with use of the data provided on this page.

Race Results

July 21, 2023, Race 8, ELMWOOD TRADING CO. HANDICAP TROT, Distance 2600m, Addington - Survey 3200m

Result	TAB no.	Horse (Barrier)	2200m to	2000m to	1800m to	1600m to	1400m to	1200m to	1000m to	800m to	600m to	400m to	200m to	Total or	Margin
3rd	10	Domination's C... (6)	2000m	1800m	1600m	1400m	1200m	1000m	800m	600m	400m	200m	WP	Average	
		Position in running (margin)	9(12.2)	8(12.8)	8(14.1)	8(12.3)	8(12.5)	7(9.1)	7(8.3)	6(6.8)	5(5.1)	5(4.5)	3(2.3)		2.40
		Sectional time (s)	15.68	16.49	16.05	15.73	14.55	15.52	15.18	14.93	15.29	14.32	13.51		
		Cumulative time (s)	167.25	151.57	135.08	119.03	103.30	88.75	73.23	58.05	43.12	27.83	13.51	3:20.89	
		Speed (m/s)	12.76	12.13	12.46	12.71	13.75	12.89	13.18	13.40	13.08	13.97	14.80	12.94	
		Stride length (m)	6.25	6.09	6.12	6.23	6.60	6.25	6.36	6.48	6.24	6.16	6.57	6.25	
		Stride duration (s)	0.490	0.502	0.491	0.490	0.480	0.485	0.483	0.484	0.477	0.441	0.444	0.483	
		Stride efficiency (%)	61.01	57.91	58.52	60.56	68.12	60.94	63.19	65.64	60.85	59.38	67.50	61.11	
		Stride count	32.01	32.86	32.68	32.13	30.29	32.03	31.45	30.86	32.05	32.44	30.43	415.77	



Note: Horizontal distance axis grid lines are 200m furlongs.

Disclaimer.

HRNZ and NZMTC and Thoroughbred Ratings Pty Ltd accepts no responsibility for the completeness or accuracy of any of the information contained herein, and makes no representations about its suitability for any particular purpose. Users should make their own judgements about those matters and/or seek independent advice. You assume all risks associated with use of the data provided on this page.



Race Results



July 21, 2023, Race 8, ELMWOOD TRADING CO. HANDICAP TROT, Distance 2600m, Addington - Survey 3200m

Result	TAB no.	Horse (Barrier)	2600 to	2400m to
4th	12	Kahress (10)	2400m	2200m
		Position in running (margin)	-	10(10.8)
		Sectional time (s)	18.69	15.36
		Cumulative time (s)	201.11	182.42
		Speed (m/s)	10.70	13.02
		Stride length (m)	6.04	6.47
		Stride duration (s)	0.513	0.497
		Stride efficiency (%)	57.06	65.47
		Stride count	33.10	30.90

Disclaimer.

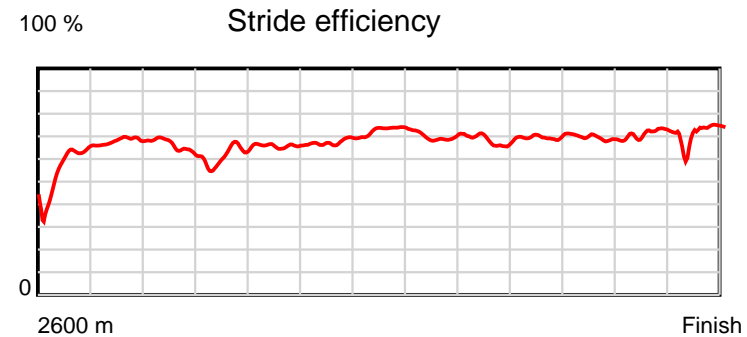
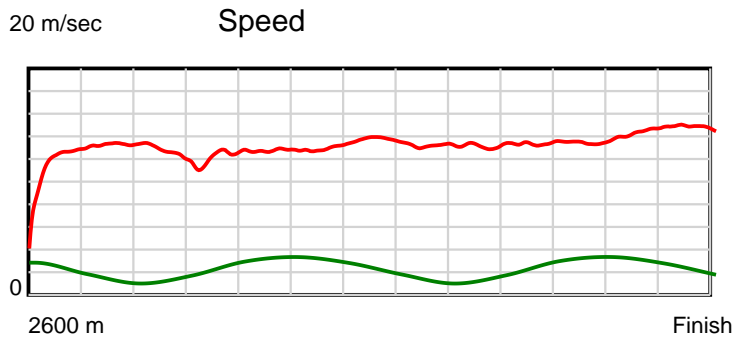
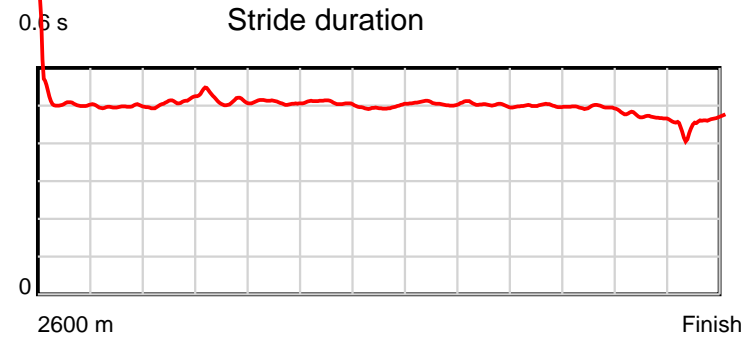
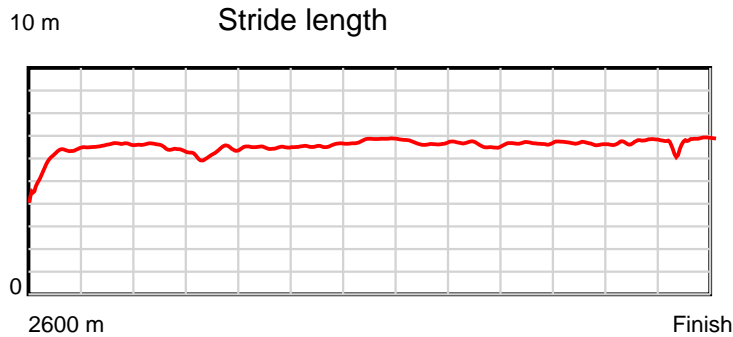
HRNZ and NZMTC and Thoroughbred Ratings Pty Ltd accepts no responsibility for the completeness or accuracy of any of the information contained herein, and makes no representations about its suitability for any particular purpose. Users should make their own judgements about those matters and/or seek independent advice. You assume all risks associated with use of the data provided on this page.



Race Results

July 21, 2023, Race 8, ELMWOOD TRADING CO. HANDICAP TROT, Distance 2600m, Addington - Survey 3200m

Result	TAB no.	Horse (Barrier)	2200m to	2000m to	1800m to	1600m to	1400m to	1200m to	1000m to	800m to	600m to	400m to	200m to	Total or	Margin
4th	12	Kahress (10)	2000m	1800m	1600m	1400m	1200m	1000m	800m	600m	400m	200m	WP	Average	
		Position in running (margin)	10(14.3)	9(14.9)	9(16.4)	9(14.0)	9(14.4)	9(11.3)	9(10.2)	8(9.1)	7(7.2)	6(6.0)	5(4.2)		3.60
		Sectional time (s)	15.68	16.51	15.96	15.76	14.60	15.47	15.25	14.91	15.18	14.37	13.37		
		Cumulative time (s)	167.06	151.38	134.87	118.91	103.15	88.55	73.08	57.83	42.92	27.74	13.37	3:21.11	
		Speed (m/s)	12.76	12.11	12.53	12.69	13.70	12.93	13.11	13.41	13.18	13.92	14.96	12.93	
		Stride length (m)	6.50	6.27	6.38	6.45	6.80	6.55	6.58	6.70	6.51	6.52	6.78	6.50	
		Stride duration (s)	0.509	0.518	0.509	0.508	0.497	0.506	0.502	0.500	0.494	0.469	0.453	0.503	
		Stride efficiency (%)	65.95	61.47	63.54	64.92	72.35	66.98	67.74	70.18	66.31	66.53	71.84	66.00	
		Stride count	30.78	31.89	31.36	31.03	29.39	30.55	30.38	29.84	30.70	30.65	29.50	400.07	



Note: Horizontal distance axis grid lines are 200m furlongs.

Disclaimer.

HRNZ and NZMTC and Thoroughbred Ratings Pty Ltd accepts no responsibility for the completeness or accuracy of any of the information contained herein, and makes no representations about its suitability for any particular purpose. Users should make their own judgements about those matters and/or seek independent advice. You assume all risks associated with use of the data provided on this page.



Race Results



July 21, 2023, Race 8, ELMWOOD TRADING CO. HANDICAP TROT, Distance 2600m, Addington - Survey 3200m

Result	TAB no.	Horse (Barrier)	2600 to	2400m to
5th	13	Jimmy Carter (0)	2400m	2200m
		Position in running (margin)	-	11(16.4)
		Sectional time (s)	19.54	15.19
		Cumulative time (s)	201.12	181.58
		Speed (m/s)	10.24	13.17
		Stride length (m)	5.78	6.18
		Stride duration (s)	0.481	0.470
		Stride efficiency (%)	52.24	59.74
		Stride count	34.59	32.35

Disclaimer.

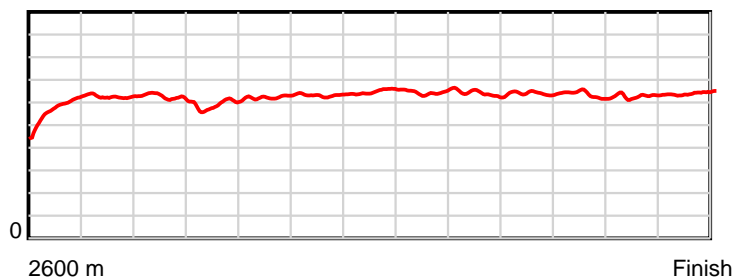
HRNZ and NZMTC and Thoroughbred Ratings Pty Ltd accepts no responsibility for the completeness or accuracy of any of the information contained herein, and makes no representations about its suitability for any particular purpose. Users should make their own judgements about those matters and/or seek independent advice. You assume all risks associated with use of the data provided on this page.

Race Results

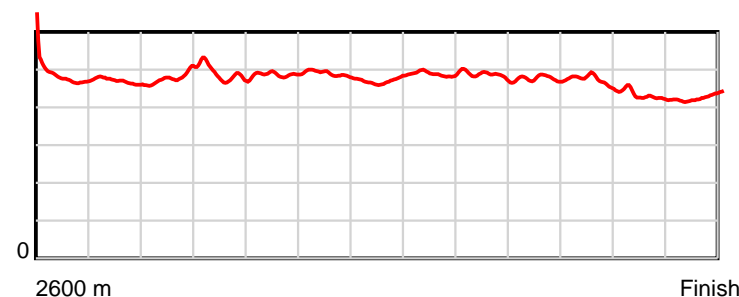
July 21, 2023, Race 8, ELMWOOD TRADING CO. HANDICAP TROT, Distance 2600m, Addington - Survey 3200m

Result	TAB no.	Horse (Barrier)	2200m to	2000m to	1800m to	1600m to	1400m to	1200m to	1000m to	800m to	600m to	400m to	200m to	Total or	Margin
5th	13	Jimmy Carter (0)	2000m	1800m	1600m	1400m	1200m	1000m	800m	600m	400m	200m	WP	Average	
		Position in running (margin)	11(18.9)	10(17.1)	10(18.9)	10(16.3)	10(16.6)	11(13.0)	10(11.9)	10(10.9)	9(8.9)	8(7.5)	8(4.8)		3.70
		Sectional time (s)	15.28	16.57	15.91	15.75	14.54	15.46	15.27	14.89	15.15	14.23	13.34		
		Cumulative time (s)	166.39	151.11	134.54	118.63	102.88	88.34	72.88	57.61	42.72	27.57	13.34	3:21.12	
		Speed (m/s)	13.09	12.07	12.57	12.70	13.76	12.94	13.10	13.43	13.20	14.05	14.99	12.93	
		Stride length (m)	6.27	5.91	6.13	6.21	6.48	6.34	6.34	6.40	6.20	6.05	6.39	6.20	
		Stride duration (s)	0.479	0.490	0.487	0.489	0.471	0.490	0.484	0.477	0.469	0.431	0.426	0.480	
		Stride efficiency (%)	61.51	54.63	58.66	60.26	65.66	62.79	62.86	64.05	60.04	57.26	63.81	60.09	
		Stride count	31.88	33.83	32.64	32.21	30.85	31.55	31.53	31.24	32.27	33.04	31.30	419.28	

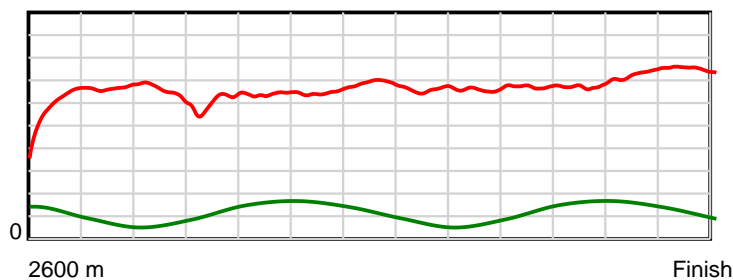
10 m Stride length



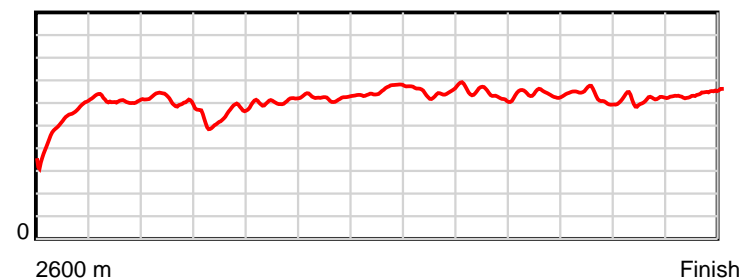
0.6 s Stride duration



20 m/sec Speed



100 % Stride efficiency



Note: Horizontal distance axis grid lines are 200m furlongs.

Disclaimer.

HRNZ and NZMTC and Thoroughbred Ratings Pty Ltd accepts no responsibility for the completeness or accuracy of any of the information contained herein, and makes no representations about its suitability for any particular purpose. Users should make their own judgements about those matters and/or seek independent advice. You assume all risks associated with use of the data provided on this page.



Race Results



July 21, 2023, Race 8, ELMWOOD TRADING CO. HANDICAP TROT, Distance 2600m, Addington - Survey 3200m

Result	TAB no.	Horse (Barrier)	2600 to	2400m to
6th	3	Magic Dash (5)	2400m	2200m
		Position in running (margin)	-	2(1.5)
		Sectional time (s)	16.84	14.92
		Cumulative time (s)	201.14	184.30
		Speed (m/s)	11.88	13.40
		Stride length (m)	5.52	6.26
		Stride duration (s)	0.469	0.467
		Stride efficiency (%)	47.53	61.21
		Stride count	36.26	31.96

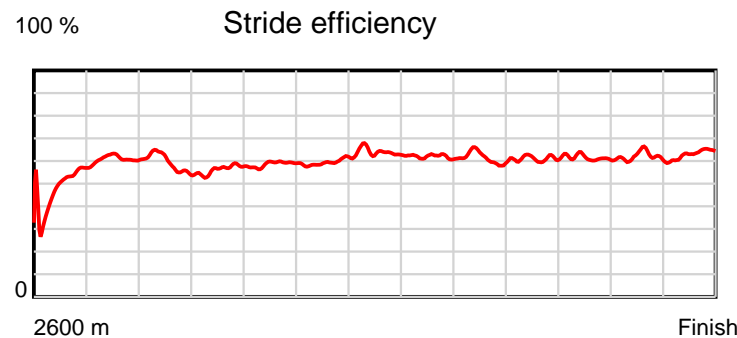
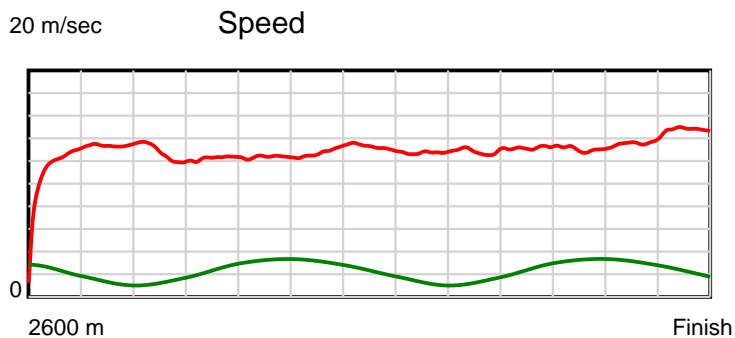
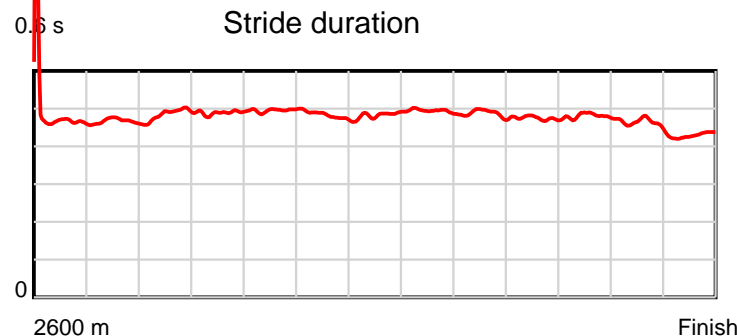
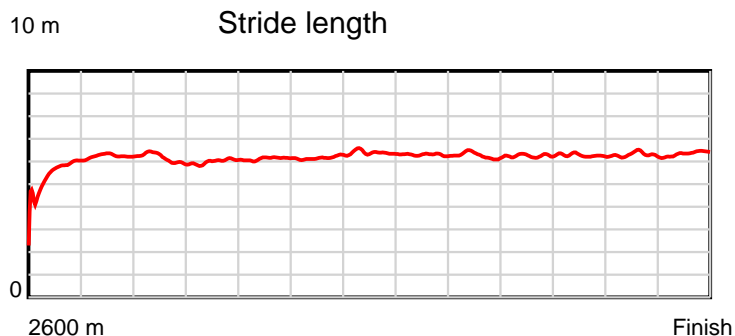
Disclaimer.

HRNZ and NZMTC and Thoroughbred Ratings Pty Ltd accepts no responsibility for the completeness or accuracy of any of the information contained herein, and makes no representations about its suitability for any particular purpose. Users should make their own judgements about those matters and/or seek independent advice. You assume all risks associated with use of the data provided on this page.

Race Results

July 21, 2023, Race 8, ELMWOOD TRADING CO. HANDICAP TROT, Distance 2600m, Addington - Survey 3200m

Result	TAB no.	Horse (Barrier)	2200m to	2000m to	1800m to	1600m to	1400m to	1200m to	1000m to	800m to	600m to	400m to	200m to	Total or	Margin
6th	3	Magic Dash (5)	2000m	1800m	1600m	1400m	1200m	1000m	800m	600m	400m	200m	WP	Average	
		Position in running (margin)	2(2.4)	3(3.3)	3(4.3)	3(3.9)	3(4.7)	3(4.2)	3(4.1)	3(3.7)	4(3.6)	4(4.1)	6(4.2)		3.80
		Sectional time (s)	15.73	16.42	16.30	15.83	15.05	15.62	15.38	15.19	15.47	14.69	13.70		
		Cumulative time (s)	169.38	153.65	137.23	120.93	105.10	90.05	74.43	59.05	43.86	28.39	13.70	3:21.14	
		Speed (m/s)	12.71	12.18	12.27	12.63	13.29	12.80	13.00	13.17	12.93	13.61	14.60	12.93	
		Stride length (m)	6.18	5.96	6.08	6.10	6.42	6.33	6.33	6.25	6.21	6.30	6.27	6.16	
		Stride duration (s)	0.486	0.489	0.495	0.483	0.483	0.494	0.487	0.475	0.481	0.463	0.430	0.477	
		Stride efficiency (%)	59.60	55.51	57.73	58.17	64.49	62.58	62.69	61.06	60.31	61.99	61.52	59.33	
		Stride count	32.38	33.56	32.90	32.78	31.13	31.60	31.58	32.00	32.19	31.75	31.88	421.97	



Note: Horizontal distance axis grid lines are 200m furlongs.

Disclaimer.

HRNZ and NZMTC and Thoroughbred Ratings Pty Ltd accepts no responsibility for the completeness or accuracy of any of the information contained herein, and makes no representations about its suitability for any particular purpose. Users should make their own judgements about those matters and/or seek independent advice. You assume all risks associated with use of the data provided on this page.



Race Results



July 21, 2023, Race 8, ELMWOOD TRADING CO. HANDICAP TROT, Distance 2600m, Addington - Survey 3200m

Result	TAB no.	Horse (Barrier)	2600 to	2400m to
7th	9	Royal Del (3)	2400m	2200m
		Position in running (margin)	-	8(8.8)
		Sectional time (s)	18.13	14.99
		Cumulative time (s)	201.40	183.27
		Speed (m/s)	11.03	13.34
		Stride length (m)	5.54	6.02
		Stride duration (s)	0.450	0.451
		Stride efficiency (%)	48.02	56.54
		Stride count	36.08	33.25

Disclaimer.

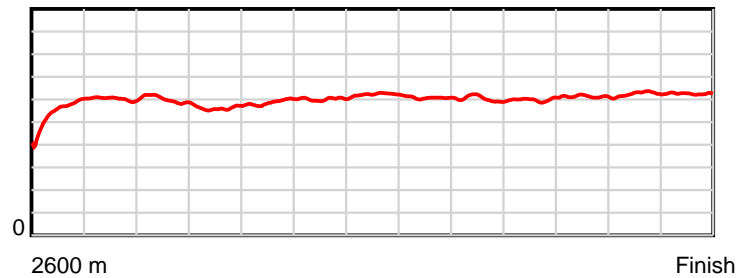
HRNZ and NZMTC and Thoroughbred Ratings Pty Ltd accepts no responsibility for the completeness or accuracy of any of the information contained herein, and makes no representations about its suitability for any particular purpose. Users should make their own judgements about those matters and/or seek independent advice. You assume all risks associated with use of the data provided on this page.

Race Results

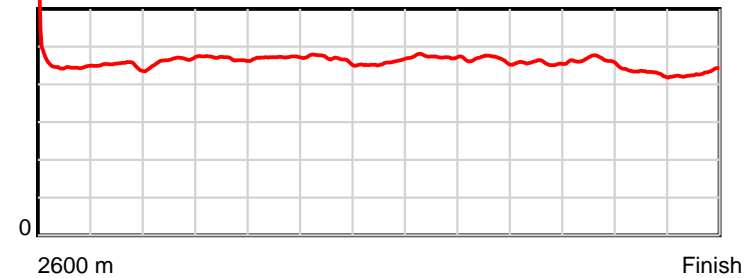
July 21, 2023, Race 8, ELMWOOD TRADING CO. HANDICAP TROT, Distance 2600m, Addington - Survey 3200m

Result	TAB no.	Horse (Barrier)	2200m to	2000m to	1800m to	1600m to	1400m to	1200m to	1000m to	800m to	600m to	400m to	200m to	Total or	Margin
7th	9	Royal Del (3)	2000m	1800m	1600m	1400m	1200m	1000m	800m	600m	400m	200m	WP	Average	
		Position in running (margin)	7(10.1)	5(8.3)	5(11.0)	5(10.0)	6(10.6)	6(8.3)	6(8.2)	7(8.0)	8(7.8)	9(7.9)	7(4.6)		5.20
		Sectional time (s)	15.29	16.70	16.19	15.80	14.74	15.63	15.41	15.17	15.40	14.12	13.83		
		Cumulative time (s)	168.28	152.99	136.29	120.10	104.30	89.56	73.93	58.52	43.35	27.95	13.83	3:21.40	
		Speed (m/s)	13.08	11.98	12.35	12.66	13.57	12.80	12.98	13.18	12.99	14.16	14.46	12.91	
		Stride length (m)	6.06	5.62	5.82	5.93	6.20	6.06	6.06	6.02	6.04	6.11	6.22	5.97	
		Stride duration (s)	0.463	0.469	0.472	0.469	0.457	0.474	0.467	0.457	0.465	0.432	0.430	0.462	
		Stride efficiency (%)	57.39	49.31	53.01	54.97	60.02	57.40	57.36	56.59	57.02	58.41	60.38	55.70	
		Stride count	33.00	35.60	34.34	33.72	32.27	33.00	33.01	33.23	33.11	32.71	32.17	435.49	

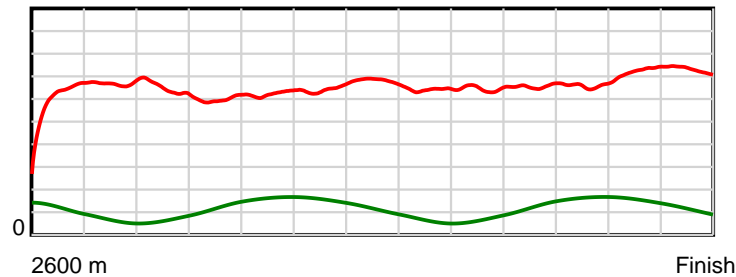
10 m Stride length



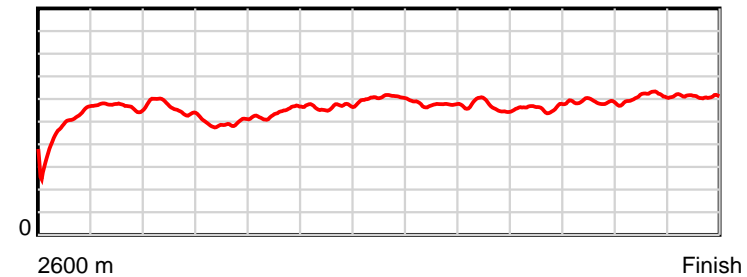
0.6 s Stride duration



20 m/sec Speed



100 % Stride efficiency



Note: Horizontal distance axis grid lines are 200m furlongs.

Disclaimer.

HRNZ and NZMTC and Thoroughbred Ratings Pty Ltd accepts no responsibility for the completeness or accuracy of any of the information contained herein, and makes no representations about its suitability for any particular purpose. Users should make their own judgements about those matters and/or seek independent advice. You assume all risks associated with use of the data provided on this page.



Race Results



July 21, 2023, Race 8, ELMWOOD TRADING CO. HANDICAP TROT, Distance 2600m, Addington - Survey 3200m

Result	TAB no.	Horse (Barrier)	2600 to	2400m to
8th	4	Zsa Zoe (7)	2400m	2200m
		Position in running (margin)	-	5(5.2)
		Sectional time (s)	17.56	15.24
		Cumulative time (s)	201.65	184.09
		Speed (m/s)	11.39	13.12
		Stride length (m)	5.60	6.14
		Stride duration (s)	0.486	0.468
		Stride efficiency (%)	48.96	59.00
		Stride count	35.73	32.55

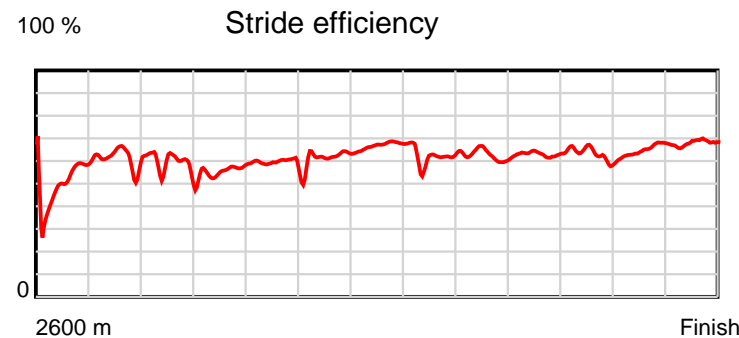
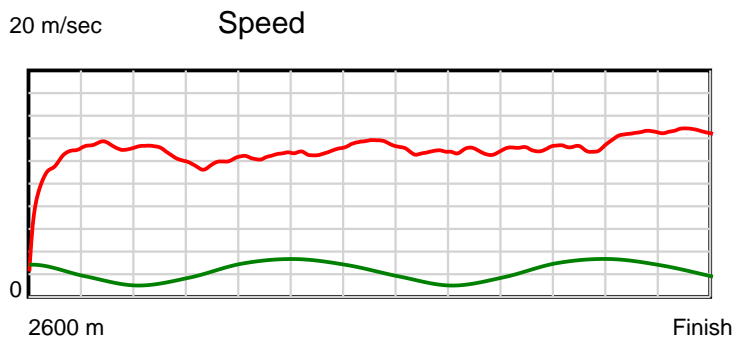
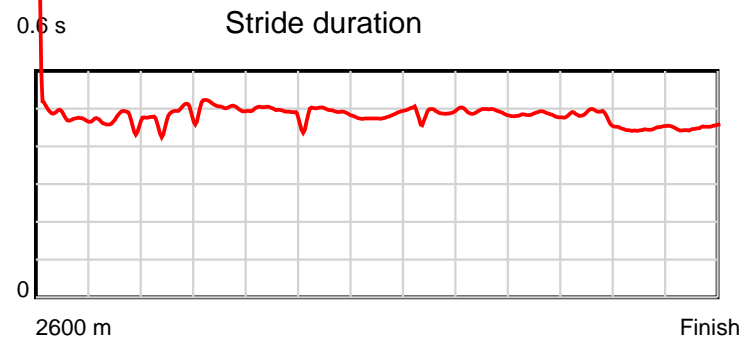
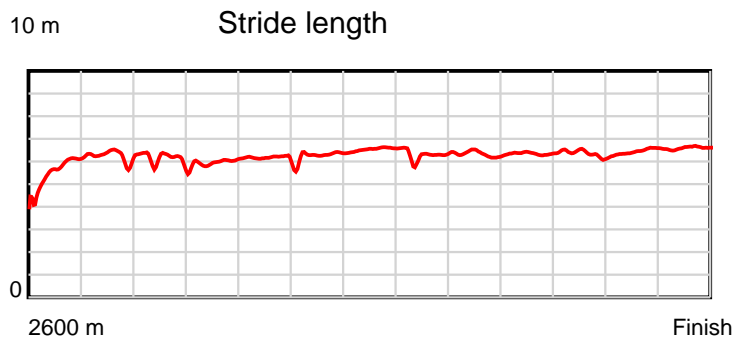
Disclaimer.

HRNZ and NZMTC and Thoroughbred Ratings Pty Ltd accepts no responsibility for the completeness or accuracy of any of the information contained herein, and makes no representations about its suitability for any particular purpose. Users should make their own judgements about those matters and/or seek independent advice. You assume all risks associated with use of the data provided on this page.

Race Results

July 21, 2023, Race 8, ELMWOOD TRADING CO. HANDICAP TROT, Distance 2600m, Addington - Survey 3200m

Result	TAB no.	Horse (Barrier)	2200m to	2000m to	1800m to	1600m to	1400m to	1200m to	1000m to	800m to	600m to	400m to	200m to	Total or	Margin
8th	4	Zsa Zoe (7)	2000m	1800m	1600m	1400m	1200m	1000m	800m	600m	400m	200m	WP	Average	
		Position in running (margin)	5(7.9)	6(9.1)	7(13.3)	7(11.7)	7(12.4)	8(9.7)	8(10.1)	9(10.1)	10(10.2)	10(9.8)	10(7.0)		6.60
		Sectional time (s)	15.77	16.96	16.09	15.82	14.67	15.72	15.42	15.24	15.31	14.21	13.64		
		Cumulative time (s)	168.85	153.08	136.12	120.03	104.21	89.54	73.82	58.40	43.16	27.85	13.64	3:21.65	
		Speed (m/s)	12.68	11.79	12.43	12.64	13.63	12.72	12.97	13.12	13.06	14.07	14.66	12.89	
		Stride length (m)	6.03	5.98	6.09	6.21	6.55	6.19	6.38	6.35	6.29	6.28	6.60	6.20	
		Stride duration (s)	0.475	0.507	0.490	0.491	0.480	0.486	0.492	0.484	0.482	0.446	0.450	0.481	
		Stride efficiency (%)	56.76	55.81	57.99	60.27	67.00	59.78	63.54	62.94	61.84	61.71	68.06	59.98	
		Stride count	33.19	33.47	32.83	32.20	30.54	32.34	31.37	31.51	31.79	31.83	30.30	419.65	



Note: Horizontal distance axis grid lines are 200m furlongs.

Disclaimer.

HRNZ and NZMTC and Thoroughbred Ratings Pty Ltd accepts no responsibility for the completeness or accuracy of any of the information contained herein, and makes no representations about its suitability for any particular purpose. Users should make their own judgements about those matters and/or seek independent advice. You assume all risks associated with use of the data provided on this page.



Race Results



July 21, 2023, Race 8, ELMWOOD TRADING CO. HANDICAP TROT, Distance 2600m, Addington - Survey 3200m

Result	TAB no.	Horse (Barrier)	2600 to	2400m to
9th	11	Madeleine Stow... (8)	2400m	2200m
		Position in running (margin)	-	6(7.0)
		Sectional time (s)	18.02	14.71
		Cumulative time (s)	201.73	183.71
		Speed (m/s)	11.10	13.60
		Stride length (m)	5.35	5.80
		Stride duration (s)	0.442	0.427
		Stride efficiency (%)	44.67	52.59
		Stride count	37.41	34.48

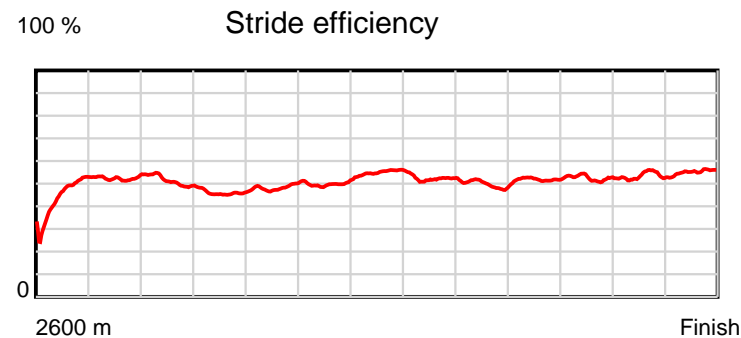
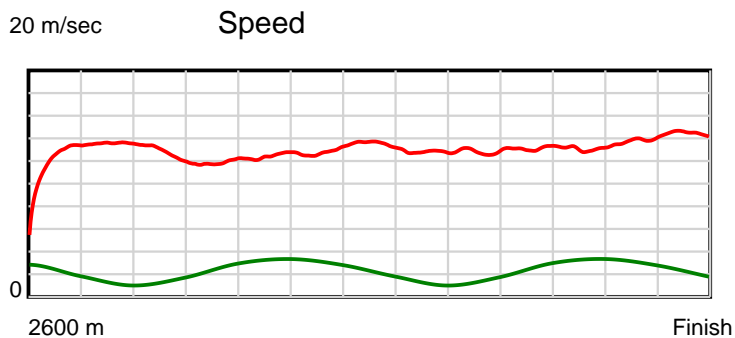
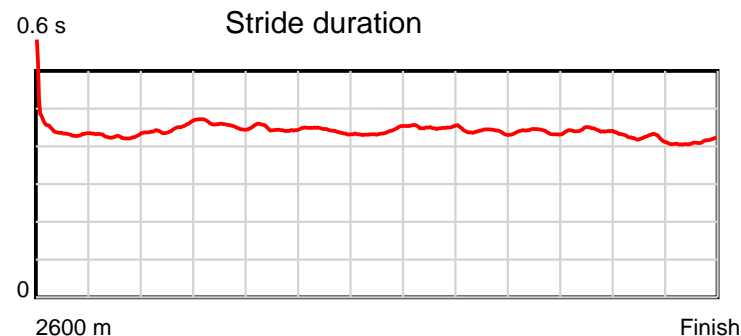
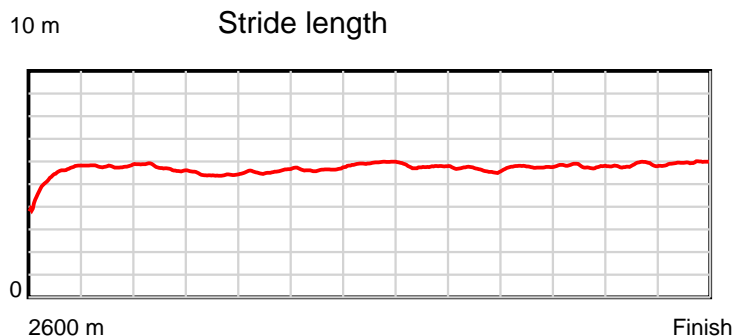
Disclaimer.

HRNZ and NZMTC and Thoroughbred Ratings Pty Ltd accepts no responsibility for the completeness or accuracy of any of the information contained herein, and makes no representations about its suitability for any particular purpose. Users should make their own judgements about those matters and/or seek independent advice. You assume all risks associated with use of the data provided on this page.

Race Results

July 21, 2023, Race 8, ELMWOOD TRADING CO. HANDICAP TROT, Distance 2600m, Addington - Survey 3200m

Result	TAB no.	Horse (Barrier)	2200m to	2000m to	1800m to	1600m to	1400m to	1200m to	1000m to	800m to	600m to	400m to	200m to	Total or	Margin
9th	11	Madeleine Stow... (8)	2000m	1800m	1600m	1400m	1200m	1000m	800m	600m	400m	200m	WP	Average	
		Position in running (margin)	4(6.6)	4(6.1)	4(9.2)	4(7.7)	4(8.3)	4(6.4)	4(6.2)	5(6.1)	6(6.0)	7(6.2)	9(5.7)		7.10
		Sectional time (s)	15.49	16.77	16.12	15.80	14.81	15.61	15.43	15.19	15.41	14.60	13.77		
		Cumulative time (s)	169.00	153.51	136.74	120.62	104.82	90.01	74.40	58.97	43.78	28.37	13.77	3:21.73	
		Speed (m/s)	12.91	11.93	12.41	12.66	13.50	12.81	12.96	13.17	12.98	13.70	14.52	12.89	
		Stride length (m)	5.77	5.46	5.55	5.60	5.92	5.78	5.70	5.78	5.75	5.81	5.97	5.70	
		Stride duration (s)	0.447	0.458	0.447	0.442	0.438	0.451	0.440	0.439	0.443	0.424	0.411	0.443	
		Stride efficiency (%)	52.11	46.52	48.12	48.93	54.81	52.15	50.78	52.13	51.59	52.69	55.78	50.85	
		Stride count	34.63	36.66	36.04	35.74	33.77	34.62	35.08	34.63	34.81	34.44	33.48	455.79	



Note: Horizontal distance axis grid lines are 200m furlongs.

Disclaimer.

HRNZ and NZMTC and Thoroughbred Ratings Pty Ltd accepts no responsibility for the completeness or accuracy of any of the information contained herein, and makes no representations about its suitability for any particular purpose. Users should make their own judgements about those matters and/or seek independent advice. You assume all risks associated with use of the data provided on this page.



Race Results



July 21, 2023, Race 8, ELMWOOD TRADING CO. HANDICAP TROT, Distance 2600m, Addington - Survey 3200m

Result	TAB no.	Horse (Barrier)	2600 to	2400m to
10th	7	Te Rapa (12)	2400m	2200m
		Position in running (margin)	-	7(7.0)
		Sectional time (s)	17.88	15.27
		Cumulative time (s)	202.13	184.25
		Speed (m/s)	11.19	13.10
		Stride length (m)	5.75	6.24
		Stride duration (s)	0.505	0.476
		Stride efficiency (%)	51.61	60.76
		Stride count	34.80	32.07

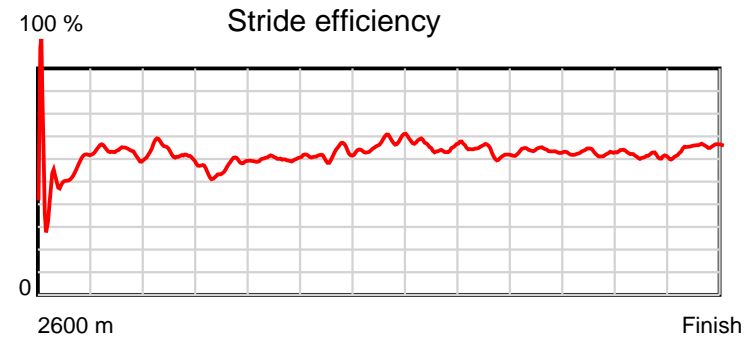
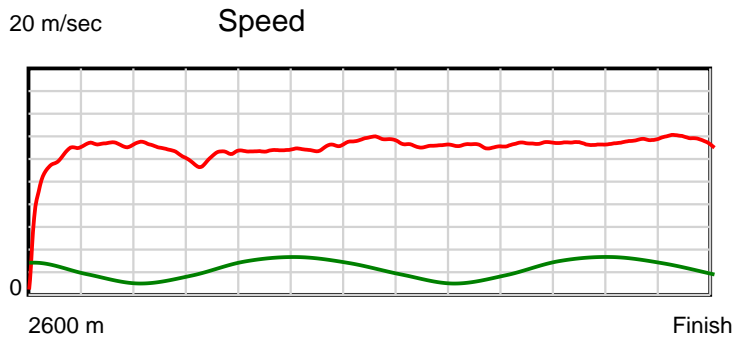
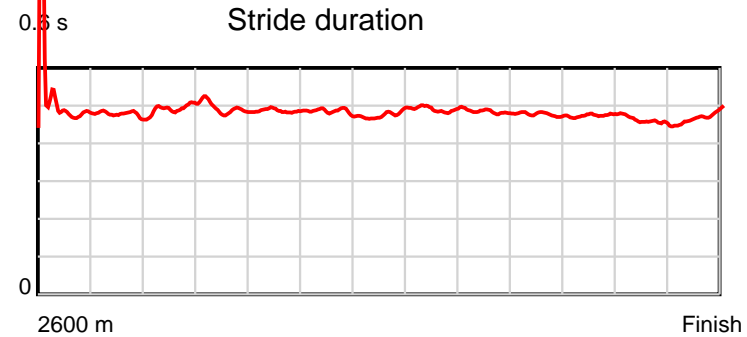
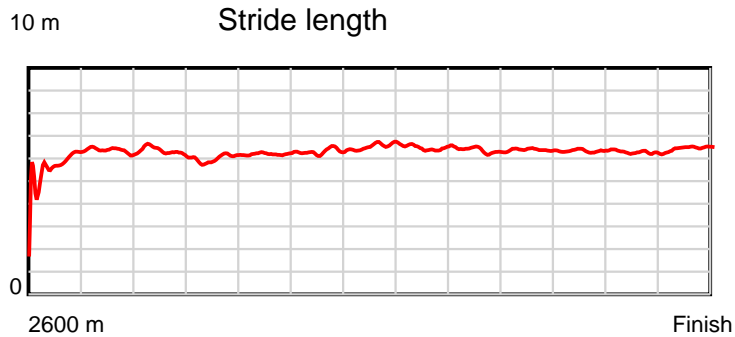
Disclaimer.

HRNZ and NZMTC and Thoroughbred Ratings Pty Ltd accepts no responsibility for the completeness or accuracy of any of the information contained herein, and makes no representations about its suitability for any particular purpose. Users should make their own judgements about those matters and/or seek independent advice. You assume all risks associated with use of the data provided on this page.

Race Results

July 21, 2023, Race 8, ELMWOOD TRADING CO. HANDICAP TROT, Distance 2600m, Addington - Survey 3200m

Result	TAB no.	Horse (Barrier)	2200m to	2000m to	1800m to	1600m to	1400m to	1200m to	1000m to	800m to	600m to	400m to	200m to	Total or	Margin
10th	7	Te Rapa (12)	2000m	1800m	1600m	1400m	1200m	1000m	800m	600m	400m	200m	WP	Average	
		Position in running (margin)	6(10.0)	7(11.0)	6(12.4)	6(10.1)	5(10.5)	5(7.3)	5(6.4)	4(4.8)	3(3.4)	3(2.6)	4(3.5)		9.30
		Sectional time (s)	15.74	16.51	15.96	15.76	14.59	15.50	15.16	14.99	15.24	14.83	14.70		
		Cumulative time (s)	168.98	153.24	136.73	120.77	105.01	90.42	74.92	59.76	44.77	29.53	14.70	3:22.13	
		Speed (m/s)	12.71	12.11	12.53	12.69	13.71	12.90	13.19	13.34	13.12	13.49	13.61	12.86	
		Stride length (m)	6.27	5.97	6.09	6.14	6.54	6.33	6.36	6.36	6.23	6.17	6.44	6.22	
		Stride duration (s)	0.493	0.493	0.486	0.484	0.477	0.490	0.482	0.476	0.474	0.458	0.473	0.483	
		Stride efficiency (%)	61.44	55.77	58.02	58.99	66.79	62.56	63.26	63.12	60.58	59.48	64.71	60.36	
		Stride count	31.89	33.48	32.82	32.55	30.59	31.61	31.43	31.47	32.12	32.42	31.08	418.33	



Note: Horizontal distance axis grid lines are 200m furlongs.

Disclaimer.

HRNZ and NZMTC and Thoroughbred Ratings Pty Ltd accepts no responsibility for the completeness or accuracy of any of the information contained herein, and makes no representations about its suitability for any particular purpose. Users should make their own judgements about those matters and/or seek independent advice. You assume all risks associated with use of the data provided on this page.



Race Results



July 21, 2023, Race 8, ELMWOOD TRADING CO. HANDICAP TROT, Distance 2600m, Addington - Survey 3200m

Result	TAB no.	Horse (Barrier)	2600 to	2400m to
11th	6	Master Class (11)	2400m	2200m
		Position in running (margin)	-	13(24.8)
		Sectional time (s)	20.86	15.83
		Cumulative time (s)	202.36	181.50
		Speed (m/s)	9.59	12.63
		Stride length (m)	4.49	5.97
		Stride duration (s)	0.461	0.473
		Stride efficiency (%)	31.52	55.78
		Stride count	44.53	33.47

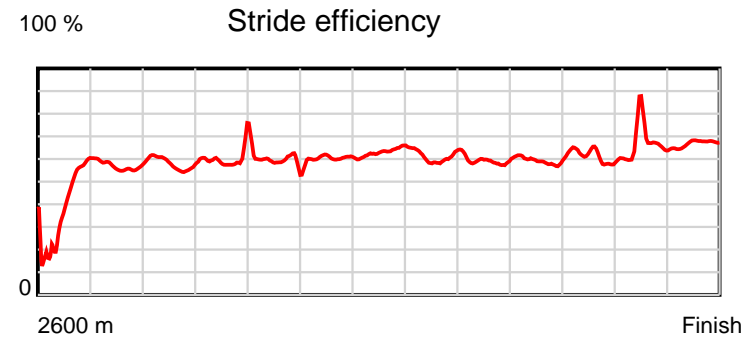
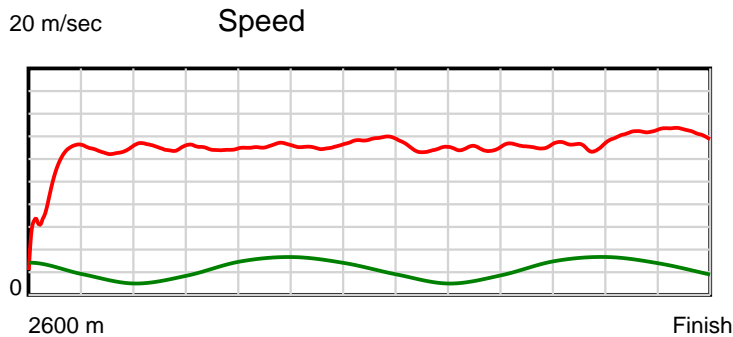
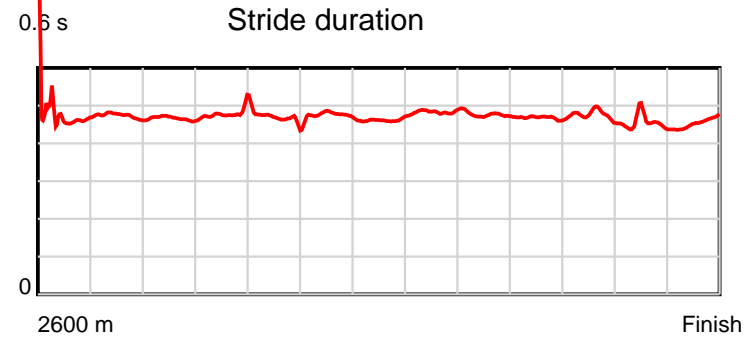
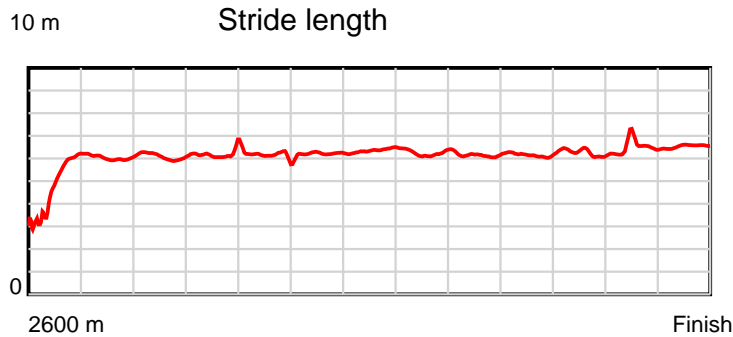
Disclaimer.

HRNZ and NZMTC and Thoroughbred Ratings Pty Ltd accepts no responsibility for the completeness or accuracy of any of the information contained herein, and makes no representations about its suitability for any particular purpose. Users should make their own judgements about those matters and/or seek independent advice. You assume all risks associated with use of the data provided on this page.

Race Results

July 21, 2023, Race 8, ELMWOOD TRADING CO. HANDICAP TROT, Distance 2600m, Addington - Survey 3200m

Result	TAB no.	Horse (Barrier)	2200m to	2000m to	1800m to	1600m to	1400m to	1200m to	1000m to	800m to	600m to	400m to	200m to	Total or	Margin
11th	6	Master Class (11)	2000m	1800m	1600m	1400m	1200m	1000m	800m	600m	400m	200m	WP	Average	
		Position in running (margin)	13(31.1)	12(29.0)	12(24.2)	11(17.8)	11(16.7)	10(12.9)	11(12.0)	11(12.2)	12(12.5)	12(11.5)	11(8.3)		10.60
		Sectional time (s)	15.24	15.45	15.30	15.50	14.51	15.49	15.48	15.26	15.21	14.15	14.08		
		Cumulative time (s)	165.67	150.43	134.98	119.68	104.18	89.67	74.18	58.70	43.44	28.23	14.08	3:22.36	
		Speed (m/s)	13.12	12.94	13.07	12.90	13.78	12.91	12.92	13.11	13.15	14.13	14.20	12.85	
		Stride length (m)	6.11	6.20	6.05	6.14	6.37	6.24	6.14	6.13	6.24	6.37	6.48	6.02	
		Stride duration (s)	0.465	0.479	0.463	0.476	0.462	0.483	0.475	0.467	0.475	0.451	0.456	0.469	
		Stride efficiency (%)	58.29	60.12	57.28	58.94	63.32	60.86	58.97	58.64	60.84	63.42	65.66	56.72	
		Stride count	32.75	32.24	33.03	32.57	31.42	32.05	32.56	32.65	32.05	31.39	30.85	431.56	



Note: Horizontal distance axis grid lines are 200m furlongs.

Disclaimer.

HRNZ and NZMTC and Thoroughbred Ratings Pty Ltd accepts no responsibility for the completeness or accuracy of any of the information contained herein, and makes no representations about its suitability for any particular purpose. Users should make their own judgements about those matters and/or seek independent advice. You assume all risks associated with use of the data provided on this page.



Race Results



July 21, 2023, Race 8, ELMWOOD TRADING CO. HANDICAP TROT, Distance 2600m, Addington - Survey 3200m

Result	TAB no.	Horse (Barrier)	2600 to	2400m to
12th	8	Wai Key Wee (2)	2400m	2200m
		Position in running (margin)	-	12(17.2)
		Sectional time (s)	19.49	15.75
		Cumulative time (s)	203.57	184.08
		Speed (m/s)	10.26	12.70
		Stride length (m)	0.00	0.00
		Stride duration (s)	0.000	0.000
		Stride efficiency (%)	0.00	0.00
		Stride count	0.00	0.00

Disclaimer.


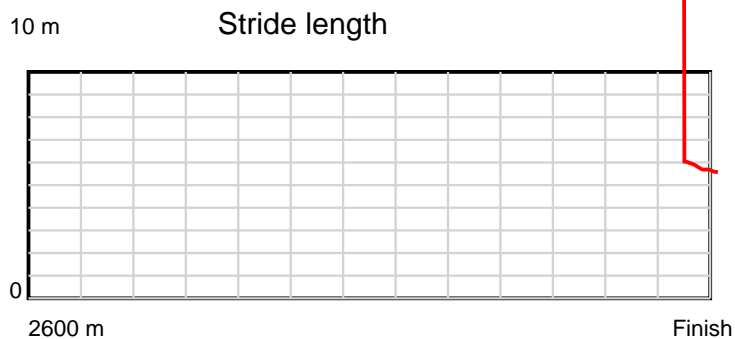
HRNZ and NZMTC and Thoroughbred Ratings Pty Ltd accepts no responsibility for the completeness or accuracy of any of the information contained herein, and makes no representations about its suitability for any particular purpose. Users should make their own judgements about those matters and/or seek independent advice. You assume all risks associated with use of the data provided on this page.



Race Results

July 21, 2023, Race 8, ELMWOOD TRADING CO. HANDICAP TROT, Distance 2600m, Addington - Survey 3200m

Result	TAB no.	Horse (Barrier)	2200m to	2000m to	1800m to	1600m to	1400m to	1200m to	1000m to	800m to	600m to	400m to	200m to	Total or	Margin
12th	8	Wai Key Wee (2)	2000m	1800m	1600m	1400m	1200m	1000m	800m	600m	400m	200m	WP	Average	
		Position in running (margin)	12(23.0)	11(22.4)	11(22.2)	12(18.6)	12(19.5)	12(16.0)	12(13.8)	12(12.9)	11(11.0)	11(9.9)	12(9.0)		17.30
		Sectional time (s)	15.47	16.23	15.76	15.85	14.55	15.28	15.28	14.90	15.20	14.53	15.28		
		Cumulative time (s)	168.33	152.86	136.63	120.87	105.02	90.47	75.19	59.91	45.01	29.81	15.28	3:23.57	
		Speed (m/s)	12.93	12.32	12.69	12.62	13.75	13.09	13.09	13.42	13.16	13.76	13.09	12.77	
		Stride length (m)	0.00	0.00	0.00	0.00	0.00	0.00	0.00	0.00	0.00	0.00	6.76	87.87	
		Stride duration (s)	0.000	0.000	0.000	0.000	0.000	0.000	0.000	0.000	0.000	0.000	0.517	6.880	
		Stride efficiency (%)	0.00	0.00	0.00	0.00	0.00	0.00	0.00	0.00	0.00	0.00	71.40	12064.80	
		Stride count	0.00	0.00	0.00	0.00	0.00	0.00	0.00	0.00	0.00	0.00	29.59	29.59	



Note: Horizontal distance axis grid lines are 200m furlongs.

Disclaimer.

HRNZ and NZMTC and Thoroughbred Ratings Pty Ltd accepts no responsibility for the completeness or accuracy of any of the information contained herein, and makes no representations about its suitability for any particular purpose. Users should make their own judgements about those matters and/or seek independent advice. You assume all risks associated with use of the data provided on this page.



Race Results



July 21, 2023, Race 8, ELMWOOD TRADING CO. HANDICAP TROT, Distance 2600m, Addington - Survey 3200m

Result	TAB no.	Horse (Barrier)	2600 to	2400m to
13th	5	Mad Jack (9)	2400m	2200m
		Position in running (margin)	-	3(2.5)
		Sectional time (s)	17.22	16.14
		Cumulative time (s)	217.03	199.81
		Speed (m/s)	11.62	12.39
		Stride length (m)	5.44	5.83
		Stride duration (s)	0.463	0.471
		Stride efficiency (%)	46.20	53.14
		Stride count	36.78	34.30

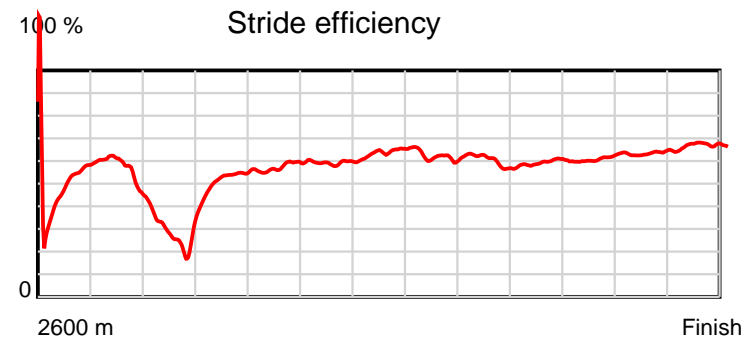
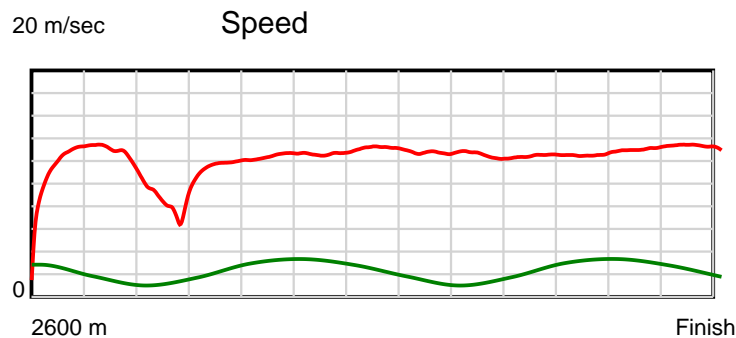
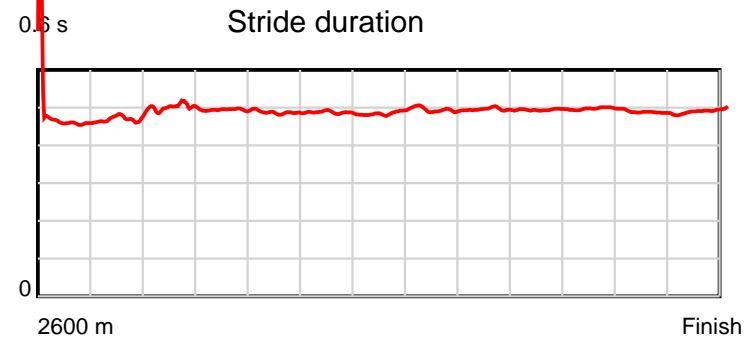
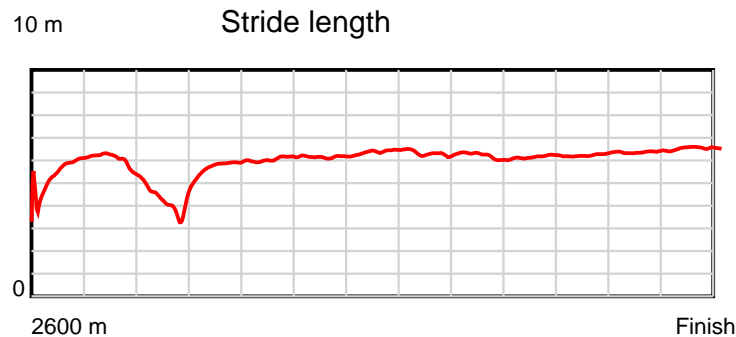
Disclaimer.

HRNZ and NZMTC and Thoroughbred Ratings Pty Ltd accepts no responsibility for the completeness or accuracy of any of the information contained herein, and makes no representations about its suitability for any particular purpose. Users should make their own judgements about those matters and/or seek independent advice. You assume all risks associated with use of the data provided on this page.

Race Results

July 21, 2023, Race 8, ELMWOOD TRADING CO. HANDICAP TROT, Distance 2600m, Addington - Survey 3200m

Result	TAB no.	Horse (Barrier)	2200m to	2000m to	1800m to	1600m to	1400m to	1200m to	1000m to	800m to	600m to	400m to	200m to	Total or	Margin
13th	5	Mad Jack (9)	2000m	1800m	1600m	1400m	1200m	1000m	800m	600m	400m	200m	WP	Average	
		Position in running (margin)	8(10.7)	13(64.9)	13(68.8)	13(68.5)	13(70.7)	13(71.5)	13(72.4)	13(76.0)	13(80.7)	13(84.0)	13(89.5)		92.10
		Sectional time (s)	24.62	16.91	16.32	16.07	15.25	15.80	16.03	15.99	15.94	15.60	15.14		
		Cumulative time (s)	183.67	159.05	142.14	125.82	109.75	94.50	78.70	62.67	46.68	30.74	15.14	3:37.03	
		Speed (m/s)	8.12	11.83	12.25	12.45	13.11	12.66	12.48	12.51	12.55	12.82	13.21	11.98	
		Stride length (m)	4.07	5.85	5.96	6.05	6.40	6.24	6.18	6.18	6.24	6.23	6.51	5.86	
		Stride duration (s)	0.501	0.495	0.487	0.486	0.488	0.493	0.496	0.494	0.498	0.486	0.493	0.489	
		Stride efficiency (%)	25.90	53.49	55.59	57.27	64.02	60.92	59.76	59.71	60.93	60.66	66.31	53.64	
		Stride count	49.12	34.19	33.53	33.04	31.25	32.03	32.34	32.36	32.03	32.10	30.70	443.77	



Note: Horizontal distance axis grid lines are 200m furlongs.

Disclaimer.

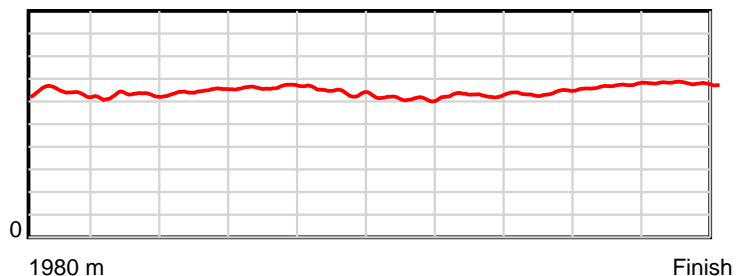
HRNZ and NZMTC and Thoroughbred Ratings Pty Ltd accepts no responsibility for the completeness or accuracy of any of the information contained herein, and makes no representations about its suitability for any particular purpose. Users should make their own judgements about those matters and/or seek independent advice. You assume all risks associated with use of the data provided on this page.

Race Results

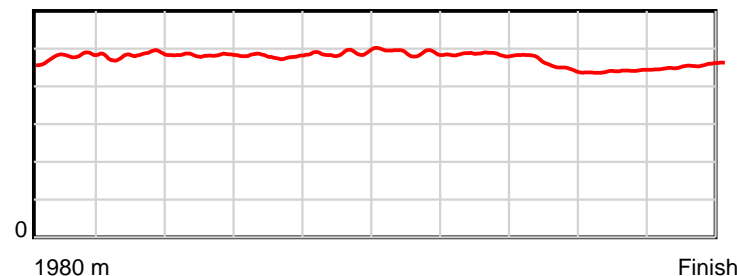
July 21, 2023, Race 9, FIRST DIRECT TAXIS MOBILE PACE, Distance 1980m, Addington - Survey 1980m

Result	TAB no.	Horse (Barrier)	1980 to	1800m to	1600m to	1400m to	1200m to	1000m to	800m to	600m to	400m to	200m to	Total or	Margin
1st	13	Prima Donna (13)	1800m	1600m	1400m	1200m	1000m	800m	600m	400m	200m	WP	Average	
		Position in running (margin)	-	11(10.2)	10(13.9)	10(10.6)	10(10.6)	8(7.8)	8(7.1)	8(6.4)	7(4.8)	3(1.3)		0.00
		Sectional time (s)	13.67	15.69	15.11	14.37	15.48	16.04	15.34	14.82	13.66	13.39		
		Cumulative time (s)	147.57	133.90	118.21	103.10	88.73	73.25	57.21	41.87	27.05	13.39	2:27.57	
		Speed (m/s)	13.16	12.75	13.24	13.92	12.92	12.47	13.04	13.50	14.64	14.94	13.42	
		Stride length (m)	6.46	6.16	6.39	6.68	6.33	6.10	6.33	6.17	6.46	6.81	6.38	
		Stride duration (s)	0.480	0.483	0.483	0.480	0.490	0.489	0.485	0.457	0.441	0.456	0.475	
		Stride efficiency (%)	65.12	59.22	63.75	69.67	62.57	58.13	62.52	59.54	65.12	72.54	63.59	
		Stride count	27.88	32.49	31.31	29.95	31.61	32.79	31.62	32.40	30.98	29.36	310.39	

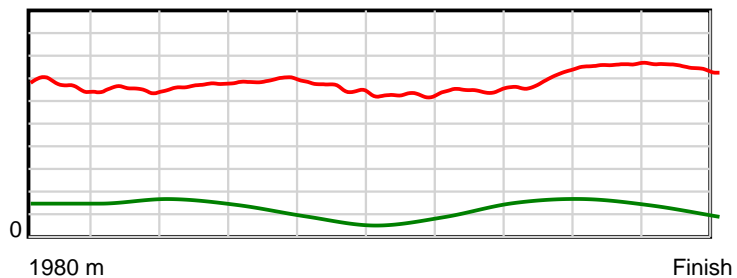
10 m Stride length



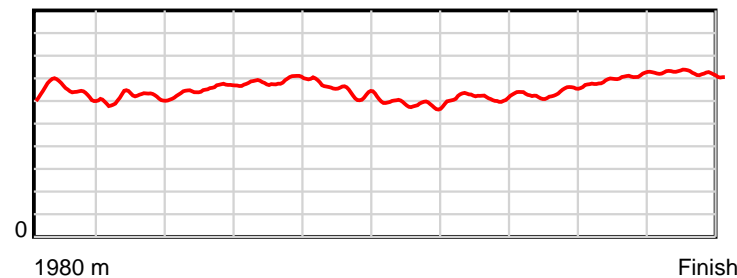
0.6 s Stride duration



20 m/sec Speed



100 % Stride efficiency



Note: Horizontal distance axis grid lines are 200m furlongs.

Disclaimer.

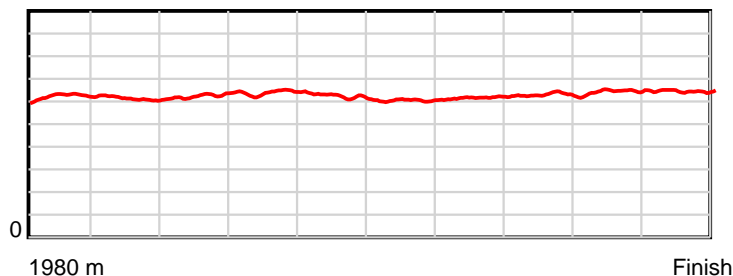
HRNZ and NZMTC and Thoroughbred Ratings Pty Ltd accepts no responsibility for the completeness or accuracy of any of the information contained herein, and makes no representations about its suitability for any particular purpose. Users should make their own judgements about those matters and/or seek independent advice. You assume all risks associated with use of the data provided on this page.

Race Results

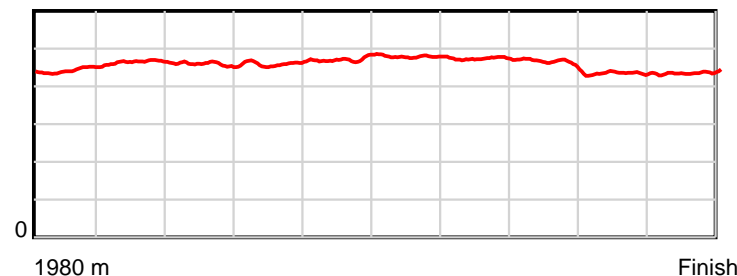
July 21, 2023, Race 9, FIRST DIRECT TAXIS MOBILE PACE, Distance 1980m, Addington - Survey 1980m

Result	TAB no.	Horse (Barrier)	1980 to	1800m to	1600m to	1400m to	1200m to	1000m to	800m to	600m to	400m to	200m to	Total or	Margin
2nd	11	Playing With S... (11)	1800m	1600m	1400m	1200m	1000m	800m	600m	400m	200m	WP	Average	
		Position in running (margin)	-	8(7.4)	8(9.6)	7(5.7)	6(6.2)	4(3.7)	4(3.0)	4(2.6)	4(2.2)	1(0.0)		0.05
		Sectional time (s)	13.31	15.44	15.01	14.46	15.53	16.03	15.40	15.03	13.88	13.53		
		Cumulative time (s)	147.62	134.31	118.87	103.86	89.40	73.87	57.84	42.44	27.41	13.53	2:27.62	
		Speed (m/s)	13.52	12.95	13.32	13.83	12.88	12.48	12.99	13.31	14.41	14.78	13.41	
		Stride length (m)	6.21	6.02	6.10	6.37	6.08	5.96	6.14	6.13	6.26	6.45	6.17	
		Stride duration (s)	0.442	0.465	0.458	0.461	0.472	0.478	0.473	0.461	0.434	0.437	0.460	
		Stride efficiency (%)	60.17	56.63	58.21	63.43	57.69	55.59	58.97	58.74	61.22	65.11	59.47	
		Stride count	29.01	33.22	32.77	31.39	32.92	33.53	32.56	32.62	31.95	30.98	320.95	

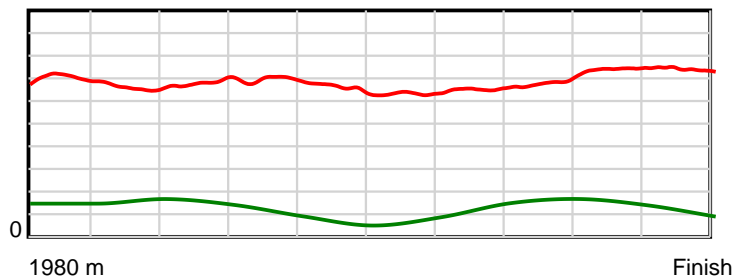
10 m Stride length



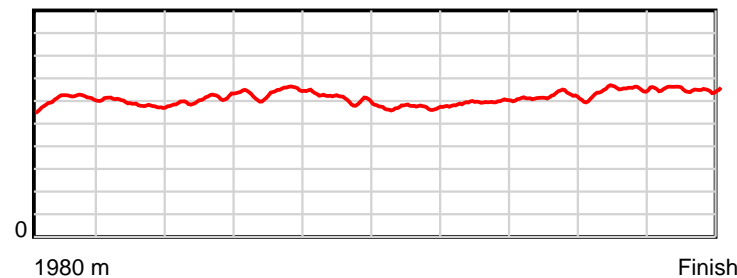
0.6 s Stride duration



20 m/sec Speed



100 % Stride efficiency



Note: Horizontal distance axis grid lines are 200m furlongs.

Disclaimer.

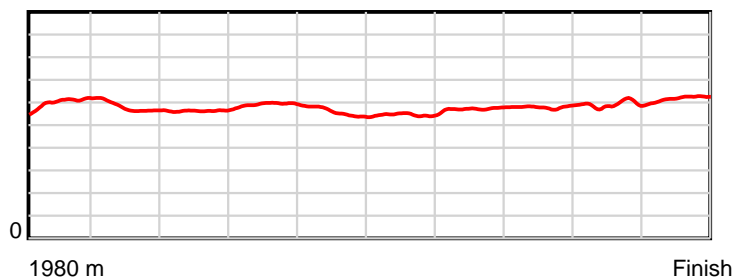
HRNZ and NZMTC and Thoroughbred Ratings Pty Ltd accepts no responsibility for the completeness or accuracy of any of the information contained herein, and makes no representations about its suitability for any particular purpose. Users should make their own judgements about those matters and/or seek independent advice. You assume all risks associated with use of the data provided on this page.

Race Results

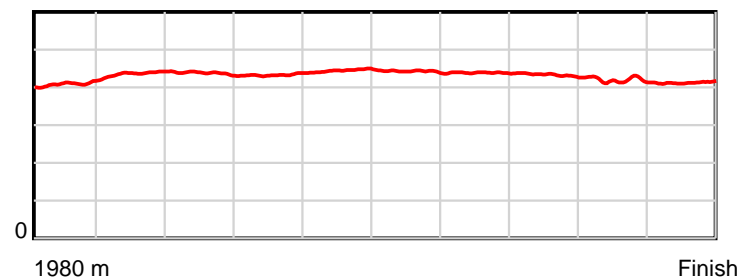
July 21, 2023, Race 9, FIRST DIRECT TAXIS MOBILE PACE, Distance 1980m, Addington - Survey 1980m

Result	TAB no.	Horse (Barrier)	1980 to	1800m to	1600m to	1400m to	1200m to	1000m to	800m to	600m to	400m to	200m to	Total or	Margin
3rd	5	Glenthorne (5)	1800m	1600m	1400m	1200m	1000m	800m	600m	400m	200m	WP	Average	
		Position in running (margin)	-	2(0.8)	2(2.1)	2(1.7)	3(3.7)	5(4.0)	5(4.2)	5(3.7)	5(3.6)	7(4.0)		2.30
		Sectional time (s)	12.11	15.28	15.59	14.72	15.99	16.19	15.38	15.07	14.31	13.34		
		Cumulative time (s)	147.98	135.87	120.59	105.00	90.28	74.29	58.10	42.72	27.65	13.34	2:27.98	
		Speed (m/s)	14.86	13.09	12.83	13.59	12.51	12.35	13.00	13.27	13.98	14.99	13.38	
		Stride length (m)	6.05	5.72	5.61	5.88	5.56	5.47	5.70	5.75	5.87	6.19	5.77	
		Stride duration (s)	0.409	0.437	0.438	0.433	0.445	0.442	0.439	0.433	0.420	0.413	0.431	
		Stride efficiency (%)	57.18	51.09	49.26	54.12	48.35	46.69	50.82	51.59	53.76	59.85	52.01	
		Stride count	29.76	34.98	35.62	33.99	35.96	36.59	35.07	34.81	34.10	32.32	343.20	

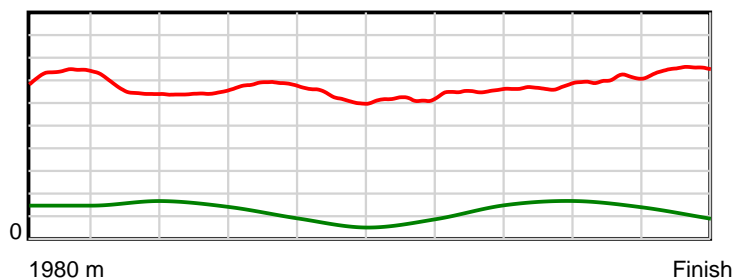
10 m Stride length



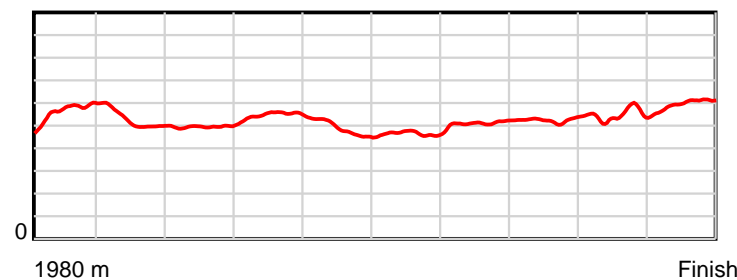
0.6 s Stride duration



20 m/sec Speed



100 % Stride efficiency



Note: Horizontal distance axis grid lines are 200m furlongs.

Disclaimer.

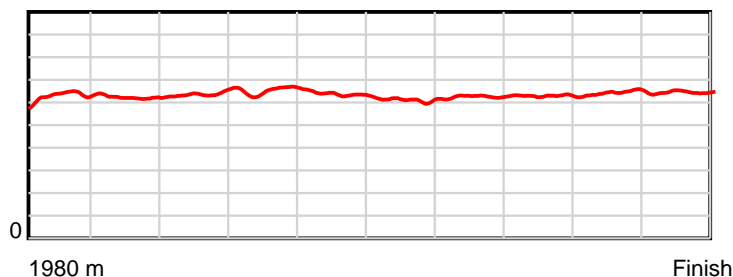
HRNZ and NZMTC and Thoroughbred Ratings Pty Ltd accepts no responsibility for the completeness or accuracy of any of the information contained herein, and makes no representations about its suitability for any particular purpose. Users should make their own judgements about those matters and/or seek independent advice. You assume all risks associated with use of the data provided on this page.

Race Results

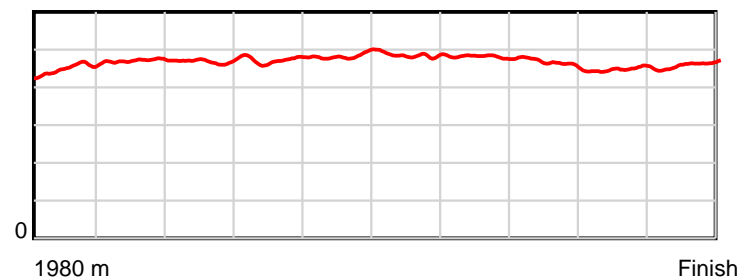
July 21, 2023, Race 9, FIRST DIRECT TAXIS MOBILE PACE, Distance 1980m, Addington - Survey 1980m

Result	TAB no.	Horse (Barrier)	1980 to	1800m to	1600m to	1400m to	1200m to	1000m to	800m to	600m to	400m to	200m to	Total or	Margin
4th	2	Apachofgold (2)	1800m	1600m	1400m	1200m	1000m	800m	600m	400m	200m	WP	Average	
		Position in running (margin)	-	4(4.8)	5(7.6)	4(3.3)	4(4.2)	2(1.7)	2(1.1)	2(0.4)	2(0.4)	2(0.1)		3.60
		Sectional time (s)	12.70	15.54	14.94	14.53	15.52	16.06	15.35	15.08	14.19	14.31		
		Cumulative time (s)	148.22	135.52	119.98	105.04	90.51	74.99	58.93	43.58	28.50	14.31	2:28.22	
		Speed (m/s)	14.17	12.87	13.39	13.76	12.89	12.45	13.03	13.26	14.09	13.98	13.36	
		Stride length (m)	6.33	6.06	6.28	6.51	6.25	6.03	6.26	6.16	6.31	6.45	6.26	
		Stride duration (s)	0.451	0.471	0.469	0.473	0.485	0.484	0.481	0.464	0.448	0.461	0.469	
		Stride efficiency (%)	62.62	57.42	61.65	66.19	60.97	56.84	61.33	59.21	62.22	64.92	61.23	
		Stride count	28.43	32.99	31.84	30.73	32.02	33.16	31.93	32.49	31.70	31.03	316.32	

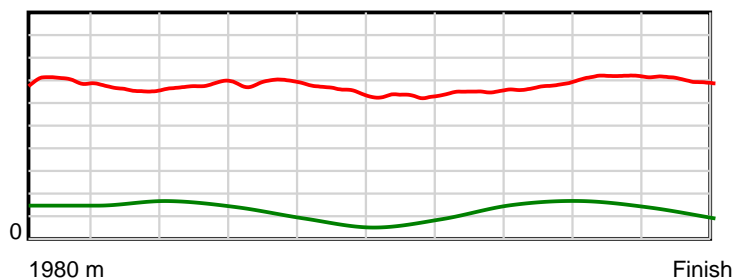
10 m Stride length



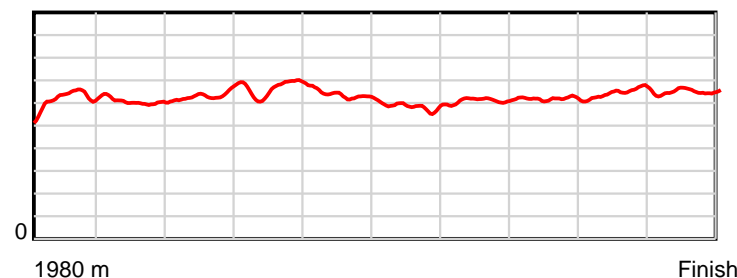
0.6 s Stride duration



20 m/sec Speed



100 % Stride efficiency



Note: Horizontal distance axis grid lines are 200m furlongs.

Disclaimer.

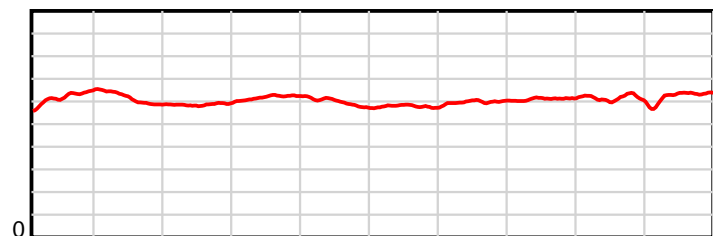
HRNZ and NZMTC and Thoroughbred Ratings Pty Ltd accepts no responsibility for the completeness or accuracy of any of the information contained herein, and makes no representations about its suitability for any particular purpose. Users should make their own judgements about those matters and/or seek independent advice. You assume all risks associated with use of the data provided on this page.

Race Results

July 21, 2023, Race 9, FIRST DIRECT TAXIS MOBILE PACE, Distance 1980m, Addington - Survey 1980m

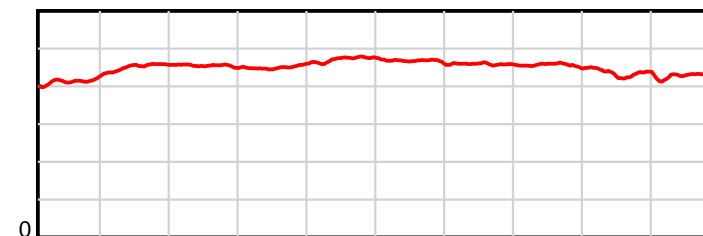
Result	TAB no.	Horse (Barrier)	1980 to	1800m to	1600m to	1400m to	1200m to	1000m to	800m to	600m to	400m to	200m to	Total or	Margin
5th	6	Tempo Warrior (6)	1800m	1600m	1400m	1200m	1000m	800m	600m	400m	200m	WP	Average	
		Position in running (margin)	-	1(0.0)	1(0.0)	1(0.0)	2(1.6)	3(2.6)	3(2.3)	3(1.9)	3(1.7)	6(3.0)		3.70
		Sectional time (s)	12.14	15.08	15.65	14.65	16.11	16.10	15.40	15.05	14.46	13.59		
		Cumulative time (s)	148.23	136.09	121.01	105.36	90.71	74.60	58.50	43.10	28.05	13.59	2:28.23	
		Speed (m/s)	14.82	13.26	12.78	13.65	12.41	12.42	12.99	13.29	13.83	14.72	13.36	
		Stride length (m)	6.24	6.00	5.81	6.16	5.85	5.80	5.96	6.06	6.00	6.33	6.01	
		Stride duration (s)	0.415	0.452	0.455	0.451	0.472	0.467	0.459	0.456	0.434	0.430	0.450	
		Stride efficiency (%)	60.81	56.22	52.70	59.27	53.56	52.57	55.53	57.36	56.32	62.67	56.53	
		Stride count	28.85	33.34	34.44	32.48	34.16	34.48	33.55	33.01	33.31	31.58	329.20	

10 m Stride length



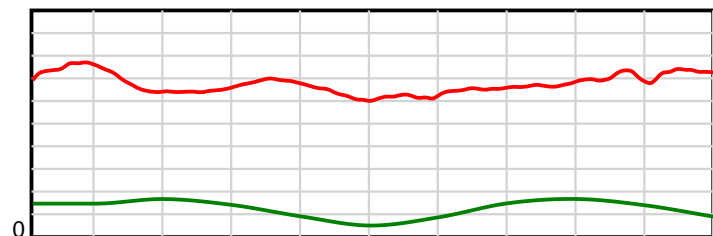
1980 m Finish

0.6 s Stride duration



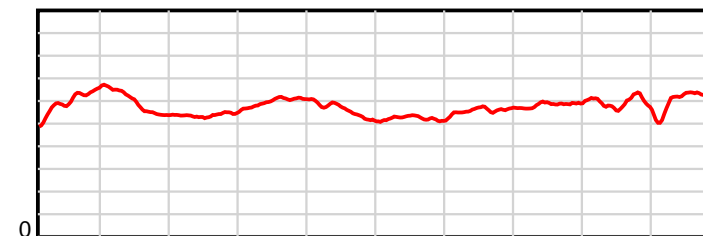
1980 m Finish

20 m/sec Speed



1980 m Finish

100 % Stride efficiency



1980 m Finish

Note: Horizontal distance axis grid lines are 200m furlongs.

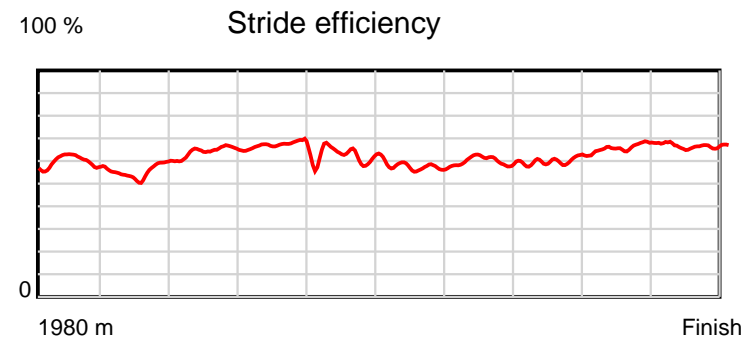
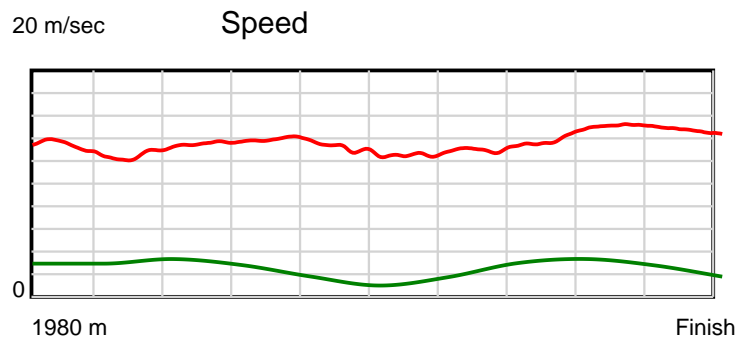
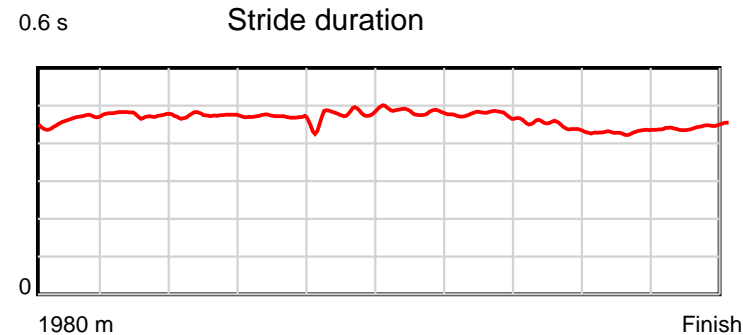
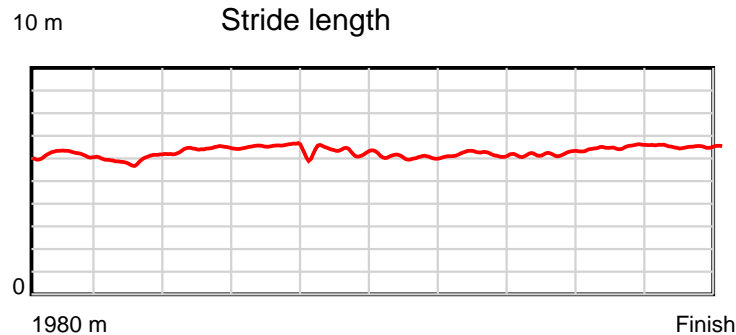
Disclaimer.

HRNZ and NZMTC and Thoroughbred Ratings Pty Ltd accepts no responsibility for the completeness or accuracy of any of the information contained herein, and makes no representations about its suitability for any particular purpose. Users should make their own judgements about those matters and/or seek independent advice. You assume all risks associated with use of the data provided on this page.

Race Results

July 21, 2023, Race 9, FIRST DIRECT TAXIS MOBILE PACE, Distance 1980m, Addington - Survey 1980m

Result	TAB no.	Horse (Barrier)	1980 to	1800m to	1600m to	1400m to	1200m to	1000m to	800m to	600m to	400m to	200m to	Total or	Margin
6th	7	Choco Lou (7)	1800m	1600m	1400m	1200m	1000m	800m	600m	400m	200m	WP	Average	
		Position in running (margin)	-	10(9.1)	11(16.0)	11(12.3)	11(12.6)	10(9.7)	10(9.0)	10(8.5)	10(6.4)	8(4.1)		4.10
		Sectional time (s)	13.48	16.24	15.04	14.43	15.46	16.03	15.38	14.75	13.85	13.64		
		Cumulative time (s)	148.30	134.82	118.58	103.54	89.11	73.65	57.62	42.24	27.49	13.64	2:28.30	
		Speed (m/s)	13.35	12.32	13.30	13.86	12.94	12.48	13.00	13.56	14.44	14.66	13.35	
		Stride length (m)	6.16	5.86	6.30	6.46	6.22	6.03	6.20	6.04	6.23	6.52	6.20	
		Stride duration (s)	0.462	0.476	0.474	0.466	0.481	0.483	0.477	0.445	0.431	0.445	0.464	
		Stride efficiency (%)	59.31	53.74	62.01	65.25	60.47	56.83	60.04	56.97	60.66	66.41	60.01	
		Stride count	29.22	34.10	31.75	30.95	32.15	33.16	32.27	33.12	32.10	30.68	319.50	



Note: Horizontal distance axis grid lines are 200m furlongs.

Disclaimer.

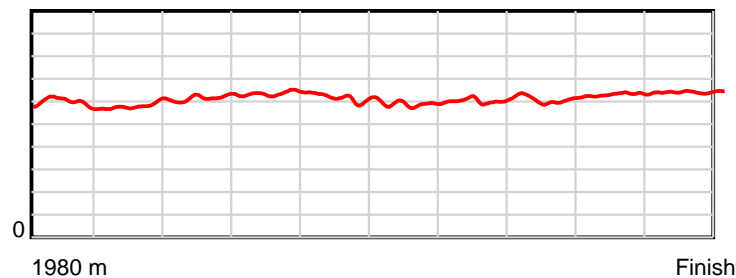
HRNZ and NZMTC and Thoroughbred Ratings Pty Ltd accepts no responsibility for the completeness or accuracy of any of the information contained herein, and makes no representations about its suitability for any particular purpose. Users should make their own judgements about those matters and/or seek independent advice. You assume all risks associated with use of the data provided on this page.

Race Results

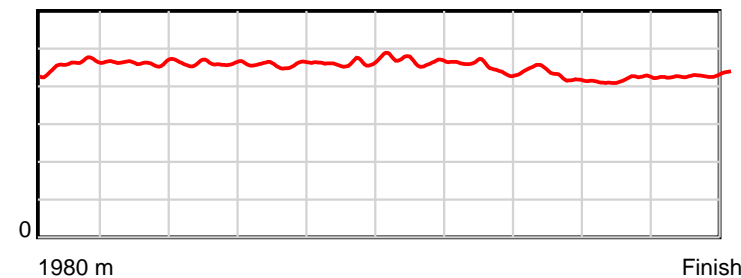
July 21, 2023, Race 9, FIRST DIRECT TAXIS MOBILE PACE, Distance 1980m, Addington - Survey 1980m

Result	TAB no.	Horse (Barrier)	1980 to	1800m to	1600m to	1400m to	1200m to	1000m to	800m to	600m to	400m to	200m to	Total or	Margin
7th	8	McCrikey (8)	1800m	1600m	1400m	1200m	1000m	800m	600m	400m	200m	WP	Average	
		Position in running (margin)	-	12(11.6)	13(19.2)	13(16.7)	13(17.1)	13(13.7)	13(12.9)	12(9.6)	11(7.4)	12(6.0)		4.40
		Sectional time (s)	13.97	16.34	15.25	14.45	15.37	16.02	14.90	14.72	14.02	13.32		
		Cumulative time (s)	148.36	134.39	118.05	102.80	88.35	72.98	56.96	42.06	27.34	13.32	2:28.36	
		Speed (m/s)	12.88	12.24	13.11	13.84	13.01	12.48	13.42	13.59	14.27	15.02	13.35	
		Stride length (m)	5.96	5.67	6.05	6.34	6.02	5.84	6.03	5.85	5.97	6.45	6.01	
		Stride duration (s)	0.459	0.463	0.461	0.458	0.463	0.468	0.449	0.431	0.419	0.430	0.450	
		Stride efficiency (%)	55.42	50.18	57.15	62.75	56.69	53.33	56.75	53.56	55.68	65.09	56.45	
		Stride count	30.23	35.29	33.07	31.56	33.20	34.24	33.19	34.16	33.50	30.99	329.43	

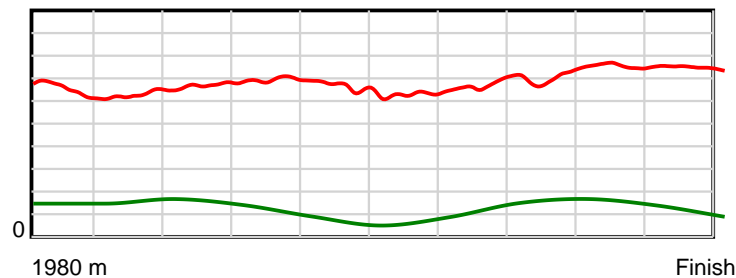
10 m Stride length



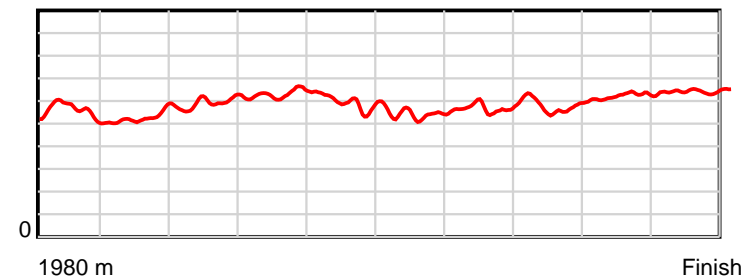
0.6 s Stride duration



20 m/sec Speed



100 % Stride efficiency



Note: Horizontal distance axis grid lines are 200m furlongs.

Disclaimer.

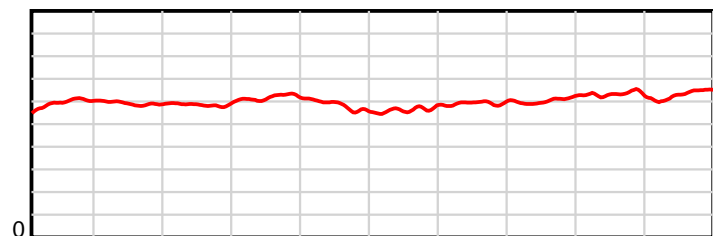
HRNZ and NZMTC and Thoroughbred Ratings Pty Ltd accepts no responsibility for the completeness or accuracy of any of the information contained herein, and makes no representations about its suitability for any particular purpose. Users should make their own judgements about those matters and/or seek independent advice. You assume all risks associated with use of the data provided on this page.

Race Results

July 21, 2023, Race 9, FIRST DIRECT TAXIS MOBILE PACE, Distance 1980m, Addington - Survey 1980m

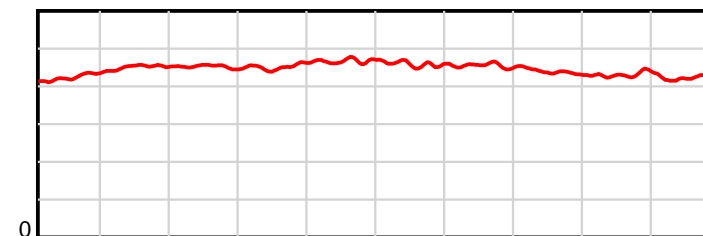
Result	TAB no.	Horse (Barrier)	1980 to	1800m to	1600m to	1400m to	1200m to	1000m to	800m to	600m to	400m to	200m to	Total or	Margin
8th	10	Tremendous Lov... (10)	1800m	1600m	1400m	1200m	1000m	800m	600m	400m	200m	WP	Average	
		Position in running (margin)	-	7(7.2)	6(8.9)	8(7.7)	9(8.9)	11(10.4)	11(10.3)	11(9.3)	12(7.8)	11(5.9)		4.80
		Sectional time (s)	12.96	15.36	15.45	14.58	16.20	16.13	15.30	14.83	13.93	13.68		
		Cumulative time (s)	148.42	135.46	120.10	104.65	90.07	73.87	57.74	42.44	27.61	13.68	2:28.42	
		Speed (m/s)	13.88	13.02	12.94	13.72	12.35	12.40	13.07	13.49	14.36	14.62	13.34	
		Stride length (m)	5.96	5.88	5.85	6.21	5.78	5.69	5.94	5.91	6.20	6.25	5.96	
		Stride duration (s)	0.425	0.451	0.452	0.452	0.468	0.459	0.455	0.439	0.432	0.427	0.447	
		Stride efficiency (%)	55.56	53.94	53.44	60.20	52.13	50.66	55.19	54.67	60.05	60.97	55.53	
		Stride count	30.19	34.04	34.20	32.22	34.63	35.12	33.65	33.81	32.26	32.02	332.14	

10 m Stride length



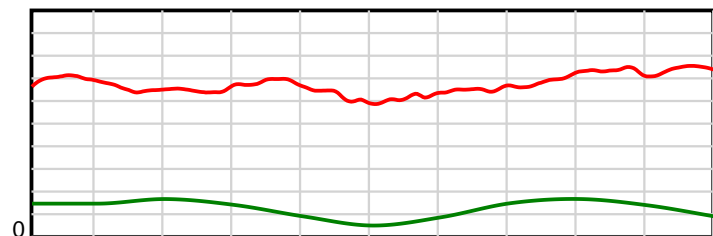
1980 m Finish

0.6 s Stride duration



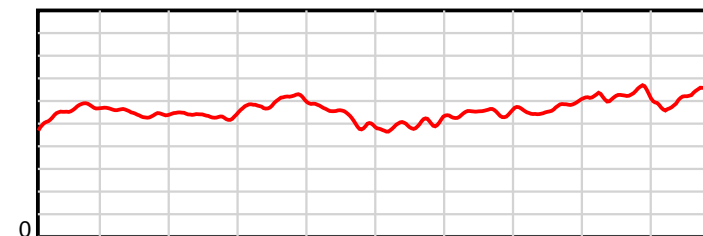
1980 m Finish

20 m/sec Speed



1980 m Finish

100 % Stride efficiency



1980 m Finish

Note: Horizontal distance axis grid lines are 200m furlongs.

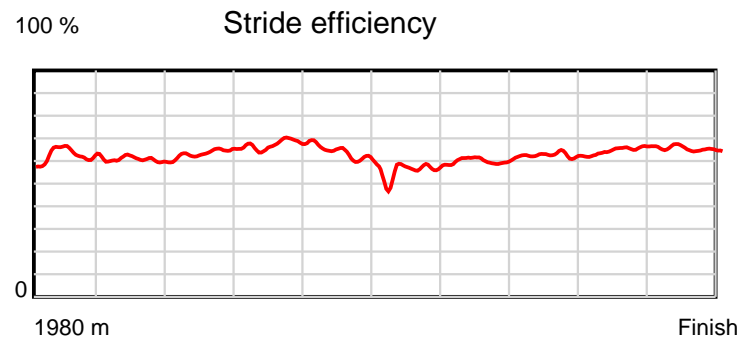
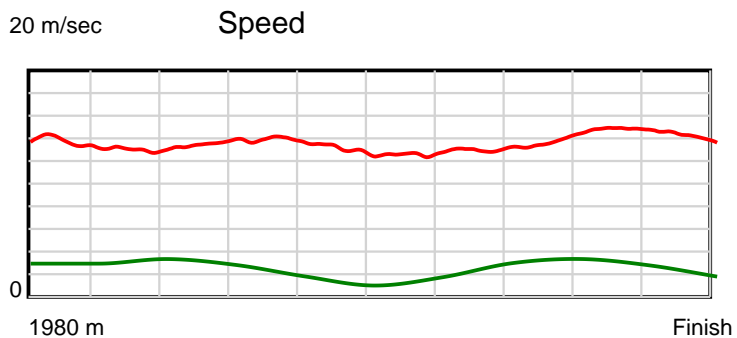
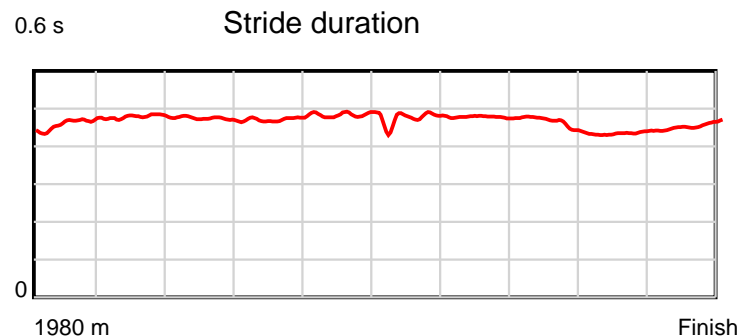
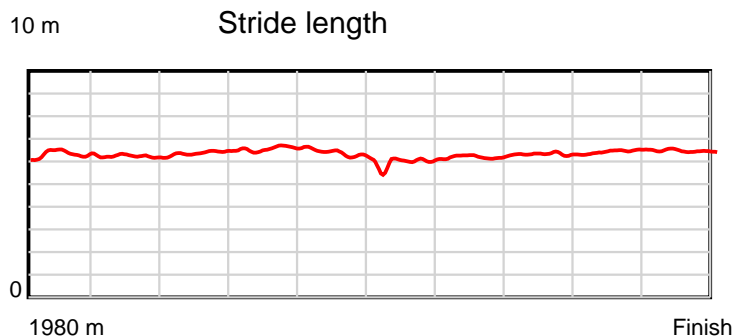
Disclaimer.

HRNZ and NZMTC and Thoroughbred Ratings Pty Ltd accepts no responsibility for the completeness or accuracy of any of the information contained herein, and makes no representations about its suitability for any particular purpose. Users should make their own judgements about those matters and/or seek independent advice. You assume all risks associated with use of the data provided on this page.

Race Results

July 21, 2023, Race 9, FIRST DIRECT TAXIS MOBILE PACE, Distance 1980m, Addington - Survey 1980m

Result	TAB no.	Horse (Barrier)	1980 to	1800m to	1600m to	1400m to	1200m to	1000m to	800m to	600m to	400m to	200m to	Total or	Margin
9th	12	Oliver North (12)	1800m	1600m	1400m	1200m	1000m	800m	600m	400m	200m	WP	Average	
		Position in running (margin)	-	9(8.6)	9(11.8)	9(8.2)	8(8.4)	6(5.5)	6(5.2)	6(4.4)	6(3.9)	4(2.4)		5.20
		Sectional time (s)	13.37	15.60	15.05	14.43	15.45	16.11	15.32	15.01	13.99	14.18		
		Cumulative time (s)	148.51	135.14	119.54	104.49	90.06	74.61	58.50	43.18	28.17	14.18	2:28.51	
		Speed (m/s)	13.46	12.82	13.29	13.86	12.94	12.41	13.05	13.32	14.30	14.10	13.33	
		Stride length (m)	6.32	6.13	6.30	6.55	6.27	5.88	6.23	6.16	6.22	6.43	6.24	
		Stride duration (s)	0.461	0.478	0.474	0.472	0.484	0.474	0.477	0.462	0.435	0.456	0.468	
		Stride efficiency (%)	62.35	58.69	61.97	67.04	61.35	54.03	60.58	59.21	60.44	64.58	60.87	
		Stride count	28.50	32.63	31.76	30.54	31.92	34.01	32.12	32.49	32.16	31.11	317.24	



Note: Horizontal distance axis grid lines are 200m furlongs.

Disclaimer.

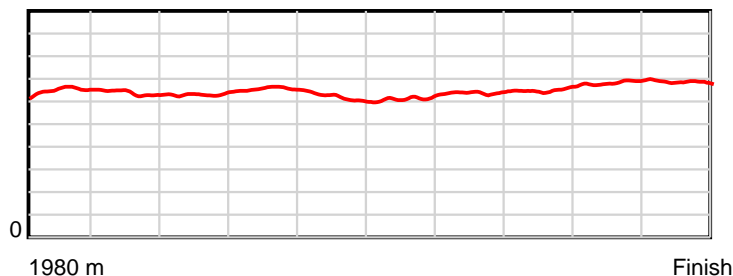
HRNZ and NZMTC and Thoroughbred Ratings Pty Ltd accepts no responsibility for the completeness or accuracy of any of the information contained herein, and makes no representations about its suitability for any particular purpose. Users should make their own judgements about those matters and/or seek independent advice. You assume all risks associated with use of the data provided on this page.

Race Results

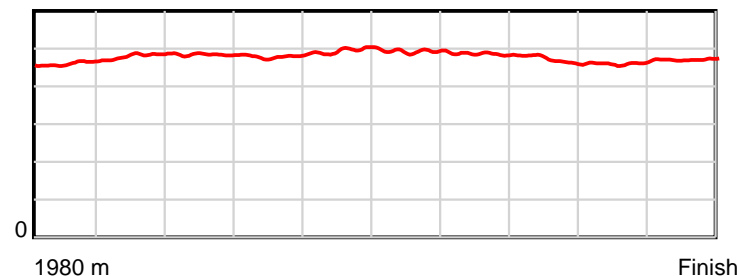
July 21, 2023, Race 9, FIRST DIRECT TAXIS MOBILE PACE, Distance 1980m, Addington - Survey 1980m

Result	TAB no.	Horse (Barrier)	1980 to	1800m to	1600m to	1400m to	1200m to	1000m to	800m to	600m to	400m to	200m to	Total or	Margin
10th	1	Hes Santas Exc... (1)	1800m	1600m	1400m	1200m	1000m	800m	600m	400m	200m	WP	Average	
		Position in running (margin)	-	5(5.1)	4(6.6)	6(5.7)	7(7.3)	9(8.2)	9(8.2)	9(7.6)	9(5.9)	10(4.8)		5.30
		Sectional time (s)	12.77	15.32	15.51	14.65	16.09	16.15	15.36	14.82	14.06	13.80		
		Cumulative time (s)	148.53	135.76	120.44	104.93	90.28	74.19	58.04	42.68	27.86	13.80	2:28.53	
		Speed (m/s)	14.09	13.05	12.89	13.65	12.43	12.38	13.02	13.50	14.22	14.49	13.33	
		Stride length (m)	6.48	6.27	6.24	6.54	6.16	6.10	6.32	6.36	6.57	6.83	6.38	
		Stride duration (s)	0.461	0.480	0.484	0.479	0.495	0.493	0.486	0.471	0.462	0.471	0.479	
		Stride efficiency (%)	65.60	61.44	60.85	66.84	59.29	58.18	62.49	63.22	67.39	72.83	63.59	
		Stride count	27.78	31.89	32.05	30.58	32.47	32.78	31.63	31.44	30.46	29.30	310.38	

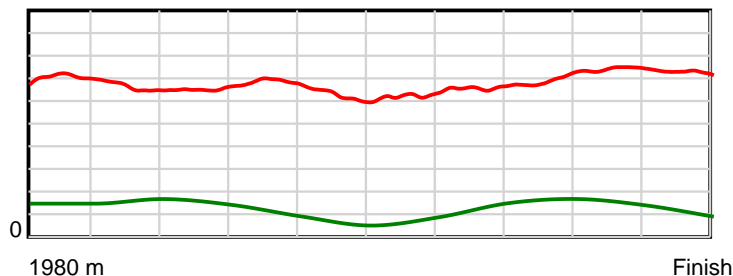
10 m Stride length



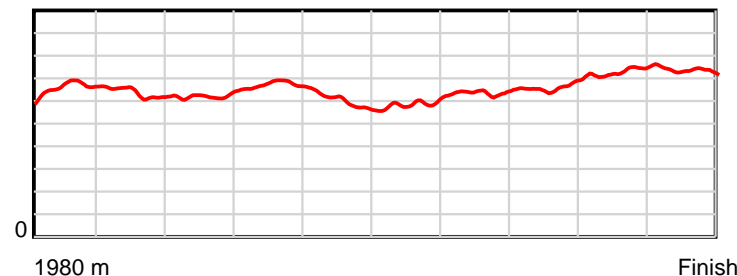
0.6 s Stride duration



20 m/sec Speed



100 % Stride efficiency



Note: Horizontal distance axis grid lines are 200m furlongs.

Disclaimer.

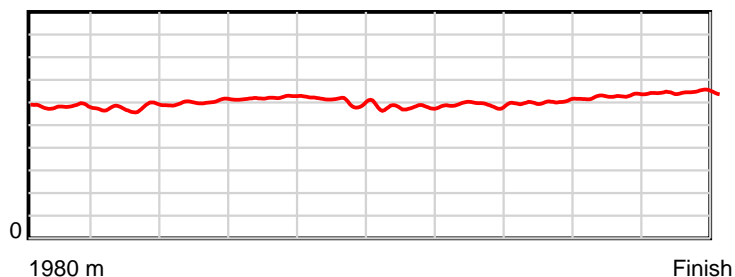
HRNZ and NZMTC and Thoroughbred Ratings Pty Ltd accepts no responsibility for the completeness or accuracy of any of the information contained herein, and makes no representations about its suitability for any particular purpose. Users should make their own judgements about those matters and/or seek independent advice. You assume all risks associated with use of the data provided on this page.

Race Results

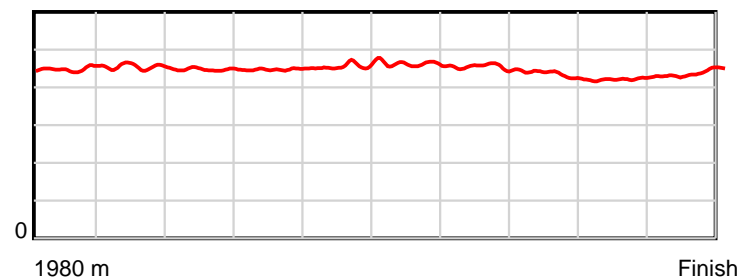
July 21, 2023, Race 9, FIRST DIRECT TAXIS MOBILE PACE, Distance 1980m, Addington - Survey 1980m

Result	TAB no.	Horse (Barrier)	1980 to	1800m to	1600m to	1400m to	1200m to	1000m to	800m to	600m to	400m to	200m to	Total or	Margin
11th	9	Smokin Annie (9)	1800m	1600m	1400m	1200m	1000m	800m	600m	400m	200m	WP	Average	
		Position in running (margin)	-	13(11.9)	12(18.0)	12(14.8)	12(15.1)	12(11.4)	12(10.8)	13(10.0)	13(8.5)	13(6.8)		6.10
		Sectional time (s)	13.93	16.09	15.12	14.43	15.33	16.06	15.32	14.85	13.96	13.58		
		Cumulative time (s)	148.67	134.74	118.65	103.53	89.10	73.77	57.71	42.39	27.54	13.58	2:28.67	
		Speed (m/s)	12.92	12.43	13.23	13.86	13.05	12.45	13.05	13.47	14.33	14.73	13.32	
		Stride length (m)	5.82	5.65	5.91	6.20	5.97	5.74	5.93	5.84	6.05	6.47	5.95	
		Stride duration (s)	0.449	0.455	0.447	0.447	0.458	0.461	0.454	0.434	0.422	0.439	0.447	
		Stride efficiency (%)	52.91	49.87	54.67	60.12	55.70	51.50	54.95	53.38	57.24	65.36	55.36	
		Stride count	30.93	35.40	33.81	32.25	33.50	34.84	33.73	34.22	33.05	30.92	332.65	

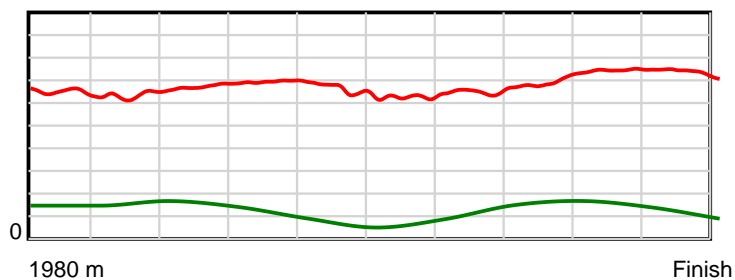
10 m Stride length



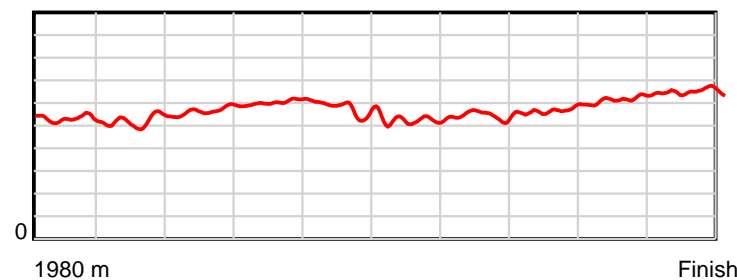
0.6 s Stride duration



20 m/sec Speed



100 % Stride efficiency



Note: Horizontal distance axis grid lines are 200m furlongs.

Disclaimer.

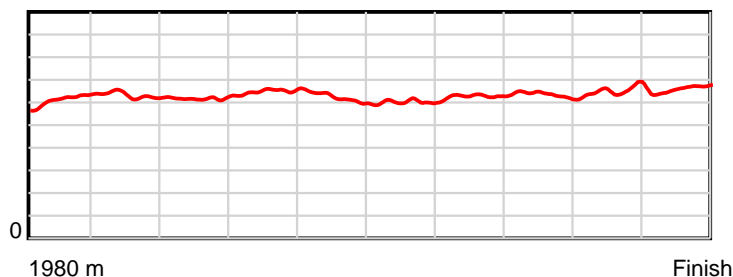
HRNZ and NZMTC and Thoroughbred Ratings Pty Ltd accepts no responsibility for the completeness or accuracy of any of the information contained herein, and makes no representations about its suitability for any particular purpose. Users should make their own judgements about those matters and/or seek independent advice. You assume all risks associated with use of the data provided on this page.

Race Results

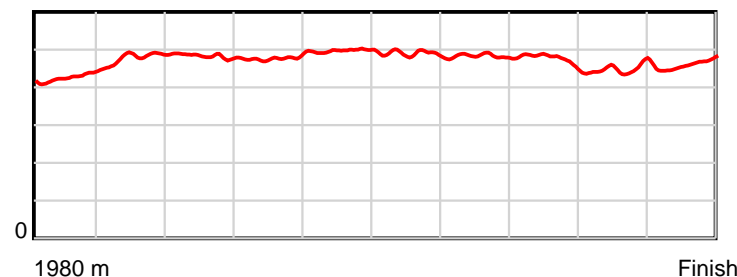
July 21, 2023, Race 9, FIRST DIRECT TAXIS MOBILE PACE, Distance 1980m, Addington - Survey 1980m

Result	TAB no.	Horse (Barrier)	1980 to	1800m to	1600m to	1400m to	1200m to	1000m to	800m to	600m to	400m to	200m to	Total or	Margin
12th	3	Lizzie Richter (3)	1800m	1600m	1400m	1200m	1000m	800m	600m	400m	200m	WP	Average	
		Position in running (margin)	-	3(2.5)	3(3.9)	5(3.5)	5(5.2)	7(5.9)	7(6.0)	7(5.3)	8(5.3)	9(4.7)		6.10
		Sectional time (s)	12.21	15.30	15.60	14.66	16.07	16.16	15.34	15.10	14.14	14.09		
		Cumulative time (s)	148.67	136.46	121.16	105.56	90.90	74.83	58.67	43.33	28.23	14.09	2:28.67	
		Speed (m/s)	14.74	13.07	12.82	13.64	12.45	12.38	13.04	13.25	14.14	14.19	13.32	
		Stride length (m)	6.18	6.26	6.20	6.51	6.19	6.05	6.29	6.28	6.37	6.55	6.29	
		Stride duration (s)	0.426	0.479	0.483	0.477	0.497	0.489	0.483	0.474	0.450	0.462	0.472	
		Stride efficiency (%)	59.61	61.16	60.05	66.29	59.90	57.24	61.84	61.62	63.32	67.13	61.74	
		Stride count	29.14	31.97	32.26	30.71	32.30	33.05	31.79	31.85	31.42	30.52	315.01	

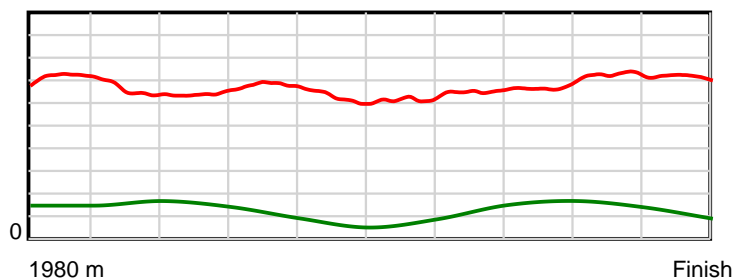
10 m Stride length



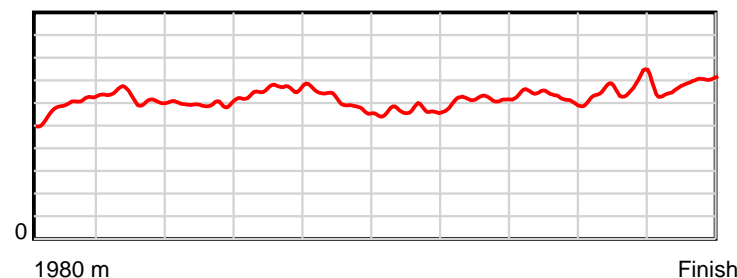
0.6 s Stride duration



20 m/sec Speed



100 % Stride efficiency



Note: Horizontal distance axis grid lines are 200m furlongs.

Disclaimer.

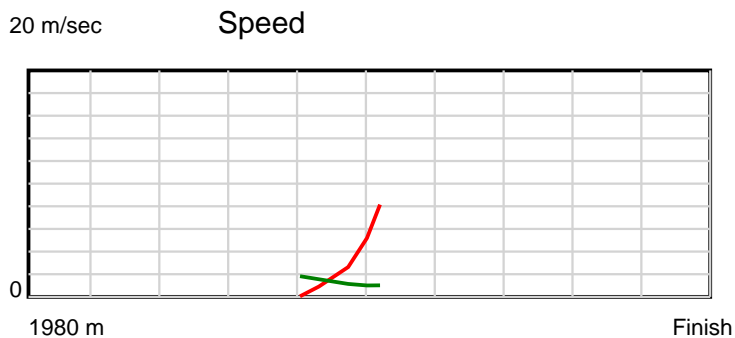
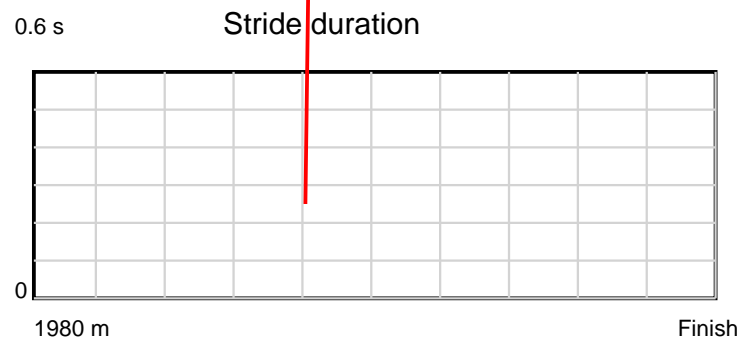
HRNZ and NZMTC and Thoroughbred Ratings Pty Ltd accepts no responsibility for the completeness or accuracy of any of the information contained herein, and makes no representations about its suitability for any particular purpose. Users should make their own judgements about those matters and/or seek independent advice. You assume all risks associated with use of the data provided on this page.



Race Results

July 21, 2023, Race 9, FIRST DIRECT TAXIS MOBILE PACE, Distance 1980m, Addington - Survey 1980m

Result	TAB no.	Horse (Barrier)	1980 to	1800m to	1600m to	1400m to	1200m to	1000m to	800m to	600m to	400m to	200m to	Total or	Margin
13th	4	Executive Bann... (4)	1800m	1600m	1400m	1200m	1000m	800m	600m	400m	200m	WP	Average	
		Position in running (margin)	-	6(6.1)	7(9.0)	3(2.6)	1(0.0)	1(0.0)	1(0.0)	1(0.0)	1(0.0)	5(2.6)		10.90
		Sectional time (s)	13.00	15.56	14.58	13.95	15.95	16.15	15.46	15.09	14.68	15.12		
		Cumulative time (s)	149.54	136.54	120.98	106.40	92.45	76.50	60.35	44.89	29.80	15.12	2:29.54	
		Speed (m/s)	13.84	12.85	13.72	14.34	12.54	12.38	12.94	13.25	13.62	13.23	13.24	
		Stride length (m)	0.00	0.00	0.00	42997.38	77.56	40.42	40.36	41.35	42.51	41.26	73.63	
		Stride duration (s)	0.000	0.000	0.000	2998.261	6.184	3.264	3.120	3.120	3.120	3.120	5.561	
		Stride efficiency (%)	0.00	0.00	0.00	2888999424.0	9399.66	2553.52	2545.33	2672.11	2823.45	2659.76	8472.51	
		Stride count	0.00	0.00	0.00	0.00	2.58	4.95	4.96	4.84	4.71	4.85	26.89	



Note: Horizontal distance axis grid lines are 200m furlongs.

Disclaimer.

HRNZ and NZMTC and Thoroughbred Ratings Pty Ltd accepts no responsibility for the completeness or accuracy of any of the information contained herein, and makes no representations about its suitability for any particular purpose. Users should make their own judgements about those matters and/or seek independent advice. You assume all risks associated with use of the data provided on this page.