



Race Results

NZ Metropolitan Trotting Club Inc, HRNZ, July 23, 2023

Compilation date: July 23, 2023, 2:12:15 PM (NZST)

Copyright © 2023 HRNZ and NZMTC. All rights reserved.

Trademarks.

StrideMASTER is a registered trademark of Thoroughbred Ratings Pty Ltd.

Disclaimer.

HRNZ and NZMTC and Thoroughbred Ratings Pty Ltd accepts no responsibility for the completeness or accuracy of any of the information contained herein, and makes no representations about its suitability for any particular purpose. Users should make their own judgements about those matters and/or seek independent advice. You assume all risks associated with use of the data provided on this page.



Race Results



July 23, 2023, Race 3, , Distance 2600m, Addington - Survey 3200m

Result	TAB no.	Horse (Barrier)	2600 to	2400m to
1st	8	Tartan Raider (7)	2400m	2200m
		Position in running (margin)	-	4(2.8)
		Sectional time (s)	16.43	14.30
		Cumulative time (s)	196.95	180.52
		Speed (m/s)	12.17	13.99
		Stride length (m)	5.61	6.11
		Stride duration (s)	0.445	0.437
		Stride efficiency (%)	49.12	58.41
		Stride count	35.67	32.71

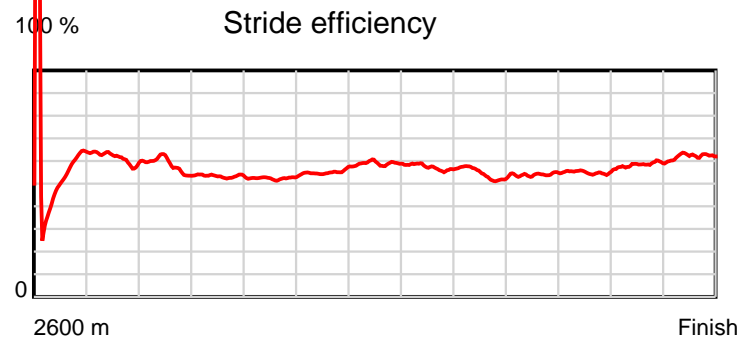
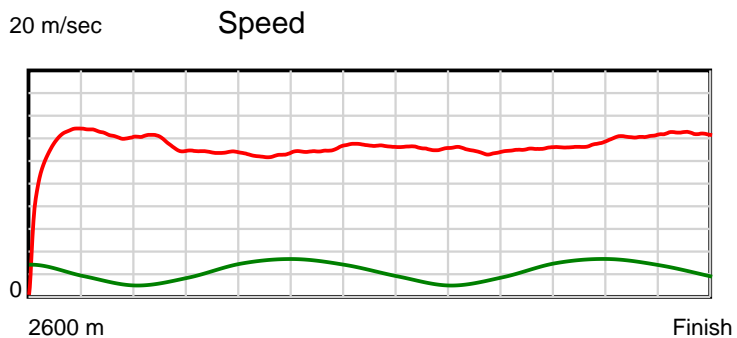
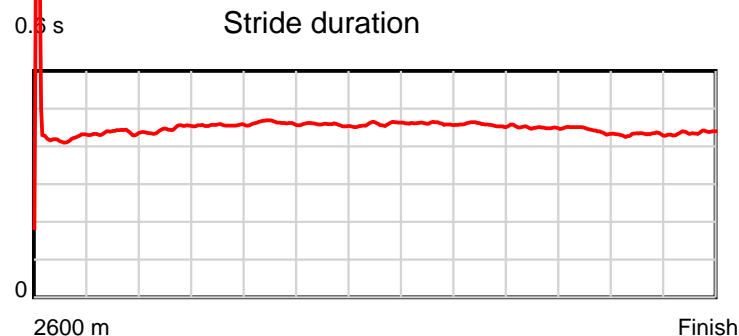
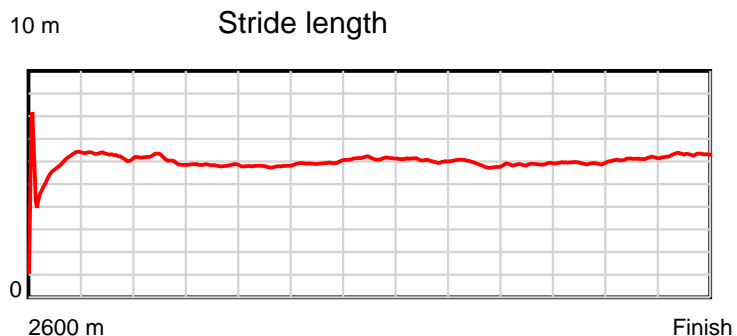
Disclaimer.

HRNZ and NZMTC and Thoroughbred Ratings Pty Ltd accepts no responsibility for the completeness or accuracy of any of the information contained herein, and makes no representations about its suitability for any particular purpose. Users should make their own judgements about those matters and/or seek independent advice. You assume all risks associated with use of the data provided on this page.

Race Results

July 23, 2023, Race 3, , Distance 2600m, Addington - Survey 3200m

Result	TAB no.	Horse (Barrier)	2200m to	2000m to	1800m to	1600m to	1400m to	1200m to	1000m to	800m to	600m to	400m to	200m to	Total or	Margin
1st	8	Tartan Raider (7)	2000m	1800m	1600m	1400m	1200m	1000m	800m	600m	400m	200m	WP	Average	
		Position in running (margin)	2(2.1)	1(0.0)	1(0.0)	1(0.0)	1(0.0)	1(0.0)	1(0.0)	1(0.0)	1(0.0)	1(0.0)	2(0.2)		0.00
		Sectional time (s)	15.04	15.68	16.12	15.39	14.97	15.24	15.66	15.30	15.01	14.02	13.79		
		Cumulative time (s)	166.22	151.18	135.50	119.38	103.99	89.02	73.78	58.12	42.82	27.81	13.79	3:16.95	
		Speed (m/s)	13.30	12.76	12.41	13.00	13.36	13.12	12.77	13.07	13.32	14.27	14.50	13.20	
		Stride length (m)	5.93	5.82	5.74	5.95	6.14	6.04	5.85	5.88	5.90	6.16	6.33	5.95	
		Stride duration (s)	0.446	0.456	0.463	0.458	0.459	0.460	0.458	0.450	0.443	0.432	0.437	0.451	
		Stride efficiency (%)	54.99	52.86	51.50	55.28	58.89	56.96	53.44	53.97	54.37	59.25	62.67	55.35	
		Stride count	33.72	34.39	34.84	33.63	32.58	33.13	34.20	34.03	33.91	32.48	31.58	436.87	



Note: Horizontal distance axis grid lines are 200m furlongs.

Disclaimer.

HRNZ and NZMTC and Thoroughbred Ratings Pty Ltd accepts no responsibility for the completeness or accuracy of any of the information contained herein, and makes no representations about its suitability for any particular purpose. Users should make their own judgements about those matters and/or seek independent advice. You assume all risks associated with use of the data provided on this page.



Race Results



July 23, 2023, Race 3, , Distance 2600m, Addington - Survey 3200m

Result	TAB no.	Horse (Barrier)	2600 to	2400m to
2nd	4	Wolf Of Wall S... (3)	2400m	2200m
		Position in running (margin)	-	5(4.1)
		Sectional time (s)	16.58	14.76
		Cumulative time (s)	196.95	180.37
		Speed (m/s)	12.06	13.55
		Stride length (m)	64.23	13.57
		Stride duration (s)	5.242	1.001
		Stride efficiency (%)	6446.94	287.55
		Stride count	3.11	14.74

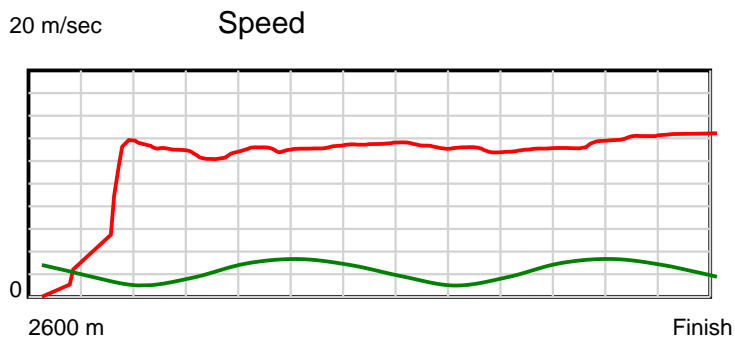
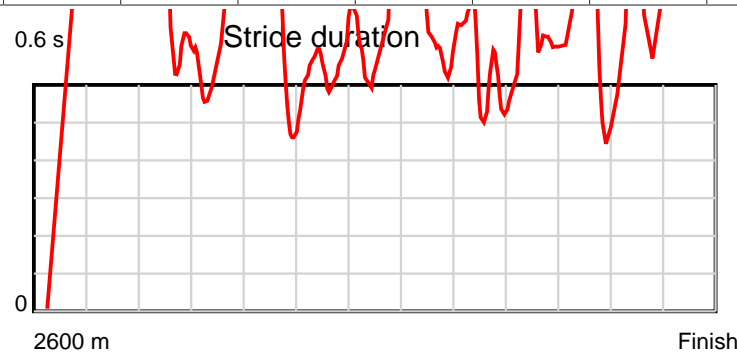
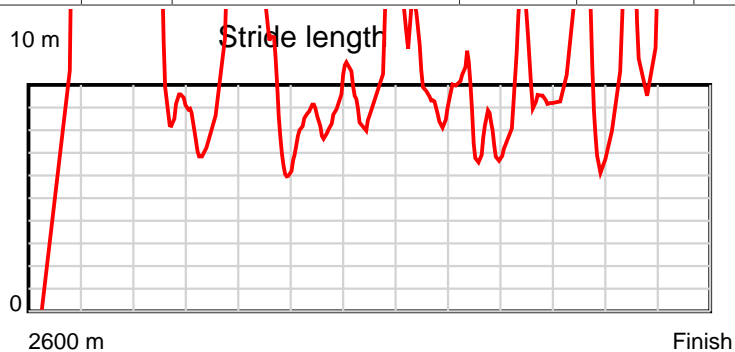
Disclaimer.

HRNZ and NZMTC and Thoroughbred Ratings Pty Ltd accepts no responsibility for the completeness or accuracy of any of the information contained herein, and makes no representations about its suitability for any particular purpose. Users should make their own judgements about those matters and/or seek independent advice. You assume all risks associated with use of the data provided on this page.

Race Results

July 23, 2023, Race 3, , Distance 2600m, Addington - Survey 3200m

Result	TAB no.	Horse (Barrier)	2200m to	2000m to	1800m to	1600m to	1400m to	1200m to	1000m to	800m to	600m to	400m to	200m to	Total or	Margin
2nd	4	Wolf Of Wall S... (3)	2000m	1800m	1600m	1400m	1200m	1000m	800m	600m	400m	200m	WP	Average	
		Position in running (margin)	5(6.2)	5(7.9)	5(7.5)	3(3.8)	3(2.2)	2(0.5)	2(0.7)	2(1.1)	2(0.9)	2(0.5)	1(0.0)		0.00
		Sectional time (s)	15.67	15.62	15.50	15.12	14.68	15.27	15.73	15.26	14.95	13.90	13.91		
		Cumulative time (s)	165.61	149.94	134.32	118.82	103.70	89.02	73.75	58.02	42.76	27.81	13.91	3:16.95	
		Speed (m/s)	12.76	12.80	12.90	13.23	13.62	13.10	12.71	13.11	13.38	14.39	14.38	13.20	
		Stride length (m)	8.30	11.78	8.32	7.43	7.50	8.71	7.29	8.04	10.31	10.62	24.07	10.06	
		Stride duration (s)	0.651	0.920	0.645	0.562	0.550	0.665	0.573	0.613	0.771	0.738	1.675	0.762	
		Stride efficiency (%)	107.76	216.85	108.29	86.32	87.83	118.44	82.98	101.06	166.25	176.23	905.56	158.27	
		Stride count	24.08	16.98	24.03	26.91	26.68	22.97	27.45	24.87	19.39	18.83	8.31	258.35	



Note: Horizontal distance axis grid lines are 200m furlongs.

Disclaimer.

HRNZ and NZMTC and Thoroughbred Ratings Pty Ltd accepts no responsibility for the completeness or accuracy of any of the information contained herein, and makes no representations about its suitability for any particular purpose. Users should make their own judgements about those matters and/or seek independent advice. You assume all risks associated with use of the data provided on this page.



Race Results



July 23, 2023, Race 3, , Distance 2600m, Addington - Survey 3200m

Result	TAB no.	Horse (Barrier)	2600 to	2400m to
3rd	7	Let's Go Ringo (6)	2400m	2200m
		Position in running (margin)	-	8(8.0)
		Sectional time (s)	17.23	14.52
		Cumulative time (s)	196.96	179.73
		Speed (m/s)	11.61	13.77
		Stride length (m)	5.24	6.03
		Stride duration (s)	0.445	0.438
		Stride efficiency (%)	42.95	56.83
		Stride count	38.15	33.16

Disclaimer.

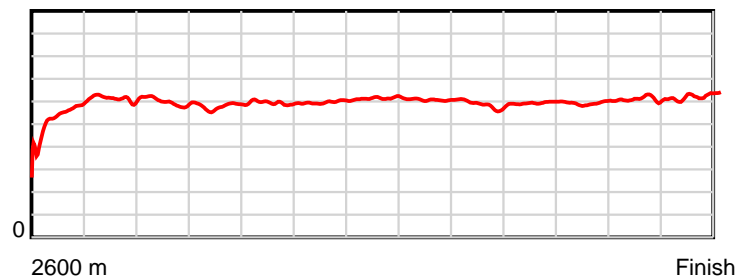
HRNZ and NZMTC and Thoroughbred Ratings Pty Ltd accepts no responsibility for the completeness or accuracy of any of the information contained herein, and makes no representations about its suitability for any particular purpose. Users should make their own judgements about those matters and/or seek independent advice. You assume all risks associated with use of the data provided on this page.

Race Results

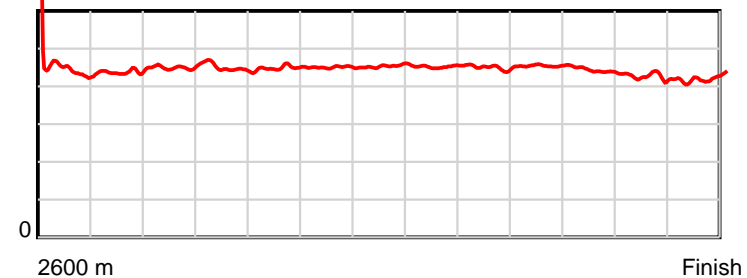
July 23, 2023, Race 3, , Distance 2600m, Addington - Survey 3200m

Result	TAB no.	Horse (Barrier)	2200m to	2000m to	1800m to	1600m to	1400m to	1200m to	1000m to	800m to	600m to	400m to	200m to	Total or	Margin
3rd	7	Let's Go Ringo (6)	2000m	1800m	1600m	1400m	1200m	1000m	800m	600m	400m	200m	WP	Average	
		Position in running (margin)	7(8.6)	7(10.0)	6(9.2)	5(5.6)	5(4.7)	4(3.1)	4(2.1)	4(2.8)	3(2.3)	4(2.7)	4(2.5)		0.10
		Sectional time (s)	15.61	15.55	15.53	15.24	14.70	15.07	15.77	15.22	15.08	13.94	13.50		
		Cumulative time (s)	165.21	149.60	134.05	118.52	103.28	88.58	73.51	57.74	42.52	27.44	13.50	3:16.96	
		Speed (m/s)	12.81	12.86	12.88	13.12	13.61	13.27	12.68	13.14	13.26	14.35	14.81	13.20	
		Stride length (m)	5.77	5.78	5.79	5.91	6.18	6.00	5.71	5.98	5.85	6.09	6.25	5.88	
		Stride duration (s)	0.450	0.449	0.449	0.450	0.454	0.452	0.450	0.455	0.441	0.424	0.422	0.445	
		Stride efficiency (%)	52.00	52.26	52.37	54.59	59.66	56.29	50.90	55.79	53.39	57.92	61.03	54.02	
		Stride count	34.67	34.58	34.55	33.84	32.37	33.32	35.04	33.47	34.22	32.85	32.00	442.22	

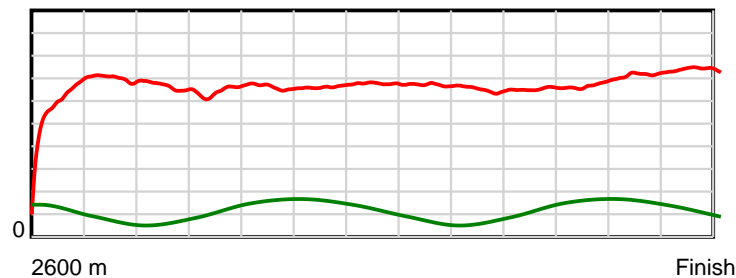
10 m Stride length



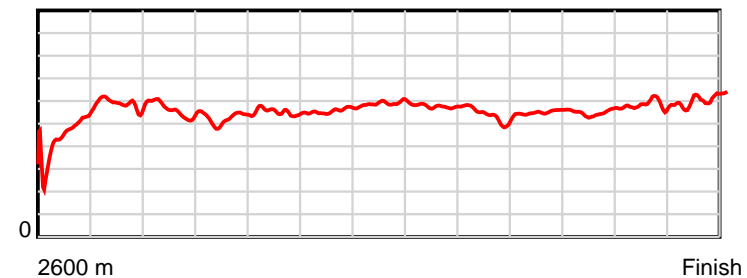
0.5 s Stride duration



20 m/sec Speed



100 % Stride efficiency



Note: Horizontal distance axis grid lines are 200m furlongs.

Disclaimer.

HRNZ and NZMTC and Thoroughbred Ratings Pty Ltd accepts no responsibility for the completeness or accuracy of any of the information contained herein, and makes no representations about its suitability for any particular purpose. Users should make their own judgements about those matters and/or seek independent advice. You assume all risks associated with use of the data provided on this page.



Race Results



July 23, 2023, Race 3, , Distance 2600m, Addington - Survey 3200m

Result	TAB no.	Horse (Barrier)	2600 to	2400m to
4th	5	Style Council (4)	2400m	2200m
		Position in running (margin)	-	2(0.4)
		Sectional time (s)	16.29	14.35
		Cumulative time (s)	196.99	180.70
		Speed (m/s)	12.28	13.94
		Stride length (m)	5.23	5.97
		Stride duration (s)	0.418	0.429
		Stride efficiency (%)	42.78	55.72
		Stride count	38.22	33.49

Disclaimer.

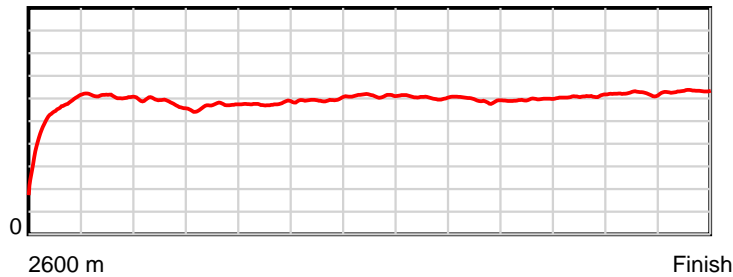
HRNZ and NZMTC and Thoroughbred Ratings Pty Ltd accepts no responsibility for the completeness or accuracy of any of the information contained herein, and makes no representations about its suitability for any particular purpose. Users should make their own judgements about those matters and/or seek independent advice. You assume all risks associated with use of the data provided on this page.

Race Results

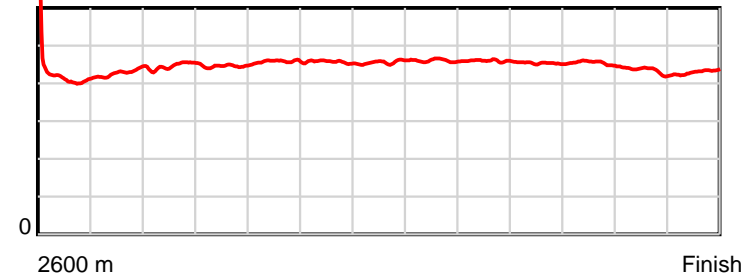
July 23, 2023, Race 3, , Distance 2600m, Addington - Survey 3200m

Result	TAB no.	Horse (Barrier)	2200m to	2000m to	1800m to	1600m to	1400m to	1200m to	1000m to	800m to	600m to	400m to	200m to	Total or	Margin
4th	5	Style Council (4)	2000m	1800m	1600m	1400m	1200m	1000m	800m	600m	400m	200m	WP	Average	
		Position in running (margin)	1(0.0)	2(2.0)	2(2.8)	2(2.1)	2(1.2)	3(1.0)	3(1.4)	3(2.5)	4(2.7)	3(2.1)	3(0.7)		0.30
		Sectional time (s)	15.71	15.82	15.99	15.24	14.94	15.30	15.85	15.34	14.91	13.75	13.50		
		Cumulative time (s)	166.35	150.64	134.82	118.83	103.59	88.65	73.35	57.50	42.16	27.25	13.50	3:16.99	
		Speed (m/s)	12.73	12.64	12.51	13.12	13.39	13.07	12.62	13.04	13.41	14.55	14.81	13.20	
		Stride length (m)	5.68	5.63	5.72	6.00	6.10	6.02	5.80	5.91	6.09	6.31	6.38	5.90	
		Stride duration (s)	0.447	0.446	0.458	0.457	0.456	0.460	0.460	0.453	0.454	0.434	0.431	0.447	
		Stride efficiency (%)	50.48	49.61	51.16	56.24	58.21	56.63	52.55	54.64	57.91	62.20	63.62	54.34	
		Stride count	35.19	35.50	34.95	33.34	32.77	33.22	34.49	33.82	32.85	31.70	31.35	440.89	

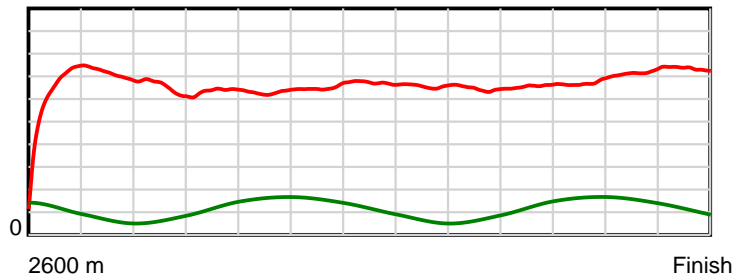
10 m Stride length



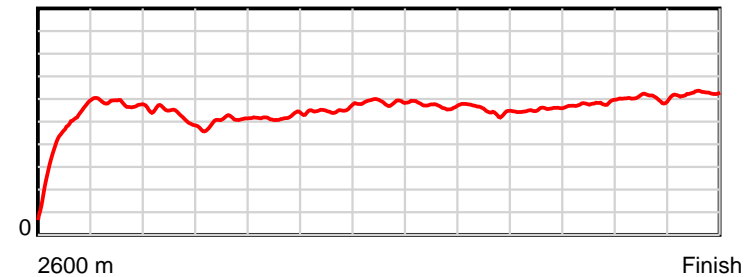
0.5 s Stride duration



20 m/sec Speed



100 % Stride efficiency



Note: Horizontal distance axis grid lines are 200m furlongs.

Disclaimer.

HRNZ and NZMTC and Thoroughbred Ratings Pty Ltd accepts no responsibility for the completeness or accuracy of any of the information contained herein, and makes no representations about its suitability for any particular purpose. Users should make their own judgements about those matters and/or seek independent advice. You assume all risks associated with use of the data provided on this page.



Race Results



July 23, 2023, Race 3, , Distance 2600m, Addington - Survey 3200m

Result	TAB no.	Horse (Barrier)	2600 to	2400m to
5th	6	Winnyzback (5)	2400m	2200m
		Position in running (margin)	-	9(16.6)
		Sectional time (s)	18.66	13.97
		Cumulative time (s)	197.16	178.50
		Speed (m/s)	10.72	14.32
		Stride length (m)	5.17	6.38
		Stride duration (s)	0.469	0.446
		Stride efficiency (%)	41.82	63.66
		Stride count	38.66	31.34

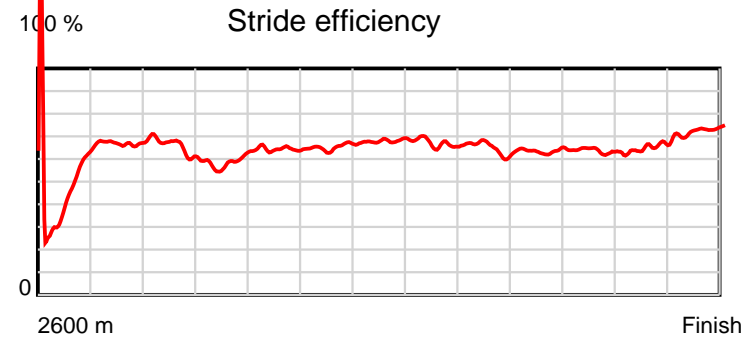
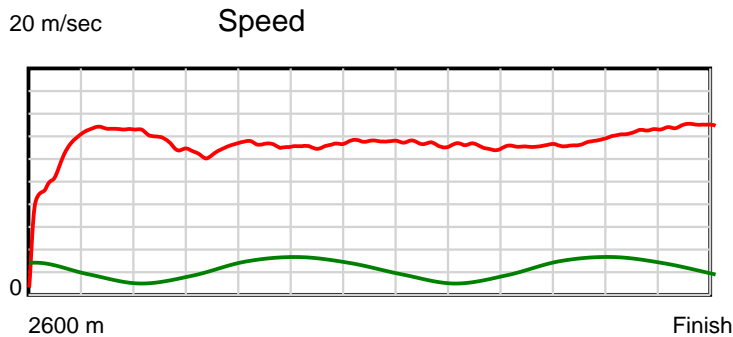
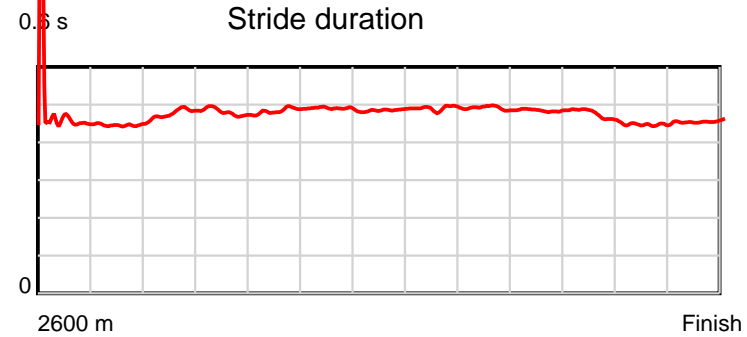
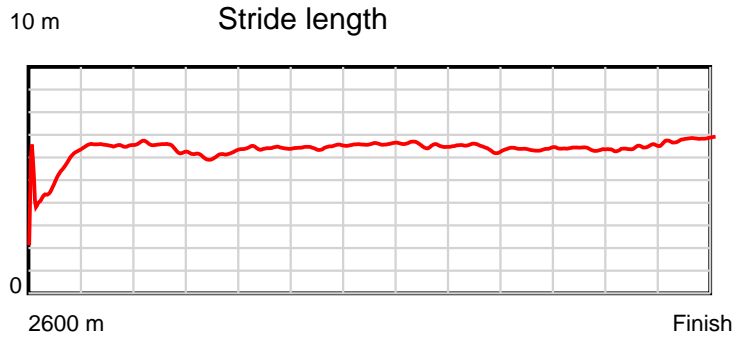
Disclaimer.

HRNZ and NZMTC and Thoroughbred Ratings Pty Ltd accepts no responsibility for the completeness or accuracy of any of the information contained herein, and makes no representations about its suitability for any particular purpose. Users should make their own judgements about those matters and/or seek independent advice. You assume all risks associated with use of the data provided on this page.

Race Results

July 23, 2023, Race 3, , Distance 2600m, Addington - Survey 3200m

Result	TAB no.	Horse (Barrier)	2200m to	2000m to	1800m to	1600m to	1400m to	1200m to	1000m to	800m to	600m to	400m to	200m to	Total or	Margin
5th	6	Winnyzback (5)	2000m	1800m	1600m	1400m	1200m	1000m	800m	600m	400m	200m	WP	Average	
		Position in running (margin)	9(13.9)	9(12.2)	9(11.8)	7(7.5)	7(6.4)	6(5.1)	5(4.1)	6(4.7)	5(4.2)	6(4.4)	5(4.3)		1.20
		Sectional time (s)	15.09	15.61	15.41	15.20	14.75	15.08	15.77	15.21	15.05	13.96	13.40		
		Cumulative time (s)	164.53	149.44	133.83	118.42	103.22	88.47	73.39	57.62	42.41	27.36	13.40	3:17.16	
		Speed (m/s)	13.25	12.81	12.98	13.16	13.56	13.26	12.68	13.15	13.29	14.33	14.93	13.19	
		Stride length (m)	6.34	6.15	6.29	6.45	6.58	6.51	6.23	6.38	6.26	6.42	6.81	6.28	
		Stride duration (s)	0.478	0.480	0.484	0.490	0.486	0.490	0.491	0.485	0.471	0.448	0.456	0.476	
		Stride efficiency (%)	62.74	59.10	61.73	64.94	67.74	66.13	60.56	63.55	61.15	64.47	72.53	61.63	
		Stride count	31.56	32.52	31.82	31.02	30.38	30.74	32.13	31.36	31.97	31.14	29.36	414.00	



Note: Horizontal distance axis grid lines are 200m furlongs.

Disclaimer.

HRNZ and NZMTC and Thoroughbred Ratings Pty Ltd accepts no responsibility for the completeness or accuracy of any of the information contained herein, and makes no representations about its suitability for any particular purpose. Users should make their own judgements about those matters and/or seek independent advice. You assume all risks associated with use of the data provided on this page.



Race Results



July 23, 2023, Race 3, , Distance 2600m, Addington - Survey 3200m

Result	TAB no.	Horse (Barrier)	2600 to	2400m to
6th	3	Sports Babe (2)	2400m	2200m
		Position in running (margin)	-	6(4.7)
		Sectional time (s)	16.82	15.00
		Cumulative time (s)	198.06	181.24
		Speed (m/s)	11.89	13.33
		Stride length (m)	5.13	5.77
		Stride duration (s)	0.430	0.433
		Stride efficiency (%)	41.06	52.03
		Stride count	39.02	34.66

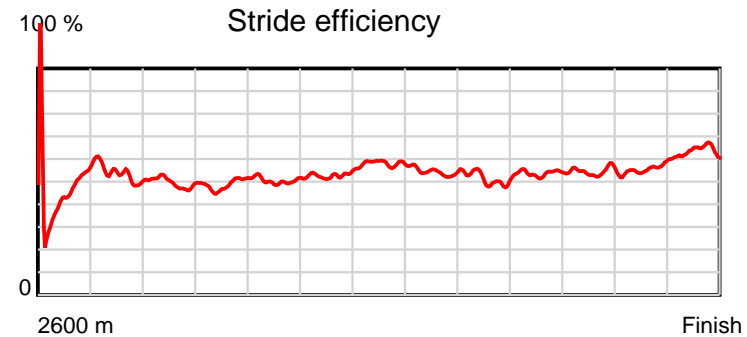
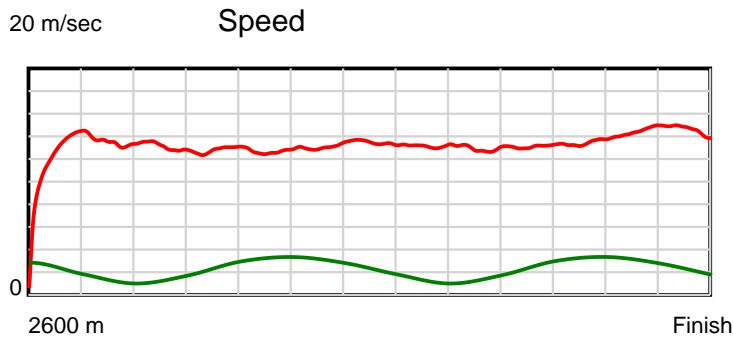
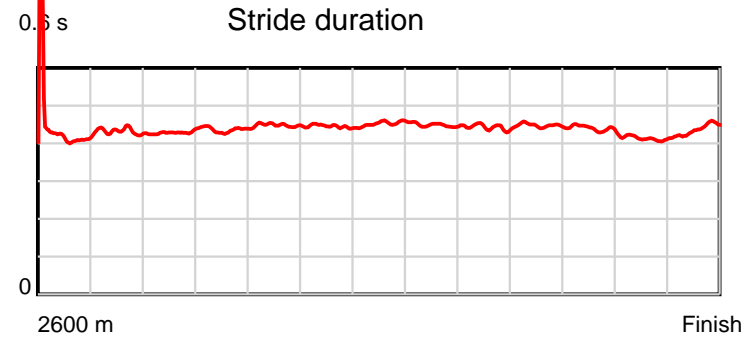
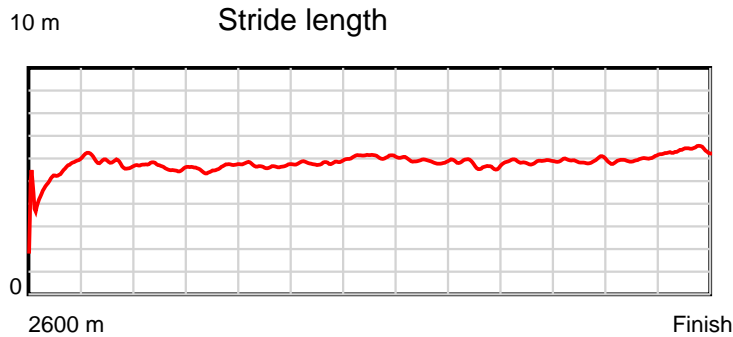
Disclaimer.

HRNZ and NZMTC and Thoroughbred Ratings Pty Ltd accepts no responsibility for the completeness or accuracy of any of the information contained herein, and makes no representations about its suitability for any particular purpose. Users should make their own judgements about those matters and/or seek independent advice. You assume all risks associated with use of the data provided on this page.

Race Results

July 23, 2023, Race 3, , Distance 2600m, Addington - Survey 3200m

Result	TAB no.	Horse (Barrier)	2200m to	2000m to	1800m to	1600m to	1400m to	1200m to	1000m to	800m to	600m to	400m to	200m to	Total or	Margin
6th	3	Sports Babe (2)	2000m	1800m	1600m	1400m	1200m	1000m	800m	600m	400m	200m	WP	Average	
		Position in running (margin)	6(8.2)	6(9.0)	7(9.2)	8(8.1)	8(7.1)	9(7.0)	9(7.4)	9(8.2)	9(8.3)	9(8.1)	7(6.8)		6.20
		Sectional time (s)	15.51	15.72	15.93	15.23	14.94	15.31	15.80	15.32	14.97	13.77	13.74		
		Cumulative time (s)	166.24	150.73	135.01	119.08	103.85	88.91	73.60	57.80	42.48	27.51	13.74	3:18.06	
		Speed (m/s)	12.89	12.72	12.55	13.13	13.39	13.06	12.66	13.05	13.36	14.52	14.56	13.13	
		Stride length (m)	5.52	5.55	5.63	5.85	6.06	5.86	5.60	5.84	5.86	6.00	6.38	5.76	
		Stride duration (s)	0.428	0.436	0.448	0.445	0.452	0.448	0.443	0.447	0.439	0.413	0.438	0.439	
		Stride efficiency (%)	47.66	48.19	49.50	53.44	57.29	53.62	49.04	53.30	53.70	56.27	63.61	51.81	
		Stride count	36.21	36.02	35.53	34.20	33.03	34.14	35.70	34.25	34.12	33.33	31.35	451.56	



Note: Horizontal distance axis grid lines are 200m furlongs.

Disclaimer.

HRNZ and NZMTC and Thoroughbred Ratings Pty Ltd accepts no responsibility for the completeness or accuracy of any of the information contained herein, and makes no representations about its suitability for any particular purpose. Users should make their own judgements about those matters and/or seek independent advice. You assume all risks associated with use of the data provided on this page.



Race Results



July 23, 2023, Race 3, , Distance 2600m, Addington - Survey 3200m

Result	TAB no.	Horse (Barrier)	2600 to	2400m to
7th	1	Takemybreathaw... (0)	2400m	2200m
		Position in running (margin)	-	3(1.8)
		Sectional time (s)	16.27	14.80
		Cumulative time (s)	198.10	181.83
		Speed (m/s)	12.29	13.51
		Stride length (m)	4.80	5.65
		Stride duration (s)	0.393	0.418
		Stride efficiency (%)	36.07	49.84
		Stride count	41.63	35.42

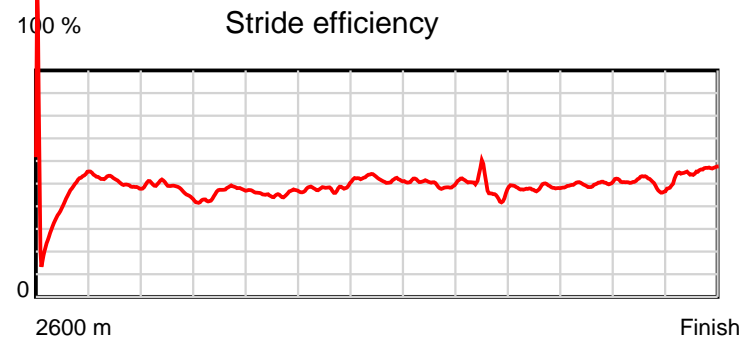
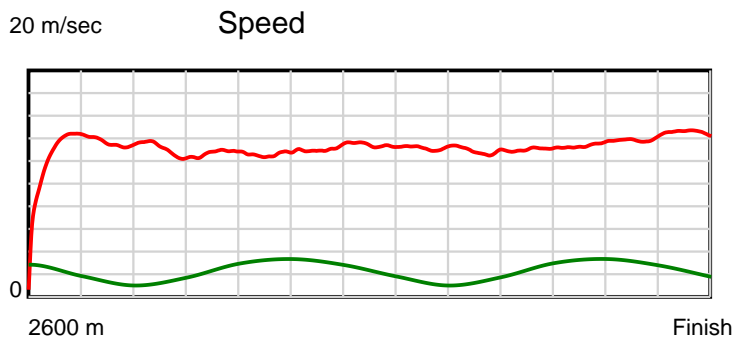
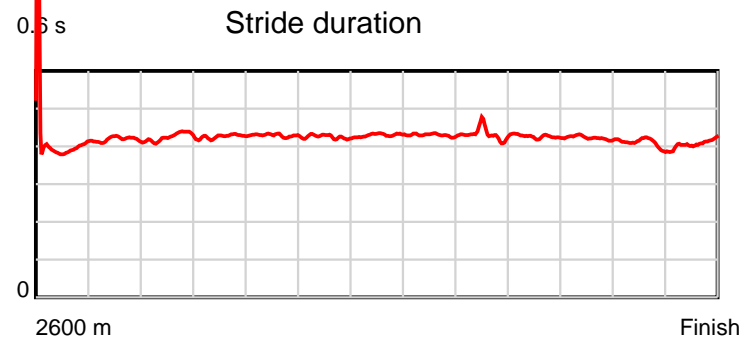
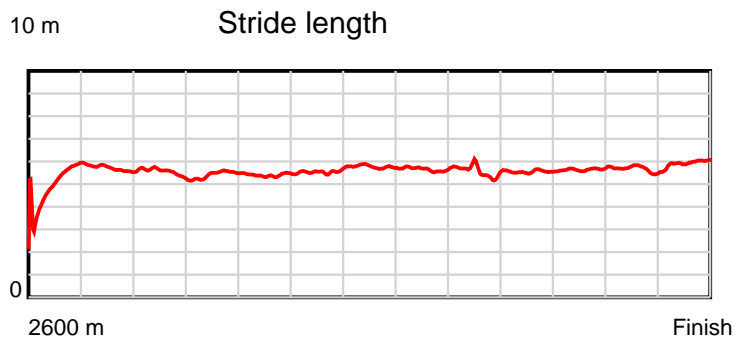
Disclaimer.

HRNZ and NZMTC and Thoroughbred Ratings Pty Ltd accepts no responsibility for the completeness or accuracy of any of the information contained herein, and makes no representations about its suitability for any particular purpose. Users should make their own judgements about those matters and/or seek independent advice. You assume all risks associated with use of the data provided on this page.

Race Results

July 23, 2023, Race 3, , Distance 2600m, Addington - Survey 3200m

Result	TAB no.	Horse (Barrier)	2200m to	2000m to	1800m to	1600m to	1400m to	1200m to	1000m to	800m to	600m to	400m to	200m to	Total or	Margin
7th	1	Takemybreathaw... (0)	2000m	1800m	1600m	1400m	1200m	1000m	800m	600m	400m	200m	WP	Average	
		Position in running (margin)	4(4.1)	4(5.7)	4(6.5)	6(6.1)	6(5.3)	7(5.2)	7(5.4)	7(5.9)	7(6.1)	7(5.8)	8(7.0)		6.40
		Sectional time (s)	15.65	15.82	16.04	15.26	14.96	15.28	15.74	15.33	14.97	14.17	13.81		
		Cumulative time (s)	167.03	151.38	135.56	119.52	104.26	89.30	74.02	58.28	42.95	27.98	13.81	3:18.10	
		Speed (m/s)	12.78	12.64	12.47	13.11	13.37	13.09	12.71	13.05	13.36	14.11	14.48	13.12	
		Stride length (m)	5.44	5.38	5.35	5.57	5.74	5.62	5.47	5.55	5.65	5.75	5.90	5.52	
		Stride duration (s)	0.426	0.426	0.429	0.425	0.430	0.429	0.430	0.426	0.423	0.407	0.407	0.420	
		Stride efficiency (%)	46.22	45.29	44.69	48.52	51.55	49.38	46.74	48.17	49.90	51.63	54.39	47.55	
		Stride count	36.77	37.15	37.40	35.89	34.82	35.58	36.57	36.02	35.39	34.79	33.90	471.33	



Note: Horizontal distance axis grid lines are 200m furlongs.

Disclaimer.

HRNZ and NZMTC and Thoroughbred Ratings Pty Ltd accepts no responsibility for the completeness or accuracy of any of the information contained herein, and makes no representations about its suitability for any particular purpose. Users should make their own judgements about those matters and/or seek independent advice. You assume all risks associated with use of the data provided on this page.



Race Results



July 23, 2023, Race 3, , Distance 2600m, Addington - Survey 3200m

Result	TAB no.	Horse (Barrier)	2600 to	2400m to
8th	2	Shards Fury (1)	2400m	2200m
		Position in running (margin)	-	7(7.2)
		Sectional time (s)	17.15	14.95
		Cumulative time (s)	198.49	181.34
		Speed (m/s)	11.66	13.38
		Stride length (m)	5.10	5.98
		Stride duration (s)	0.444	0.447
		Stride efficiency (%)	40.67	55.85
		Stride count	39.20	33.45

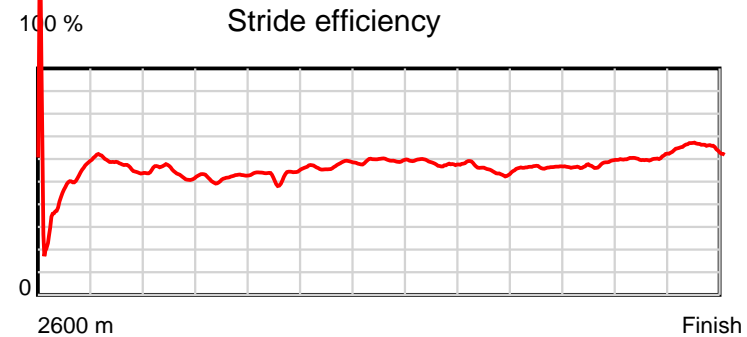
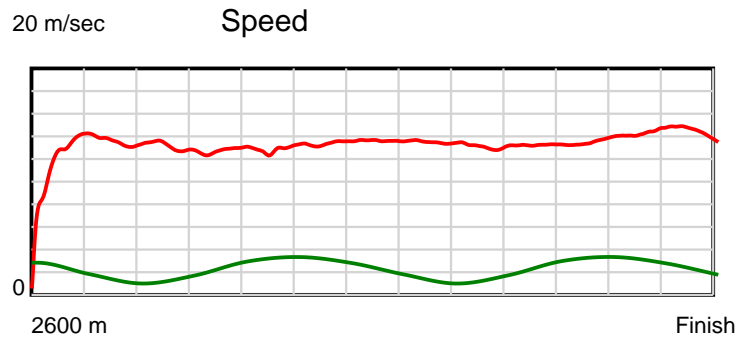
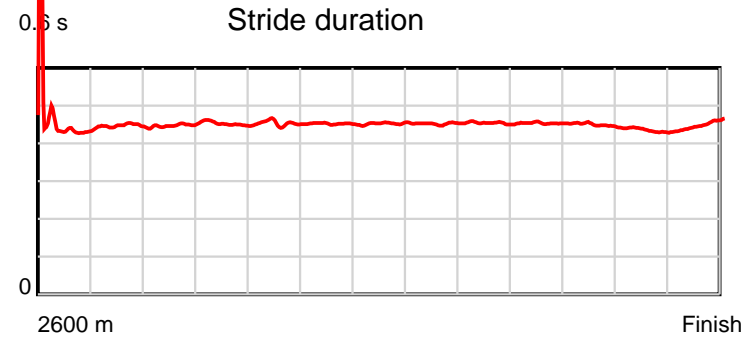
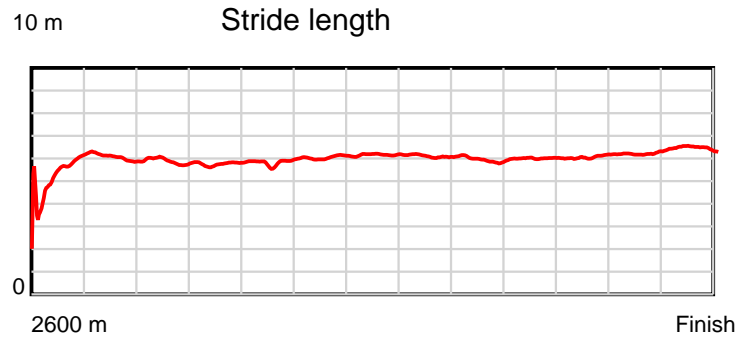
Disclaimer.

HRNZ and NZMTC and Thoroughbred Ratings Pty Ltd accepts no responsibility for the completeness or accuracy of any of the information contained herein, and makes no representations about its suitability for any particular purpose. Users should make their own judgements about those matters and/or seek independent advice. You assume all risks associated with use of the data provided on this page.

Race Results

July 23, 2023, Race 3, , Distance 2600m, Addington - Survey 3200m

Result	TAB no.	Horse (Barrier)	2200m to	2000m to	1800m to	1600m to	1400m to	1200m to	1000m to	800m to	600m to	400m to	200m to	Total or	Margin
8th	2	Shards Fury (1)	2000m	1800m	1600m	1400m	1200m	1000m	800m	600m	400m	200m	WP	Average	
		Position in running (margin)	8(10.5)	8(11.1)	8(11.4)	9(9.9)	9(7.7)	8(6.3)	8(6.1)	8(7.2)	8(6.4)	8(7.1)	9(7.4)		8.60
		Sectional time (s)	15.50	15.73	15.87	15.02	14.74	15.21	15.85	15.16	15.12	14.03	14.16		
		Cumulative time (s)	166.39	150.89	135.16	119.29	104.27	89.53	74.32	58.47	43.31	28.19	14.16	3:18.49	
		Speed (m/s)	12.90	12.71	12.60	13.32	13.57	13.15	12.62	13.19	13.23	14.26	14.12	13.10	
		Stride length (m)	5.77	5.75	5.71	6.02	6.14	5.94	5.73	5.98	5.94	6.20	6.36	5.88	
		Stride duration (s)	0.447	0.452	0.453	0.452	0.453	0.452	0.454	0.454	0.449	0.435	0.451	0.449	
		Stride efficiency (%)	52.03	51.69	51.04	56.63	58.95	55.17	51.24	55.95	55.05	60.03	63.29	54.01	
		Stride count	34.66	34.77	35.00	33.22	32.56	33.66	34.93	33.42	33.70	32.27	31.43	442.27	



Note: Horizontal distance axis grid lines are 200m furlongs.

Disclaimer.

HRNZ and NZMTC and Thoroughbred Ratings Pty Ltd accepts no responsibility for the completeness or accuracy of any of the information contained herein, and makes no representations about its suitability for any particular purpose. Users should make their own judgements about those matters and/or seek independent advice. You assume all risks associated with use of the data provided on this page.



Race Results



July 23, 2023, Race 3, , Distance 2600m, Addington - Survey 3200m

Result	TAB no.	Horse (Barrier)	2600 to	2400m to
9th	9	Justace (8)	2400m	2200m
		Position in running (margin)	-	1(0.0)
		Sectional time (s)	16.13	14.84
		Cumulative time (s)	199.94	183.81
		Speed (m/s)	12.40	13.48
		Stride length (m)	5.84	6.23
		Stride duration (s)	0.462	0.463
		Stride efficiency (%)	53.31	60.73
		Stride count	34.24	32.08

Disclaimer.

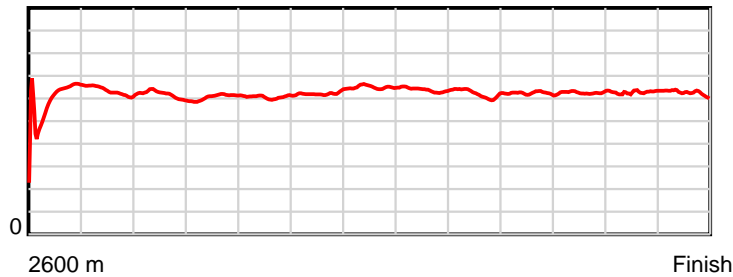
HRNZ and NZMTC and Thoroughbred Ratings Pty Ltd accepts no responsibility for the completeness or accuracy of any of the information contained herein, and makes no representations about its suitability for any particular purpose. Users should make their own judgements about those matters and/or seek independent advice. You assume all risks associated with use of the data provided on this page.

Race Results

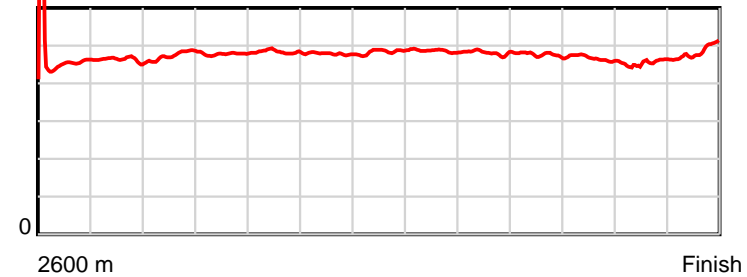
July 23, 2023, Race 3, , Distance 2600m, Addington - Survey 3200m

Result	TAB no.	Horse (Barrier)	2200m to	2000m to	1800m to	1600m to	1400m to	1200m to	1000m to	800m to	600m to	400m to	200m to	Total or	Margin
9th	9	Justace (8)	2000m	1800m	1600m	1400m	1200m	1000m	800m	600m	400m	200m	WP	Average	
		Position in running (margin)	3(2.6)	3(4.2)	3(4.9)	4(4.5)	4(3.4)	5(3.2)	6(4.1)	5(4.7)	6(4.6)	5(4.4)	6(6.3)		16.60
		Sectional time (s)	15.66	15.80	16.04	15.22	14.93	15.39	15.76	15.29	14.97	14.30	15.61		
		Cumulative time (s)	168.97	153.31	137.51	121.47	106.25	91.32	75.93	60.17	44.88	29.91	15.61	3:19.94	
		Speed (m/s)	12.77	12.66	12.47	13.14	13.40	13.00	12.69	13.08	13.36	13.99	12.81	13.00	
		Stride length (m)	6.06	6.05	6.02	6.29	6.47	6.32	6.11	6.22	6.23	6.32	6.23	6.18	
		Stride duration (s)	0.475	0.478	0.483	0.479	0.483	0.486	0.481	0.475	0.466	0.452	0.486	0.475	
		Stride efficiency (%)	57.46	57.26	56.66	61.85	65.37	62.34	58.26	60.43	60.64	62.34	60.58	59.68	
		Stride count	32.98	33.04	33.21	31.79	30.92	31.66	32.75	32.16	32.10	31.66	32.12	420.71	

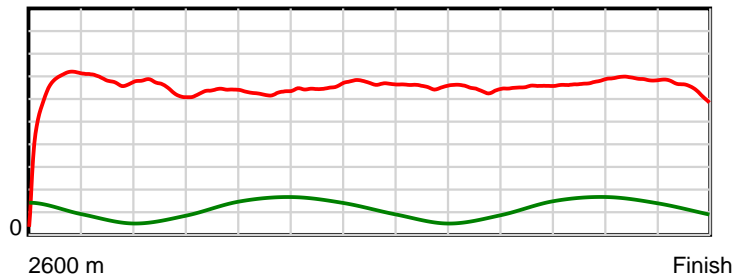
10 m Stride length



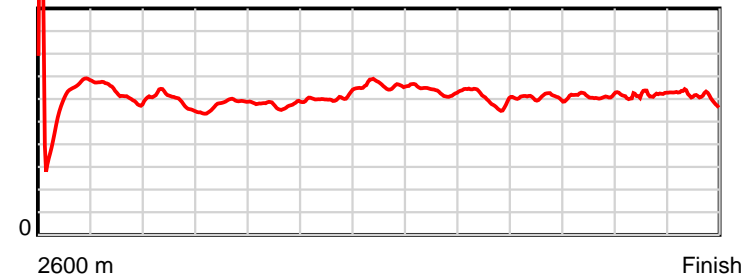
0.5 s Stride duration



20 m/sec Speed



100 % Stride efficiency



Note: Horizontal distance axis grid lines are 200m furlongs.

Disclaimer.

HRNZ and NZMTC and Thoroughbred Ratings Pty Ltd accepts no responsibility for the completeness or accuracy of any of the information contained herein, and makes no representations about its suitability for any particular purpose. Users should make their own judgements about those matters and/or seek independent advice. You assume all risks associated with use of the data provided on this page.