



Race Results

NZ Metropolitan Trotting Club Inc, HRNZ, July 23, 2023

Compilation date: July 23, 2023, 3:19:03 PM (NZST)

Copyright © 2023 HRNZ and NZMTC. All rights reserved.

Trademarks.

StrideMASTER is a registered trademark of Thoroughbred Ratings Pty Ltd.

Disclaimer.

HRNZ and NZMTC and Thoroughbred Ratings Pty Ltd accepts no responsibility for the completeness or accuracy of any of the information contained herein, and makes no representations about its suitability for any particular purpose. Users should make their own judgements about those matters and/or seek independent advice. You assume all risks associated with use of the data provided on this page.



Race Results



July 23, 2023, Race 5, , Distance 2600m, Addington - Survey 3200m

Result	TAB no.	Horse (Barrier)	2600 to	2400m to
1st	9	Franco Hoffman (0)	2400m	2200m
		Position in running (margin)	-	3(0.6)
		Sectional time (s)	16.20	14.13
		Cumulative time (s)	195.65	179.45
		Speed (m/s)	12.35	14.15
		Stride length (m)	6.33	6.75
		Stride duration (s)	0.472	0.477
		Stride efficiency (%)	62.63	71.22
		Stride count	31.59	29.62

Disclaimer.

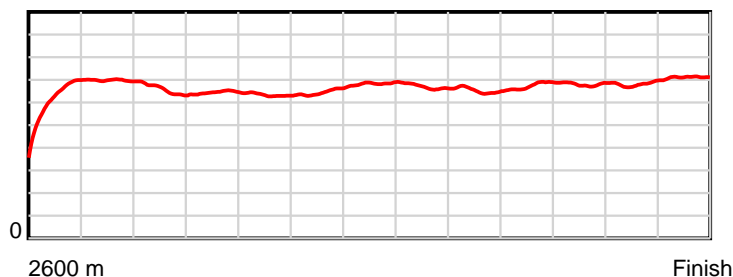
HRNZ and NZMTC and Thoroughbred Ratings Pty Ltd accepts no responsibility for the completeness or accuracy of any of the information contained herein, and makes no representations about its suitability for any particular purpose. Users should make their own judgements about those matters and/or seek independent advice. You assume all risks associated with use of the data provided on this page.

Race Results

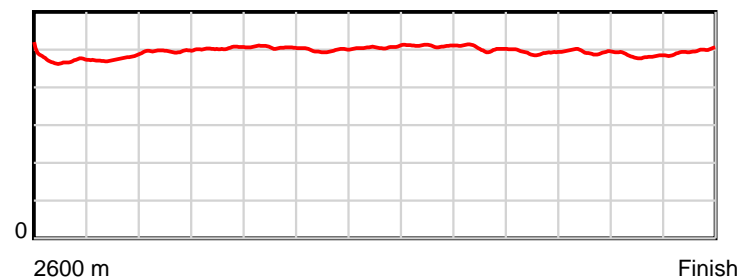
July 23, 2023, Race 5, , Distance 2600m, Addington - Survey 3200m

Result	TAB no.	Horse (Barrier)	2200m to	2000m to	1800m to	1600m to	1400m to	1200m to	1000m to	800m to	600m to	400m to	200m to	Total or	Margin
1st	9	Franco Hoffman (0)	2000m	1800m	1600m	1400m	1200m	1000m	800m	600m	400m	200m	WP	Average	
		Position in running (margin)	1(0.0)	1(0.0)	1(0.0)	1(0.0)	1(0.0)	1(0.0)	1(0.0)	1(0.0)	1(0.0)	1(0.0)	1(0.0)		0.00
		Sectional time (s)	15.31	15.72	15.94	15.35	14.85	15.46	15.49	14.64	14.51	14.14	13.91		
		Cumulative time (s)	165.32	150.01	134.29	118.35	103.00	88.15	72.69	57.20	42.56	28.05	13.91	3:15.65	
		Speed (m/s)	13.06	12.72	12.55	13.03	13.47	12.94	12.91	13.66	13.78	14.14	14.38	13.29	
		Stride length (m)	6.48	6.41	6.35	6.49	6.82	6.60	6.50	6.73	6.81	6.84	7.15	6.63	
		Stride duration (s)	0.496	0.504	0.506	0.498	0.507	0.510	0.503	0.492	0.494	0.483	0.497	0.499	
		Stride efficiency (%)	65.71	64.13	63.10	65.89	72.75	68.03	65.99	70.70	72.53	73.06	79.84	68.65	
		Stride count	30.84	31.22	31.47	30.80	29.31	30.31	30.78	29.73	29.36	29.25	27.98	392.26	

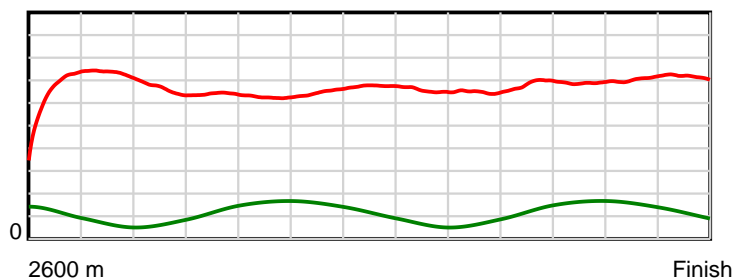
10 m Stride length



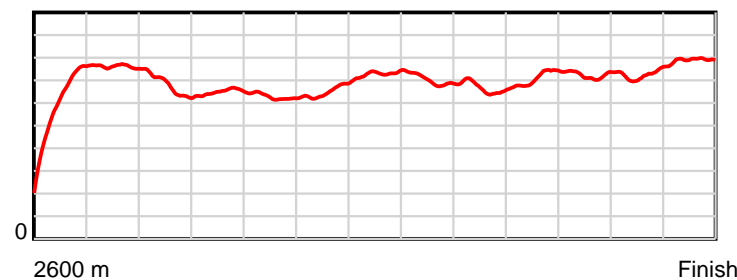
0.6 s Stride duration



20 m/sec Speed



100 % Stride efficiency



Note: Horizontal distance axis grid lines are 200m furlongs.

Disclaimer.

HRNZ and NZMTC and Thoroughbred Ratings Pty Ltd accepts no responsibility for the completeness or accuracy of any of the information contained herein, and makes no representations about its suitability for any particular purpose. Users should make their own judgements about those matters and/or seek independent advice. You assume all risks associated with use of the data provided on this page.



Race Results



July 23, 2023, Race 5, , Distance 2600m, Addington - Survey 3200m

Result	TAB no.	Horse (Barrier)	2600 to	2400m to
2nd	5	Ron McKinley (5)	2400m	2200m
		Position in running (margin)	-	6(4.3)
		Sectional time (s)	16.77	14.93
		Cumulative time (s)	195.80	179.03
		Speed (m/s)	11.93	13.40
		Stride length (m)	5.35	5.91
		Stride duration (s)	0.441	0.441
		Stride efficiency (%)	44.79	54.57
		Stride count	37.36	33.84

Disclaimer.

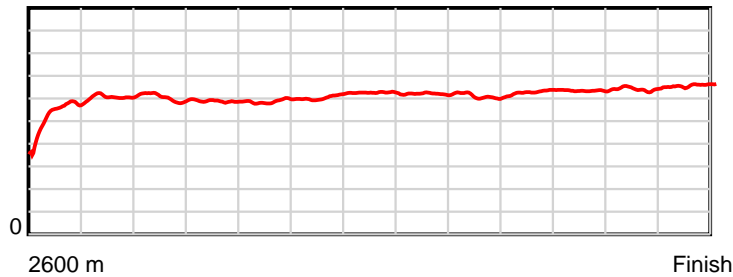
HRNZ and NZMTC and Thoroughbred Ratings Pty Ltd accepts no responsibility for the completeness or accuracy of any of the information contained herein, and makes no representations about its suitability for any particular purpose. Users should make their own judgements about those matters and/or seek independent advice. You assume all risks associated with use of the data provided on this page.

Race Results

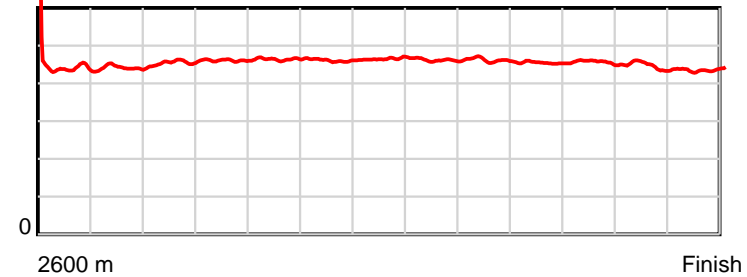
July 23, 2023, Race 5, , Distance 2600m, Addington - Survey 3200m

Result	TAB no.	Horse (Barrier)	2200m to	2000m to	1800m to	1600m to	1400m to	1200m to	1000m to	800m to	600m to	400m to	200m to	Total or	Margin
2nd	5	Ron McKinley (5)	2000m	1800m	1600m	1400m	1200m	1000m	800m	600m	400m	200m	WP	Average	
		Position in running (margin)	6(8.4)	6(8.8)	7(7.7)	7(7.7)	7(7.1)	7(7.3)	7(6.3)	7(5.5)	6(4.6)	6(5.2)	6(4.9)		0.80
		Sectional time (s)	15.37	15.55	15.94	15.24	14.89	15.30	15.35	14.48	14.62	14.08	13.28		
		Cumulative time (s)	164.10	148.73	133.18	117.24	102.00	87.11	71.81	56.46	41.98	27.36	13.28	3:15.80	
		Speed (m/s)	13.01	12.86	12.55	13.12	13.43	13.07	13.03	13.81	13.68	14.20	15.06	13.28	
		Stride length (m)	5.92	5.93	5.83	6.05	6.25	6.03	6.01	6.28	6.24	6.33	6.57	6.04	
		Stride duration (s)	0.455	0.461	0.464	0.461	0.465	0.462	0.461	0.454	0.456	0.446	0.436	0.455	
		Stride efficiency (%)	54.78	54.95	53.07	57.14	61.04	56.90	56.39	61.58	60.91	62.62	67.51	57.01	
		Stride count	33.78	33.73	34.32	33.07	32.00	33.14	33.29	31.86	32.03	31.59	30.43	430.44	

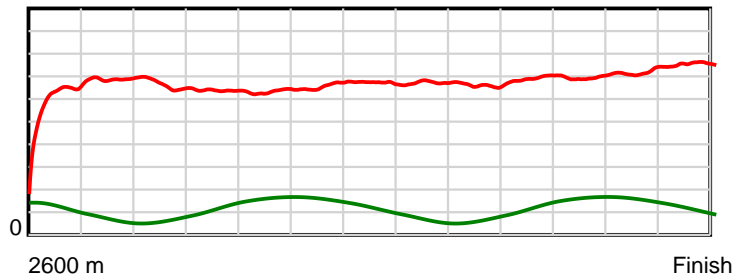
10 m Stride length



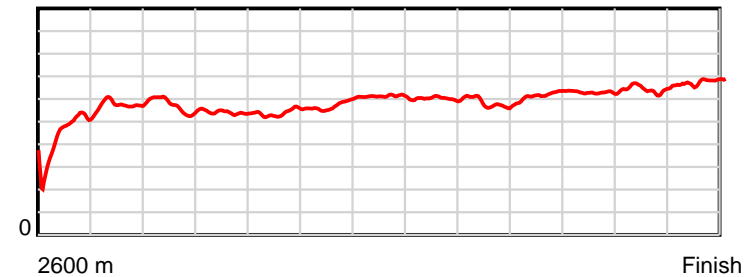
0.6 s Stride duration



20 m/sec Speed



100 % Stride efficiency



Note: Horizontal distance axis grid lines are 200m furlongs.

Disclaimer.

HRNZ and NZMTC and Thoroughbred Ratings Pty Ltd accepts no responsibility for the completeness or accuracy of any of the information contained herein, and makes no representations about its suitability for any particular purpose. Users should make their own judgements about those matters and/or seek independent advice. You assume all risks associated with use of the data provided on this page.



Race Results



July 23, 2023, Race 5, , Distance 2600m, Addington - Survey 3200m

Result	TAB no.	Horse (Barrier)	2600 to	2400m to
3rd	2	Fernleigh Blac... (2)	2400m	2200m
		Position in running (margin)	-	9(7.9)
		Sectional time (s)	17.45	15.27
		Cumulative time (s)	195.83	178.38
		Speed (m/s)	11.46	13.10
		Stride length (m)	5.39	5.90
		Stride duration (s)	0.445	0.451
		Stride efficiency (%)	45.38	54.46
		Stride count	37.11	33.88

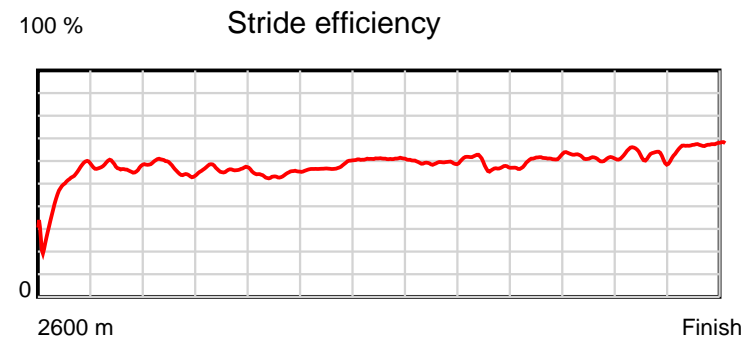
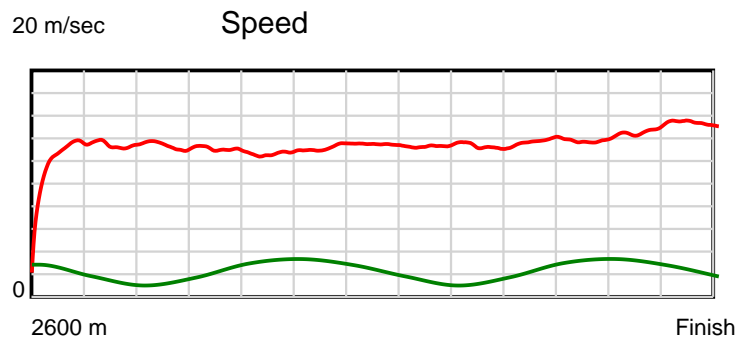
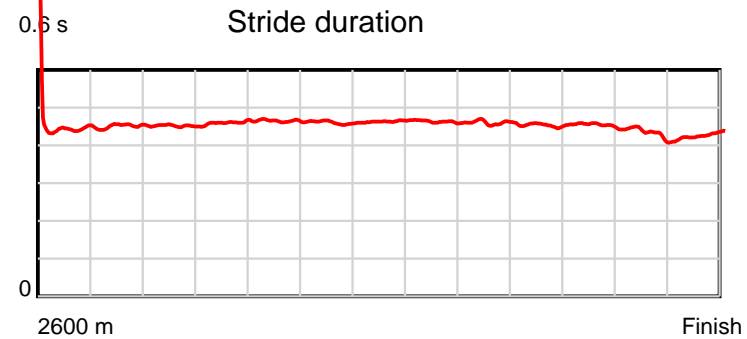
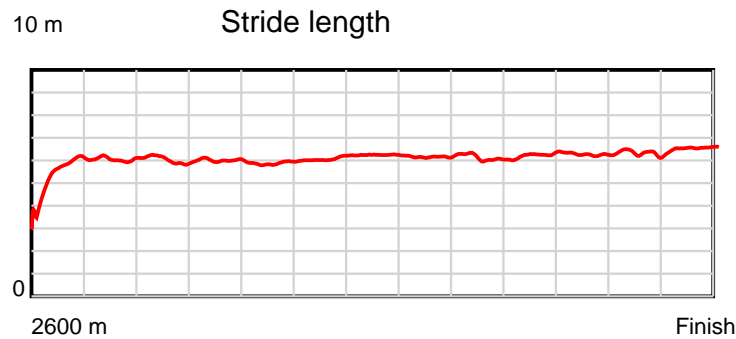
Disclaimer.

HRNZ and NZMTC and Thoroughbred Ratings Pty Ltd accepts no responsibility for the completeness or accuracy of any of the information contained herein, and makes no representations about its suitability for any particular purpose. Users should make their own judgements about those matters and/or seek independent advice. You assume all risks associated with use of the data provided on this page.

Race Results

July 23, 2023, Race 5, , Distance 2600m, Addington - Survey 3200m

Result	TAB no.	Horse (Barrier)	2200m to	2000m to	1800m to	1600m to	1400m to	1200m to	1000m to	800m to	600m to	400m to	200m to	Total or	Margin
3rd	2	Fernleigh Blac... (2)	2000m	1800m	1600m	1400m	1200m	1000m	800m	600m	400m	200m	WP	Average	
		Position in running (margin)	8(14.1)	9(14.2)	9(11.6)	9(11.6)	9(11.1)	9(10.8)	9(9.8)	9(9.3)	9(8.0)	9(8.8)	8(6.9)		0.90
		Sectional time (s)	15.32	15.28	15.94	15.27	14.80	15.30	15.40	14.42	14.64	13.82	12.92		
		Cumulative time (s)	163.11	147.79	132.51	116.57	101.30	86.50	71.20	55.80	41.38	26.74	12.92	3:15.83	
		Speed (m/s)	13.05	13.09	12.55	13.10	13.51	13.07	12.99	13.87	13.66	14.47	15.48	13.28	
		Stride length (m)	5.89	6.02	5.83	6.04	6.26	6.05	5.97	6.29	6.19	6.23	6.63	6.04	
		Stride duration (s)	0.452	0.460	0.465	0.461	0.463	0.463	0.460	0.453	0.453	0.430	0.428	0.455	
		Stride efficiency (%)	54.28	56.66	53.13	56.93	61.24	57.22	55.75	61.81	59.90	60.59	68.66	57.01	
		Stride count	33.93	33.21	34.30	33.14	31.95	33.05	33.49	31.80	32.30	32.12	30.17	430.45	



Note: Horizontal distance axis grid lines are 200m furlongs.

Disclaimer.

HRNZ and NZMTC and Thoroughbred Ratings Pty Ltd accepts no responsibility for the completeness or accuracy of any of the information contained herein, and makes no representations about its suitability for any particular purpose. Users should make their own judgements about those matters and/or seek independent advice. You assume all risks associated with use of the data provided on this page.



Race Results



July 23, 2023, Race 5, , Distance 2600m, Addington - Survey 3200m

Result	TAB no.	Horse (Barrier)	2600 to	2400m to
4th	4	Mandalay Bay (4)	2400m	2200m
		Position in running (margin)	-	4(1.9)
		Sectional time (s)	16.32	14.78
		Cumulative time (s)	195.91	179.59
		Speed (m/s)	12.26	13.53
		Stride length (m)	5.85	6.39
		Stride duration (s)	0.470	0.473
		Stride efficiency (%)	53.44	63.88
		Stride count	34.20	31.28

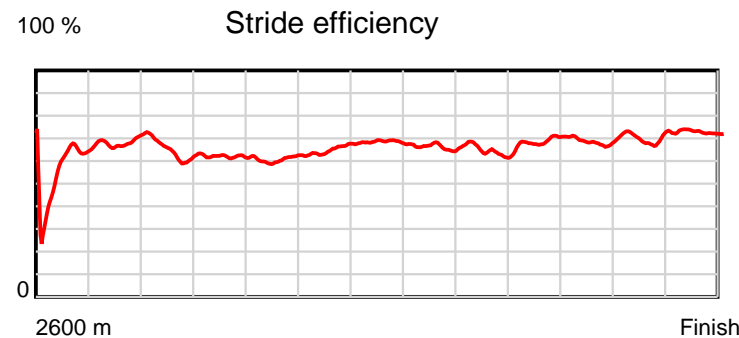
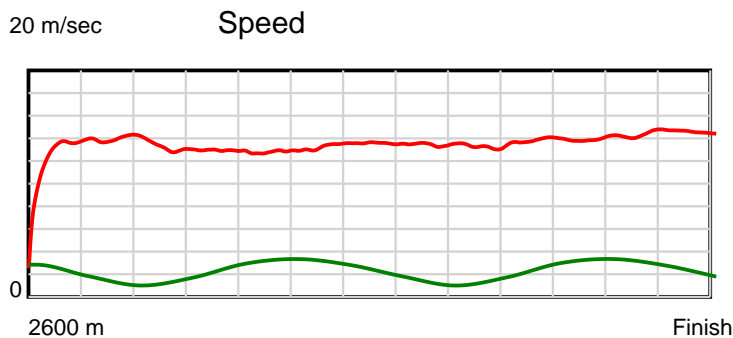
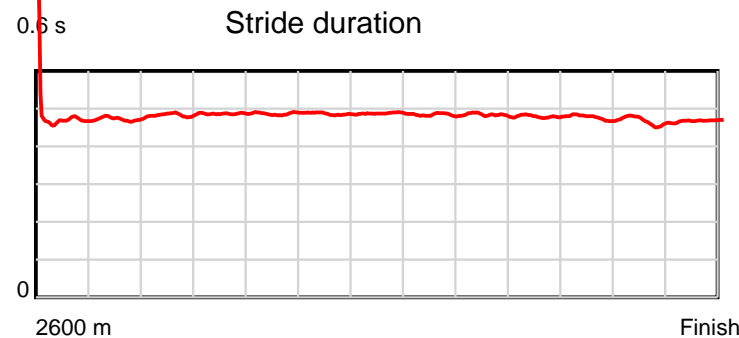
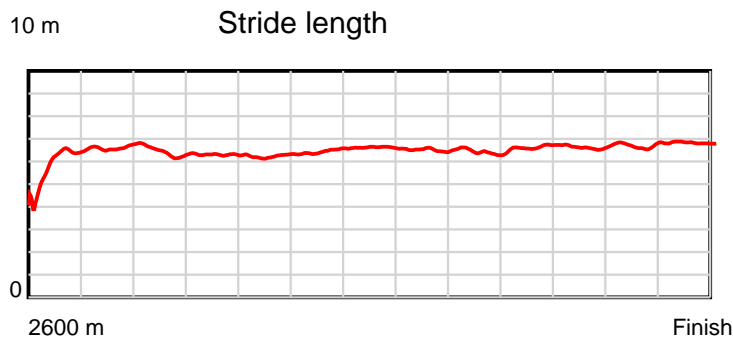
Disclaimer.

HRNZ and NZMTC and Thoroughbred Ratings Pty Ltd accepts no responsibility for the completeness or accuracy of any of the information contained herein, and makes no representations about its suitability for any particular purpose. Users should make their own judgements about those matters and/or seek independent advice. You assume all risks associated with use of the data provided on this page.

Race Results

July 23, 2023, Race 5, , Distance 2600m, Addington - Survey 3200m

Result	TAB no.	Horse (Barrier)	2200m to	2000m to	1800m to	1600m to	1400m to	1200m to	1000m to	800m to	600m to	400m to	200m to	Total or	Margin
4th	4	Mandalay Bay (4)	2000m	1800m	1600m	1400m	1200m	1000m	800m	600m	400m	200m	WP	Average	
		Position in running (margin)	5(5.2)	5(7.2)	5(5.9)	5(6.0)	5(5.1)	5(5.2)	5(4.0)	5(4.0)	4(2.8)	4(3.4)	3(3.0)		1.30
		Sectional time (s)	15.65	15.50	15.96	15.20	14.87	15.26	15.49	14.44	14.59	14.07	13.78		
		Cumulative time (s)	164.81	149.16	133.66	117.70	102.50	87.63	72.37	56.88	42.44	27.85	13.78	3:15.91	
		Speed (m/s)	12.78	12.90	12.53	13.16	13.45	13.11	12.91	13.85	13.71	14.21	14.51	13.27	
		Stride length (m)	6.17	6.27	6.10	6.40	6.56	6.34	6.24	6.64	6.52	6.62	6.81	6.37	
		Stride duration (s)	0.483	0.486	0.487	0.486	0.487	0.484	0.483	0.479	0.476	0.466	0.469	0.480	
		Stride efficiency (%)	59.57	61.51	58.12	63.96	67.19	62.77	60.91	68.87	66.48	68.43	72.44	63.37	
		Stride count	32.39	31.88	32.80	31.26	30.50	31.56	32.03	30.13	30.66	30.22	29.38	408.29	



Note: Horizontal distance axis grid lines are 200m furlongs.

Disclaimer.

HRNZ and NZMTC and Thoroughbred Ratings Pty Ltd accepts no responsibility for the completeness or accuracy of any of the information contained herein, and makes no representations about its suitability for any particular purpose. Users should make their own judgements about those matters and/or seek independent advice. You assume all risks associated with use of the data provided on this page.



Race Results



July 23, 2023, Race 5, , Distance 2600m, Addington - Survey 3200m

Result	TAB no.	Horse (Barrier)	2600 to	2400m to
5th	6	Doctor Tim (6)	2400m	2200m
		Position in running (margin)	-	5(2.7)
		Sectional time (s)	16.30	14.50
		Cumulative time (s)	196.30	180.00
		Speed (m/s)	12.27	13.79
		Stride length (m)	5.46	6.07
		Stride duration (s)	0.435	0.440
		Stride efficiency (%)	46.56	57.54
		Stride count	36.64	32.96

Disclaimer.

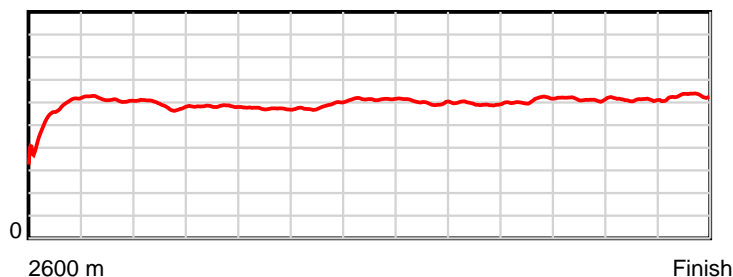
HRNZ and NZMTC and Thoroughbred Ratings Pty Ltd accepts no responsibility for the completeness or accuracy of any of the information contained herein, and makes no representations about its suitability for any particular purpose. Users should make their own judgements about those matters and/or seek independent advice. You assume all risks associated with use of the data provided on this page.

Race Results

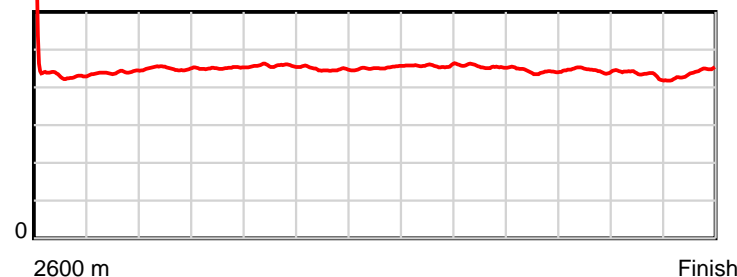
July 23, 2023, Race 5, , Distance 2600m, Addington - Survey 3200m

Result	TAB no.	Horse (Barrier)	2200m to	2000m to	1800m to	1600m to	1400m to	1200m to	1000m to	800m to	600m to	400m to	200m to	Total or	Margin
5th	6	Doctor Tim (6)	2000m	1800m	1600m	1400m	1200m	1000m	800m	600m	400m	200m	WP	Average	
		Position in running (margin)	4(4.3)	4(5.4)	4(4.3)	4(4.2)	4(4.2)	4(3.8)	4(3.6)	4(3.8)	5(3.6)	5(3.5)	5(4.0)		3.40
		Sectional time (s)	15.50	15.55	15.91	15.36	14.77	15.43	15.52	14.60	14.49	14.23	14.14		
		Cumulative time (s)	165.50	150.00	134.45	118.54	103.18	88.41	72.98	57.46	42.86	28.37	14.14	3:16.30	
		Speed (m/s)	12.90	12.86	12.57	13.02	13.54	12.96	12.89	13.70	13.80	14.05	14.14	13.25	
		Stride length (m)	5.81	5.80	5.75	5.84	6.12	5.93	5.86	6.07	6.15	6.10	6.21	5.93	
		Stride duration (s)	0.450	0.451	0.457	0.448	0.452	0.457	0.455	0.443	0.445	0.434	0.439	0.448	
		Stride efficiency (%)	52.80	52.60	51.61	53.25	58.45	54.89	53.74	57.51	59.10	58.13	60.29	54.92	
		Stride count	34.41	34.47	34.80	34.26	32.70	33.75	34.10	32.97	32.52	32.79	32.20	438.57	

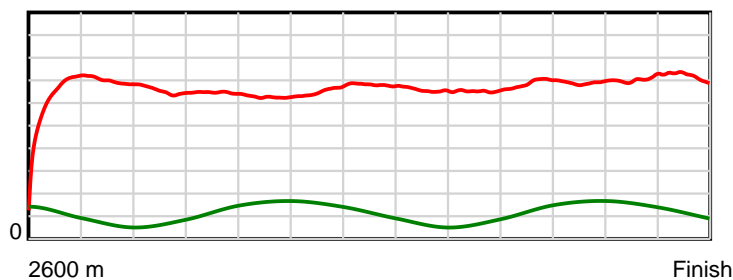
10 m Stride length



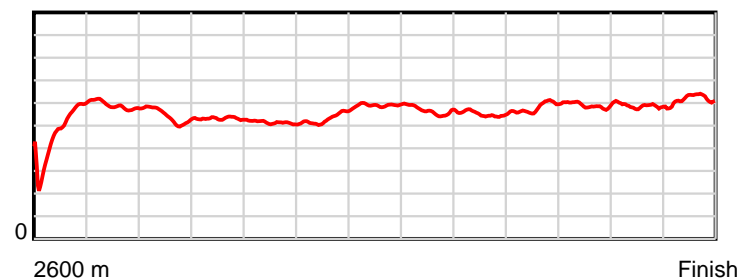
0.6 s Stride duration



20 m/sec Speed



100 % Stride efficiency



Note: Horizontal distance axis grid lines are 200m furlongs.

Disclaimer.

HRNZ and NZMTC and Thoroughbred Ratings Pty Ltd accepts no responsibility for the completeness or accuracy of any of the information contained herein, and makes no representations about its suitability for any particular purpose. Users should make their own judgements about those matters and/or seek independent advice. You assume all risks associated with use of the data provided on this page.



Race Results



July 23, 2023, Race 5, , Distance 2600m, Addington - Survey 3200m

Result	TAB no.	Horse (Barrier)	2600 to	2400m to
6th	3	Chance On Me (3)	2400m	2200m
		Position in running (margin)	-	2(0.4)
		Sectional time (s)	15.97	14.66
		Cumulative time (s)	196.34	180.37
		Speed (m/s)	12.53	13.64
		Stride length (m)	5.62	6.08
		Stride duration (s)	0.449	0.446
		Stride efficiency (%)	49.33	57.80
		Stride count	35.59	32.89

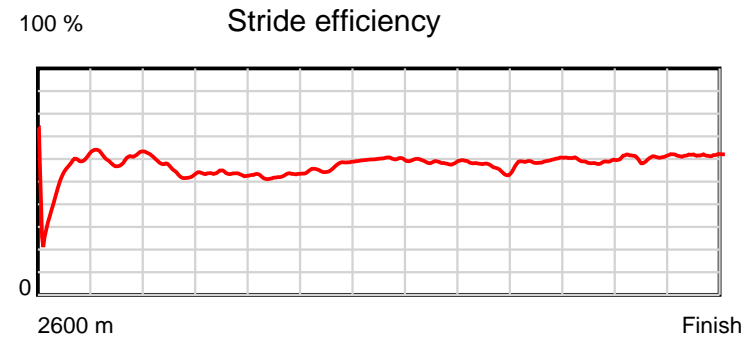
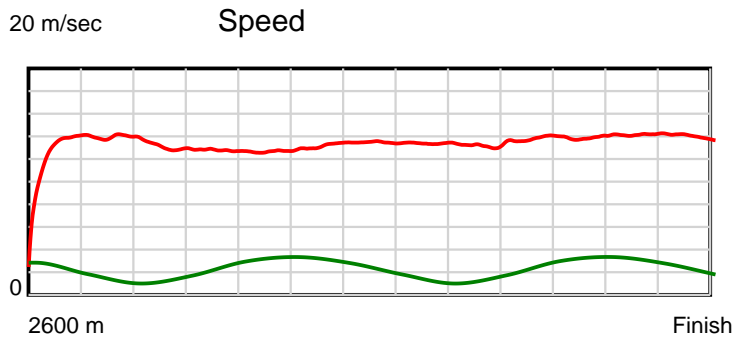
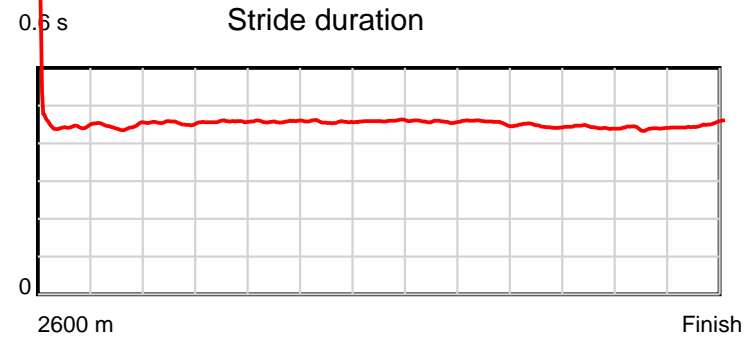
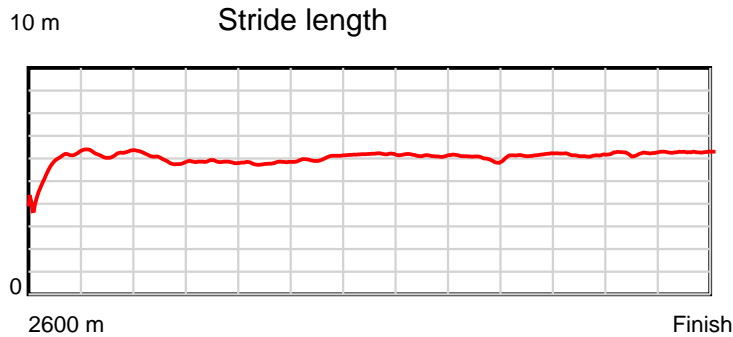
Disclaimer.

HRNZ and NZMTC and Thoroughbred Ratings Pty Ltd accepts no responsibility for the completeness or accuracy of any of the information contained herein, and makes no representations about its suitability for any particular purpose. Users should make their own judgements about those matters and/or seek independent advice. You assume all risks associated with use of the data provided on this page.

Race Results

July 23, 2023, Race 5, , Distance 2600m, Addington - Survey 3200m

Result	TAB no.	Horse (Barrier)	2200m to	2000m to	1800m to	1600m to	1400m to	1200m to	1000m to	800m to	600m to	400m to	200m to	Total or	Margin
6th	3	Chance On Me (3)	2000m	1800m	1600m	1400m	1200m	1000m	800m	600m	400m	200m	WP	Average	
		Position in running (margin)	3(2.9)	3(4.7)	3(3.8)	3(3.6)	3(3.3)	3(3.0)	3(2.1)	2(1.6)	2(0.8)	2(1.3)	2(2.1)		3.70
		Sectional time (s)	15.61	15.58	15.90	15.30	14.80	15.31	15.40	14.50	14.59	14.28	14.44		
		Cumulative time (s)	165.71	150.10	134.52	118.62	103.32	88.52	73.21	57.81	43.31	28.72	14.44	3:16.34	
		Speed (m/s)	12.81	12.84	12.58	13.07	13.51	13.06	12.99	13.79	13.71	14.01	13.85	13.24	
		Stride length (m)	5.82	5.87	5.76	5.97	6.21	5.98	5.91	6.14	6.06	6.17	6.24	5.98	
		Stride duration (s)	0.454	0.458	0.458	0.457	0.460	0.458	0.455	0.446	0.442	0.440	0.451	0.452	
		Stride efficiency (%)	52.90	53.93	51.82	55.71	60.32	55.86	54.54	58.99	57.45	59.44	60.89	55.92	
		Stride count	34.37	34.05	34.73	33.50	32.19	33.45	33.85	32.55	32.99	32.43	32.04	434.63	



Note: Horizontal distance axis grid lines are 200m furlongs.

Disclaimer.

HRNZ and NZMTC and Thoroughbred Ratings Pty Ltd accepts no responsibility for the completeness or accuracy of any of the information contained herein, and makes no representations about its suitability for any particular purpose. Users should make their own judgements about those matters and/or seek independent advice. You assume all risks associated with use of the data provided on this page.



Race Results



July 23, 2023, Race 5, , Distance 2600m, Addington - Survey 3200m

Result	TAB no.	Horse (Barrier)	2600 to	2400m to
7th	7	Absolute Dynam... (7)	2400m	2200m
		Position in running (margin)	-	7(6.1)
		Sectional time (s)	17.06	15.27
		Cumulative time (s)	196.42	179.36
		Speed (m/s)	11.73	13.10
		Stride length (m)	5.06	5.68
		Stride duration (s)	0.430	0.434
		Stride efficiency (%)	40.07	50.40
		Stride count	39.49	35.22

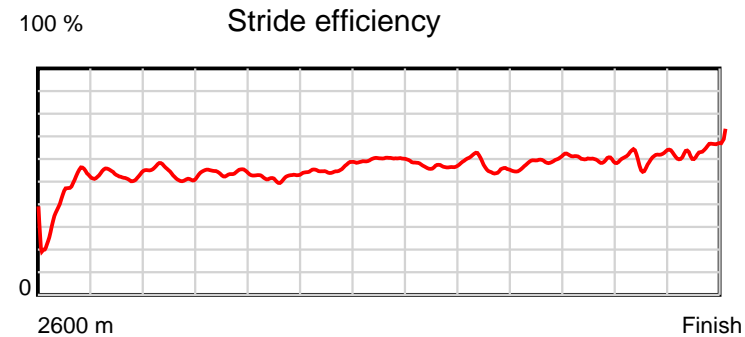
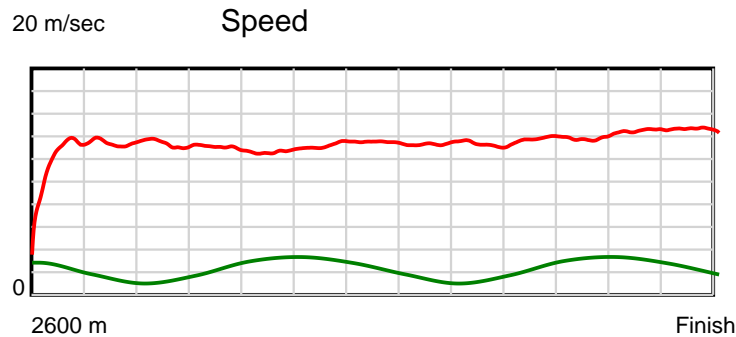
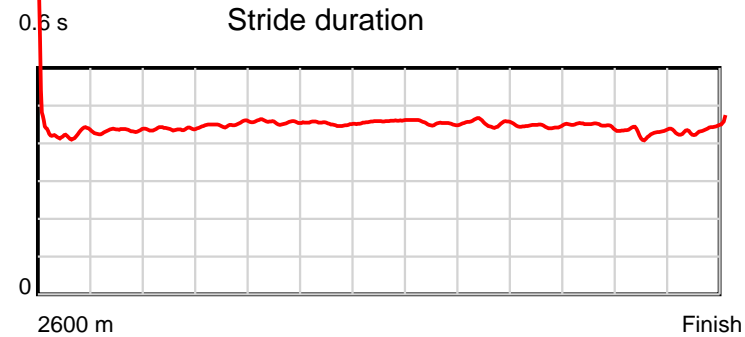
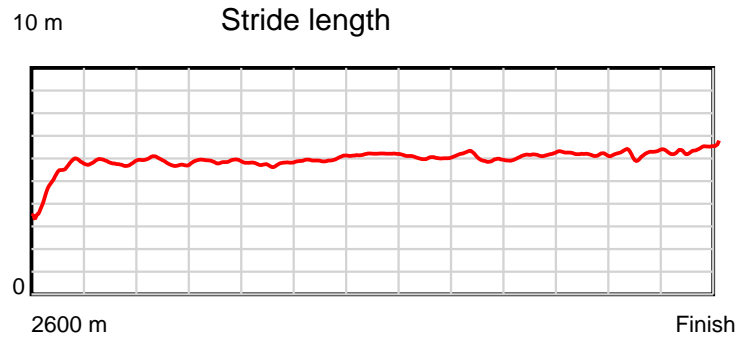
Disclaimer.

HRNZ and NZMTC and Thoroughbred Ratings Pty Ltd accepts no responsibility for the completeness or accuracy of any of the information contained herein, and makes no representations about its suitability for any particular purpose. Users should make their own judgements about those matters and/or seek independent advice. You assume all risks associated with use of the data provided on this page.

Race Results

July 23, 2023, Race 5, , Distance 2600m, Addington - Survey 3200m

Result	TAB no.	Horse (Barrier)	2200m to	2000m to	1800m to	1600m to	1400m to	1200m to	1000m to	800m to	600m to	400m to	200m to	Total or	Margin
7th	7	Absolute Dynam... (7)	2000m	1800m	1600m	1400m	1200m	1000m	800m	600m	400m	200m	WP	Average	
		Position in running (margin)	7(12.4)	7(12.4)	8(10.0)	8(10.0)	8(9.4)	8(9.2)	8(8.5)	8(7.5)	8(6.2)	8(7.0)	7(6.5)		4.00
		Sectional time (s)	15.31	15.32	15.94	15.26	14.81	15.33	15.32	14.43	14.63	14.06	13.68		
		Cumulative time (s)	164.09	148.78	133.46	117.52	102.26	87.45	72.12	56.80	42.37	27.74	13.68	3:16.42	
		Speed (m/s)	13.06	13.05	12.55	13.11	13.50	13.05	13.05	13.86	13.67	14.22	14.62	13.24	
		Stride length (m)	5.72	5.89	5.73	5.92	6.20	5.92	5.91	6.19	6.10	6.11	6.49	5.90	
		Stride duration (s)	0.438	0.451	0.457	0.452	0.459	0.454	0.453	0.446	0.446	0.429	0.444	0.445	
		Stride efficiency (%)	51.19	54.15	51.29	54.80	60.00	54.74	54.67	59.78	58.15	58.27	65.79	54.34	
		Stride count	34.95	33.98	34.91	33.77	32.28	33.79	33.81	32.34	32.78	32.75	30.82	440.89	



Note: Horizontal distance axis grid lines are 200m furlongs.

Disclaimer.

HRNZ and NZMTC and Thoroughbred Ratings Pty Ltd accepts no responsibility for the completeness or accuracy of any of the information contained herein, and makes no representations about its suitability for any particular purpose. Users should make their own judgements about those matters and/or seek independent advice. You assume all risks associated with use of the data provided on this page.



Race Results



July 23, 2023, Race 5, , Distance 2600m, Addington - Survey 3200m

Result	TAB no.	Horse (Barrier)	2600 to	2400m to
8th	1	Claus (1)	2400m	2200m
		Position in running (margin)	-	1(0.0)
		Sectional time (s)	16.00	14.55
		Cumulative time (s)	197.48	181.48
		Speed (m/s)	12.50	13.75
		Stride length (m)	5.45	6.08
		Stride duration (s)	0.434	0.442
		Stride efficiency (%)	46.44	57.78
		Stride count	36.69	32.89

Disclaimer.

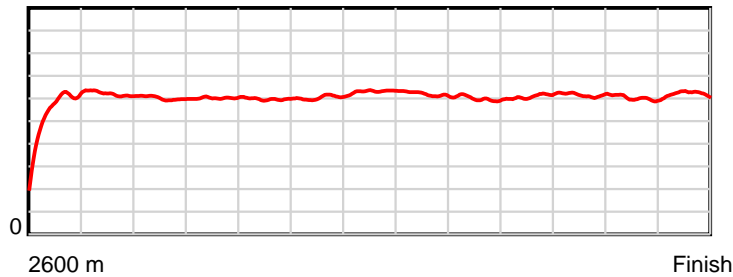
HRNZ and NZMTC and Thoroughbred Ratings Pty Ltd accepts no responsibility for the completeness or accuracy of any of the information contained herein, and makes no representations about its suitability for any particular purpose. Users should make their own judgements about those matters and/or seek independent advice. You assume all risks associated with use of the data provided on this page.

Race Results

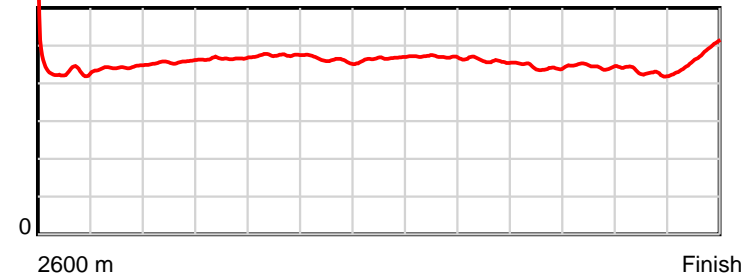
July 23, 2023, Race 5, , Distance 2600m, Addington - Survey 3200m

Result	TAB no.	Horse (Barrier)	2200m to	2000m to	1800m to	1600m to	1400m to	1200m to	1000m to	800m to	600m to	400m to	200m to	Total or	Margin
8th	1	Claus (1)	2000m	1800m	1600m	1400m	1200m	1000m	800m	600m	400m	200m	WP	Average	
		Position in running (margin)	2(1.9)	2(2.7)	2(2.0)	2(2.4)	2(2.3)	2(2.2)	2(1.8)	3(1.8)	3(1.7)	3(1.8)	4(3.0)		9.60
		Sectional time (s)	15.45	15.60	16.00	15.34	14.84	15.38	15.49	14.62	14.52	14.34	15.35		
		Cumulative time (s)	166.93	151.48	135.88	119.88	104.54	89.70	74.32	58.83	44.21	29.69	15.35	3:17.48	
		Speed (m/s)	12.94	12.82	12.50	13.04	13.48	13.00	12.91	13.68	13.77	13.95	13.03	13.17	
		Stride length (m)	5.90	5.97	5.93	6.03	6.28	6.12	5.94	6.06	6.13	5.99	6.16	6.00	
		Stride duration (s)	0.456	0.466	0.474	0.463	0.466	0.470	0.460	0.443	0.445	0.429	0.473	0.456	
		Stride efficiency (%)	54.45	55.67	54.93	56.88	61.64	58.47	55.16	57.46	58.75	56.04	59.38	56.21	
		Stride count	33.88	33.51	33.73	33.15	31.85	32.70	33.66	32.98	32.62	33.40	32.45	433.51	

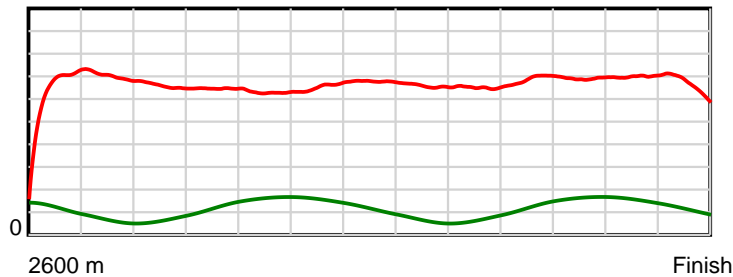
10 m Stride length



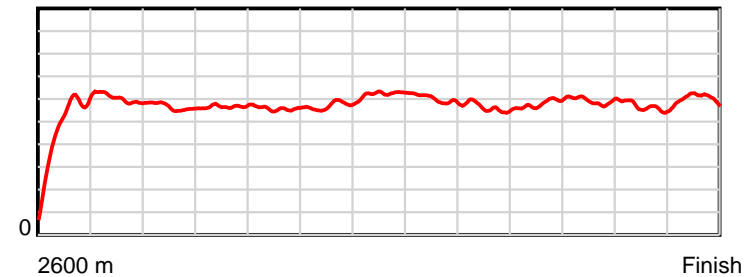
0.6 s Stride duration



20 m/sec Speed



100 % Stride efficiency



Note: Horizontal distance axis grid lines are 200m furlongs.

Disclaimer.

HRNZ and NZMTC and Thoroughbred Ratings Pty Ltd accepts no responsibility for the completeness or accuracy of any of the information contained herein, and makes no representations about its suitability for any particular purpose. Users should make their own judgements about those matters and/or seek independent advice. You assume all risks associated with use of the data provided on this page.



Race Results



July 23, 2023, Race 5, , Distance 2600m, Addington - Survey 3200m

Result	TAB no.	Horse (Barrier)	2600 to	2400m to
9th	8	Rapid Response (8)	2400m	2200m
		Position in running (margin)	-	8(6.8)
		Sectional time (s)	17.09	15.84
		Cumulative time (s)	198.57	181.48
		Speed (m/s)	11.71	12.63
		Stride length (m)	24.30	9.34
		Stride duration (s)	2.095	0.740
		Stride efficiency (%)	922.81	136.37
		Stride count	8.23	21.41

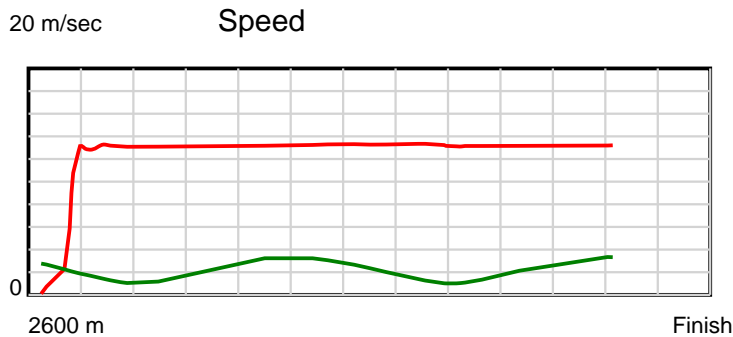
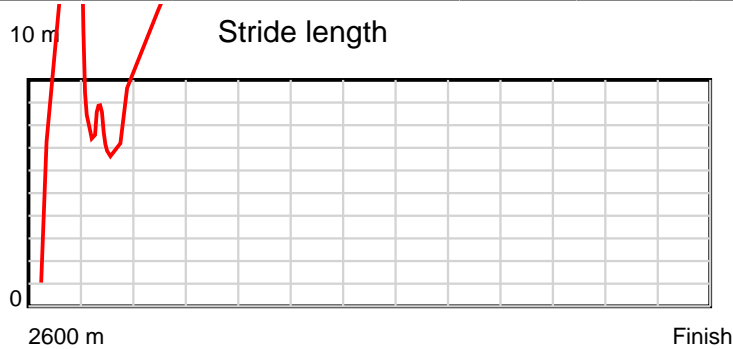
Disclaimer.

HRNZ and NZMTC and Thoroughbred Ratings Pty Ltd accepts no responsibility for the completeness or accuracy of any of the information contained herein, and makes no representations about its suitability for any particular purpose. Users should make their own judgements about those matters and/or seek independent advice. You assume all risks associated with use of the data provided on this page.

Race Results

July 23, 2023, Race 5, , Distance 2600m, Addington - Survey 3200m

Result	TAB no.	Horse (Barrier)	2200m to	2000m to	1800m to	1600m to	1400m to	1200m to	1000m to	800m to	600m to	400m to	200m to	Total or	Margin
9th	8	Rapid Response (8)	2000m	1800m	1600m	1400m	1200m	1000m	800m	600m	400m	200m	WP	Average	
		Position in running (margin)	9(16.5)	8(12.5)	6(7.0)	6(6.4)	6(6.4)	6(6.1)	6(5.2)	6(5.4)	7(5.7)	7(6.2)	9(9.1)		15.40
		Sectional time (s)	14.66	14.81	15.83	15.35	14.79	15.32	15.52	14.68	14.59	14.63	15.46		
		Cumulative time (s)	165.64	150.98	136.17	120.34	104.99	90.20	74.88	59.36	44.68	30.09	15.46	3:18.57	
		Speed (m/s)	13.64	13.50	12.63	13.03	13.52	13.05	12.89	13.62	13.71	13.67	12.94	13.09	
		Stride length (m)	46.28	117.43	178.28	124.16	69.43	13.35	16.13	106.87	150.24	21.19	18.37	28.21	
		Stride duration (s)	3.392	8.694	14.110	9.529	5.135	1.023	1.252	7.847	10.959	1.550	1.420	2.154	
		Stride efficiency (%)	3347.12	21550.02	49669.29	24089.79	7531.98	278.58	406.79	17848.77	35272.03	701.96	527.50	1243.19	
		Stride count	4.32	1.70	1.12	1.61	2.88	14.98	12.40	1.87	1.33	9.44	10.89	92.18	



Note: Horizontal distance axis grid lines are 200m furlongs.

Disclaimer.

HRNZ and NZMTC and Thoroughbred Ratings Pty Ltd accepts no responsibility for the completeness or accuracy of any of the information contained herein, and makes no representations about its suitability for any particular purpose. Users should make their own judgements about those matters and/or seek independent advice. You assume all risks associated with use of the data provided on this page.