



Race Results

NZ Metropolitan Trotting Club Inc, HRNZ, July 23, 2023

Compilation date: July 23, 2023, 4:08:55 PM (NZST)

Copyright © 2023 HRNZ and NZMTC. All rights reserved.

Trademarks.

StrideMASTER is a registered trademark of Thoroughbred Ratings Pty Ltd.

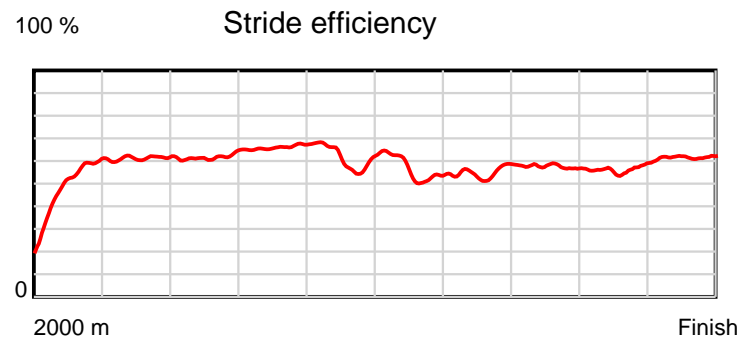
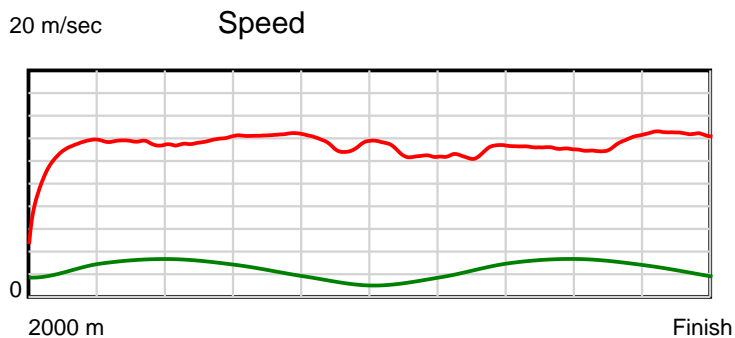
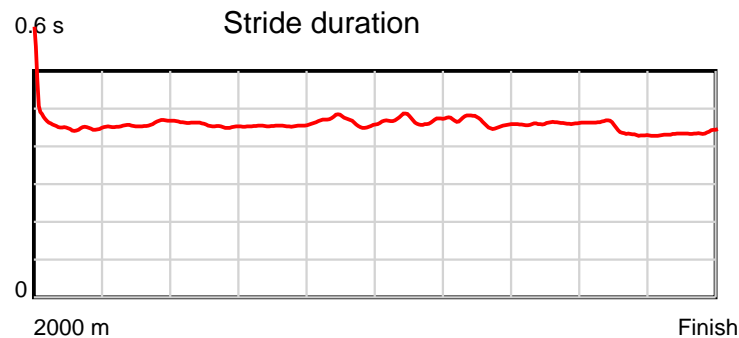
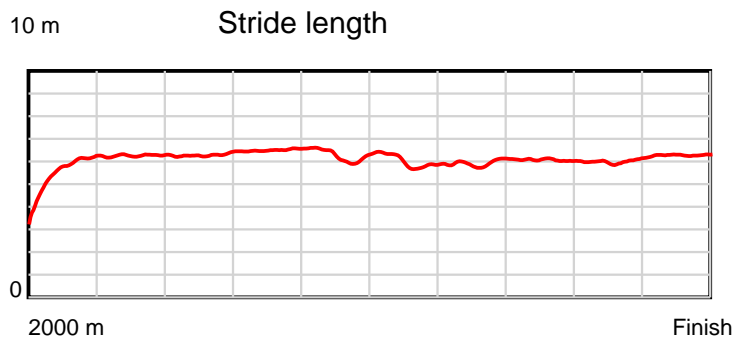
Disclaimer.

HRNZ and NZMTC and Thoroughbred Ratings Pty Ltd accepts no responsibility for the completeness or accuracy of any of the information contained herein, and makes no representations about its suitability for any particular purpose. Users should make their own judgements about those matters and/or seek independent advice. You assume all risks associated with use of the data provided on this page.

Race Results

July 23, 2023, Race 7, , Distance 2000m, Addington - Survey 3200m

Result	TAB no.	Horse (Barrier)	2000 to	1800m to	1600m to	1400m to	1200m to	1000m to	800m to	600m to	400m to	200m to	Total or	Margin
1st	6	Paige (6)	1800m	1600m	1400m	1200m	1000m	800m	600m	400m	200m	WP	Average	
		Position in running (margin)	-	6(9.3)	6(6.6)	6(7.1)	6(6.9)	5(4.2)	4(6.9)	4(2.9)	3(1.7)	2(0.2)		0.00
		Sectional time (s)	18.30	14.73	14.57	13.99	15.12	16.07	15.64	15.38	15.01	13.69		
		Cumulative time (s)	152.50	134.20	119.47	104.90	90.91	75.79	59.72	44.08	28.70	13.69	2:32.50	
		Speed (m/s)	10.93	13.58	13.73	14.30	13.23	12.45	12.79	13.00	13.32	14.61	13.11	
		Stride length (m)	5.63	6.23	6.27	6.49	6.16	5.86	5.93	5.99	5.92	6.37	6.07	
		Stride duration (s)	0.455	0.458	0.457	0.454	0.466	0.471	0.464	0.461	0.444	0.436	0.463	
		Stride efficiency (%)	49.46	60.59	61.44	65.88	59.29	53.65	54.88	56.07	54.76	63.42	57.65	
		Stride count	35.55	32.12	31.90	30.80	32.47	34.13	33.75	33.39	33.78	31.39	329.28	



Note: Horizontal distance axis grid lines are 200m furlongs.

Disclaimer.

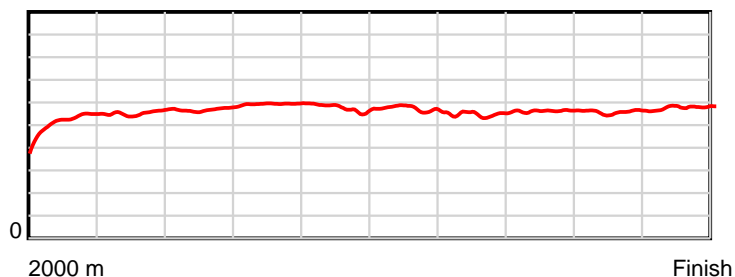
HRNZ and NZMTC and Thoroughbred Ratings Pty Ltd accepts no responsibility for the completeness or accuracy of any of the information contained herein, and makes no representations about its suitability for any particular purpose. Users should make their own judgements about those matters and/or seek independent advice. You assume all risks associated with use of the data provided on this page.

Race Results

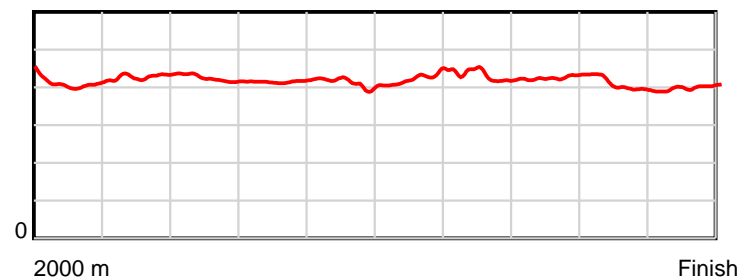
July 23, 2023, Race 7, , Distance 2000m, Addington - Survey 3200m

Result	TAB no.	Horse (Barrier)	2000 to	1800m to	1600m to	1400m to	1200m to	1000m to	800m to	600m to	400m to	200m to	Total or	Margin
2nd	14	Buffy Northsta... (1)	1800m	1600m	1400m	1200m	1000m	800m	600m	400m	200m	WP	Average	
		Position in running (margin)	-	7(9.5)	9(13.1)	9(16.8)	8(16.4)	7(11.6)	6(9.0)	6(5.2)	4(3.7)	3(1.2)		0.30
		Sectional time (s)	18.18	15.78	15.10	13.96	14.77	15.19	15.67	15.32	14.86	13.73		
		Cumulative time (s)	152.56	134.38	118.60	103.50	89.54	74.77	59.58	43.91	28.59	13.73	2:32.56	
		Speed (m/s)	11.00	12.67	13.25	14.33	13.54	13.17	12.76	13.05	13.46	14.57	13.11	
		Stride length (m)	5.17	5.43	5.62	5.95	5.58	5.61	5.49	5.56	5.46	5.83	5.56	
		Stride duration (s)	0.409	0.428	0.424	0.415	0.412	0.426	0.430	0.426	0.405	0.400	0.424	
		Stride efficiency (%)	41.71	46.04	49.28	55.24	48.63	49.19	47.11	48.29	46.51	53.10	48.31	
		Stride count	38.71	36.85	35.61	33.64	35.85	35.65	36.43	35.98	36.66	34.31	359.69	

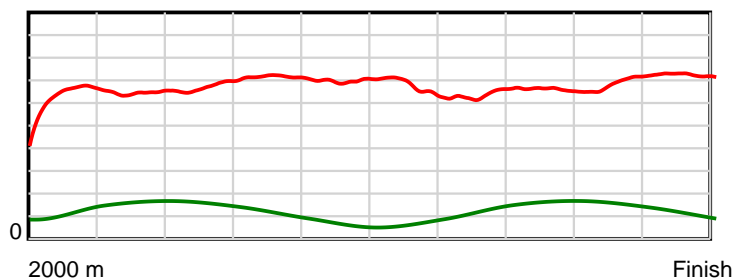
10 m Stride length



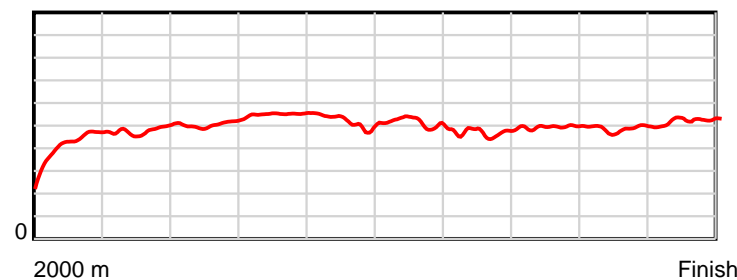
0.6 s Stride duration



20 m/sec Speed



100 % Stride efficiency



Note: Horizontal distance axis grid lines are 200m furlongs.

Disclaimer.

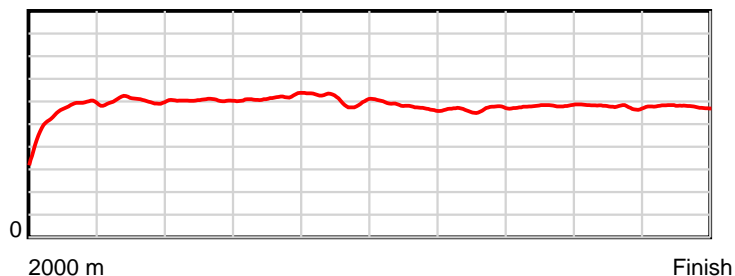
HRNZ and NZMTC and Thoroughbred Ratings Pty Ltd accepts no responsibility for the completeness or accuracy of any of the information contained herein, and makes no representations about its suitability for any particular purpose. Users should make their own judgements about those matters and/or seek independent advice. You assume all risks associated with use of the data provided on this page.

Race Results

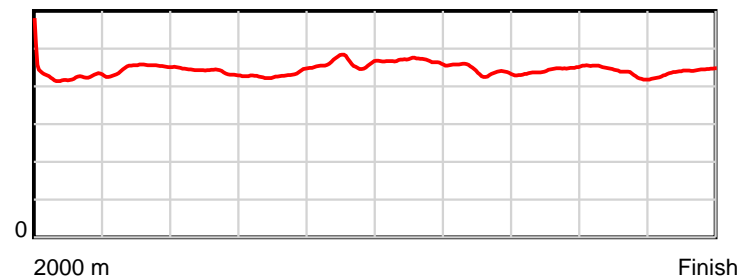
July 23, 2023, Race 7, , Distance 2000m, Addington - Survey 3200m

Result	TAB no.	Horse (Barrier)	2000 to 1800m	1800m to 1600m	1600m to 1400m	1400m to 1200m	1200m to 1000m	1000m to 800m	800m to 600m	600m to 400m	400m to 200m	200m to WP	Total or Average	Margin
3rd	8	Izia (9)	-	3(4.0)	3(2.6)	3(2.8)	2(2.5)	3(1.5)	3(5.9)	2(1.2)	1(0.0)	1(0.0)		7.10
		Position in running (margin)	-	3(4.0)	3(2.6)	3(2.8)	2(2.5)	3(1.5)	3(5.9)	2(1.2)	1(0.0)	1(0.0)		7.10
		Sectional time (s)	17.31	14.95	14.50	13.98	15.39	16.37	15.52	15.38	15.26	15.18		
		Cumulative time (s)	153.84	136.53	121.58	107.08	93.10	77.71	61.34	45.82	30.44	15.18	2:33.84	
		Speed (m/s)	11.56	13.38	13.79	14.31	13.00	12.22	12.89	13.00	13.11	13.18	13.00	
		Stride length (m)	5.49	6.01	6.07	6.16	6.01	5.70	5.69	5.77	5.73	5.80	5.84	
		Stride duration (s)	0.425	0.450	0.440	0.431	0.462	0.467	0.442	0.444	0.438	0.440	0.449	
		Stride efficiency (%)	47.07	56.53	57.57	59.26	56.36	50.82	50.64	52.03	51.38	52.52	53.23	
		Stride count	36.44	33.25	32.95	32.48	33.30	35.07	35.13	34.66	34.88	34.50	342.66	

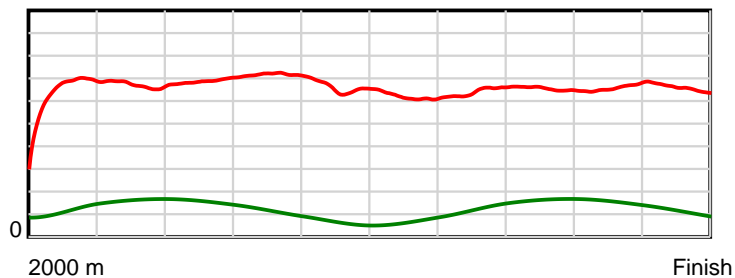
10 m Stride length



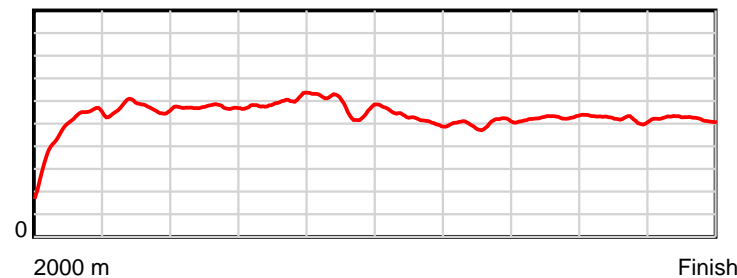
0.6 s Stride duration



20 m/sec Speed



100 % Stride efficiency



Note: Horizontal distance axis grid lines are 200m furlongs.

Disclaimer.

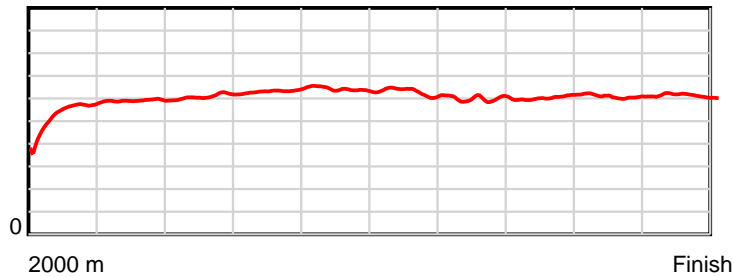
HRNZ and NZMTC and Thoroughbred Ratings Pty Ltd accepts no responsibility for the completeness or accuracy of any of the information contained herein, and makes no representations about its suitability for any particular purpose. Users should make their own judgements about those matters and/or seek independent advice. You assume all risks associated with use of the data provided on this page.

Race Results

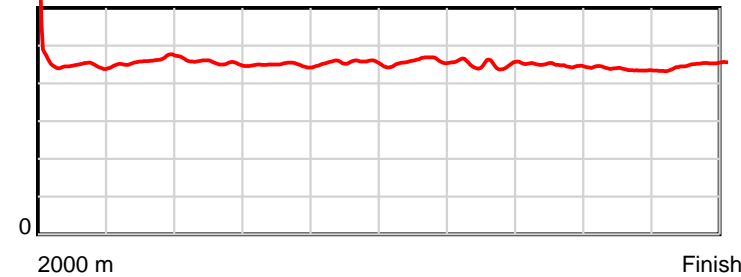
July 23, 2023, Race 7, , Distance 2000m, Addington - Survey 3200m

Result	TAB no.	Horse (Barrier)	2000 to	1800m to	1600m to	1400m to	1200m to	1000m to	800m to	600m to	400m to	200m to	Total or	Margin
4th	10	Love Is Everyw... (11)	1800m	1600m	1400m	1200m	1000m	800m	600m	400m	200m	WP	Average	
		Position in running (margin)	-	12(15.5)	12(19.0)	12(23.2)	13(24.2)	13(18.6)	11(15.7)	8(8.3)	7(6.0)	5(3.8)		8.10
		Sectional time (s)	19.15	15.77	15.17	14.20	14.63	15.14	15.09	15.20	14.90	14.80		
		Cumulative time (s)	154.05	134.90	119.13	103.96	89.76	75.13	59.99	44.90	29.70	14.80	2:34.05	
		Speed (m/s)	10.44	12.68	13.18	14.08	13.67	13.21	13.25	13.16	13.42	13.51	12.98	
		Stride length (m)	5.30	5.84	6.00	6.32	6.22	6.06	5.97	5.89	5.86	6.08	5.94	
		Stride duration (s)	0.450	0.460	0.455	0.449	0.455	0.458	0.451	0.448	0.437	0.450	0.458	
		Stride efficiency (%)	43.87	53.26	56.30	62.48	60.50	57.34	55.77	54.24	53.67	57.84	55.19	
		Stride count	37.75	34.26	33.32	31.63	32.14	33.02	33.48	33.95	34.13	32.87	336.55	

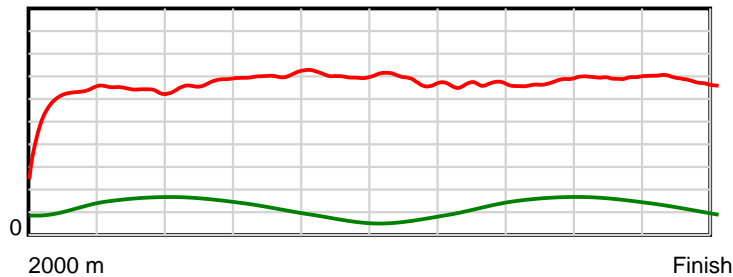
10 m Stride length



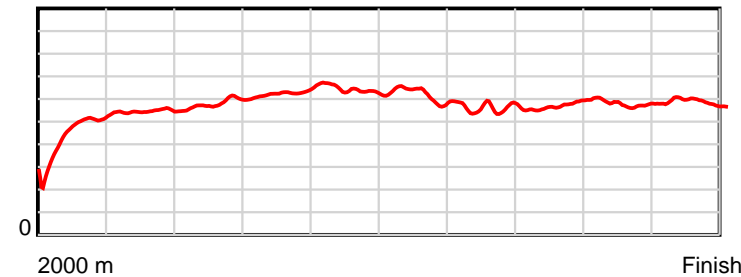
0.6 s Stride duration



20 m/sec Speed



100 % Stride efficiency



Note: Horizontal distance axis grid lines are 200m furlongs.

Disclaimer.

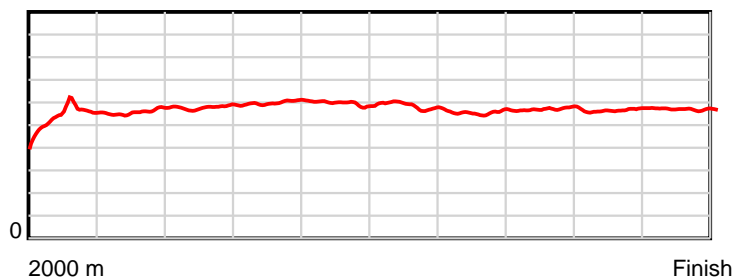
HRNZ and NZMTC and Thoroughbred Ratings Pty Ltd accepts no responsibility for the completeness or accuracy of any of the information contained herein, and makes no representations about its suitability for any particular purpose. Users should make their own judgements about those matters and/or seek independent advice. You assume all risks associated with use of the data provided on this page.

Race Results

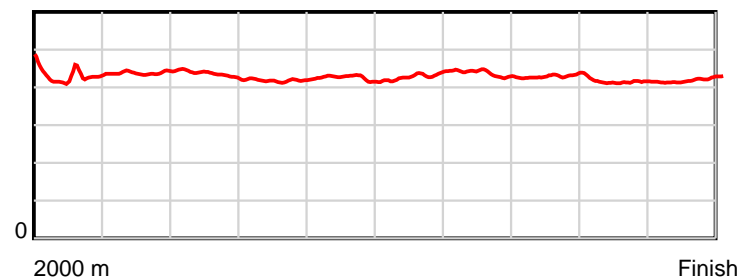
July 23, 2023, Race 7, , Distance 2000m, Addington - Survey 3200m

Result	TAB no.	Horse (Barrier)	2000 to	1800m to	1600m to	1400m to	1200m to	1000m to	800m to	600m to	400m to	200m to	Total or	Margin
5th	15	Bonnie Bagrie (3)	1800m	1600m	1400m	1200m	1000m	800m	600m	400m	200m	WP	Average	
		Position in running (margin)	-	10(10.2)	10(14.9)	10(19.2)	10(18.9)	10(13.8)	7(10.5)	7(7.1)	5(5.2)	6(4.0)		8.30
		Sectional time (s)	18.32	15.96	15.20	13.97	14.72	15.08	15.74	15.26	15.07	14.77		
		Cumulative time (s)	154.09	135.77	119.81	104.61	90.64	75.92	60.84	45.10	29.84	14.77	2:34.09	
		Speed (m/s)	10.92	12.53	13.16	14.32	13.59	13.26	12.71	13.11	13.27	13.54	12.98	
		Stride length (m)	5.41	5.49	5.73	5.99	5.77	5.71	5.55	5.63	5.49	5.69	5.64	
		Stride duration (s)	0.426	0.438	0.436	0.419	0.425	0.430	0.436	0.429	0.414	0.420	0.435	
		Stride efficiency (%)	45.81	47.15	51.36	56.08	52.06	50.88	48.08	49.52	47.17	50.56	49.75	
		Stride count	36.94	36.41	34.89	33.38	34.65	35.05	36.06	35.53	36.40	35.16	354.47	

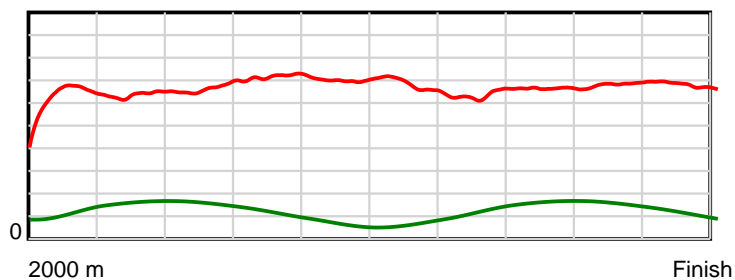
10 m Stride length



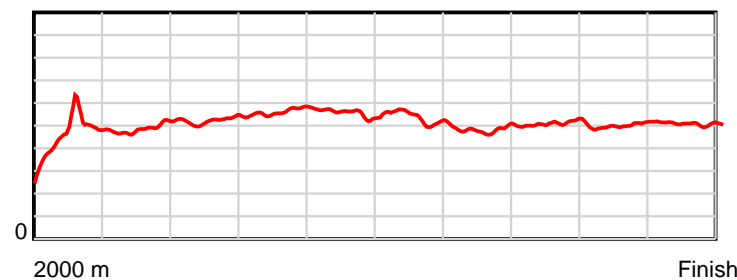
0.6 s Stride duration



20 m/sec Speed



100 % Stride efficiency



Note: Horizontal distance axis grid lines are 200m furlongs.

Disclaimer.

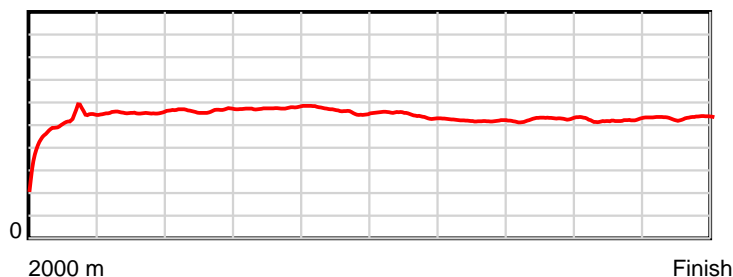
HRNZ and NZMTC and Thoroughbred Ratings Pty Ltd accepts no responsibility for the completeness or accuracy of any of the information contained herein, and makes no representations about its suitability for any particular purpose. Users should make their own judgements about those matters and/or seek independent advice. You assume all risks associated with use of the data provided on this page.

Race Results

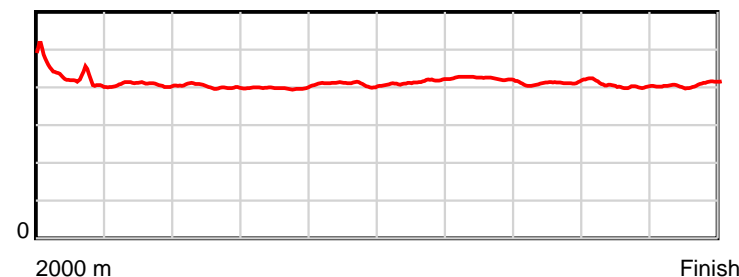
July 23, 2023, Race 7, , Distance 2000m, Addington - Survey 3200m

Result	TAB no.	Horse (Barrier)	2000 to	1800m to	1600m to	1400m to	1200m to	1000m to	800m to	600m to	400m to	200m to	Total or	Margin
6th	2	Majestic Whisp... (4)	1800m	1600m	1400m	1200m	1000m	800m	600m	400m	200m	WP	Average	
		Position in running (margin)	-	5(7.6)	5(6.1)	5(6.0)	5(4.9)	2(0.8)	1(0.0)	1(0.0)	2(0.3)	4(2.1)		9.50
		Sectional time (s)	17.68	14.92	14.46	13.86	14.88	15.49	16.32	15.63	15.56	15.50		
		Cumulative time (s)	154.30	136.62	121.70	107.24	93.38	78.50	63.01	46.69	31.06	15.50	2:34.30	
		Speed (m/s)	11.31	13.40	13.83	14.43	13.44	12.91	12.25	12.80	12.85	12.90	12.96	
		Stride length (m)	5.04	5.46	5.57	5.75	5.50	5.35	5.19	5.27	5.20	5.26	5.35	
		Stride duration (s)	0.431	0.408	0.402	0.398	0.409	0.415	0.423	0.412	0.404	0.408	0.413	
		Stride efficiency (%)	39.65	46.64	48.40	51.65	47.25	44.80	42.10	43.39	42.18	43.21	44.74	
		Stride count	39.70	36.61	35.94	34.79	36.37	37.35	38.53	37.96	38.50	38.03	373.78	

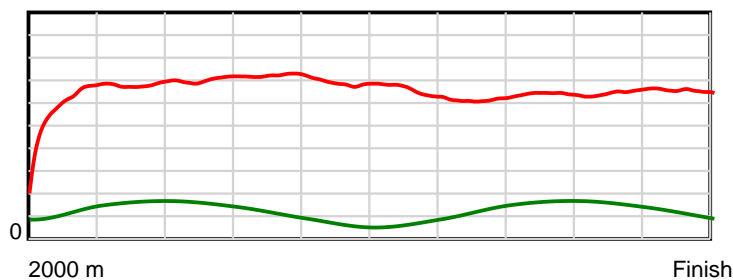
10 m Stride length



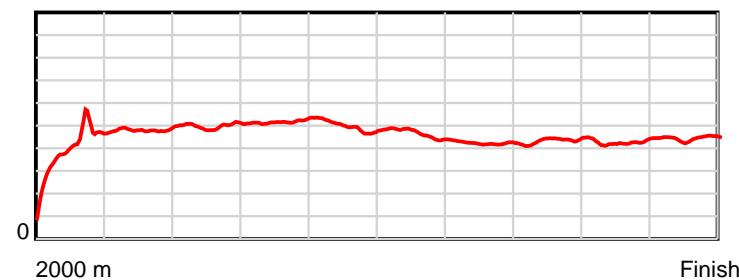
0.6 s Stride duration



20 m/sec Speed



100 % Stride efficiency



Note: Horizontal distance axis grid lines are 200m furlongs.

Disclaimer.

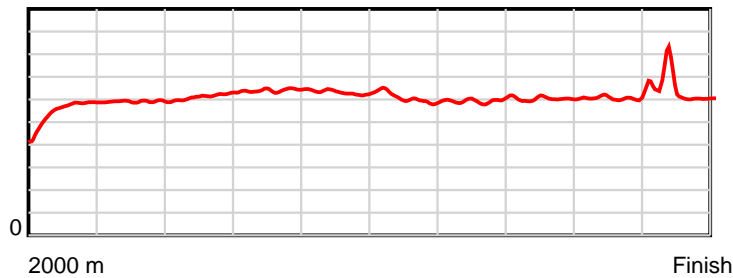
HRNZ and NZMTC and Thoroughbred Ratings Pty Ltd accepts no responsibility for the completeness or accuracy of any of the information contained herein, and makes no representations about its suitability for any particular purpose. Users should make their own judgements about those matters and/or seek independent advice. You assume all risks associated with use of the data provided on this page.

Race Results

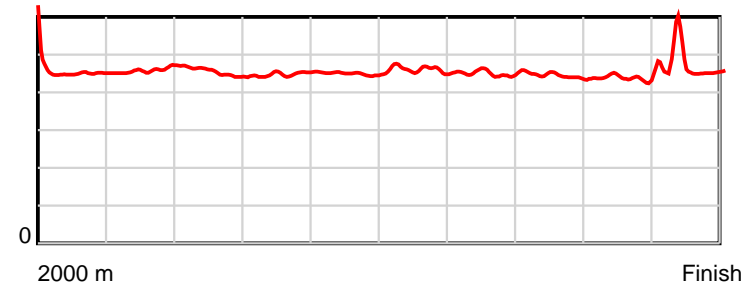
July 23, 2023, Race 7, , Distance 2000m, Addington - Survey 3200m

Result	TAB no.	Horse (Barrier)	2000 to	1800m to	1600m to	1400m to	1200m to	1000m to	800m to	600m to	400m to	200m to	Total or	Margin
7th	13	Waihemo Hannah (5)	1800m	1600m	1400m	1200m	1000m	800m	600m	400m	200m	WP	Average	
		Position in running (margin)	-	13(17.3)	13(21.1)	13(23.3)	12(23.5)	12(17.2)	12(16.9)	11(10.3)	10(7.8)	7(5.6)		10.40
		Sectional time (s)	19.48	15.80	14.85	14.06	14.51	15.57	15.22	15.15	14.91	14.93		
		Cumulative time (s)	154.48	135.00	119.20	104.35	90.29	75.78	60.21	44.99	29.84	14.93	2:34.48	
		Speed (m/s)	10.27	12.66	13.47	14.22	13.78	12.85	13.14	13.20	13.41	13.40	12.95	
		Stride length (m)	5.53	5.80	6.11	6.38	6.19	5.91	5.92	5.86	5.92	6.26	5.98	
		Stride duration (s)	0.451	0.459	0.454	0.449	0.449	0.460	0.451	0.443	0.442	0.467	0.462	
		Stride efficiency (%)	47.78	52.62	58.33	63.63	59.92	54.64	54.82	53.58	54.82	61.18	55.87	
		Stride count	36.17	34.46	32.74	31.34	32.30	33.82	33.77	34.15	33.77	31.96	334.48	

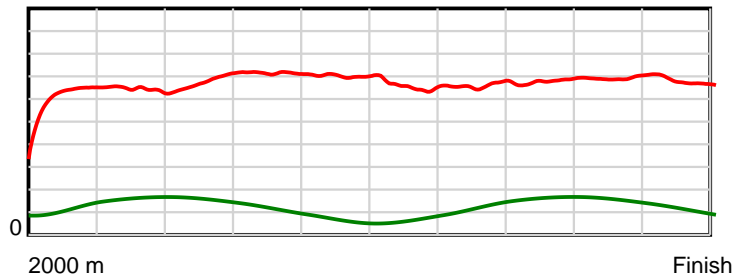
10 m Stride length



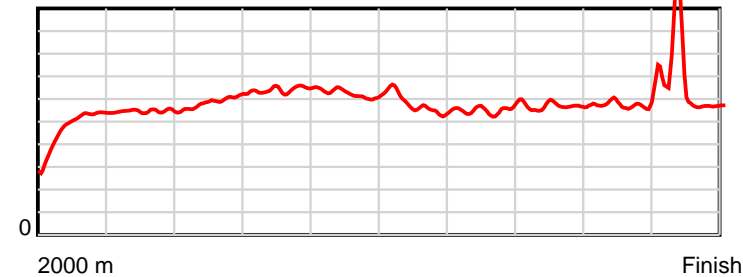
0.6 s Stride duration



20 m/sec Speed



100 % Stride efficiency



Note: Horizontal distance axis grid lines are 200m furlongs.

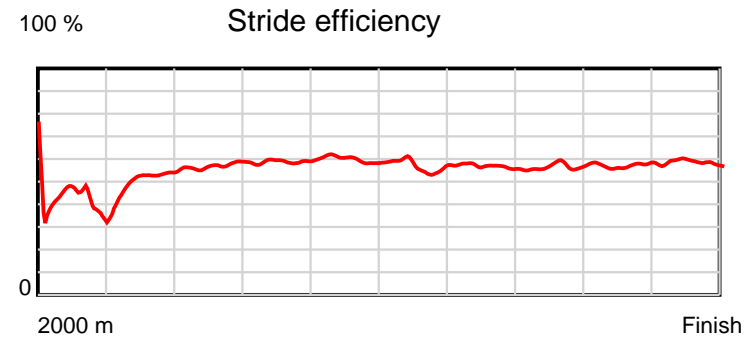
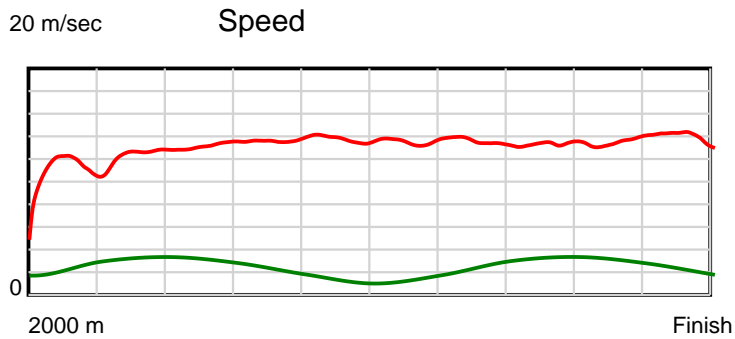
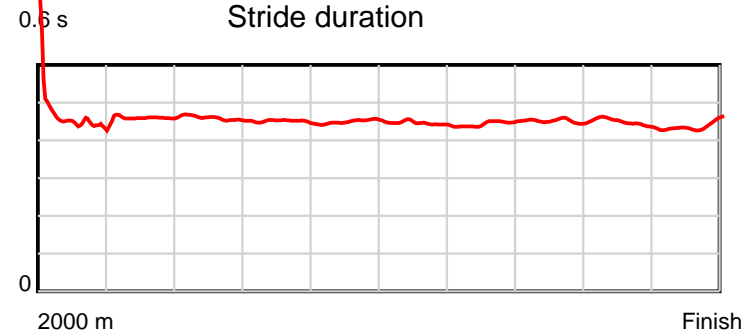
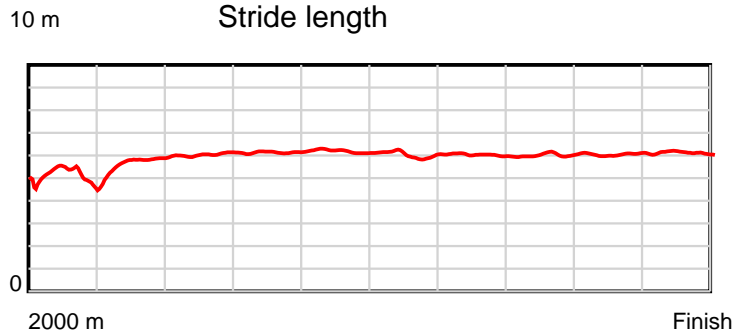
Disclaimer.

HRNZ and NZMTC and Thoroughbred Ratings Pty Ltd accepts no responsibility for the completeness or accuracy of any of the information contained herein, and makes no representations about its suitability for any particular purpose. Users should make their own judgements about those matters and/or seek independent advice. You assume all risks associated with use of the data provided on this page.

Race Results

July 23, 2023, Race 7, , Distance 2000m, Addington - Survey 3200m

Result	TAB no.	Horse (Barrier)	2000 to	1800m to	1600m to	1400m to	1200m to	1000m to	800m to	600m to	400m to	200m to	Total or	Margin
8th	11	Call This Fun (12)	1800m	1600m	1400m	1200m	1000m	800m	600m	400m	200m	WP	Average	
		Position in running (margin)	-	14(18.3)	14(25.6)	14(30.9)	14(34.4)	14(30.3)	13(26.2)	13(16.7)	12(13.2)	10(11.3)		12.60
		Sectional time (s)	19.47	16.39	15.37	14.61	14.88	14.94	14.74	14.98	14.94	14.57		
		Cumulative time (s)	154.89	135.42	119.03	103.66	89.05	74.17	59.23	44.49	29.51	14.57	2:34.89	
		Speed (m/s)	10.27	12.20	13.01	13.69	13.44	13.39	13.57	13.35	13.39	13.73	12.91	
		Stride length (m)	5.10	5.61	5.98	6.17	6.05	5.96	6.03	6.02	5.99	6.03	5.88	
		Stride duration (s)	0.450	0.460	0.459	0.451	0.450	0.445	0.445	0.451	0.447	0.440	0.455	
		Stride efficiency (%)	40.59	49.21	55.81	59.50	57.15	55.43	56.87	56.69	55.98	56.85	53.97	
		Stride count	39.24	35.64	33.47	32.41	33.07	33.58	33.15	33.20	33.41	33.16	340.33	



Note: Horizontal distance axis grid lines are 200m furlongs.

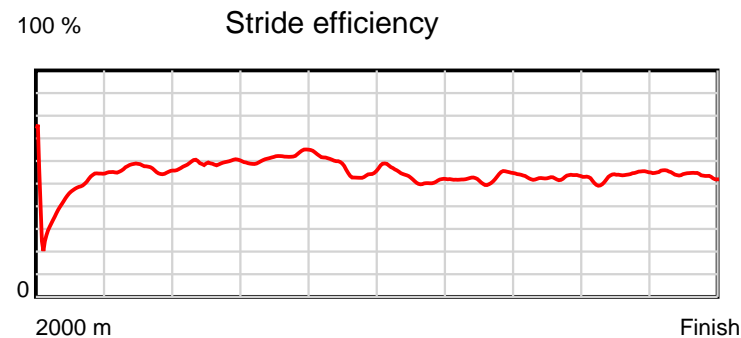
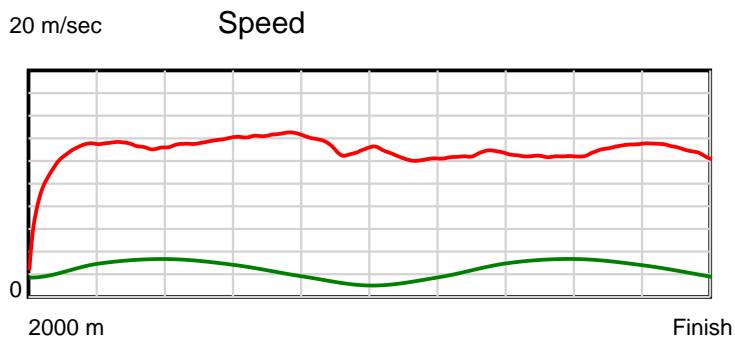
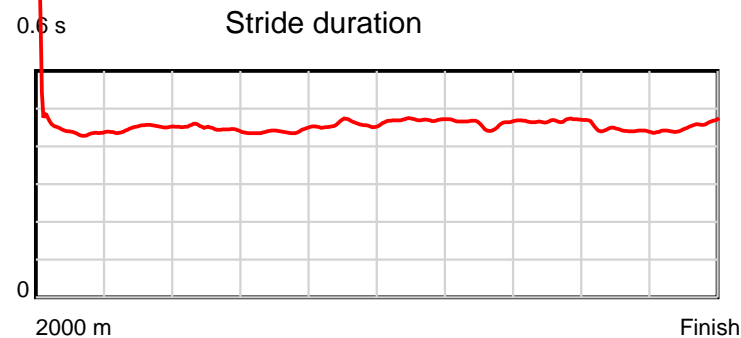
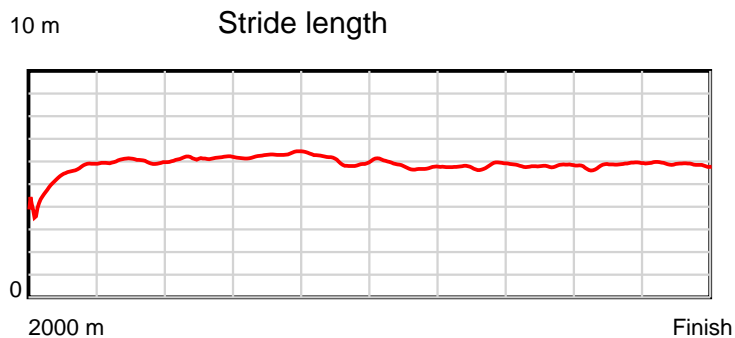
Disclaimer.

HRNZ and NZMTC and Thoroughbred Ratings Pty Ltd accepts no responsibility for the completeness or accuracy of any of the information contained herein, and makes no representations about its suitability for any particular purpose. Users should make their own judgements about those matters and/or seek independent advice. You assume all risks associated with use of the data provided on this page.

Race Results

July 23, 2023, Race 7, , Distance 2000m, Addington - Survey 3200m

Result	TAB no.	Horse (Barrier)	2000 to	1800m to	1600m to	1400m to	1200m to	1000m to	800m to	600m to	400m to	200m to	Total or	Margin
9th	1	A Late Late Pr... (7)	1800m	1600m	1400m	1200m	1000m	800m	600m	400m	200m	WP	Average	
		Position in running (margin)	-	4(6.0)	4(4.1)	4(4.7)	4(4.5)	4(3.7)	5(7.5)	5(4.6)	8(7.4)	8(7.2)		14.60
		Sectional time (s)	17.54	14.87	14.57	13.99	15.43	16.26	15.84	16.03	15.23	15.52		
		Cumulative time (s)	155.28	137.74	122.87	108.30	94.31	78.88	62.62	46.78	30.75	15.52	2:35.28	
		Speed (m/s)	11.40	13.45	13.73	14.30	12.96	12.30	12.63	12.48	13.13	12.89	12.88	
		Stride length (m)	5.16	6.03	6.15	6.29	5.93	5.78	5.81	5.83	5.83	5.85	5.85	
		Stride duration (s)	0.443	0.449	0.448	0.440	0.458	0.470	0.460	0.468	0.444	0.454	0.454	
		Stride efficiency (%)	41.68	56.89	59.05	61.83	55.03	52.28	52.81	53.19	53.13	53.46	53.55	
		Stride count	38.72	33.15	32.54	31.79	33.70	34.58	34.40	34.28	34.30	34.19	341.65	



Note: Horizontal distance axis grid lines are 200m furlongs.

Disclaimer.

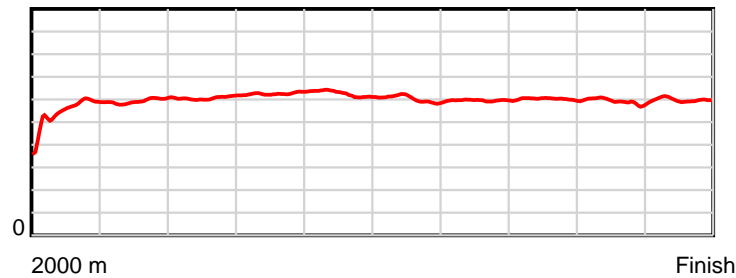
HRNZ and NZMTC and Thoroughbred Ratings Pty Ltd accepts no responsibility for the completeness or accuracy of any of the information contained herein, and makes no representations about its suitability for any particular purpose. Users should make their own judgements about those matters and/or seek independent advice. You assume all risks associated with use of the data provided on this page.

Race Results

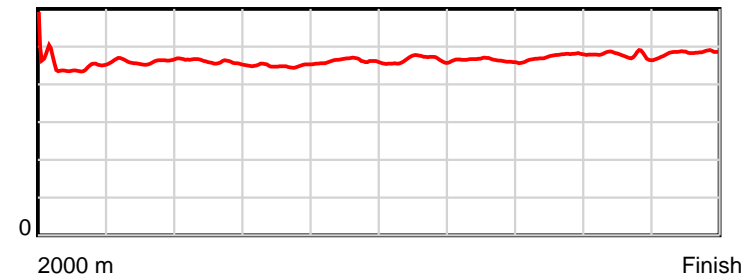
July 23, 2023, Race 7, , Distance 2000m, Addington - Survey 3200m

Result	TAB no.	Horse (Barrier)	2000 to	1800m to	1600m to	1400m to	1200m to	1000m to	800m to	600m to	400m to	200m to	Total or	Margin
10th	12	Tres Magnifiqu... (13)	1800m	1600m	1400m	1200m	1000m	800m	600m	400m	200m	WP	Average	
		Position in running (margin)	-	9(10.1)	8(12.2)	8(16.0)	9(18.0)	9(13.4)	8(13.6)	9(8.9)	11(10.2)	12(15.6)		25.60
		Sectional time (s)	18.17	15.53	15.10	14.37	14.80	15.65	15.54	15.79	16.16	16.27		
		Cumulative time (s)	157.38	139.21	123.68	108.58	94.21	79.41	63.76	48.22	32.43	16.27	2:37.38	
		Speed (m/s)	11.01	12.88	13.25	13.92	13.51	12.78	12.87	12.67	12.38	12.29	12.71	
		Stride length (m)	5.58	5.94	6.10	6.25	6.25	5.94	5.98	6.01	5.90	5.96	5.99	
		Stride duration (s)	0.449	0.461	0.460	0.449	0.462	0.465	0.465	0.474	0.477	0.485	0.471	
		Stride efficiency (%)	48.66	55.18	58.10	61.14	60.97	55.14	55.88	56.37	54.46	55.53	55.98	
		Stride count	35.84	33.66	32.80	31.97	32.02	33.67	33.45	33.30	33.88	33.55	334.14	

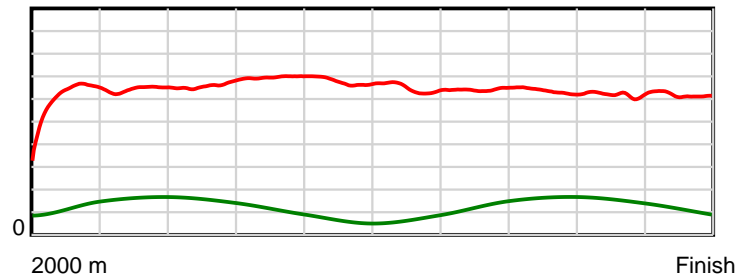
10 m Stride length



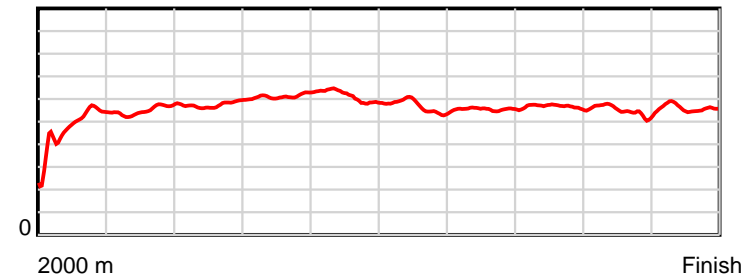
0.6 s Stride duration



20 m/sec Speed



100 % Stride efficiency



Note: Horizontal distance axis grid lines are 200m furlongs.

Disclaimer.

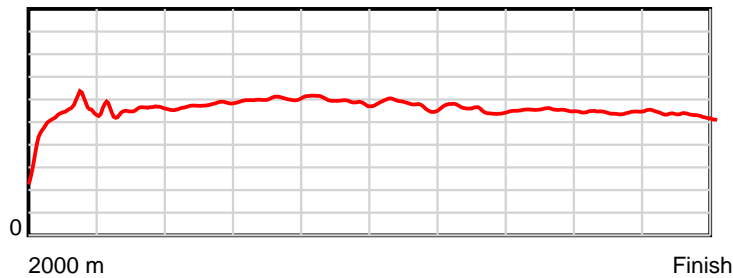
HRNZ and NZMTC and Thoroughbred Ratings Pty Ltd accepts no responsibility for the completeness or accuracy of any of the information contained herein, and makes no representations about its suitability for any particular purpose. Users should make their own judgements about those matters and/or seek independent advice. You assume all risks associated with use of the data provided on this page.

Race Results

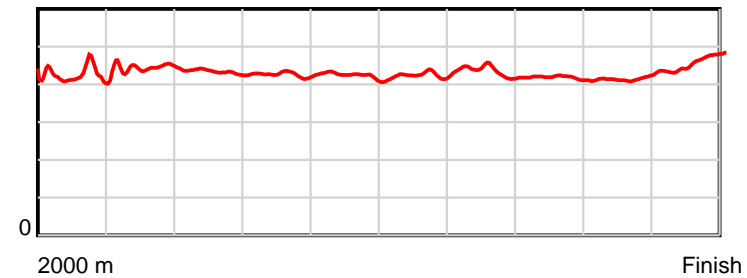
July 23, 2023, Race 7, , Distance 2000m, Addington - Survey 3200m

Result	TAB no.	Horse (Barrier)	2000 to 1800m	1800m to 1600m	1600m to 1400m	1400m to 1200m	1200m to 1000m	1000m to 800m	800m to 600m	600m to 400m	400m to 200m	200m to WP	Total or Average	Margin
11th	9	Sinner Cool (10)												
		Position in running (margin)	-	11(11.4)	11(16.8)	11(21.5)	11(22.4)	11(16.8)	9(13.6)	10(9.6)	9(7.5)	9(9.5)		26.80
		Sectional time (s)	18.52	16.08	15.27	14.17	14.63	15.10	15.65	15.23	15.59	17.35		
		Cumulative time (s)	157.59	139.07	122.99	107.72	93.55	78.92	63.82	48.17	32.94	17.35	2:37.59	
		Speed (m/s)	10.80	12.44	13.10	14.11	13.67	13.25	12.78	13.13	12.83	11.53	12.69	
		Stride length (m)	5.15	5.55	5.68	6.01	5.79	5.62	5.54	5.49	5.35	5.29	5.54	
		Stride duration (s)	0.419	0.447	0.433	0.426	0.423	0.424	0.434	0.418	0.417	0.459	0.436	
		Stride efficiency (%)	41.37	48.22	50.35	56.49	52.33	49.43	48.04	47.04	44.65	43.80	47.91	
		Stride count	38.87	36.00	35.23	33.27	34.56	35.56	36.07	36.45	37.42	37.78	361.21	

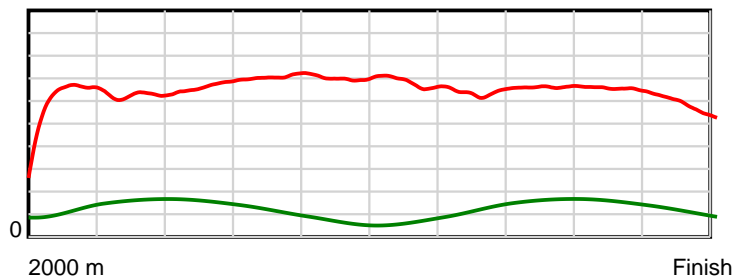
10 m Stride length



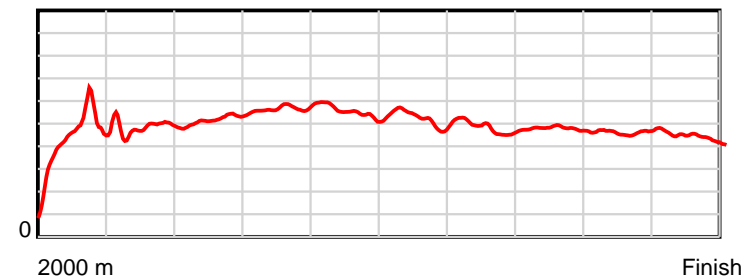
0.6 s Stride duration



20 m/sec Speed



100 % Stride efficiency



Note: Horizontal distance axis grid lines are 200m furlongs.

Disclaimer.

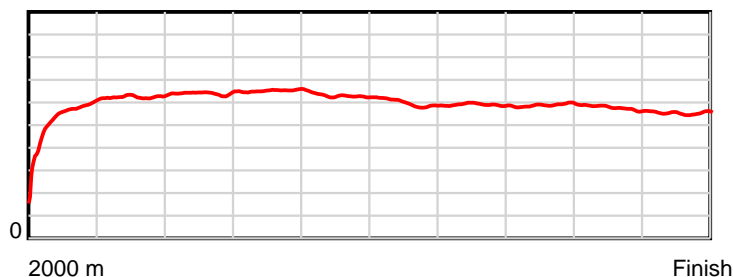
HRNZ and NZMTC and Thoroughbred Ratings Pty Ltd accepts no responsibility for the completeness or accuracy of any of the information contained herein, and makes no representations about its suitability for any particular purpose. Users should make their own judgements about those matters and/or seek independent advice. You assume all risks associated with use of the data provided on this page.

Race Results

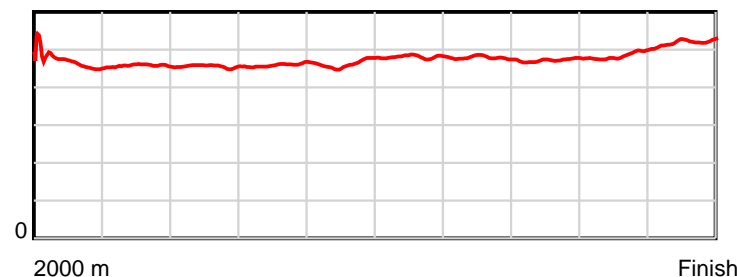
July 23, 2023, Race 7, , Distance 2000m, Addington - Survey 3200m

Result	TAB no.	Horse (Barrier)	2000 to 1800m	1800m to 1600m	1600m to 1400m	1400m to 1200m	1200m to 1000m	1000m to 800m	800m to 600m	600m to 400m	400m to 200m	200m to WP	Total or Average	Margin
12th	4	Kahntdoitalone (2)												
		Position in running (margin)	-	2(3.7)	2(2.0)	2(2.3)	3(2.7)	1(0.0)	2(2.9)	3(2.3)	6(5.7)	11(15.5)		39.50
		Sectional time (s)	17.22	14.90	14.52	14.10	15.11	16.11	16.21	16.14	16.90	18.80		
		Cumulative time (s)	160.01	142.79	127.89	113.37	99.27	84.16	68.05	51.84	35.70	18.80	2:40.01	
		Speed (m/s)	11.62	13.42	13.77	14.18	13.24	12.41	12.34	12.39	11.83	10.64	12.50	
		Stride length (m)	5.37	6.14	6.28	6.52	6.14	5.97	5.90	5.85	5.75	5.55	5.93	
		Stride duration (s)	0.466	0.457	0.456	0.459	0.464	0.481	0.478	0.472	0.486	0.521	0.474	
		Stride efficiency (%)	45.03	58.94	61.64	66.33	58.82	55.73	54.39	53.50	51.70	48.10	54.92	
		Stride count	37.26	32.57	31.84	30.70	32.60	33.49	33.90	34.18	34.77	36.05	337.36	

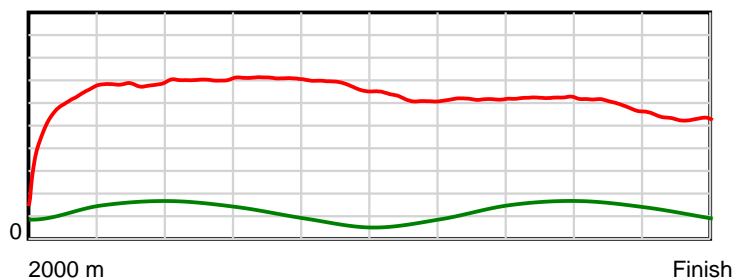
10 m Stride length



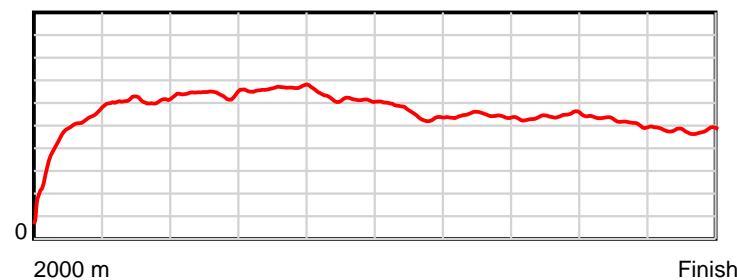
0.6 s Stride duration



20 m/sec Speed



100 % Stride efficiency



Note: Horizontal distance axis grid lines are 200m furlongs.

Disclaimer.

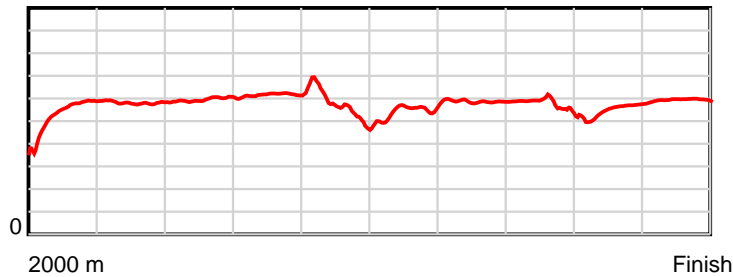
HRNZ and NZMTC and Thoroughbred Ratings Pty Ltd accepts no responsibility for the completeness or accuracy of any of the information contained herein, and makes no representations about its suitability for any particular purpose. Users should make their own judgements about those matters and/or seek independent advice. You assume all risks associated with use of the data provided on this page.

Race Results

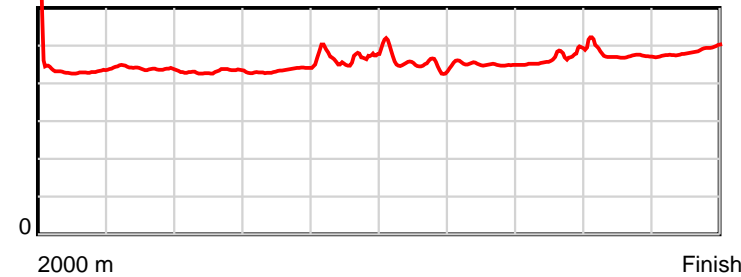
July 23, 2023, Race 7, , Distance 2000m, Addington - Survey 3200m

Result	TAB no.	Horse (Barrier)	2000 to	1800m to	1600m to	1400m to	1200m to	1000m to	800m to	600m to	400m to	200m to	Total or	Margin
13th	5	Starlight Gaze... (0)	1800m	1600m	1400m	1200m	1000m	800m	600m	400m	200m	WP	Average	
		Position in running (margin)	-	1(0.0)	1(0.0)	1(0.0)	1(0.0)	6(7.5)	10(15.5)	12(11.0)	13(17.7)	13(32.8)		42.60
		Sectional time (s)	16.52	15.18	14.48	14.03	16.82	16.96	15.56	16.70	17.77	16.58		
		Cumulative time (s)	160.60	144.08	128.90	114.42	100.39	83.57	66.61	51.05	34.35	16.58	2:40.60	
		Speed (m/s)	12.11	13.18	13.81	14.26	11.89	11.79	12.85	11.98	11.25	12.06	12.45	
		Stride length (m)	5.29	5.80	5.95	6.20	5.48	5.38	5.80	5.51	5.33	5.87	5.65	
		Stride duration (s)	0.432	0.440	0.431	0.435	0.461	0.456	0.451	0.460	0.474	0.487	0.453	
		Stride efficiency (%)	43.65	52.49	55.32	60.01	46.92	45.16	52.55	47.41	44.47	53.87	49.80	
		Stride count	37.84	34.51	33.61	32.27	36.50	37.20	34.49	36.31	37.49	34.06	354.28	

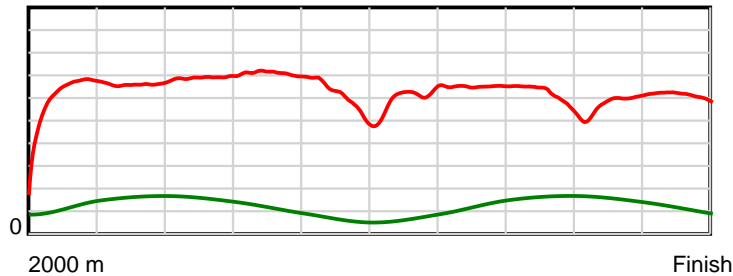
10 m Stride length



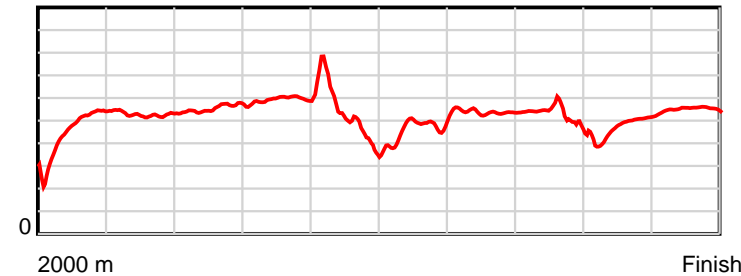
0.6 s Stride duration



20 m/sec Speed



100 % Stride efficiency



Note: Horizontal distance axis grid lines are 200m furlongs.

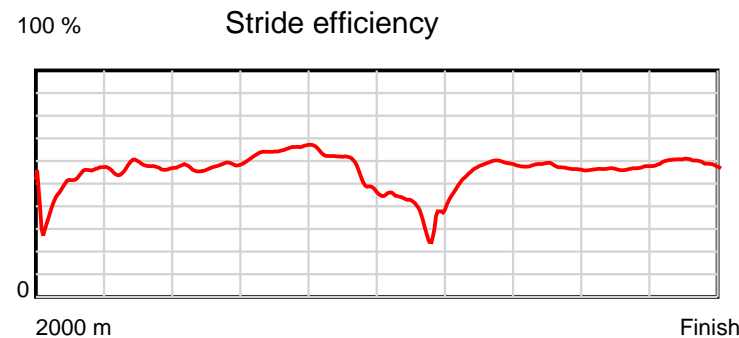
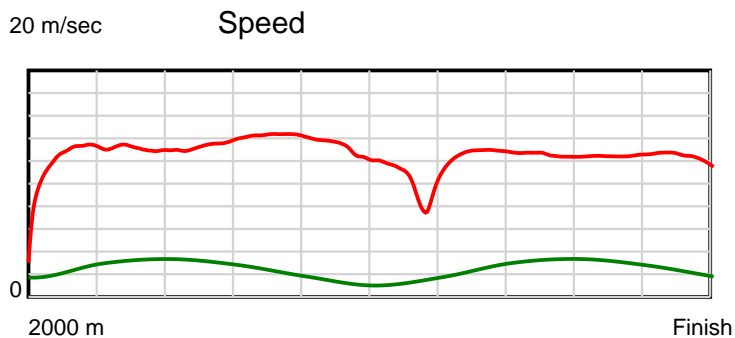
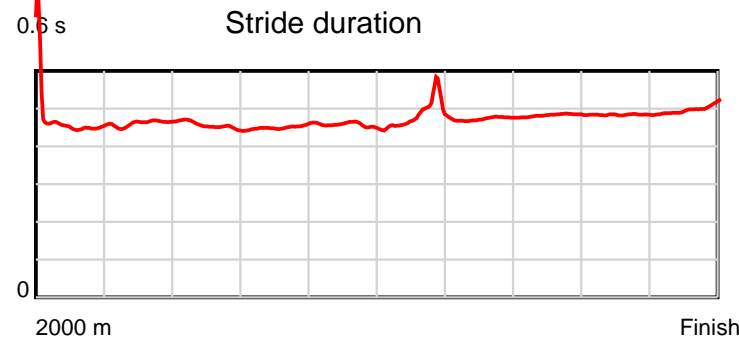
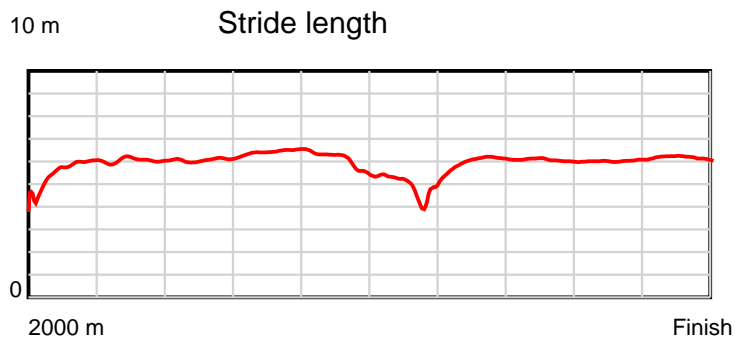
Disclaimer.

HRNZ and NZMTC and Thoroughbred Ratings Pty Ltd accepts no responsibility for the completeness or accuracy of any of the information contained herein, and makes no representations about its suitability for any particular purpose. Users should make their own judgements about those matters and/or seek independent advice. You assume all risks associated with use of the data provided on this page.

Race Results

July 23, 2023, Race 7, , Distance 2000m, Addington - Survey 3200m

Result	TAB no.	Horse (Barrier)	2000 to	1800m to	1600m to	1400m to	1200m to	1000m to	800m to	600m to	400m to	200m to	Total or	Margin
14th	7	Full Of Hope (8)	1800m	1600m	1400m	1200m	1000m	800m	600m	400m	200m	WP	Average	
		Position in running (margin)	-	8(9.5)	7(11.0)	7(14.1)	7(14.2)	8(13.3)	14(41.2)	14(36.5)	14(38.0)	14(42.3)		49.80
		Sectional time (s)	18.24	15.41	15.01	14.04	15.42	20.27	15.53	15.84	15.97	16.24		
		Cumulative time (s)	161.97	143.73	128.32	113.31	99.27	83.85	63.58	48.05	32.21	16.24	2:41.97	
		Speed (m/s)	10.97	12.98	13.32	14.25	12.97	9.87	12.88	12.63	12.52	12.32	12.35	
		Stride length (m)	5.54	5.99	6.06	6.42	5.91	4.76	6.10	6.10	6.06	6.18	5.87	
		Stride duration (s)	0.454	0.461	0.455	0.451	0.456	0.482	0.473	0.483	0.484	0.502	0.476	
		Stride efficiency (%)	47.97	56.04	57.40	64.46	54.57	35.36	58.11	58.19	57.36	59.69	53.93	
		Stride count	36.10	33.40	33.00	31.14	33.84	42.04	32.80	32.77	33.01	32.36	340.46	



Note: Horizontal distance axis grid lines are 200m furlongs.

Disclaimer.

HRNZ and NZMTC and Thoroughbred Ratings Pty Ltd accepts no responsibility for the completeness or accuracy of any of the information contained herein, and makes no representations about its suitability for any particular purpose. Users should make their own judgements about those matters and/or seek independent advice. You assume all risks associated with use of the data provided on this page.