



## Race Results

NZ Metropolitan Trotting Club Inc, HRNZ, July 27, 2023

Compilation date: July 27, 2023, 6:34:13 PM (NZST)

Copyright © 2023 HRNZ and NZMTC. All rights reserved.

### Trademarks.

StrideMASTER is a registered trademark of Thoroughbred Ratings Pty Ltd.

### Disclaimer.

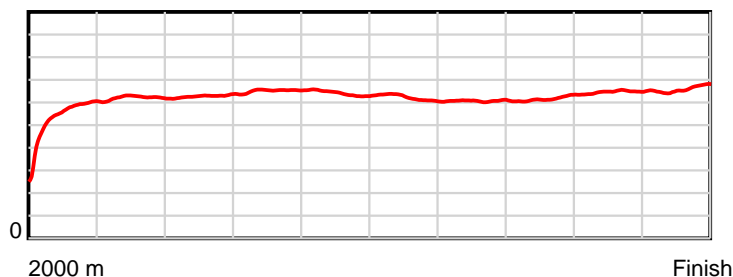
HRNZ and NZMTC and Thoroughbred Ratings Pty Ltd accepts no responsibility for the completeness or accuracy of any of the information contained herein, and makes no representations about its suitability for any particular purpose. Users should make their own judgements about those matters and/or seek independent advice. You assume all risks associated with use of the data provided on this page.

# Race Results

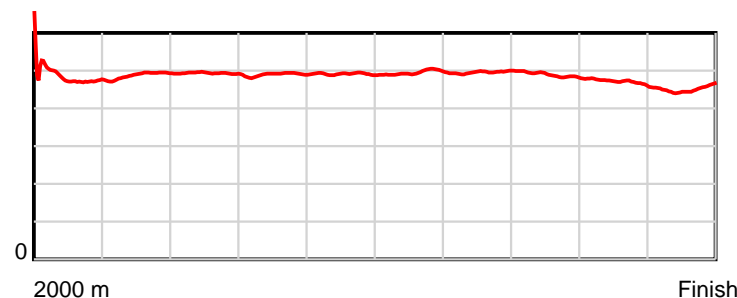
July 27, 2023, Race 2, PAIGE NICOL - ADDINGTON'S BIGGEST SUPPORTER TROT, Distance 2000m, Addington - Survey 3200m

| Result | TAB no. | Horse (Barrier)              | 2000 to | 1800m to | 1600m to | 1400m to | 1200m to | 1000m to | 800m to | 600m to | 400m to | 200m to | Total or | Margin |
|--------|---------|------------------------------|---------|----------|----------|----------|----------|----------|---------|---------|---------|---------|----------|--------|
| 1st    | 5       | Monsignor (4)                | 1800m   | 1600m    | 1400m    | 1200m    | 1000m    | 800m     | 600m    | 400m    | 200m    | WP      | Average  |        |
|        |         | Position in running (margin) | -       | 1(0.0)   | 1(0.0)   | 1(0.0)   | 1(0.0)   | 1(0.0)   | 1(0.0)  | 1(0.0)  | 1(0.0)  | 1(0.0)  |          | 0.00   |
|        |         | Sectional time (s)           | 19.56   | 15.66    | 15.86    | 14.96    | 15.51    | 15.84    | 16.34   | 15.79   | 14.75   | 13.80   |          |        |
|        |         | Cumulative time (s)          | 158.07  | 138.51   | 122.85   | 106.99   | 92.03    | 76.52    | 60.68   | 44.34   | 28.55   | 13.80   | 2:38.07  |        |
|        |         | Speed (m/s)                  | 10.22   | 12.77    | 12.61    | 13.37    | 12.89    | 12.63    | 12.24   | 12.67   | 13.56   | 14.49   | 12.65    |        |
|        |         | Stride length (m)            | 5.48    | 6.24     | 6.22     | 6.55     | 6.34     | 6.25     | 6.07    | 6.19    | 6.37    | 6.55    | 6.21     |        |
|        |         | Stride duration (s)          | 0.486   | 0.488    | 0.493    | 0.490    | 0.491    | 0.495    | 0.496   | 0.489   | 0.470   | 0.452   | 0.491    |        |
|        |         | Stride efficiency (%)        | 46.96   | 60.77    | 60.36    | 66.98    | 62.73    | 61.12    | 57.51   | 59.84   | 63.42   | 67.11   | 60.27    |        |
|        |         | Stride count                 | 36.48   | 32.07    | 32.18    | 30.55    | 31.57    | 31.98    | 32.97   | 32.32   | 31.39   | 30.52   | 322.03   |        |

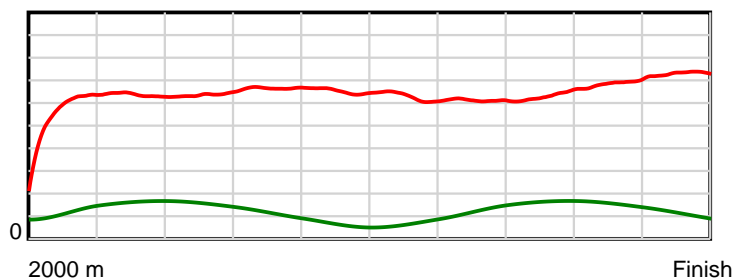
10 m Stride length



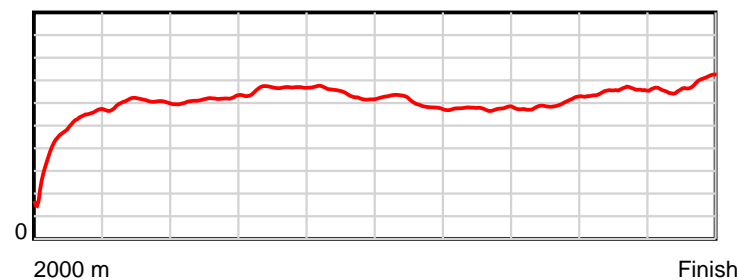
0.6 s Stride duration



20 m/sec Speed



100 % Stride efficiency



Note: Horizontal distance axis grid lines are 200m furlongs.

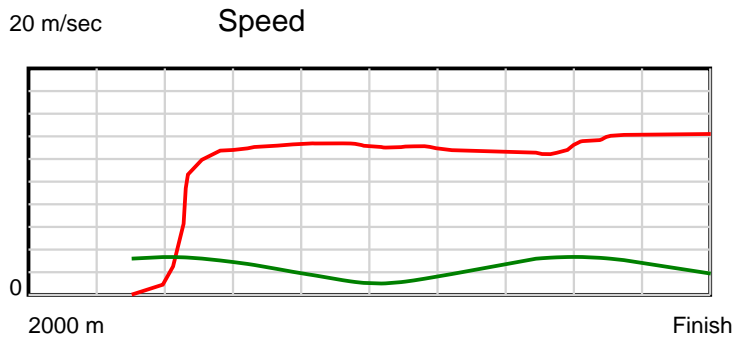
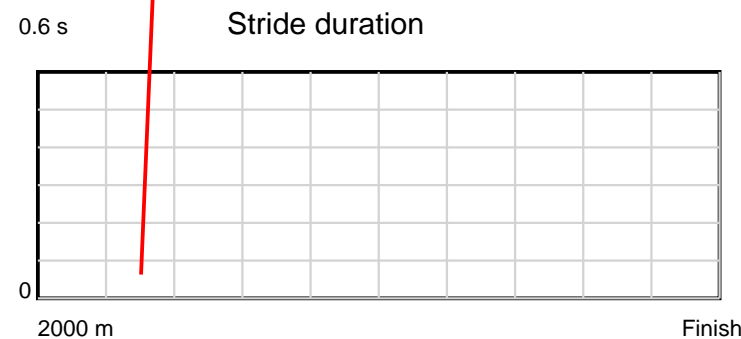
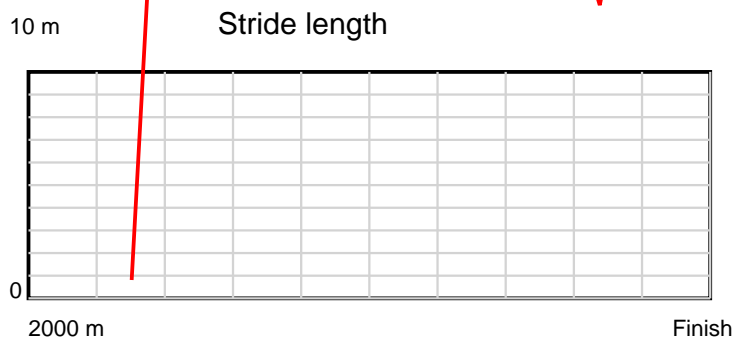
## Disclaimer.

HRNZ and NZMTC and Thoroughbred Ratings Pty Ltd accepts no responsibility for the completeness or accuracy of any of the information contained herein, and makes no representations about its suitability for any particular purpose. Users should make their own judgements about those matters and/or seek independent advice. You assume all risks associated with use of the data provided on this page.

# Race Results

July 27, 2023, Race 2, PAIGE NICOL - ADDINGTON'S BIGGEST SUPPORTER TROT, Distance 2000m, Addington - Survey 3200m

| Result | TAB no. | Horse (Barrier)              | 2000 to 1800m to | 1800m to 1600m to | 1600m to 1400m to | 1400m to 1200m to | 1200m to 1000m to | 1000m to 800m to | 800m to 600m to | 600m to 400m to | 400m to 200m to | 200m to WP | Total or Average | Margin |
|--------|---------|------------------------------|------------------|-------------------|-------------------|-------------------|-------------------|------------------|-----------------|-----------------|-----------------|------------|------------------|--------|
| 2nd    | 8       | Lavra Solitair... (7)        | 1800m            | 1600m             | 1400m             | 1200m             | 1000m             | 800m             | 600m            | 400m            | 200m            | WP         | Average          |        |
|        |         | Position in running (margin) | -                | 4(1.6)            | 4(3.8)            | 4(3.5)            | 4(3.7)            | 4(4.2)           | 4(4.0)          | 4(3.7)          | 4(3.2)          | 2(1.4)     |                  | 1.20   |
|        |         | Sectional time (s)           | 19.99            | 16.02             | 15.81             | 15.00             | 15.59             | 15.80            | 16.29           | 15.71           | 14.45           | 13.63      |                  |        |
|        |         | Cumulative time (s)          | 158.29           | 138.30            | 122.28            | 106.47            | 91.47             | 75.88            | 60.08           | 43.79           | 28.08           | 13.63      | 2:38.29          |        |
|        |         | Speed (m/s)                  | 10.00            | 12.48             | 12.65             | 13.33             | 12.83             | 12.66            | 12.28           | 12.73           | 13.84           | 14.67      | 12.64            |        |
|        |         | Stride length (m)            | 0.00             | 582.52            | 18.25             | 31.92             | 9.62              | 11.23            | 37.91           | 22.75           | 11.30           | 43.80      | 21.62            |        |
|        |         | Stride duration (s)          | 0.000            | 46.674            | 1.443             | 2.394             | 0.750             | 0.887            | 3.088           | 1.787           | 0.817           | 2.985      | 1.711            |        |
|        |         | Stride efficiency (%)        | 0.00             | 530253.31         | 520.46            | 1592.24           | 144.76            | 197.23           | 2245.25         | 808.53          | 199.44          | 2998.30    | 730.69           |        |
|        |         | Stride count                 | 0.00             | 0.34              | 10.96             | 6.27              | 20.78             | 17.80            | 5.28            | 8.79            | 17.70           | 4.57       | 92.49            |        |



Note: Horizontal distance axis grid lines are 200m furlongs.

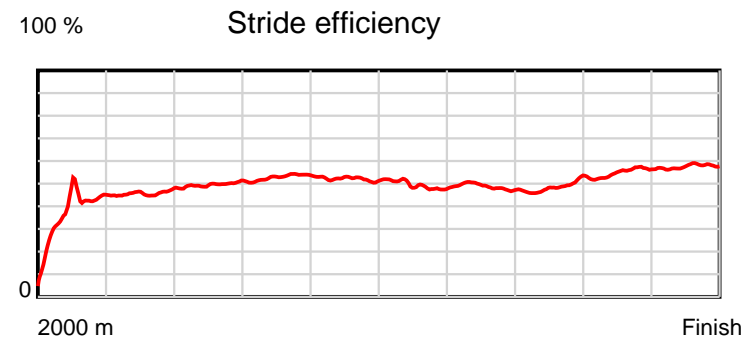
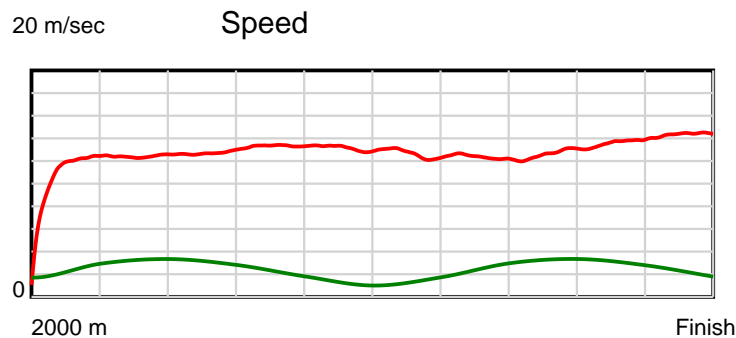
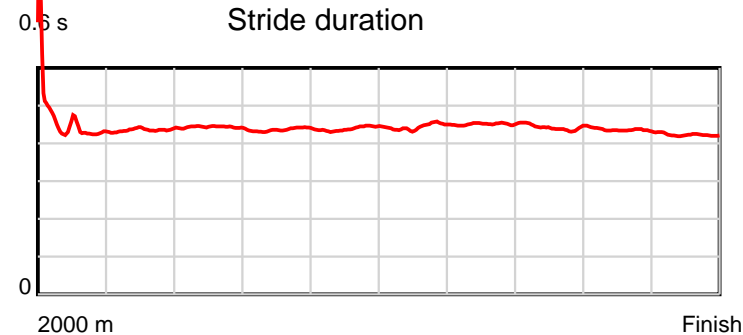
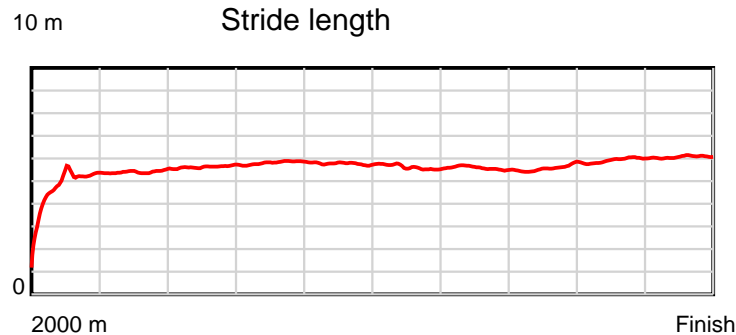
#### Disclaimer.

HRNZ and NZMTC and Thoroughbred Ratings Pty Ltd accepts no responsibility for the completeness or accuracy of any of the information contained herein, and makes no representations about its suitability for any particular purpose. Users should make their own judgements about those matters and/or seek independent advice. You assume all risks associated with use of the data provided on this page.

# Race Results

July 27, 2023, Race 2, PAIGE NICOL - ADDINGTON'S BIGGEST SUPPORTER TROT, Distance 2000m, Addington - Survey 3200m

| Result | TAB no. | Horse (Barrier)              | 2000 to 1800m to | 1800m to 1600m to | 1600m to 1400m to | 1400m to 1200m to | 1200m to 1000m to | 1000m to 800m to | 800m to 600m to | 600m to 400m to | 400m to 200m to | 200m to WP | Total or Average | Margin |
|--------|---------|------------------------------|------------------|-------------------|-------------------|-------------------|-------------------|------------------|-----------------|-----------------|-----------------|------------|------------------|--------|
| 3rd    | 1       | <b>George Eliot (0)</b>      | <b>1800m</b>     | <b>1600m</b>      | <b>1400m</b>      | <b>1200m</b>      | <b>1000m</b>      | <b>800m</b>      | <b>600m</b>     | <b>400m</b>     | <b>200m</b>     | <b>WP</b>  | <b>Average</b>   |        |
|        |         | Position in running (margin) | -                | 6(3.8)            | 6(5.2)            | 5(5.3)            | 6(5.6)            | 5(5.7)           | 6(5.5)          | 5(4.8)          | 5(4.5)          | 6(5.5)     |                  | 6.70   |
|        |         | Sectional time (s)           | 20.25            | 15.89             | 15.88             | 15.02             | 15.52             | 15.81            | 16.22           | 15.74           | 14.91           | 14.03      |                  |        |
|        |         | Cumulative time (s)          | 159.27           | 139.02            | 123.13            | 107.25            | 92.23             | 76.71            | 60.90           | 44.68           | 28.94           | 14.03      | 2:39.27          |        |
|        |         | Speed (m/s)                  | 9.88             | 12.59             | 12.59             | 13.32             | 12.89             | 12.65            | 12.33           | 12.71           | 13.41           | 14.26      | 12.56            |        |
|        |         | Stride length (m)            | 4.83             | 5.48              | 5.58              | 5.81              | 5.66              | 5.62             | 5.56            | 5.62            | 5.84            | 6.02       | 5.59             |        |
|        |         | Stride duration (s)          | 0.448            | 0.436             | 0.443             | 0.436             | 0.439             | 0.444            | 0.451           | 0.442           | 0.435           | 0.422      | 0.445            |        |
|        |         | Stride efficiency (%)        | 36.52            | 46.97             | 48.62             | 52.78             | 50.05             | 49.31            | 48.36           | 49.32           | 53.23           | 56.69      | 48.75            |        |
|        |         | Stride count                 | 41.37            | 36.48             | 35.85             | 34.41             | 35.34             | 35.60            | 35.95           | 35.60           | 34.27           | 33.20      | 358.07           |        |



Note: Horizontal distance axis grid lines are 200m furlongs.

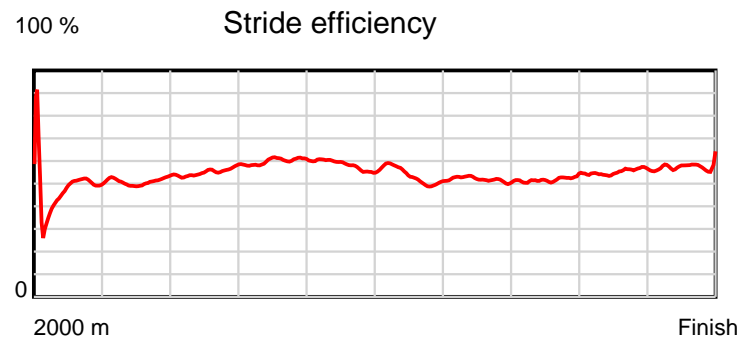
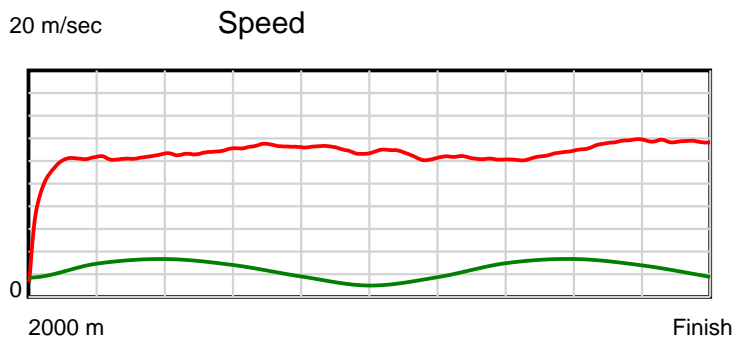
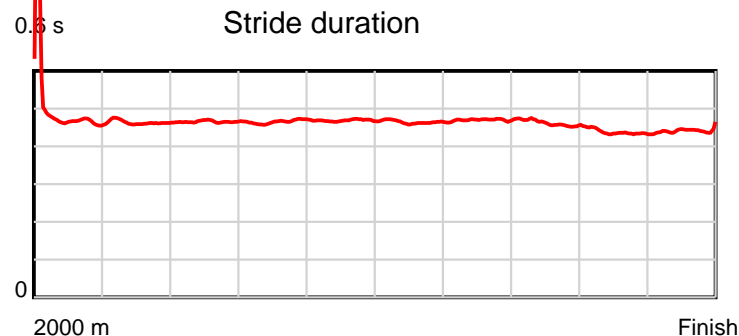
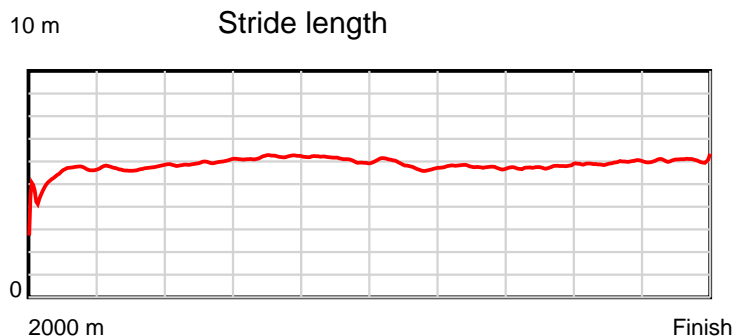
#### Disclaimer.

HRNZ and NZMTC and Thoroughbred Ratings Pty Ltd accepts no responsibility for the completeness or accuracy of any of the information contained herein, and makes no representations about its suitability for any particular purpose. Users should make their own judgements about those matters and/or seek independent advice. You assume all risks associated with use of the data provided on this page.

# Race Results

July 27, 2023, Race 2, PAIGE NICOL - ADDINGTON'S BIGGEST SUPPORTER TROT, Distance 2000m, Addington - Survey 3200m

| Result | TAB no. | Horse (Barrier)              | 2000 to | 1800m to | 1600m to | 1400m to | 1200m to | 1000m to | 800m to | 600m to | 400m to | 200m to | Total or | Margin |
|--------|---------|------------------------------|---------|----------|----------|----------|----------|----------|---------|---------|---------|---------|----------|--------|
| 4th    | 3       | Penelope Hall (2)            | 1800m   | 1600m    | 1400m    | 1200m    | 1000m    | 800m     | 600m    | 400m    | 200m    | WP      | Average  |        |
|        |         | Position in running (margin) | -       | 2(0.4)   | 3(2.6)   | 3(2.1)   | 3(2.7)   | 3(3.1)   | 3(2.5)  | 3(2.4)  | 3(2.6)  | 3(3.0)  |          | 7.30   |
|        |         | Sectional time (s)           | 19.74   | 16.02    | 15.79    | 15.05    | 15.57    | 15.74    | 16.33   | 15.81   | 14.83   | 14.51   |          |        |
|        |         | Cumulative time (s)          | 159.39  | 139.65   | 123.63   | 107.84   | 92.79    | 77.22    | 61.48   | 45.15   | 29.34   | 14.51   | 2:39.39  |        |
|        |         | Speed (m/s)                  | 10.13   | 12.48    | 12.67    | 13.29    | 12.85    | 12.71    | 12.25   | 12.65   | 13.49   | 13.78   | 12.55    |        |
|        |         | Stride length (m)            | 5.29    | 5.79     | 5.89     | 6.19     | 6.02     | 5.90     | 5.76    | 5.83    | 5.89    | 6.13    | 5.86     |        |
|        |         | Stride duration (s)          | 0.473   | 0.464    | 0.465    | 0.466    | 0.469    | 0.464    | 0.470   | 0.461   | 0.437   | 0.445   | 0.467    |        |
|        |         | Stride efficiency (%)        | 43.74   | 52.39    | 54.29    | 59.79    | 56.58    | 54.35    | 51.78   | 53.15   | 54.26   | 58.80   | 53.65    |        |
|        |         | Stride count                 | 37.80   | 34.54    | 33.93    | 32.33    | 33.24    | 33.91    | 34.74   | 34.29   | 33.94   | 32.60   | 341.32   |        |



Note: Horizontal distance axis grid lines are 200m furlongs.

#### Disclaimer.

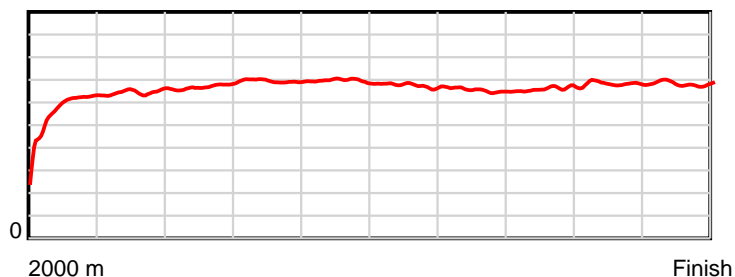
HRNZ and NZMTC and Thoroughbred Ratings Pty Ltd accepts no responsibility for the completeness or accuracy of any of the information contained herein, and makes no representations about its suitability for any particular purpose. Users should make their own judgements about those matters and/or seek independent advice. You assume all risks associated with use of the data provided on this page.

# Race Results

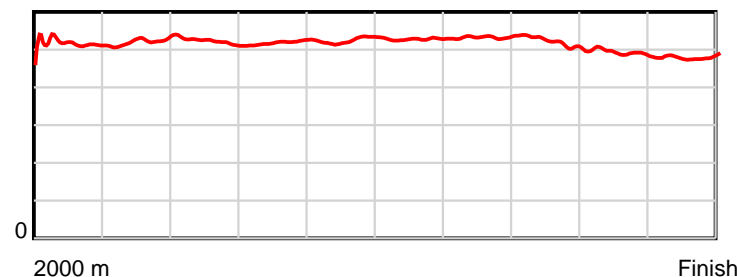
July 27, 2023, Race 2, PAIGE NICOL - ADDINGTON'S BIGGEST SUPPORTER TROT, Distance 2000m, Addington - Survey 3200m

| Result | TAB no. | Horse (Barrier)              | 2000 to 1800m to | 1800m to 1600m to | 1600m to 1400m to | 1400m to 1200m to | 1200m to 1000m to | 1000m to 800m to | 800m to 600m to | 600m to 400m to | 400m to 200m to | 200m to WP | Total or Average | Margin |
|--------|---------|------------------------------|------------------|-------------------|-------------------|-------------------|-------------------|------------------|-----------------|-----------------|-----------------|------------|------------------|--------|
| 5th    | 6       | Rewiri Hill (5)              | 1800m            | 1600m             | 1400m             | 1200m             | 1000m             | 800m             | 600m            | 400m            | 200m            | WP         | Average          |        |
|        |         | Position in running (margin) | -                | 5(2.5)            | 5(5.1)            | 6(5.4)            | 5(5.5)            | 6(6.5)           | 5(5.5)          | 7(5.3)          | 6(5.2)          | 7(5.5)     |                  | 7.60   |
|        |         | Sectional time (s)           | 20.21            | 16.10             | 15.90             | 14.98             | 15.67             | 15.66            | 16.32           | 15.76           | 14.81           | 14.04      |                  |        |
|        |         | Cumulative time (s)          | 159.45           | 139.24            | 123.14            | 107.24            | 92.26             | 76.59            | 60.93           | 44.61           | 28.85           | 14.04      | 2:39.45          |        |
|        |         | Speed (m/s)                  | 9.90             | 12.42             | 12.58             | 13.35             | 12.76             | 12.77            | 12.25           | 12.69           | 13.50           | 14.25      | 12.54            |        |
|        |         | Stride length (m)            | 5.65             | 6.48              | 6.56              | 6.93              | 6.70              | 6.74             | 6.53            | 6.58            | 6.64            | 6.85       | 6.55             |        |
|        |         | Stride duration (s)          | 0.508            | 0.522             | 0.522             | 0.519             | 0.525             | 0.528            | 0.533           | 0.519           | 0.491           | 0.481      | 0.522            |        |
|        |         | Stride efficiency (%)        | 49.83            | 65.63             | 67.26             | 75.06             | 70.14             | 70.93            | 66.62           | 67.65           | 68.80           | 73.33      | 66.96            |        |
|        |         | Stride count                 | 35.42            | 30.86             | 30.49             | 28.86             | 29.85             | 29.69            | 30.63           | 30.40           | 30.14           | 29.20      | 305.54           |        |

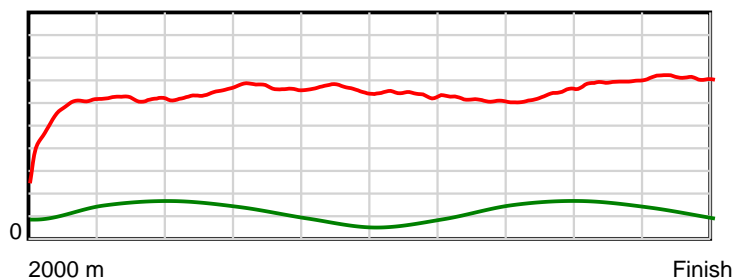
10 m Stride length



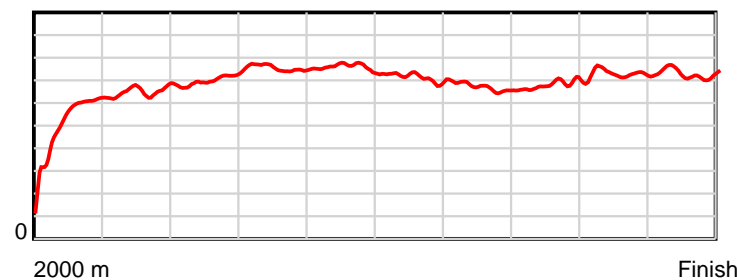
0.6 s Stride duration



20 m/sec Speed



100 % Stride efficiency



Note: Horizontal distance axis grid lines are 200m furlongs.

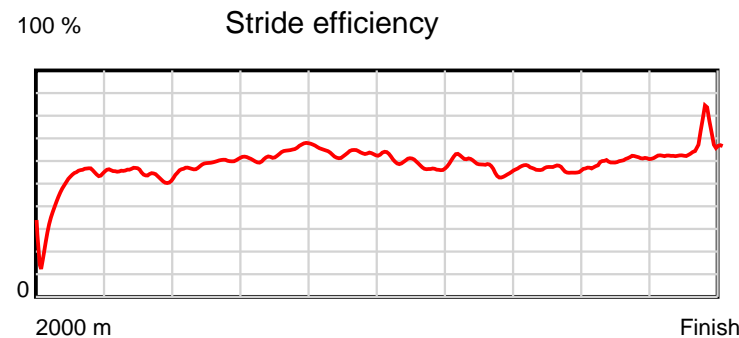
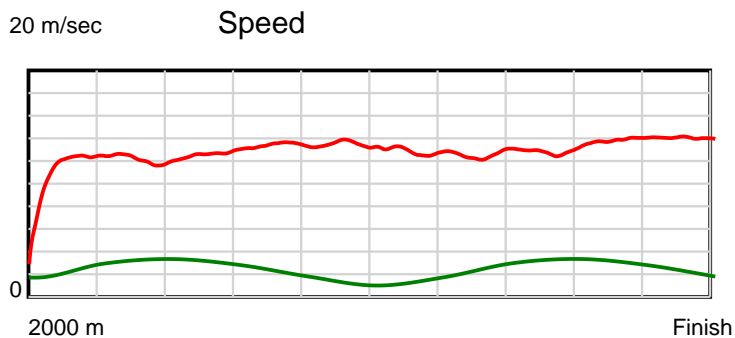
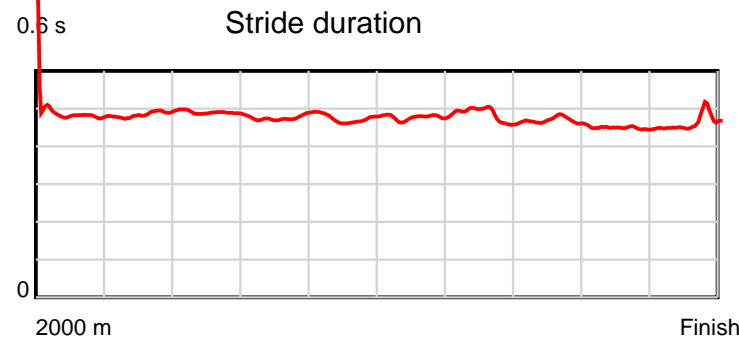
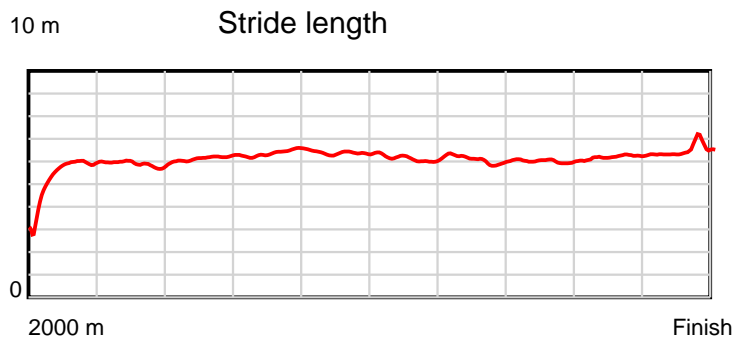
**Disclaimer.**

HRNZ and NZMTC and Thoroughbred Ratings Pty Ltd accepts no responsibility for the completeness or accuracy of any of the information contained herein, and makes no representations about its suitability for any particular purpose. Users should make their own judgements about those matters and/or seek independent advice. You assume all risks associated with use of the data provided on this page.

# Race Results

July 27, 2023, Race 2, PAIGE NICOL - ADDINGTON'S BIGGEST SUPPORTER TROT, Distance 2000m, Addington - Survey 3200m

| Result | TAB no. | Horse (Barrier)              | 2000 to | 1800m to | 1600m to | 1400m to | 1200m to | 1000m to | 800m to | 600m to | 400m to | 200m to | Total or | Margin |
|--------|---------|------------------------------|---------|----------|----------|----------|----------|----------|---------|---------|---------|---------|----------|--------|
| 6th    | 9       | Opawa Peak (8)               | 1800m   | 1600m    | 1400m    | 1200m    | 1000m    | 800m     | 600m    | 400m    | 200m    | WP      | Average  |        |
|        |         | Position in running (margin) | -       | 7(4.0)   | 8(10.6)  | 8(13.0)  | 8(11.9)  | 8(9.6)   | 7(8.0)  | 6(5.0)  | 7(5.4)  | 5(5.4)  |          | 8.10   |
|        |         | Sectional time (s)           | 20.43   | 16.76    | 16.27    | 14.78    | 15.12    | 15.57    | 15.84   | 15.85   | 14.77   | 14.15   |          |        |
|        |         | Cumulative time (s)          | 159.54  | 139.11   | 122.35   | 106.08   | 91.30    | 76.18    | 60.61   | 44.77   | 28.92   | 14.15   | 2:39.54  |        |
|        |         | Speed (m/s)                  | 9.79    | 11.93    | 12.29    | 13.53    | 13.23    | 12.85    | 12.63   | 12.62   | 13.54   | 14.13   | 12.54    |        |
|        |         | Stride length (m)            | 5.36    | 5.78     | 6.02     | 6.45     | 6.26     | 6.13     | 6.10    | 5.90    | 6.08    | 6.52    | 6.04     |        |
|        |         | Stride duration (s)          | 0.485   | 0.484    | 0.490    | 0.476    | 0.473    | 0.477    | 0.483   | 0.467   | 0.449   | 0.461   | 0.482    |        |
|        |         | Stride efficiency (%)        | 44.95   | 52.20    | 56.63    | 64.95    | 61.30    | 58.64    | 58.07   | 54.34   | 57.70   | 66.42   | 57.04    |        |
|        |         | Stride count                 | 37.29   | 34.60    | 33.22    | 31.02    | 31.93    | 32.65    | 32.81   | 33.92   | 32.91   | 30.68   | 331.03   |        |



Note: Horizontal distance axis grid lines are 200m furlongs.

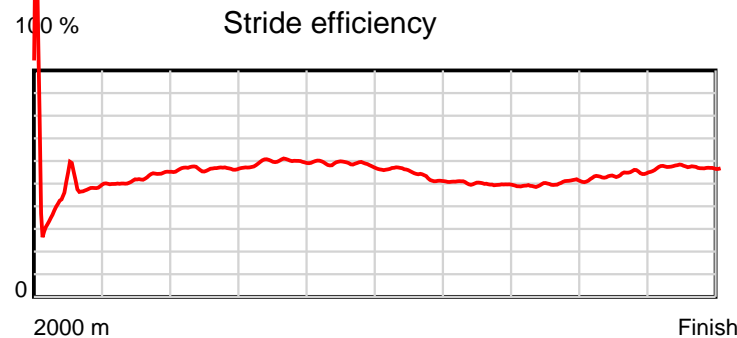
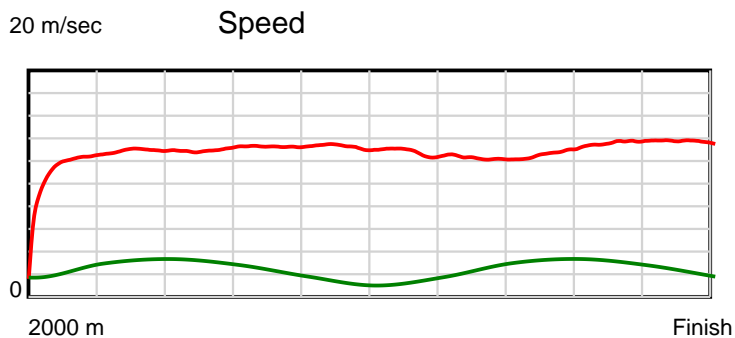
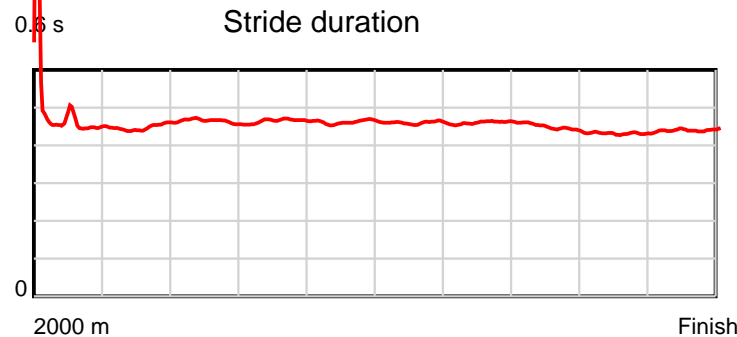
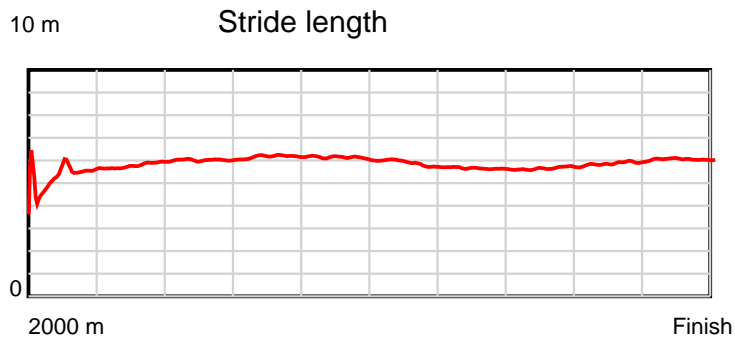
#### Disclaimer.

HRNZ and NZMTC and Thoroughbred Ratings Pty Ltd accepts no responsibility for the completeness or accuracy of any of the information contained herein, and makes no representations about its suitability for any particular purpose. Users should make their own judgements about those matters and/or seek independent advice. You assume all risks associated with use of the data provided on this page.

# Race Results

July 27, 2023, Race 2, PAIGE NICOL - ADDINGTON'S BIGGEST SUPPORTER TROT, Distance 2000m, Addington - Survey 3200m

| Result | TAB no. | Horse (Barrier)              | 2000 to | 1800m to | 1600m to | 1400m to | 1200m to | 1000m to | 800m to | 600m to | 400m to | 200m to | Total or | Margin |
|--------|---------|------------------------------|---------|----------|----------|----------|----------|----------|---------|---------|---------|---------|----------|--------|
| 7th    | 10      | Lucinda Hest (9)             | 1800m   | 1600m    | 1400m    | 1200m    | 1000m    | 800m     | 600m    | 400m    | 200m    | WP      | Average  |        |
|        |         | Position in running (margin) | -       | 3(1.4)   | 2(1.9)   | 2(1.3)   | 2(2.0)   | 2(2.3)   | 2(1.8)  | 2(1.6)  | 2(1.7)  | 4(3.5)  |          | 8.40   |
|        |         | Sectional time (s)           | 19.95   | 15.74    | 15.77    | 15.07    | 15.56    | 15.75    | 16.32   | 15.81   | 15.05   | 14.56   |          |        |
|        |         | Cumulative time (s)          | 159.58  | 139.63   | 123.89   | 108.12   | 93.05    | 77.49    | 61.74   | 45.42   | 29.61   | 14.56   | 2:39.58  |        |
|        |         | Speed (m/s)                  | 10.03   | 12.71    | 12.68    | 13.27    | 12.85    | 12.70    | 12.25   | 12.65   | 13.29   | 13.74   | 12.53    |        |
|        |         | Stride length (m)            | 5.23    | 5.69     | 5.89     | 6.17     | 5.93     | 5.84     | 5.64    | 5.65    | 5.74    | 6.06    | 5.77     |        |
|        |         | Stride duration (s)          | 0.461   | 0.448    | 0.464    | 0.465    | 0.462    | 0.460    | 0.460   | 0.447   | 0.432   | 0.441   | 0.461    |        |
|        |         | Stride efficiency (%)        | 42.76   | 50.55    | 54.14    | 59.51    | 55.04    | 53.28    | 49.67   | 49.90   | 51.42   | 57.46   | 52.08    |        |
|        |         | Stride count                 | 38.23   | 35.16    | 33.98    | 32.41    | 33.70    | 34.25    | 35.47   | 35.39   | 34.86   | 32.98   | 346.43   |        |



Note: Horizontal distance axis grid lines are 200m furlongs.

#### Disclaimer.

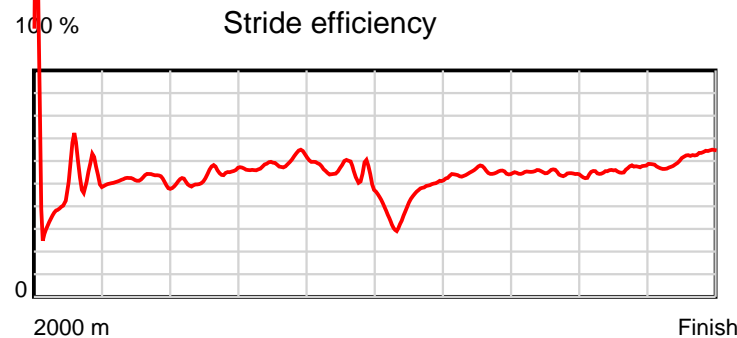
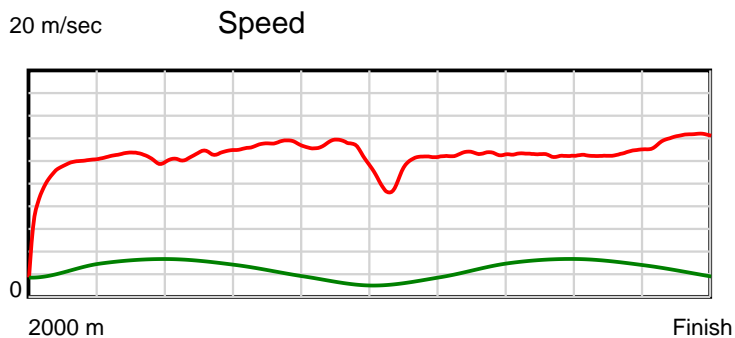
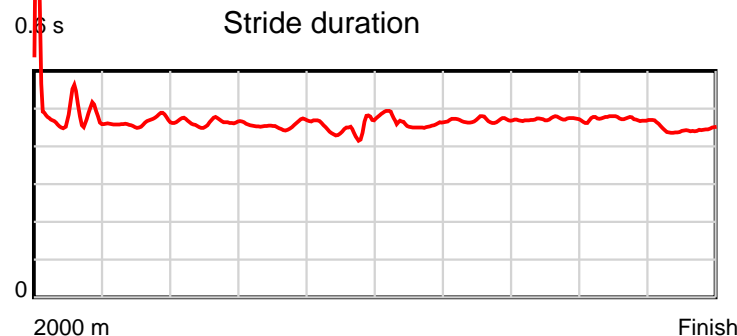
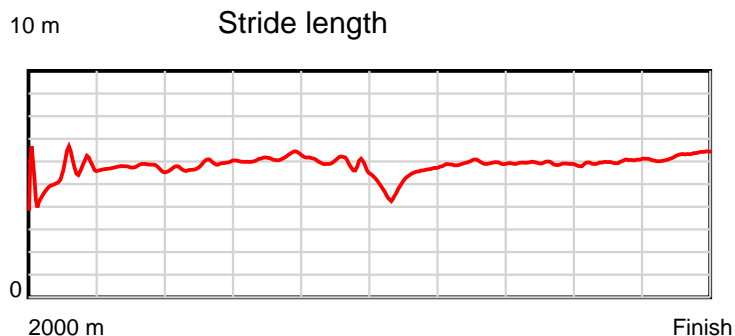
HRNZ and NZMTC and Thoroughbred Ratings Pty Ltd accepts no responsibility for the completeness or accuracy of any of the information contained herein, and makes no representations about its suitability for any particular purpose. Users should make their own judgements about those matters and/or seek independent advice. You assume all risks associated with use of the data provided on this page.



# Race Results

July 27, 2023, Race 2, PAIGE NICOL - ADDINGTON'S BIGGEST SUPPORTER TROT, Distance 2000m, Addington - Survey 3200m

| Result | TAB no. | Horse (Barrier)              | 2000 to | 1800m to | 1600m to | 1400m to | 1200m to | 1000m to | 800m to  | 600m to  | 400m to | 200m to  | Total or | Margin |
|--------|---------|------------------------------|---------|----------|----------|----------|----------|----------|----------|----------|---------|----------|----------|--------|
| 8th    | 7       | Living The Mom... (6)        | 1800m   | 1600m    | 1400m    | 1200m    | 1000m    | 800m     | 600m     | 400m     | 200m    | WP       | Average  |        |
|        |         | Position in running (margin) | -       | 9(8.4)   | 9(12.3)  | 9(14.9)  | 9(14.3)  | 9(15.5)  | 10(26.7) | 10(23.5) | 9(23.3) | 10(30.3) |          | 30.90  |
|        |         | Sectional time (s)           | 21.22   | 16.32    | 16.29    | 14.86    | 15.71    | 17.70    | 15.81    | 15.76    | 15.92   | 14.05    |          |        |
|        |         | Cumulative time (s)          | 163.64  | 142.42   | 126.10   | 109.81   | 94.95    | 79.24    | 61.54    | 45.73    | 29.97   | 14.05    | 2:43.64  |        |
|        |         | Speed (m/s)                  | 9.43    | 12.25    | 12.28    | 13.46    | 12.73    | 11.30    | 12.65    | 12.69    | 12.56   | 14.23    | 12.22    |        |
|        |         | Stride length (m)            | 5.27    | 5.69     | 5.70     | 6.14     | 5.73     | 5.21     | 5.93     | 5.97     | 5.95    | 6.32     | 5.77     |        |
|        |         | Stride duration (s)          | 0.479   | 0.464    | 0.464    | 0.457    | 0.450    | 0.461    | 0.469    | 0.470    | 0.474   | 0.444    | 0.472    |        |
|        |         | Stride efficiency (%)        | 43.34   | 50.60    | 50.73    | 58.99    | 51.39    | 42.41    | 54.99    | 55.68    | 55.32   | 62.33    | 52.04    |        |
|        |         | Stride count                 | 37.98   | 35.15    | 35.10    | 32.55    | 34.88    | 38.39    | 33.71    | 33.51    | 33.62   | 31.67    | 346.56   |        |



Note: Horizontal distance axis grid lines are 200m furlongs.

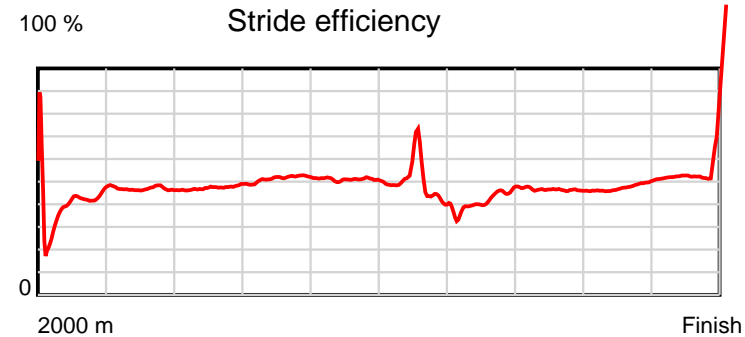
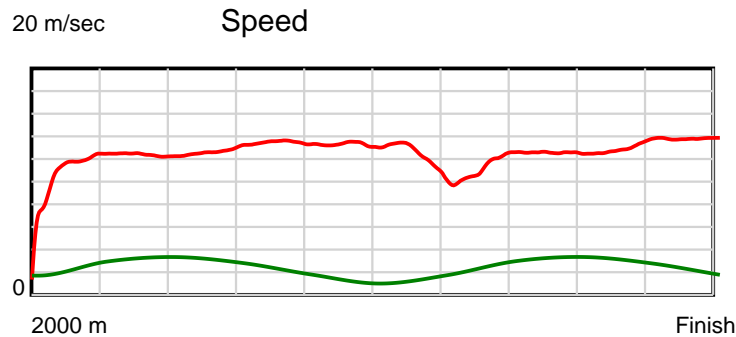
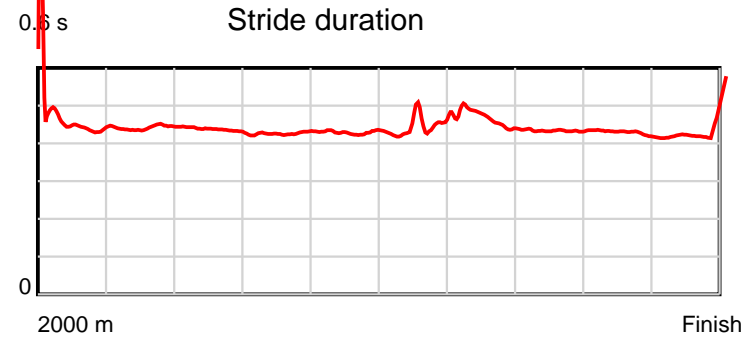
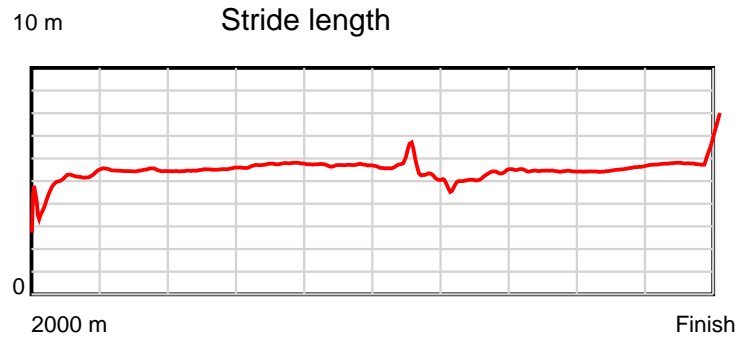
#### Disclaimer.

HRNZ and NZMTC and Thoroughbred Ratings Pty Ltd accepts no responsibility for the completeness or accuracy of any of the information contained herein, and makes no representations about its suitability for any particular purpose. Users should make their own judgements about those matters and/or seek independent advice. You assume all risks associated with use of the data provided on this page.

# Race Results

July 27, 2023, Race 2, PAIGE NICOL - ADDINGTON'S BIGGEST SUPPORTER TROT, Distance 2000m, Addington - Survey 3200m

| Result | TAB no. | Horse (Barrier)              | 2000 to | 1800m to | 1600m to | 1400m to | 1200m to | 1000m to | 800m to | 600m to | 400m to  | 200m to | Total or | Margin |
|--------|---------|------------------------------|---------|----------|----------|----------|----------|----------|---------|---------|----------|---------|----------|--------|
| 9th    | 2       | Lookalike Lobe... (1)        | 1800m   | 1600m    | 1400m    | 1200m    | 1000m    | 800m     | 600m    | 400m    | 200m     | WP      | Average  |        |
|        |         | Position in running (margin) | -       | 8(5.0)   | 7(8.4)   | 7(10.6)  | 7(9.7)   | 7(9.5)   | 8(13.6) | 9(22.3) | 10(23.5) | 8(28.7) |          | 31.00  |
|        |         | Sectional time (s)           | 20.53   | 16.22    | 16.24    | 14.80    | 15.47    | 16.52    | 17.80   | 15.98   | 15.62    | 14.47   |          |        |
|        |         | Cumulative time (s)          | 163.65  | 143.12   | 126.90   | 110.66   | 95.86    | 80.39    | 63.87   | 46.07   | 30.09    | 14.47   | 2:43.65  |        |
|        |         | Speed (m/s)                  | 9.74    | 12.33    | 12.32    | 13.51    | 12.93    | 12.11    | 11.24   | 12.52   | 12.80    | 13.82   | 12.22    |        |
|        |         | Stride length (m)            | 4.83    | 5.44     | 5.38     | 5.76     | 5.55     | 5.40     | 5.21    | 5.43    | 5.47     | 5.99    | 5.43     |        |
|        |         | Stride duration (s)          | 0.451   | 0.441    | 0.437    | 0.426    | 0.429    | 0.446    | 0.464   | 0.434   | 0.427    | 0.433   | 0.444    |        |
|        |         | Stride efficiency (%)        | 36.48   | 46.25    | 45.22    | 51.87    | 48.07    | 45.54    | 42.41   | 46.01   | 46.76    | 56.03   | 46.06    |        |
|        |         | Stride count                 | 41.40   | 36.76    | 37.18    | 34.71    | 36.06    | 37.05    | 38.39   | 36.86   | 36.56    | 33.40   | 368.37   |        |



Note: Horizontal distance axis grid lines are 200m furlongs.

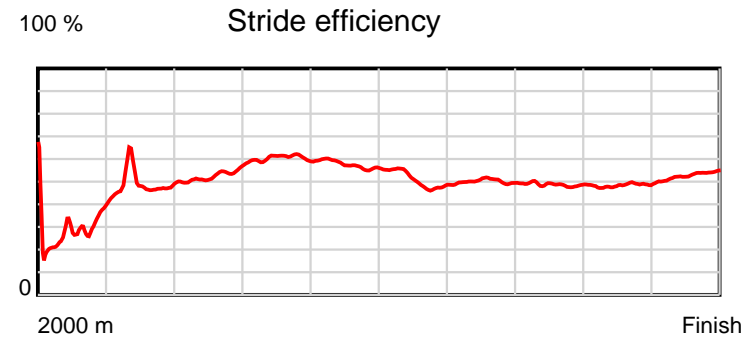
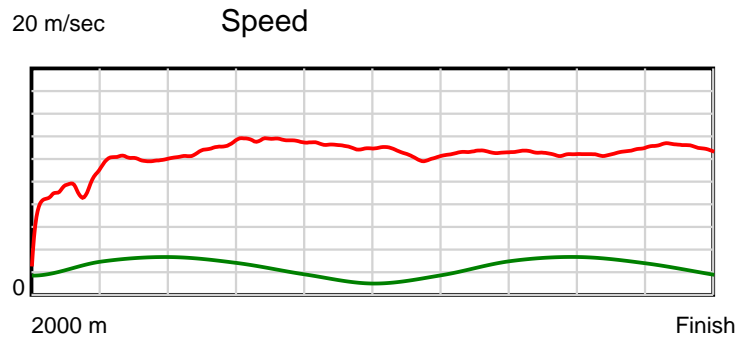
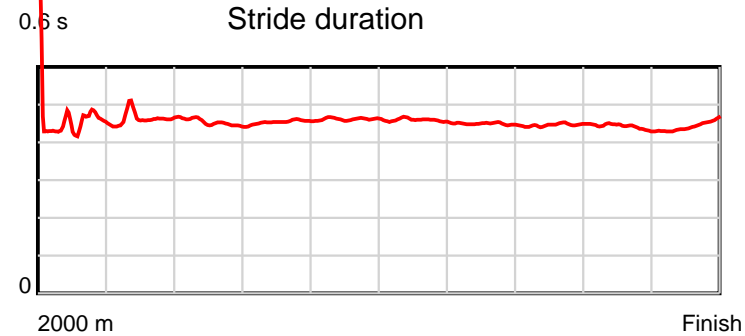
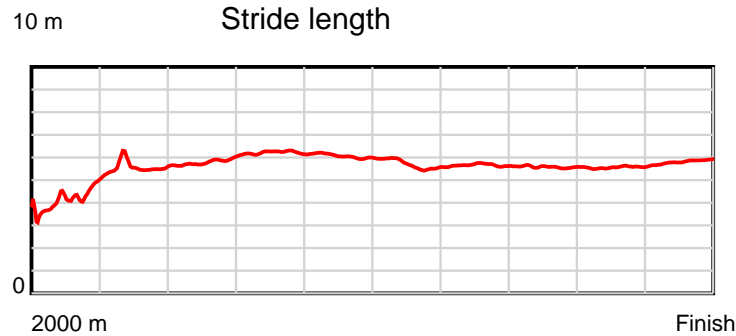
#### Disclaimer.

HRNZ and NZMTC and Thoroughbred Ratings Pty Ltd accepts no responsibility for the completeness or accuracy of any of the information contained herein, and makes no representations about its suitability for any particular purpose. Users should make their own judgements about those matters and/or seek independent advice. You assume all risks associated with use of the data provided on this page.

# Race Results

July 27, 2023, Race 2, PAIGE NICOL - ADDINGTON'S BIGGEST SUPPORTER TROT, Distance 2000m, Addington - Survey 3200m

| Result | TAB no. | Horse (Barrier)              | 2000 to 1800m | 1800m to 1600m | 1600m to 1400m | 1400m to 1200m | 1200m to 1000m | 1000m to 800m | 800m to 600m | 600m to 400m | 400m to 200m | 200m to WP | Total or Average | Margin |
|--------|---------|------------------------------|---------------|----------------|----------------|----------------|----------------|---------------|--------------|--------------|--------------|------------|------------------|--------|
| 10th   | 4       | <b>Dirty Harry (3)</b>       |               |                |                |                |                |               |              |              |              |            |                  |        |
|        |         | Position in running (margin) | -             | 10(21.6)       | 10(26.5)       | 10(25.7)       | 10(24.5)       | 10(22.3)      | 9(25.0)      | 8(21.5)      | 8(22.3)      | 9(29.0)    |                  | 35.40  |
|        |         | Sectional time (s)           | 23.16         | 16.48          | 15.73          | 14.75          | 15.15          | 16.28         | 15.76        | 15.91        | 15.88        | 15.35      |                  |        |
|        |         | Cumulative time (s)          | 164.45        | 141.29         | 124.81         | 109.08         | 94.33          | 79.18         | 62.90        | 47.14        | 31.23        | 15.35      | 2:44.45          |        |
|        |         | Speed (m/s)                  | 8.64          | 12.14          | 12.71          | 13.56          | 13.20          | 12.29         | 12.69        | 12.57        | 12.59        | 13.03      | 12.16            |        |
|        |         | Stride length (m)            | 4.12          | 5.60           | 5.75           | 6.17           | 6.09           | 5.64          | 5.69         | 5.61         | 5.55         | 5.79       | 5.54             |        |
|        |         | Stride duration (s)          | 0.441         | 0.461          | 0.452          | 0.455          | 0.461          | 0.459         | 0.449        | 0.446        | 0.441        | 0.445      | 0.455            |        |
|        |         | Stride efficiency (%)        | 26.53         | 48.96          | 51.64          | 59.45          | 58.02          | 49.63         | 50.66        | 49.20        | 48.22        | 52.46      | 47.94            |        |
|        |         | Stride count                 | 48.54         | 35.73          | 34.79          | 32.42          | 32.82          | 35.49         | 35.13        | 35.64        | 36.00        | 34.52      | 361.08           |        |



Note: Horizontal distance axis grid lines are 200m furlongs.

#### Disclaimer.

HRNZ and NZMTC and Thoroughbred Ratings Pty Ltd accepts no responsibility for the completeness or accuracy of any of the information contained herein, and makes no representations about its suitability for any particular purpose. Users should make their own judgements about those matters and/or seek independent advice. You assume all risks associated with use of the data provided on this page.