



Race Results

NZ Metropolitan Trotting Club Inc, HRNZ, July 27, 2023

Compilation date: July 27, 2023, 6:34:33 PM (NZST)

Copyright © 2023 HRNZ and NZMTC. All rights reserved.

Trademarks.

StrideMASTER is a registered trademark of Thoroughbred Ratings Pty Ltd.

Disclaimer.

HRNZ and NZMTC and Thoroughbred Ratings Pty Ltd accepts no responsibility for the completeness or accuracy of any of the information contained herein, and makes no representations about its suitability for any particular purpose. Users should make their own judgements about those matters and/or seek independent advice. You assume all risks associated with use of the data provided on this page.



Race Results



July 27, 2023, Race 3, FAT EDDIES 2023 WINTER REWARDS MOBILE PACE, Distance 2600m, Addington - Survey 3200m

Result	TAB no.	Horse (Barrier)	2600 to	2400m to
1st	6	Takemybreathaw... (6)	2400m	2200m
		Position in running (margin)	-	8(7.5)
		Sectional time (s)	14.71	16.02
		Cumulative time (s)	199.15	184.44
		Speed (m/s)	13.59	12.48
		Stride length (m)	5.57	5.34
		Stride duration (s)	0.408	0.428
		Stride efficiency (%)	48.45	44.53
		Stride count	35.92	37.47

Disclaimer.

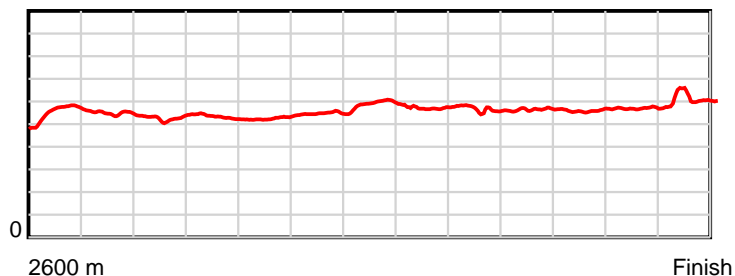
HRNZ and NZMTC and Thoroughbred Ratings Pty Ltd accepts no responsibility for the completeness or accuracy of any of the information contained herein, and makes no representations about its suitability for any particular purpose. Users should make their own judgements about those matters and/or seek independent advice. You assume all risks associated with use of the data provided on this page.

Race Results

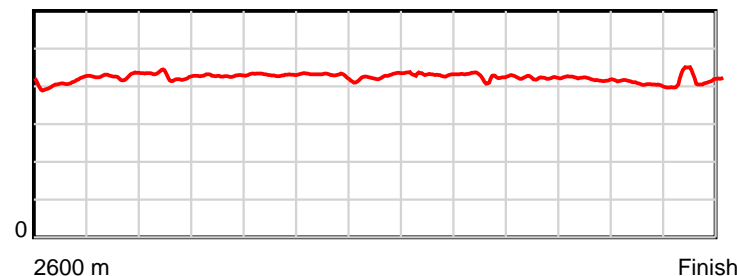
July 27, 2023, Race 3, FAT EDDIES 2023 WINTER REWARDS MOBILE PACE, Distance 2600m, Addington - Survey 3200m

Result	TAB no.	Horse (Barrier)	2200m to	2000m to	1800m to	1600m to	1400m to	1200m to	1000m to	800m to	600m to	400m to	200m to	Total or	Margin
1st	6	Takemybreathaw... (6)	2000m	1800m	1600m	1400m	1200m	1000m	800m	600m	400m	200m	WP	Average	
		Position in running (margin)	10(10.2)	7(7.6)	2(1.4)	3(2.5)	4(3.3)	4(2.8)	4(3.0)	4(3.1)	4(2.7)	4(3.8)	4(3.8)		0.00
		Sectional time (s)	16.62	16.08	16.58	15.80	14.43	15.46	15.39	14.92	15.17	14.34	13.63		
		Cumulative time (s)	168.42	151.80	135.72	119.14	103.34	88.91	73.45	58.06	43.14	27.97	13.63	3:19.15	
		Speed (m/s)	12.03	12.44	12.06	12.66	13.86	12.94	13.00	13.40	13.18	13.95	14.67	13.06	
		Stride length (m)	5.14	5.32	5.20	5.42	5.93	5.56	5.51	5.66	5.52	5.66	6.10	5.52	
		Stride duration (s)	0.427	0.428	0.431	0.428	0.428	0.430	0.424	0.423	0.419	0.406	0.416	0.423	
		Stride efficiency (%)	41.35	44.29	42.26	45.91	54.92	48.29	47.42	50.12	47.62	50.02	58.12	47.63	
		Stride count	38.88	37.57	38.46	36.90	33.74	35.98	36.31	35.32	36.23	35.35	32.80	470.93	

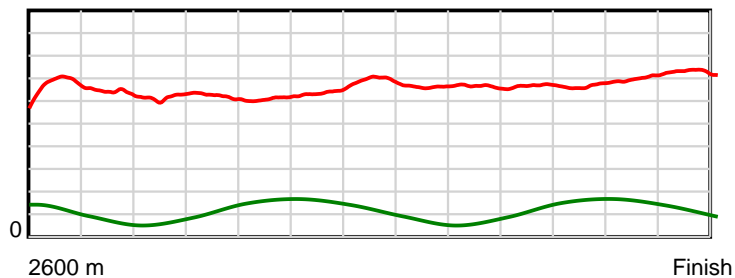
10 m Stride length



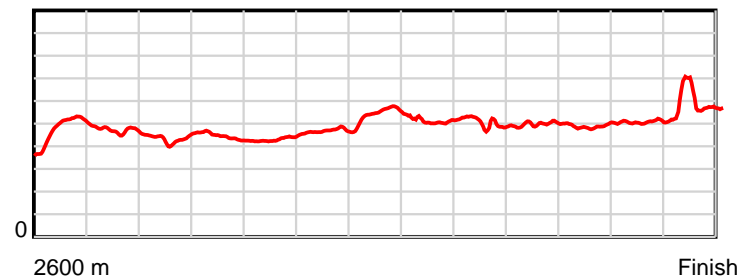
0.6 s Stride duration



20 m/sec Speed



100 % Stride efficiency



Note: Horizontal distance axis grid lines are 200m furlongs.

Disclaimer.

HRNZ and NZMTC and Thoroughbred Ratings Pty Ltd accepts no responsibility for the completeness or accuracy of any of the information contained herein, and makes no representations about its suitability for any particular purpose. Users should make their own judgements about those matters and/or seek independent advice. You assume all risks associated with use of the data provided on this page.



Race Results



July 27, 2023, Race 3, FAT EDDIES 2023 WINTER REWARDS MOBILE PACE, Distance 2600m, Addington - Survey 3200m

Result	TAB no.	Horse (Barrier)	2600 to	2400m to
2nd	2	Judgement Bay (2)	2400m	2200m
		Position in running (margin)	-	1(0.0)
		Sectional time (s)	13.35	15.57
		Cumulative time (s)	199.16	185.81
		Speed (m/s)	14.98	12.85
		Stride length (m)	6.17	5.91
		Stride duration (s)	0.416	0.460
		Stride efficiency (%)	59.54	54.64
		Stride count	32.40	33.82

Disclaimer.

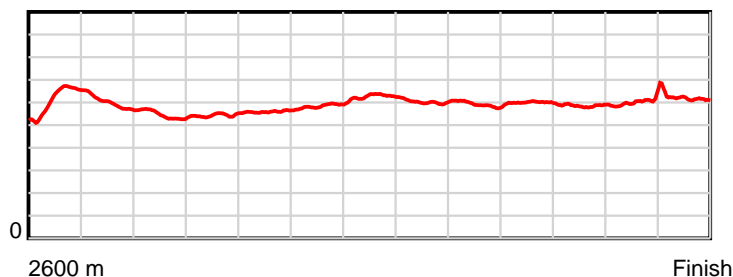
HRNZ and NZMTC and Thoroughbred Ratings Pty Ltd accepts no responsibility for the completeness or accuracy of any of the information contained herein, and makes no representations about its suitability for any particular purpose. Users should make their own judgements about those matters and/or seek independent advice. You assume all risks associated with use of the data provided on this page.

Race Results

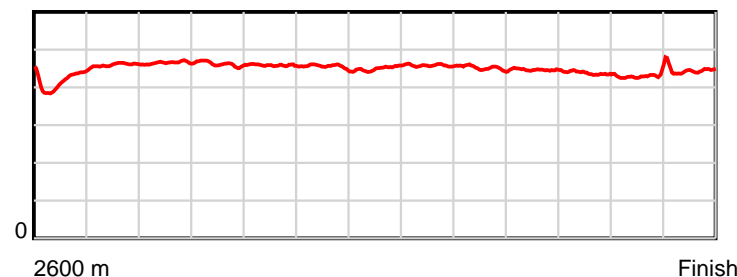
July 27, 2023, Race 3, FAT EDDIES 2023 WINTER REWARDS MOBILE PACE, Distance 2600m, Addington - Survey 3200m

Result	TAB no.	Horse (Barrier)	2200m to	2000m to	1800m to	1600m to	1400m to	1200m to	1000m to	800m to	600m to	400m to	200m to	Total or	Margin
2nd	2	Judgement Bay (2)	2000m	1800m	1600m	1400m	1200m	1000m	800m	600m	400m	200m	WP	Average	
		Position in running (margin)	1(0.0)	1(0.0)	1(0.0)	1(0.0)	1(0.0)	1(0.0)	1(0.0)	1(0.0)	1(0.0)	1(0.0)	1(0.0)		0.00
		Sectional time (s)	17.06	17.11	16.41	15.65	14.52	15.42	15.37	15.00	14.98	14.34	14.38		
		Cumulative time (s)	170.24	153.18	136.07	119.66	104.01	89.49	74.07	58.70	43.70	28.72	14.38	3:19.16	
		Speed (m/s)	11.72	11.69	12.19	12.78	13.77	12.97	13.01	13.33	13.35	13.95	13.91	13.05	
		Stride length (m)	5.45	5.40	5.59	5.82	6.20	5.94	5.87	5.95	5.84	6.02	6.15	5.86	
		Stride duration (s)	0.465	0.462	0.458	0.455	0.450	0.458	0.451	0.446	0.438	0.432	0.442	0.449	
		Stride efficiency (%)	46.48	45.59	48.79	52.90	60.09	55.10	53.82	55.24	53.35	56.62	59.15	53.66	
		Stride count	36.67	37.03	35.79	34.37	32.25	33.68	34.08	33.64	34.23	33.23	32.51	443.70	

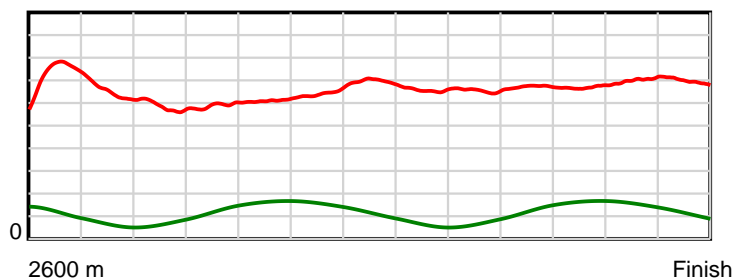
10 m Stride length



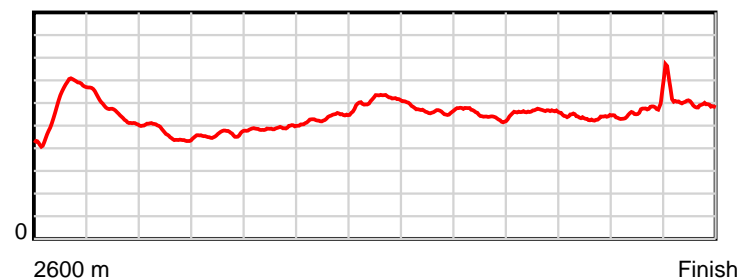
0.6 s Stride duration



20 m/sec Speed



100 % Stride efficiency



Note: Horizontal distance axis grid lines are 200m furlongs.

Disclaimer.

HRNZ and NZMTC and Thoroughbred Ratings Pty Ltd accepts no responsibility for the completeness or accuracy of any of the information contained herein, and makes no representations about its suitability for any particular purpose. Users should make their own judgements about those matters and/or seek independent advice. You assume all risks associated with use of the data provided on this page.



Race Results



July 27, 2023, Race 3, FAT EDDIES 2023 WINTER REWARDS MOBILE PACE, Distance 2600m, Addington - Survey 3200m

Result	TAB no.	Horse (Barrier)	2600 to	2400m to
3rd	14	Fast Ace (0)	2400m	2200m
		Position in running (margin)	-	5(6.0)
		Sectional time (s)	14.44	14.94
		Cumulative time (s)	199.23	184.79
		Speed (m/s)	13.85	13.39
		Stride length (m)	6.32	6.14
		Stride duration (s)	0.444	0.458
		Stride efficiency (%)	62.48	58.86
		Stride count	31.63	32.59

Disclaimer.

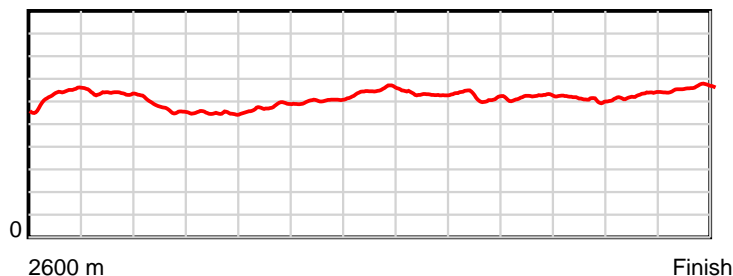
HRNZ and NZMTC and Thoroughbred Ratings Pty Ltd accepts no responsibility for the completeness or accuracy of any of the information contained herein, and makes no representations about its suitability for any particular purpose. Users should make their own judgements about those matters and/or seek independent advice. You assume all risks associated with use of the data provided on this page.

Race Results

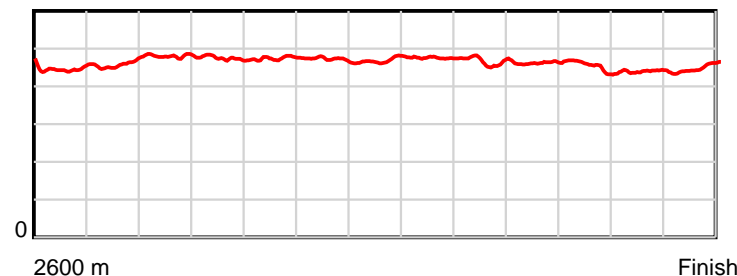
July 27, 2023, Race 3, FAT EDDIES 2023 WINTER REWARDS MOBILE PACE, Distance 2600m, Addington - Survey 3200m

Result	TAB no.	Horse (Barrier)	2200m to	2000m to	1800m to	1600m to	1400m to	1200m to	1000m to	800m to	600m to	400m to	200m to	Total or	Margin
3rd	14	Fast Ace (0)	2000m	1800m	1600m	1400m	1200m	1000m	800m	600m	400m	200m	WP	Average	
		Position in running (margin)	3(2.2)	2(2.1)	4(3.3)	5(4.3)	6(5.2)	6(4.8)	6(4.8)	6(4.7)	6(4.2)	6(4.9)	5(4.8)		0.40
		Sectional time (s)	17.04	17.31	16.57	15.80	14.46	15.43	15.35	14.92	15.09	14.32	13.56		
		Cumulative time (s)	169.85	152.81	135.50	118.93	103.13	88.67	73.24	57.89	42.97	27.88	13.56	3:19.23	
		Speed (m/s)	11.74	11.55	12.07	12.66	13.83	12.96	13.03	13.40	13.25	13.97	14.75	13.05	
		Stride length (m)	5.64	5.49	5.72	5.98	6.50	6.16	6.07	6.20	5.98	6.13	6.64	6.06	
		Stride duration (s)	0.480	0.475	0.474	0.472	0.470	0.475	0.466	0.462	0.451	0.439	0.450	0.464	
		Stride efficiency (%)	49.66	47.02	51.18	55.80	65.94	59.28	57.63	60.01	55.95	58.72	68.93	57.34	
		Stride count	35.48	36.46	34.95	33.47	30.79	32.47	32.93	32.27	33.42	32.63	30.11	429.20	

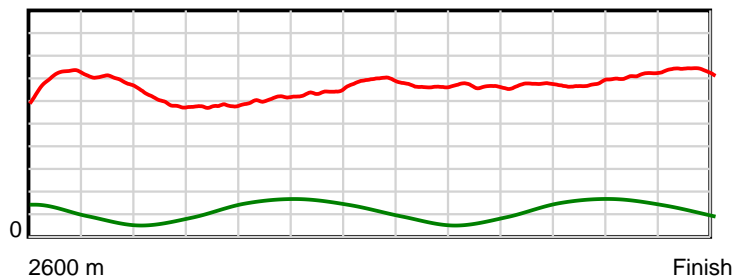
10 m Stride length



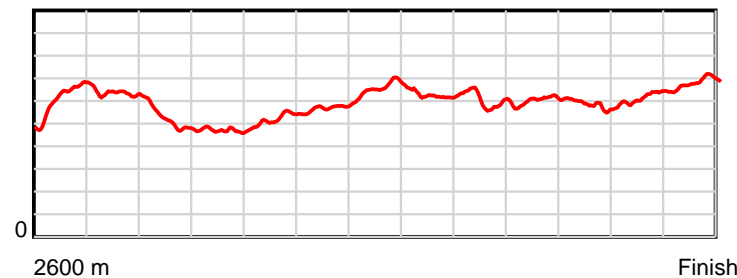
0.6 s Stride duration



20 m/sec Speed



100 % Stride efficiency



Note: Horizontal distance axis grid lines are 200m furlongs.

Disclaimer.

HRNZ and NZMTC and Thoroughbred Ratings Pty Ltd accepts no responsibility for the completeness or accuracy of any of the information contained herein, and makes no representations about its suitability for any particular purpose. Users should make their own judgements about those matters and/or seek independent advice. You assume all risks associated with use of the data provided on this page.



Race Results



July 27, 2023, Race 3, FAT EDDIES 2023 WINTER REWARDS MOBILE PACE, Distance 2600m, Addington - Survey 3200m

Result	TAB no.	Horse (Barrier)	2600 to	2400m to
4th	9	Fernz Goldy (9)	2400m	2200m
		Position in running (margin)	-	13(13.4)
		Sectional time (s)	15.50	16.08
		Cumulative time (s)	199.29	183.79
		Speed (m/s)	12.90	12.44
		Stride length (m)	5.81	5.59
		Stride duration (s)	0.452	0.449
		Stride efficiency (%)	52.69	48.75
		Stride count	34.44	35.81

Disclaimer.

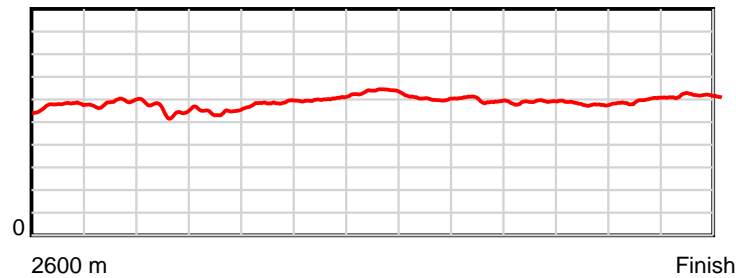
HRNZ and NZMTC and Thoroughbred Ratings Pty Ltd accepts no responsibility for the completeness or accuracy of any of the information contained herein, and makes no representations about its suitability for any particular purpose. Users should make their own judgements about those matters and/or seek independent advice. You assume all risks associated with use of the data provided on this page.

Race Results

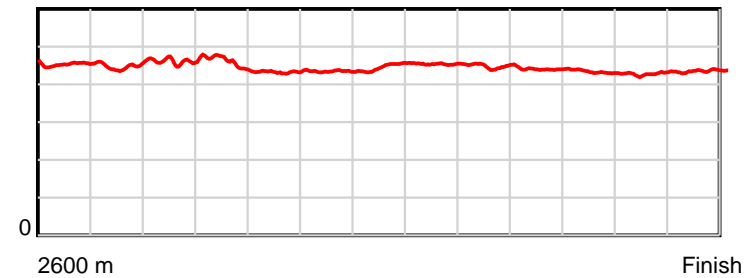
July 27, 2023, Race 3, FAT EDDIES 2023 WINTER REWARDS MOBILE PACE, Distance 2600m, Addington - Survey 3200m

Result	TAB no.	Horse (Barrier)	2200m to	2000m to	1800m to	1600m to	1400m to	1200m to	1000m to	800m to	600m to	400m to	200m to	Total or	Margin
4th	9	Fernz Goldy (9)	2000m	1800m	1600m	1400m	1200m	1000m	800m	600m	400m	200m	WP	Average	
		Position in running (margin)	13(16.4)	13(16.5)	12(14.8)	8(7.5)	3(3.0)	2(1.1)	2(1.4)	2(1.2)	2(0.6)	2(1.5)	2(2.0)		0.80
		Sectional time (s)	17.07	16.83	15.18	14.91	14.21	15.47	15.35	14.90	15.12	14.42	14.25		
		Cumulative time (s)	167.71	150.64	133.81	118.63	103.72	89.51	74.04	58.69	43.79	28.67	14.25	3:19.29	
		Speed (m/s)	11.72	11.88	13.18	13.41	14.07	12.93	13.03	13.42	13.23	13.87	14.04	13.05	
		Stride length (m)	5.41	5.46	5.70	5.83	6.31	5.86	5.83	5.90	5.72	5.95	6.11	5.80	
		Stride duration (s)	0.462	0.459	0.433	0.434	0.448	0.453	0.447	0.440	0.432	0.429	0.435	0.444	
		Stride efficiency (%)	45.77	46.56	50.84	53.08	62.15	53.66	53.10	54.40	51.06	55.26	58.27	52.48	
		Stride count	36.96	36.64	35.06	34.32	31.71	34.13	34.31	33.90	34.99	33.63	32.75	448.65	

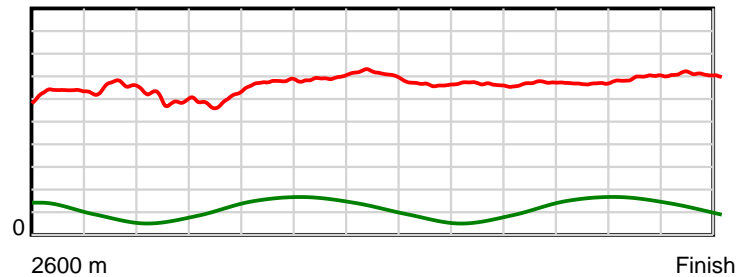
10 m Stride length



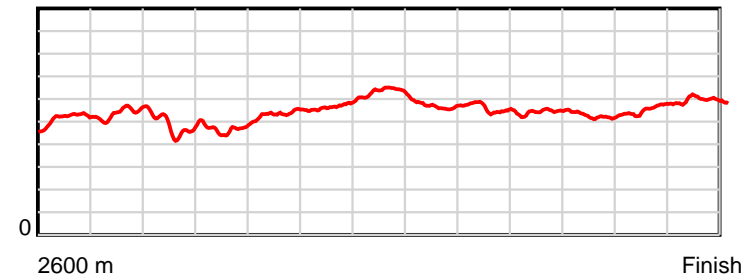
0.6 s Stride duration



20 m/sec Speed



100 % Stride efficiency



Note: Horizontal distance axis grid lines are 200m furlongs.

Disclaimer.

HRNZ and NZMTC and Thoroughbred Ratings Pty Ltd accepts no responsibility for the completeness or accuracy of any of the information contained herein, and makes no representations about its suitability for any particular purpose. Users should make their own judgements about those matters and/or seek independent advice. You assume all risks associated with use of the data provided on this page.



Race Results



July 27, 2023, Race 3, FAT EDDIES 2023 WINTER REWARDS MOBILE PACE, Distance 2600m, Addington - Survey 3200m

Result	TAB no.	Horse (Barrier)	2600 to	2400m to
5th	11	Hes Santas Exc... (11)	2400m	2200m
		Position in running (margin)	-	6(6.6)
		Sectional time (s)	14.48	15.56
		Cumulative time (s)	199.40	184.92
		Speed (m/s)	13.81	12.85
		Stride length (m)	6.55	6.18
		Stride duration (s)	0.466	0.481
		Stride efficiency (%)	67.05	59.74
		Stride count	30.53	32.35

Disclaimer.

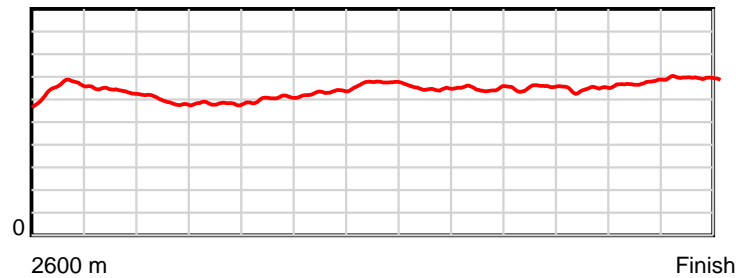
HRNZ and NZMTC and Thoroughbred Ratings Pty Ltd accepts no responsibility for the completeness or accuracy of any of the information contained herein, and makes no representations about its suitability for any particular purpose. Users should make their own judgements about those matters and/or seek independent advice. You assume all risks associated with use of the data provided on this page.

Race Results

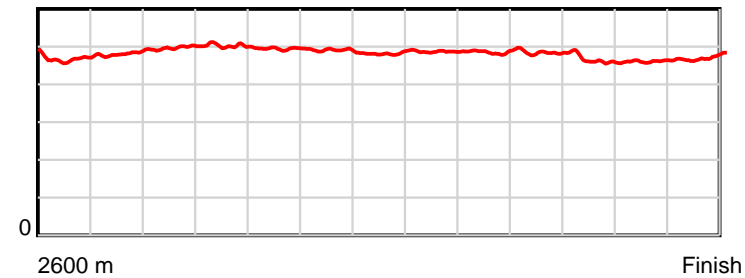
July 27, 2023, Race 3, FAT EDDIES 2023 WINTER REWARDS MOBILE PACE, Distance 2600m, Addington - Survey 3200m

Result	TAB no.	Horse (Barrier)	2200m to	2000m to	1800m to	1600m to	1400m to	1200m to	1000m to	800m to	600m to	400m to	200m to	Total or	Margin
5th	11	Hes Santas Exc... (11)	2000m	1800m	1600m	1400m	1200m	1000m	800m	600m	400m	200m	WP	Average	
		Position in running (margin)	6(6.6)	6(6.1)	7(7.2)	9(7.9)	9(8.9)	9(8.4)	10(8.8)	9(8.0)	9(7.3)	7(6.7)	6(5.4)		1.40
		Sectional time (s)	16.98	17.29	16.52	15.83	14.43	15.49	15.22	14.89	14.88	14.13	13.70		
		Cumulative time (s)	169.36	152.38	135.09	118.57	102.74	88.31	72.82	57.60	42.71	27.83	13.70	3:19.40	
		Speed (m/s)	11.78	11.57	12.11	12.63	13.86	12.91	13.14	13.43	13.44	14.15	14.60	13.04	
		Stride length (m)	5.85	5.82	5.98	6.20	6.68	6.28	6.39	6.49	6.24	6.54	6.88	6.30	
		Stride duration (s)	0.497	0.503	0.494	0.490	0.482	0.486	0.486	0.483	0.464	0.462	0.471	0.483	
		Stride efficiency (%)	53.49	52.87	55.95	60.03	69.80	61.63	63.81	65.84	60.80	66.85	73.92	62.01	
		Stride count	34.19	34.38	33.42	32.27	29.93	31.85	31.30	30.81	32.06	30.58	29.08	412.75	

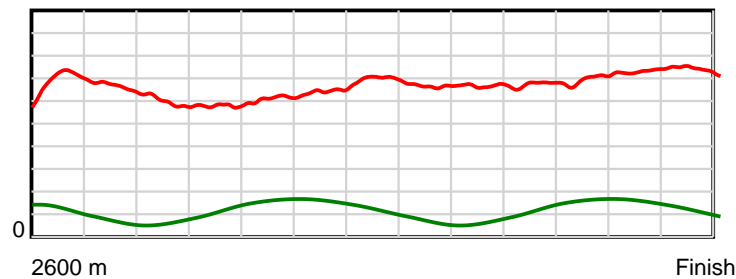
10 m Stride length



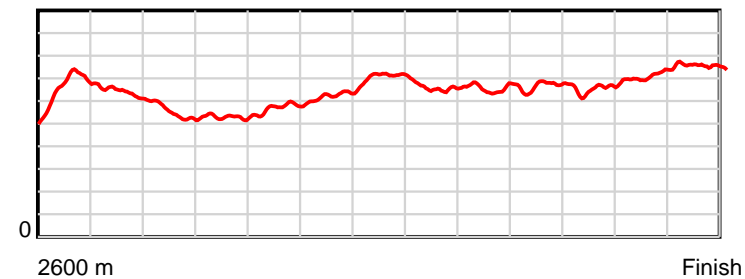
0.6 s Stride duration



20 m/sec Speed



100 % Stride efficiency



Note: Horizontal distance axis grid lines are 200m furlongs.

Disclaimer.

HRNZ and NZMTC and Thoroughbred Ratings Pty Ltd accepts no responsibility for the completeness or accuracy of any of the information contained herein, and makes no representations about its suitability for any particular purpose. Users should make their own judgements about those matters and/or seek independent advice. You assume all risks associated with use of the data provided on this page.



Race Results



July 27, 2023, Race 3, FAT EDDIES 2023 WINTER REWARDS MOBILE PACE, Distance 2600m, Addington - Survey 3200m

Result	TAB no.	Horse (Barrier)	2600 to	2400m to
6th	5	Barnstormer (5)	2400m	2200m
		Position in running (margin)	-	4(4.7)
		Sectional time (s)	14.17	15.49
		Cumulative time (s)	199.51	185.34
		Speed (m/s)	14.11	12.91
		Stride length (m)	6.53	6.28
		Stride duration (s)	0.462	0.486
		Stride efficiency (%)	66.57	61.57
		Stride count	30.64	31.86

Disclaimer.

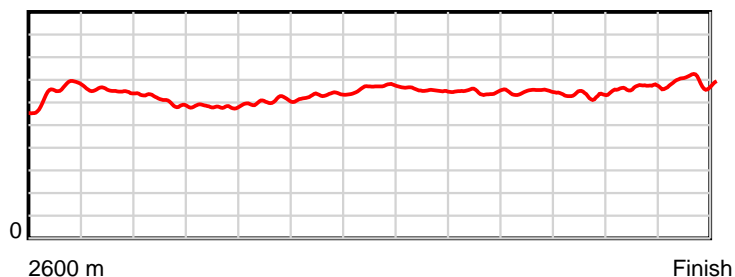
HRNZ and NZMTC and Thoroughbred Ratings Pty Ltd accepts no responsibility for the completeness or accuracy of any of the information contained herein, and makes no representations about its suitability for any particular purpose. Users should make their own judgements about those matters and/or seek independent advice. You assume all risks associated with use of the data provided on this page.

Race Results

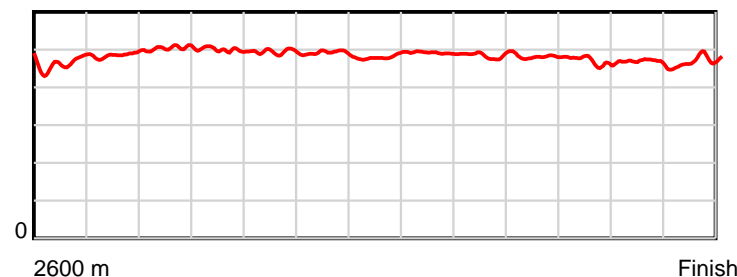
July 27, 2023, Race 3, FAT EDDIES 2023 WINTER REWARDS MOBILE PACE, Distance 2600m, Addington - Survey 3200m

Result	TAB no.	Horse (Barrier)	2200m to	2000m to	1800m to	1600m to	1400m to	1200m to	1000m to	800m to	600m to	400m to	200m to	Total or	Margin
6th	5	Barnstormer (5)	2000m	1800m	1600m	1400m	1200m	1000m	800m	600m	400m	200m	WP	Average	
		Position in running (margin)	5(4.2)	5(4.5)	6(5.3)	7(7.0)	8(7.5)	8(6.8)	8(7.1)	7(6.9)	7(6.3)	9(7.9)	9(6.7)		2.00
		Sectional time (s)	17.10	17.25	16.69	15.73	14.40	15.48	15.32	14.91	15.24	14.14	13.59		
		Cumulative time (s)	169.85	152.75	135.50	118.81	103.08	88.68	73.20	57.88	42.97	27.73	13.59	3:19.51	
		Speed (m/s)	11.70	11.59	11.98	12.71	13.89	12.92	13.05	13.41	13.12	14.14	14.72	13.03	
		Stride length (m)	5.89	5.80	5.92	6.25	6.68	6.34	6.34	6.44	6.14	6.59	6.97	6.30	
		Stride duration (s)	0.504	0.500	0.494	0.491	0.481	0.491	0.486	0.480	0.468	0.466	0.474	0.484	
		Stride efficiency (%)	54.19	52.48	54.75	60.98	69.81	62.87	62.83	64.84	58.94	67.79	75.89	62.10	
		Stride count	33.96	34.51	33.79	32.02	29.92	31.53	31.54	31.05	32.57	30.36	28.70	412.45	

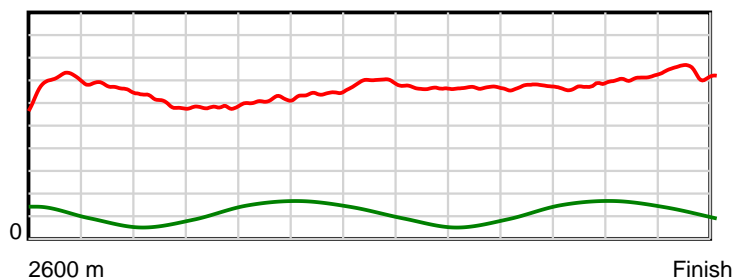
10 m Stride length



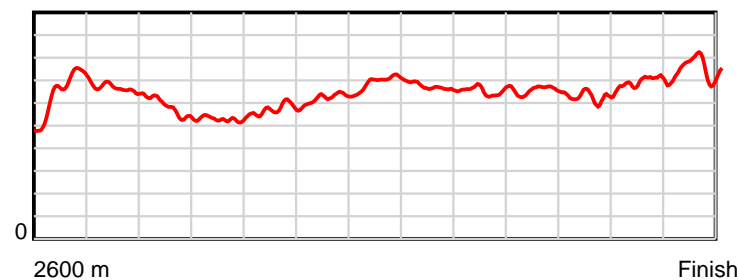
0.6 s Stride duration



20 m/sec Speed



100 % Stride efficiency



Note: Horizontal distance axis grid lines are 200m furlongs.

Disclaimer.

HRNZ and NZMTC and Thoroughbred Ratings Pty Ltd accepts no responsibility for the completeness or accuracy of any of the information contained herein, and makes no representations about its suitability for any particular purpose. Users should make their own judgements about those matters and/or seek independent advice. You assume all risks associated with use of the data provided on this page.



Race Results



July 27, 2023, Race 3, FAT EDDIES 2023 WINTER REWARDS MOBILE PACE, Distance 2600m, Addington - Survey 3200m

Result	TAB no.	Horse (Barrier)	2600 to	2400m to
7th	10	Flo Motion (10)	2400m	2200m
		Position in running (margin)	-	7(7.3)
		Sectional time (s)	14.62	15.45
		Cumulative time (s)	199.76	185.14
		Speed (m/s)	13.68	12.94
		Stride length (m)	6.41	6.15
		Stride duration (s)	0.454	0.475
		Stride efficiency (%)	64.25	59.07
		Stride count	31.19	32.53

Disclaimer.

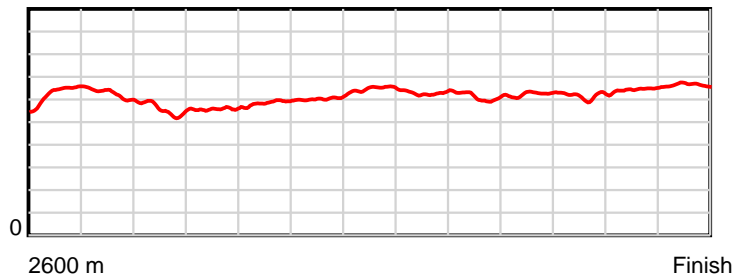
HRNZ and NZMTC and Thoroughbred Ratings Pty Ltd accepts no responsibility for the completeness or accuracy of any of the information contained herein, and makes no representations about its suitability for any particular purpose. Users should make their own judgements about those matters and/or seek independent advice. You assume all risks associated with use of the data provided on this page.

Race Results

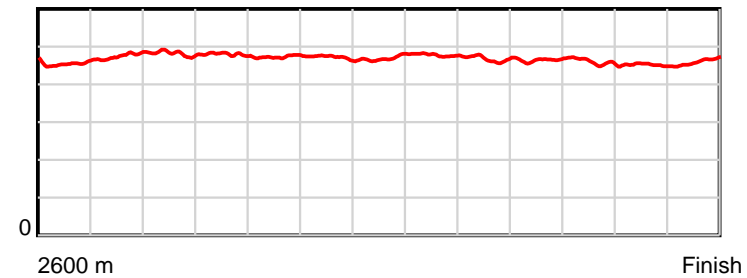
July 27, 2023, Race 3, FAT EDDIES 2023 WINTER REWARDS MOBILE PACE, Distance 2600m, Addington - Survey 3200m

Result	TAB no.	Horse (Barrier)	2200m to	2000m to	1800m to	1600m to	1400m to	1200m to	1000m to	800m to	600m to	400m to	200m to	Total or	Margin
7th	10	Flo Motion (10)	2000m	1800m	1600m	1400m	1200m	1000m	800m	600m	400m	200m	WP	Average	
		Position in running (margin)	7(6.6)	8(7.9)	8(7.9)	6(6.6)	7(6.6)	7(5.8)	7(6.2)	8(6.9)	8(6.5)	8(6.8)	8(6.3)		3.40
		Sectional time (s)	17.26	17.11	16.20	15.65	14.38	15.49	15.49	14.93	15.03	14.25	13.90		
		Cumulative time (s)	169.69	152.43	135.32	119.12	103.47	89.09	73.60	58.11	43.18	28.15	13.90	3:19.76	
		Speed (m/s)	11.59	11.69	12.35	12.78	13.91	12.91	12.91	13.40	13.31	14.04	14.39	13.02	
		Stride length (m)	5.58	5.61	5.84	6.03	6.53	6.17	6.04	6.22	6.11	6.34	6.63	6.11	
		Stride duration (s)	0.482	0.480	0.473	0.472	0.469	0.478	0.468	0.464	0.459	0.452	0.461	0.470	
		Stride efficiency (%)	48.68	49.10	53.27	56.79	66.55	59.51	56.96	60.37	58.43	62.84	68.79	58.37	
		Stride count	35.83	35.68	34.26	33.18	30.65	32.41	33.13	32.18	32.71	31.54	30.14	425.43	

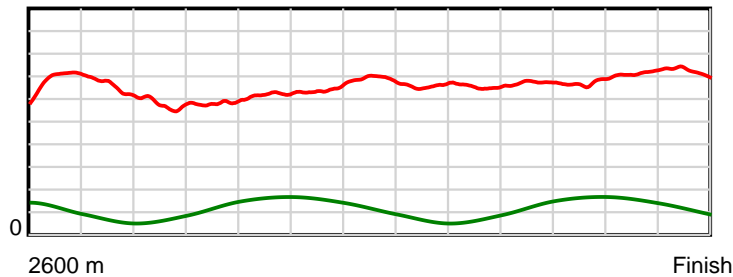
10 m Stride length



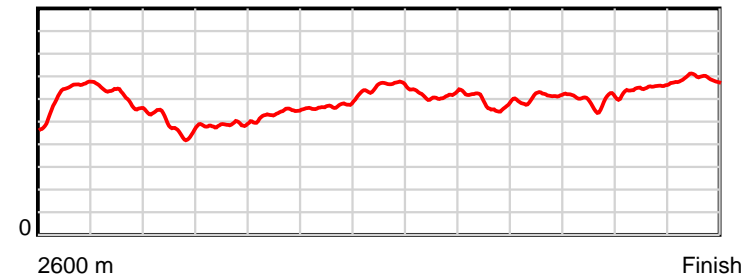
0.6 s Stride duration



20 m/sec Speed



100 % Stride efficiency



Note: Horizontal distance axis grid lines are 200m furlongs.

Disclaimer.

HRNZ and NZMTC and Thoroughbred Ratings Pty Ltd accepts no responsibility for the completeness or accuracy of any of the information contained herein, and makes no representations about its suitability for any particular purpose. Users should make their own judgements about those matters and/or seek independent advice. You assume all risks associated with use of the data provided on this page.



Race Results



July 27, 2023, Race 3, FAT EDDIES 2023 WINTER REWARDS MOBILE PACE, Distance 2600m, Addington - Survey 3200m

Result	TAB no.	Horse (Barrier)	2600 to	2400m to
8th	4	Full Of Desire (4)	2400m	2200m
		Position in running (margin)	-	2(1.9)
		Sectional time (s)	13.84	15.59
		Cumulative time (s)	199.81	185.97
		Speed (m/s)	14.45	12.83
		Stride length (m)	0.00	0.00
		Stride duration (s)	0.000	0.000
		Stride efficiency (%)	0.00	0.00
		Stride count	0.00	0.00

Disclaimer.

HRNZ and NZMTC and Thoroughbred Ratings Pty Ltd accepts no responsibility for the completeness or accuracy of any of the information contained herein, and makes no representations about its suitability for any particular purpose. Users should make their own judgements about those matters and/or seek independent advice. You assume all risks associated with use of the data provided on this page.




Race Results

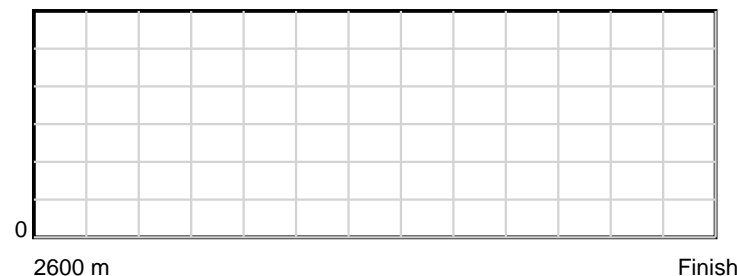
July 27, 2023, Race 3, FAT EDDIES 2023 WINTER REWARDS MOBILE PACE, Distance 2600m, Addington - Survey 3200m

Result	TAB no.	Horse (Barrier)	2200m to	2000m to	1800m to	1600m to	1400m to	1200m to	1000m to	800m to	600m to	400m to	200m to	Total or	Margin
8th	4	Full Of Desire (4)	2000m	1800m	1600m	1400m	1200m	1000m	800m	600m	400m	200m	WP	Average	
		Position in running (margin)	2(2.0)	3(2.2)	3(1.7)	2(1.5)	2(1.9)	3(1.9)	3(1.7)	3(1.7)	3(1.4)	3(2.0)	3(3.6)		3.60
		Sectional time (s)	17.09	17.02	16.39	15.71	14.51	15.40	15.36	14.96	15.07	14.61	14.26		
		Cumulative time (s)	170.38	153.29	136.27	119.88	104.17	89.66	74.26	58.90	43.94	28.87	14.26	3:19.81	
		Speed (m/s)	11.70	11.75	12.20	12.73	13.78	12.99	13.02	13.37	13.27	13.69	14.03	13.01	
		Stride length (m)	0.00	0.00	0.00	0.00	0.00	0.00	0.00	0.00	0.00	0.00	0.00	nan	
		Stride duration (s)	0.000	0.000	0.000	0.000	0.000	0.000	0.000	0.000	0.000	0.000	0.000	nan	
		Stride efficiency (%)	0.00	0.00	0.00	0.00	0.00	0.00	0.00	0.00	0.00	0.00	0.00	nan	
		Stride count	0.00	0.00	0.00	0.00	0.00	0.00	0.00	0.00	0.00	0.00	0.00	0.00	


10 m Stride length




0.6 s Stride duration



20 m/sec Speed



100 % Stride efficiency



Note: Horizontal distance axis grid lines are 200m furlongs.

Disclaimer.

HRNZ and NZMTC and Thoroughbred Ratings Pty Ltd accepts no responsibility for the completeness or accuracy of any of the information contained herein, and makes no representations about its suitability for any particular purpose. Users should make their own judgements about those matters and/or seek independent advice. You assume all risks associated with use of the data provided on this page.



Race Results



July 27, 2023, Race 3, FAT EDDIES 2023 WINTER REWARDS MOBILE PACE, Distance 2600m, Addington - Survey 3200m

Result	TAB no.	Horse (Barrier)	2600 to	2400m to
9th	8	Wiggles Rufus (8)	2400m	2200m
		Position in running (margin)	-	12(12.0)
		Sectional time (s)	15.47	15.94
		Cumulative time (s)	199.99	184.52
		Speed (m/s)	12.93	12.55
		Stride length (m)	6.05	5.93
		Stride duration (s)	0.468	0.472
		Stride efficiency (%)	57.28	54.87
		Stride count	33.03	33.75

Disclaimer.

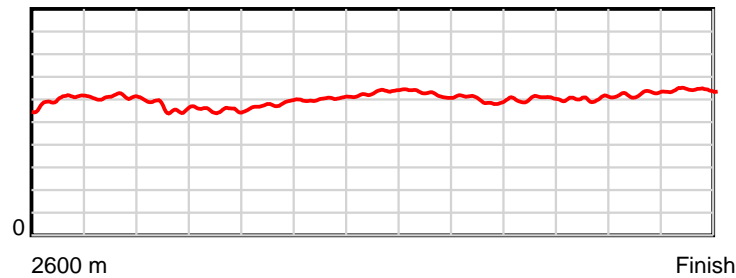
HRNZ and NZMTC and Thoroughbred Ratings Pty Ltd accepts no responsibility for the completeness or accuracy of any of the information contained herein, and makes no representations about its suitability for any particular purpose. Users should make their own judgements about those matters and/or seek independent advice. You assume all risks associated with use of the data provided on this page.

Race Results

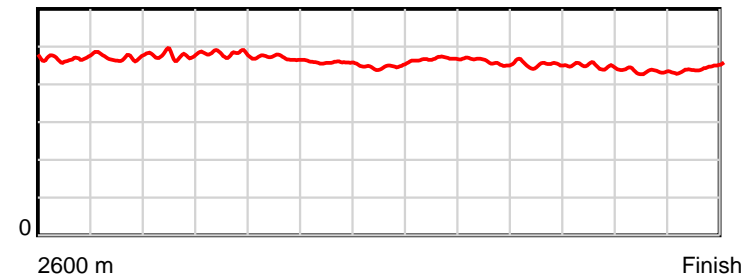
July 27, 2023, Race 3, FAT EDDIES 2023 WINTER REWARDS MOBILE PACE, Distance 2600m, Addington - Survey 3200m

Result	TAB no.	Horse (Barrier)	2200m to	2000m to	1800m to	1600m to	1400m to	1200m to	1000m to	800m to	600m to	400m to	200m to	Total or	Margin
9th	8	Wriggles Rufus (8)	2000m	1800m	1600m	1400m	1200m	1000m	800m	600m	400m	200m	WP	Average	
		Position in running (margin)	12(14.2)	12(14.6)	13(15.8)	13(15.1)	11(11.8)	10(9.5)	9(7.2)	10(8.2)	10(7.8)	10(8.9)	11(8.2)		4.70
		Sectional time (s)	17.13	17.31	16.29	15.10	14.13	15.04	15.54	14.94	15.16	14.22	13.72		
		Cumulative time (s)	168.58	151.45	134.14	117.85	102.75	88.62	73.58	58.04	43.10	27.94	13.72	3:19.99	
		Speed (m/s)	11.68	11.55	12.28	13.25	14.15	13.30	12.87	13.39	13.19	14.06	14.58	13.00	
		Stride length (m)	5.57	5.55	5.78	6.06	6.34	6.21	5.92	6.05	5.91	6.10	6.48	5.99	
		Stride duration (s)	0.477	0.481	0.471	0.458	0.448	0.467	0.460	0.452	0.448	0.434	0.444	0.460	
		Stride efficiency (%)	48.56	48.20	52.20	57.46	62.71	60.32	54.78	57.26	54.55	58.17	65.64	56.00	
		Stride count	35.88	36.01	34.60	32.98	31.57	32.19	33.78	33.04	33.85	32.78	30.86	434.32	

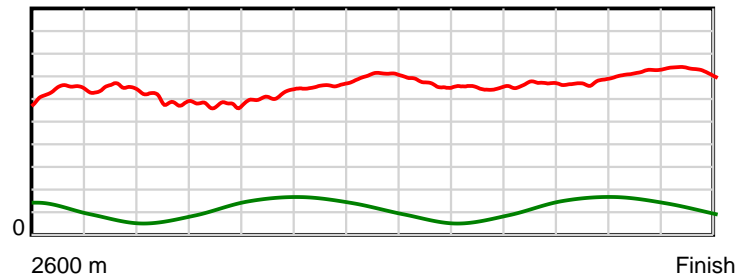
10 m Stride length



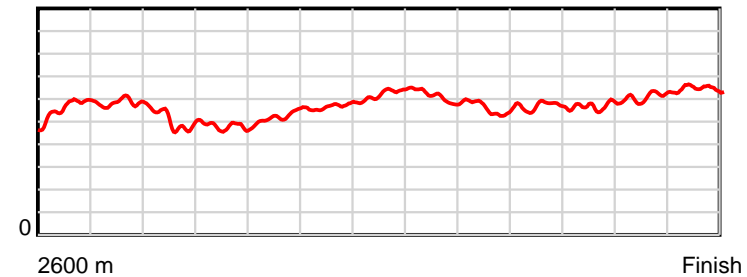
0.6 s Stride duration



20 m/sec Speed



100 % Stride efficiency



Note: Horizontal distance axis grid lines are 200m furlongs.

Disclaimer.

HRNZ and NZMTC and Thoroughbred Ratings Pty Ltd accepts no responsibility for the completeness or accuracy of any of the information contained herein, and makes no representations about its suitability for any particular purpose. Users should make their own judgements about those matters and/or seek independent advice. You assume all risks associated with use of the data provided on this page.



Race Results



July 27, 2023, Race 3, FAT EDDIES 2023 WINTER REWARDS MOBILE PACE, Distance 2600m, Addington - Survey 3200m

Result	TAB no.	Horse (Barrier)	2600 to	2400m to
10th	1	Hilda Maud (1)	2400m	2200m
		Position in running (margin)	-	3(3.8)
		Sectional time (s)	14.07	15.57
		Cumulative time (s)	200.20	186.13
		Speed (m/s)	14.21	12.85
		Stride length (m)	5.92	5.71
		Stride duration (s)	0.416	0.444
		Stride efficiency (%)	54.76	50.87
		Stride count	33.79	35.05

Disclaimer.

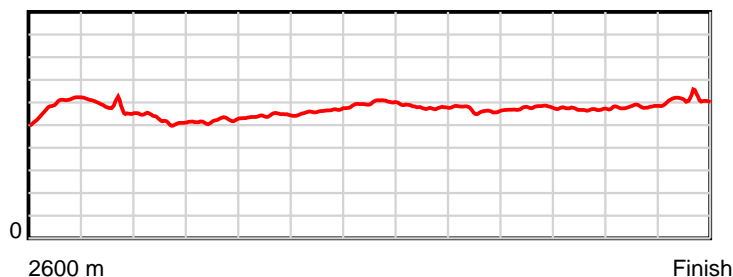
HRNZ and NZMTC and Thoroughbred Ratings Pty Ltd accepts no responsibility for the completeness or accuracy of any of the information contained herein, and makes no representations about its suitability for any particular purpose. Users should make their own judgements about those matters and/or seek independent advice. You assume all risks associated with use of the data provided on this page.

Race Results

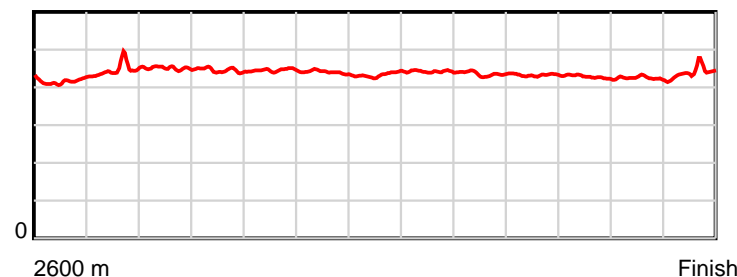
July 27, 2023, Race 3, FAT EDDIES 2023 WINTER REWARDS MOBILE PACE, Distance 2600m, Addington - Survey 3200m

Result	TAB no.	Horse (Barrier)	2200m to	2000m to	1800m to	1600m to	1400m to	1200m to	1000m to	800m to	600m to	400m to	200m to	Total or	Margin
10th	1	Hilda Maud (1)	2000m	1800m	1600m	1400m	1200m	1000m	800m	600m	400m	200m	WP	Average	
		Position in running (margin)	4(3.8)	4(4.1)	5(3.8)	4(3.6)	5(3.6)	5(3.7)	5(3.4)	5(3.8)	5(3.7)	5(3.9)	7(6.2)		5.80
		Sectional time (s)	17.10	17.07	16.37	15.65	14.53	15.39	15.42	14.99	15.02	14.71	14.31		
		Cumulative time (s)	170.56	153.46	136.39	120.02	104.37	89.84	74.45	59.03	44.04	29.02	14.31	3:20.20	
		Speed (m/s)	11.70	11.72	12.22	12.78	13.76	13.00	12.97	13.34	13.32	13.60	13.98	12.99	
		Stride length (m)	5.27	5.22	5.45	5.63	5.97	5.74	5.65	5.77	5.70	5.77	6.13	5.67	
		Stride duration (s)	0.451	0.445	0.446	0.440	0.434	0.442	0.436	0.432	0.428	0.425	0.439	0.437	
		Stride efficiency (%)	43.38	42.60	46.34	49.47	55.68	51.48	49.92	51.96	50.71	52.08	58.70	50.32	
		Stride count	37.96	38.31	36.73	35.55	33.51	34.84	35.39	34.68	35.11	34.65	32.63	458.20	

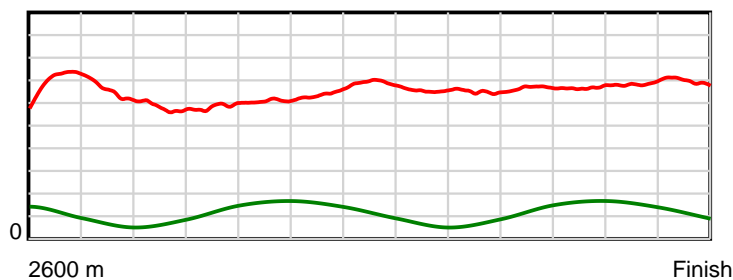
10 m Stride length



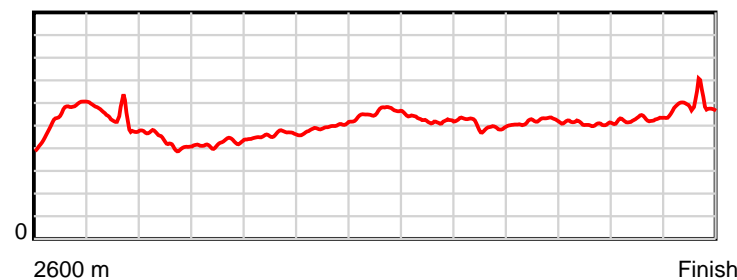
0.6 s Stride duration



20 m/sec Speed



100 % Stride efficiency



Note: Horizontal distance axis grid lines are 200m furlongs.

Disclaimer.

HRNZ and NZMTC and Thoroughbred Ratings Pty Ltd accepts no responsibility for the completeness or accuracy of any of the information contained herein, and makes no representations about its suitability for any particular purpose. Users should make their own judgements about those matters and/or seek independent advice. You assume all risks associated with use of the data provided on this page.



Race Results



July 27, 2023, Race 3, FAT EDDIES 2023 WINTER REWARDS MOBILE PACE, Distance 2600m, Addington - Survey 3200m

Result	TAB no.	Horse (Barrier)	2600 to	2400m to
11th	7	Apachofgold (7)	2400m	2200m
		Position in running (margin)	-	10(9.7)
		Sectional time (s)	15.08	15.55
		Cumulative time (s)	200.34	185.26
		Speed (m/s)	13.26	12.86
		Stride length (m)	6.32	6.14
		Stride duration (s)	0.477	0.477
		Stride efficiency (%)	62.44	58.87
		Stride count	31.64	32.59

Disclaimer.

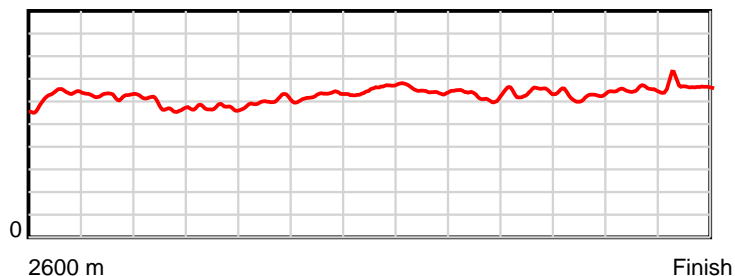
HRNZ and NZMTC and Thoroughbred Ratings Pty Ltd accepts no responsibility for the completeness or accuracy of any of the information contained herein, and makes no representations about its suitability for any particular purpose. Users should make their own judgements about those matters and/or seek independent advice. You assume all risks associated with use of the data provided on this page.

Race Results

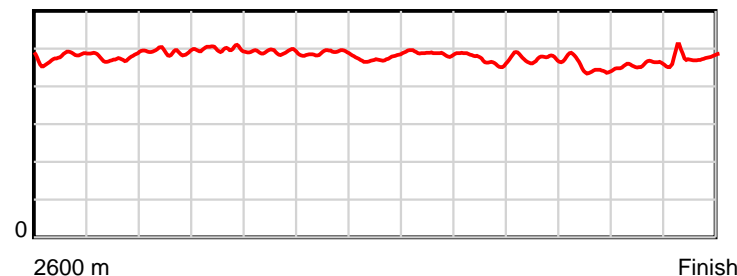
July 27, 2023, Race 3, FAT EDDIES 2023 WINTER REWARDS MOBILE PACE, Distance 2600m, Addington - Survey 3200m

Result	TAB no.	Horse (Barrier)	2200m to	2000m to	1800m to	1600m to	1400m to	1200m to	1000m to	800m to	600m to	400m to	200m to	Total or	Margin
11th	7	Apachofgold (7)	2000m	1800m	1600m	1400m	1200m	1000m	800m	600m	400m	200m	WP	Average	
		Position in running (margin)	9(9.6)	10(10.3)	10(11.6)	11(12.5)	12(12.8)	12(12.2)	12(12.6)	12(12.3)	12(11.1)	11(9.5)	10(8.0)		6.60
		Sectional time (s)	17.17	17.32	16.56	15.70	14.42	15.48	15.31	14.81	14.71	14.08	14.15		
		Cumulative time (s)	169.71	152.54	135.22	118.66	102.96	88.54	73.06	57.75	42.94	28.23	14.15	3:20.34	
		Speed (m/s)	11.65	11.55	12.08	12.74	13.87	12.92	13.06	13.50	13.60	14.20	14.13	12.98	
		Stride length (m)	5.73	5.76	5.93	6.22	6.58	6.30	6.15	6.40	6.13	6.50	6.78	6.21	
		Stride duration (s)	0.492	0.499	0.491	0.488	0.475	0.488	0.471	0.474	0.451	0.458	0.480	0.479	
		Stride efficiency (%)	51.35	51.79	55.01	60.39	67.75	61.97	59.09	63.91	58.71	66.06	71.74	60.29	
		Stride count	34.89	34.74	33.71	32.17	30.37	31.76	32.52	31.27	32.63	30.76	29.52	418.57	

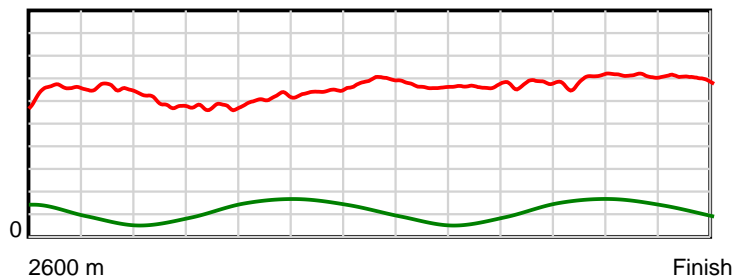
10 m Stride length



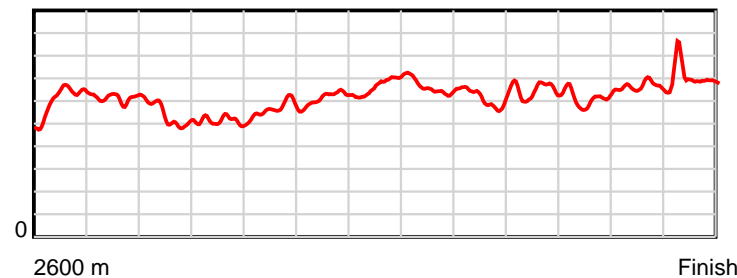
0.6 s Stride duration



20 m/sec Speed



100 % Stride efficiency



Note: Horizontal distance axis grid lines are 200m furlongs.

Disclaimer.

HRNZ and NZMTC and Thoroughbred Ratings Pty Ltd accepts no responsibility for the completeness or accuracy of any of the information contained herein, and makes no representations about its suitability for any particular purpose. Users should make their own judgements about those matters and/or seek independent advice. You assume all risks associated with use of the data provided on this page.



Race Results



July 27, 2023, Race 3, FAT EDDIES 2023 WINTER REWARDS MOBILE PACE, Distance 2600m, Addington - Survey 3200m

Result	TAB no.	Horse (Barrier)	2600 to	2400m to
12th	12	Zia Bromac (12)	2400m	2200m
		Position in running (margin)	-	9(8.5)
		Sectional time (s)	14.89	15.59
		Cumulative time (s)	200.36	185.47
		Speed (m/s)	13.43	12.83
		Stride length (m)	6.03	5.79
		Stride duration (s)	0.435	0.451
		Stride efficiency (%)	56.85	52.40
		Stride count	33.16	34.54

Disclaimer.

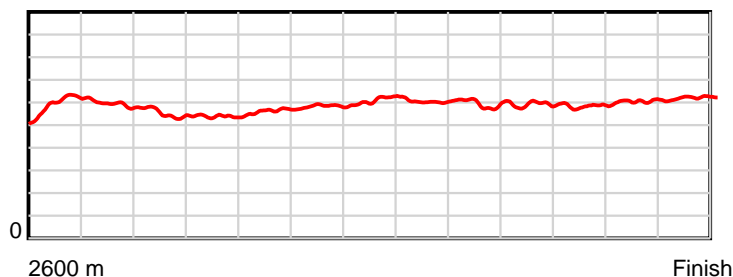
HRNZ and NZMTC and Thoroughbred Ratings Pty Ltd accepts no responsibility for the completeness or accuracy of any of the information contained herein, and makes no representations about its suitability for any particular purpose. Users should make their own judgements about those matters and/or seek independent advice. You assume all risks associated with use of the data provided on this page.

Race Results

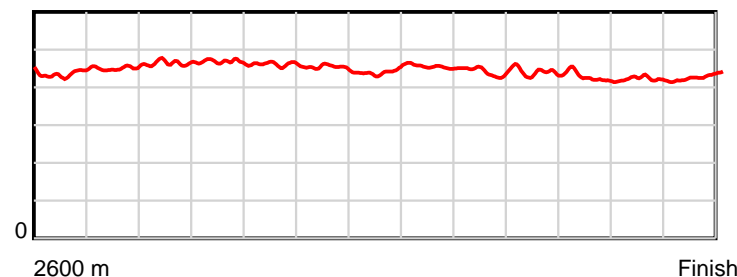
July 27, 2023, Race 3, FAT EDDIES 2023 WINTER REWARDS MOBILE PACE, Distance 2600m, Addington - Survey 3200m

Result	TAB no.	Horse (Barrier)	2200m to	2000m to	1800m to	1600m to	1400m to	1200m to	1000m to	800m to	600m to	400m to	200m to	Total or	Margin
12th	12	Zia Bromac (12)	2000m	1800m	1600m	1400m	1200m	1000m	800m	600m	400m	200m	WP	Average	
		Position in running (margin)	8(8.7)	9(8.2)	9(9.5)	10(10.3)	10(10.7)	11(10.3)	11(10.9)	11(9.9)	11(9.2)	12(9.9)	12(10.0)		6.70
		Sectional time (s)	16.98	17.32	16.53	15.73	14.44	15.52	15.20	14.89	15.09	14.36	13.82		
		Cumulative time (s)	169.88	152.90	135.58	119.05	103.32	88.88	73.36	58.16	43.27	28.18	13.82	3:20.36	
		Speed (m/s)	11.78	11.55	12.10	12.71	13.85	12.89	13.16	13.43	13.25	13.93	14.47	12.98	
		Stride length (m)	5.47	5.40	5.58	5.76	6.13	5.86	5.82	5.89	5.65	5.88	6.23	5.80	
		Stride duration (s)	0.465	0.468	0.461	0.453	0.443	0.454	0.443	0.439	0.426	0.422	0.430	0.447	
		Stride efficiency (%)	46.80	45.57	48.67	51.83	58.67	53.59	52.96	54.27	49.80	53.94	60.56	52.51	
		Stride count	36.54	37.03	35.84	34.73	32.64	34.15	34.35	33.94	35.43	34.04	32.13	448.52	

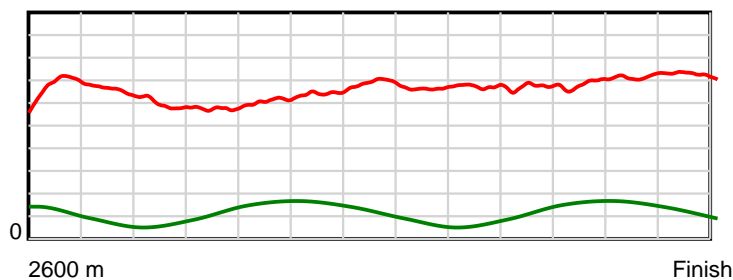
10 m Stride length



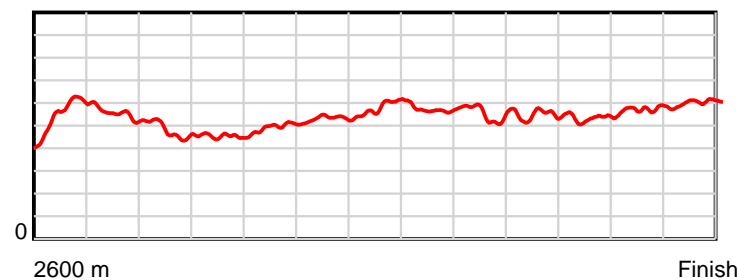
0.6 s Stride duration



20 m/sec Speed



100 % Stride efficiency



Note: Horizontal distance axis grid lines are 200m furlongs.

Disclaimer.

HRNZ and NZMTC and Thoroughbred Ratings Pty Ltd accepts no responsibility for the completeness or accuracy of any of the information contained herein, and makes no representations about its suitability for any particular purpose. Users should make their own judgements about those matters and/or seek independent advice. You assume all risks associated with use of the data provided on this page.



Race Results



July 27, 2023, Race 3, FAT EDDIES 2023 WINTER REWARDS MOBILE PACE, Distance 2600m, Addington - Survey 3200m

Result	TAB no.	Horse (Barrier)	2600 to	2400m to
13th	13	Big Mama Morri... (13)	2400m	2200m
		Position in running (margin)	-	11(11.5)
		Sectional time (s)	15.31	15.69
		Cumulative time (s)	200.58	185.27
		Speed (m/s)	13.06	12.75
		Stride length (m)	6.26	6.02
		Stride duration (s)	0.468	0.472
		Stride efficiency (%)	61.17	56.57
		Stride count	31.97	33.24

Disclaimer.

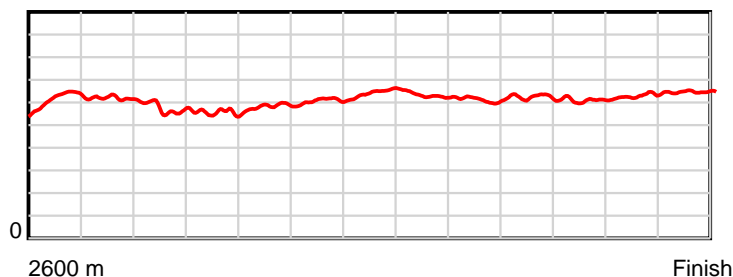
HRNZ and NZMTC and Thoroughbred Ratings Pty Ltd accepts no responsibility for the completeness or accuracy of any of the information contained herein, and makes no representations about its suitability for any particular purpose. Users should make their own judgements about those matters and/or seek independent advice. You assume all risks associated with use of the data provided on this page.

Race Results

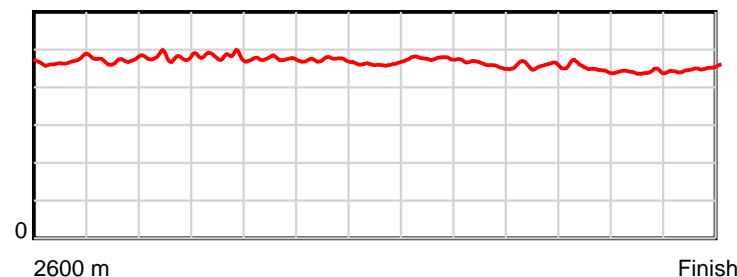
July 27, 2023, Race 3, FAT EDDIES 2023 WINTER REWARDS MOBILE PACE, Distance 2600m, Addington - Survey 3200m

Result	TAB no.	Horse (Barrier)	2200m to	2000m to	1800m to	1600m to	1400m to	1200m to	1000m to	800m to	600m to	400m to	200m to	Total or	Margin
13th	13	Big Mama Morri... (13)	2000m	1800m	1600m	1400m	1200m	1000m	800m	600m	400m	200m	WP	Average	
		Position in running (margin)	11(12.3)	11(12.5)	11(13.8)	12(14.1)	13(14.4)	13(14.0)	13(14.8)	13(14.7)	13(13.1)	13(13.6)	13(11.3)		7.90
		Sectional time (s)	17.10	17.32	16.45	15.71	14.46	15.55	15.35	14.73	15.06	13.95	13.90		
		Cumulative time (s)	169.58	152.48	135.16	118.71	103.00	88.54	72.99	57.64	42.91	27.85	13.90	3:20.58	
		Speed (m/s)	11.70	11.55	12.16	12.73	13.83	12.86	13.03	13.58	13.28	14.34	14.39	12.96	
		Stride length (m)	5.62	5.56	5.78	6.02	6.39	6.14	5.98	6.22	5.98	6.32	6.48	6.05	
		Stride duration (s)	0.480	0.482	0.475	0.473	0.462	0.477	0.459	0.458	0.450	0.441	0.450	0.466	
		Stride efficiency (%)	49.37	48.32	52.21	56.60	63.88	58.82	55.84	60.40	55.93	62.51	65.57	57.12	
		Stride count	35.58	35.97	34.60	33.23	31.28	32.60	33.46	32.17	33.43	31.62	30.88	430.03	

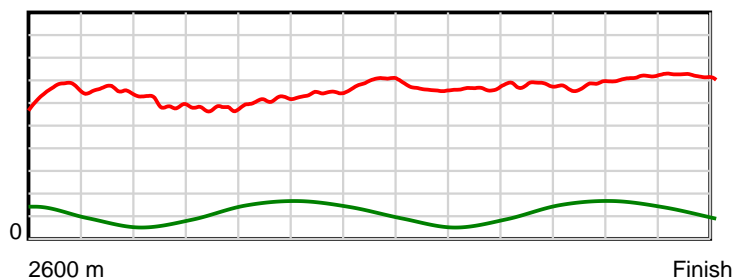
10 m Stride length



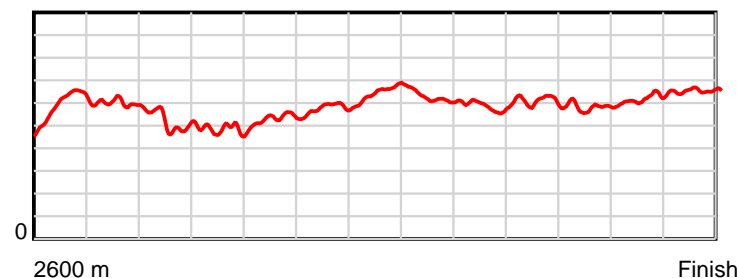
0.6 s Stride duration



20 m/sec Speed



100 % Stride efficiency



Note: Horizontal distance axis grid lines are 200m furlongs.

Disclaimer.

HRNZ and NZMTC and Thoroughbred Ratings Pty Ltd accepts no responsibility for the completeness or accuracy of any of the information contained herein, and makes no representations about its suitability for any particular purpose. Users should make their own judgements about those matters and/or seek independent advice. You assume all risks associated with use of the data provided on this page.



Race Results



July 27, 2023, Race 3, FAT EDDIES 2023 WINTER REWARDS MOBILE PACE, Distance 2600m, Addington - Survey 3200m

Result	TAB no.	Horse (Barrier)	2600 to	2400m to
14th	3	Opawa Louie (3)	2400m	2200m
		Position in running (margin)	-	14(46.6)
		Sectional time (s)	21.18	15.95
		Cumulative time (s)	218.33	197.15
		Speed (m/s)	9.44	12.54
		Stride length (m)	6.18	6.10
		Stride duration (s)	0.480	0.486
		Stride efficiency (%)	59.73	58.17
		Stride count	32.35	32.78

Disclaimer.

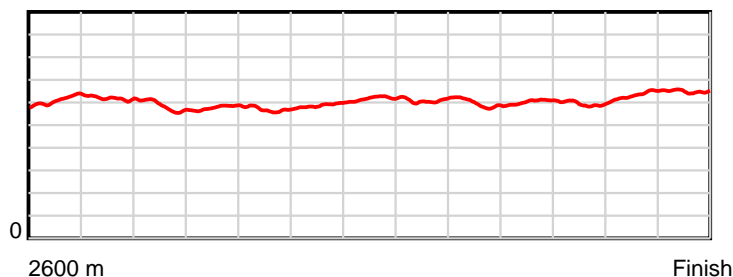
HRNZ and NZMTC and Thoroughbred Ratings Pty Ltd accepts no responsibility for the completeness or accuracy of any of the information contained herein, and makes no representations about its suitability for any particular purpose. Users should make their own judgements about those matters and/or seek independent advice. You assume all risks associated with use of the data provided on this page.

Race Results

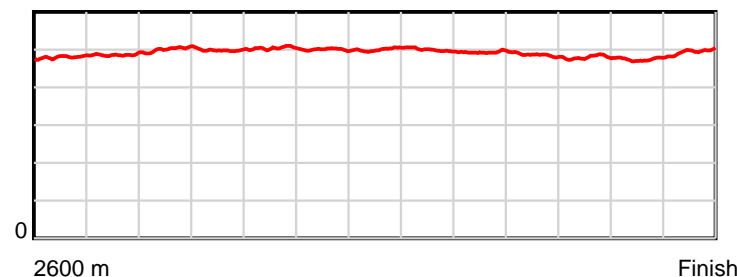
July 27, 2023, Race 3, FAT EDDIES 2023 WINTER REWARDS MOBILE PACE, Distance 2600m, Addington - Survey 3200m

Result	TAB no.	Horse (Barrier)	2200m to	2000m to	1800m to	1600m to	1400m to	1200m to	1000m to	800m to	600m to	400m to	200m to	Total or	Margin
14th	3	Opawa Louie (3)	2000m	1800m	1600m	1400m	1200m	1000m	800m	600m	400m	200m	WP	Average	
		Position in running (margin)	14(48.9)	14(50.6)	14(51.8)	14(59.3)	14(68.1)	14(78.1)	14(84.7)	14(92.1)	14(98.9)	14(105.3)	14(109.1)		106.60
		Sectional time (s)	17.35	17.31	17.66	17.11	16.18	16.53	16.60	16.14	16.05	14.97	15.30		
		Cumulative time (s)	181.20	163.85	146.54	128.88	111.77	95.59	79.06	62.46	46.32	30.27	15.30	3:38.33	
		Speed (m/s)	11.53	11.55	11.33	11.69	12.36	12.10	12.05	12.39	12.46	13.36	13.07	11.91	
		Stride length (m)	5.77	5.76	5.71	5.84	6.18	6.04	5.94	6.02	5.97	6.35	6.47	6.02	
		Stride duration (s)	0.501	0.499	0.504	0.500	0.500	0.499	0.493	0.486	0.479	0.475	0.495	0.505	
		Stride efficiency (%)	52.10	51.89	50.91	53.35	59.78	57.00	55.20	56.71	55.69	62.92	65.38	56.60	
		Stride count	34.64	34.71	35.04	34.23	32.34	33.12	33.65	33.20	33.50	31.52	30.92	432.00	

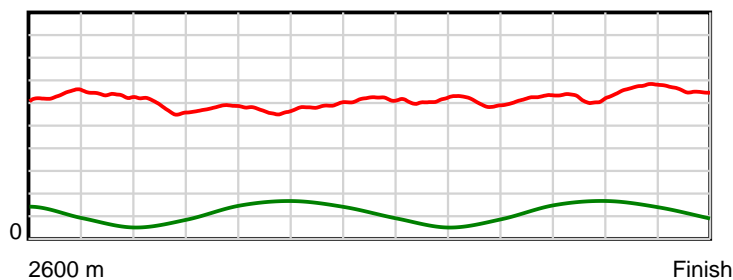
10 m Stride length



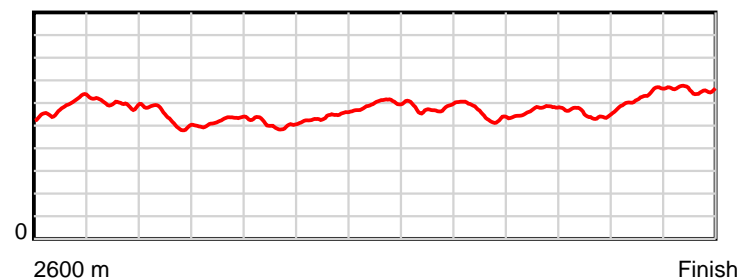
0.6 s Stride duration



20 m/sec Speed



100 % Stride efficiency



Note: Horizontal distance axis grid lines are 200m furlongs.

Disclaimer.

HRNZ and NZMTC and Thoroughbred Ratings Pty Ltd accepts no responsibility for the completeness or accuracy of any of the information contained herein, and makes no representations about its suitability for any particular purpose. Users should make their own judgements about those matters and/or seek independent advice. You assume all risks associated with use of the data provided on this page.