



## Race Results

NZ Metropolitan Trotting Club Inc, HRNZ, July 27, 2023

Compilation date: July 27, 2023, 6:50:17 PM (NZST)

Copyright © 2023 HRNZ and NZMTC. All rights reserved.

### Trademarks.

StrideMASTER is a registered trademark of Thoroughbred Ratings Pty Ltd.

### Disclaimer.

HRNZ and NZMTC and Thoroughbred Ratings Pty Ltd accepts no responsibility for the completeness or accuracy of any of the information contained herein, and makes no representations about its suitability for any particular purpose. Users should make their own judgements about those matters and/or seek independent advice. You assume all risks associated with use of the data provided on this page.



# Race Results



July 27, 2023, Race 4, XCM SPORT 2023 WINTER REWARDS HANDICAP TROT, Distance 2600m, Addington - Survey 3200m

Result	TAB no.	Horse (Barrier)	2600 to	2400m to
1st	11	<b>Galleons Ambas... (13)</b>	<b>2400m</b>	<b>2200m</b>
		Position in running (margin)	-	15(16.6)
		Sectional time (s)	19.18	16.66
		Cumulative time (s)	204.26	185.08
		Speed (m/s)	10.43	12.00
		Stride length (m)	5.60	5.61
		Stride duration (s)	0.474	0.467
		Stride efficiency (%)	48.95	49.18
		Stride count	35.74	35.65

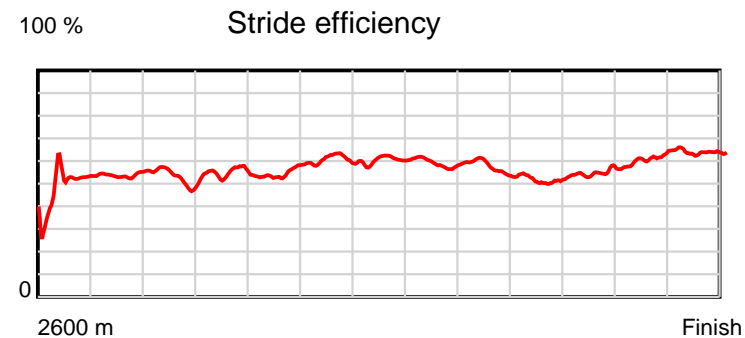
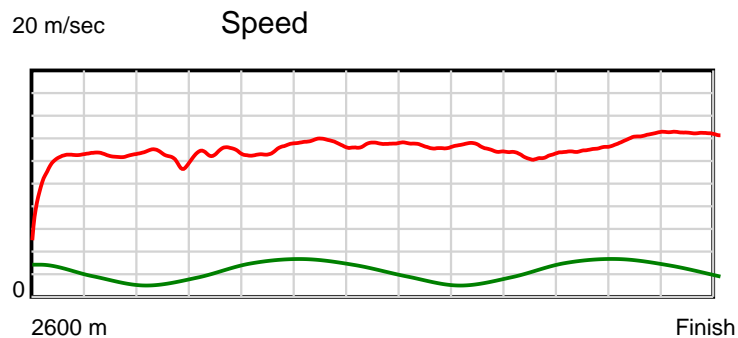
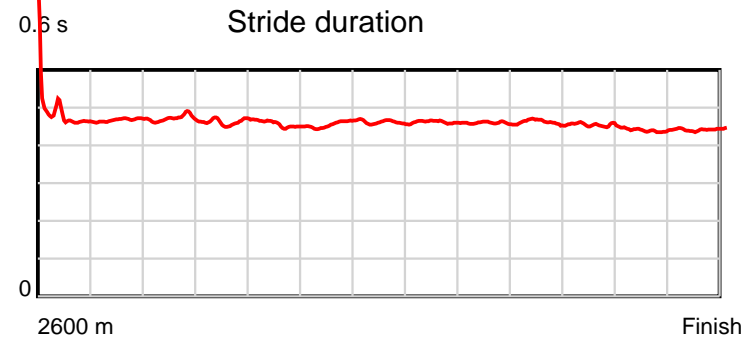
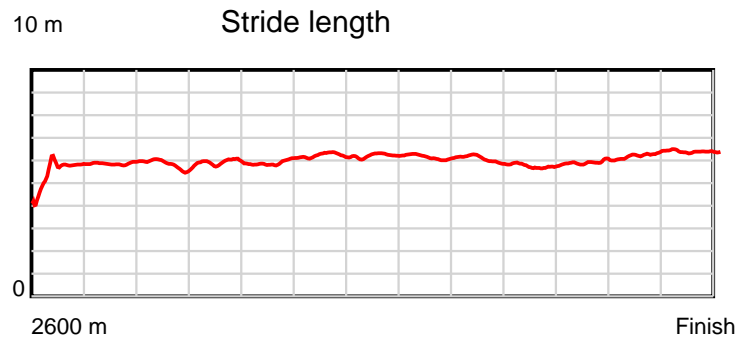
#### Disclaimer.

HRNZ and NZMTC and Thoroughbred Ratings Pty Ltd accepts no responsibility for the completeness or accuracy of any of the information contained herein, and makes no representations about its suitability for any particular purpose. Users should make their own judgements about those matters and/or seek independent advice. You assume all risks associated with use of the data provided on this page.

# Race Results

July 27, 2023, Race 4, XCM SPORT 2023 WINTER REWARDS HANDICAP TROT, Distance 2600m, Addington - Survey 3200m

Result	TAB no.	Horse (Barrier)	2200m to	2000m to	1800m to	1600m to	1400m to	1200m to	1000m to	800m to	600m to	400m to	200m to	Total or	Margin
1st	11	<b>Galleons Ambas... (13)</b>	<b>2000m</b>	<b>1800m</b>	<b>1600m</b>	<b>1400m</b>	<b>1200m</b>	<b>1000m</b>	<b>800m</b>	<b>600m</b>	<b>400m</b>	<b>200m</b>	<b>WP</b>	<b>Average</b>	
		Position in running (margin)	15(26.5)	15(24.4)	10(13.1)	4(4.1)	2(1.9)	4(4.1)	3(3.5)	2(2.8)	2(2.0)	2(2.0)	1(0.0)		0.00
		Sectional time (s)	16.69	15.55	15.85	14.88	14.85	15.38	15.63	16.10	15.52	14.13	13.84		
		Cumulative time (s)	168.42	151.73	136.18	120.33	105.45	90.60	75.22	59.59	43.49	27.97	13.84	3:24.26	
		Speed (m/s)	11.98	12.86	12.62	13.44	13.47	13.00	12.80	12.42	12.89	14.15	14.45	12.73	
		Stride length (m)	5.64	5.95	5.74	6.15	6.19	6.01	5.87	5.73	5.83	6.22	6.39	5.91	
		Stride duration (s)	0.471	0.462	0.455	0.457	0.460	0.462	0.459	0.461	0.453	0.440	0.442	0.464	
		Stride efficiency (%)	49.79	55.27	51.56	59.05	59.93	56.39	53.86	51.30	53.18	60.50	63.71	54.53	
		Stride count	35.43	33.63	34.82	32.54	32.30	33.29	34.07	34.91	34.28	32.14	31.32	440.12	



Note: Horizontal distance axis grid lines are 200m furlongs.

#### Disclaimer.

HRNZ and NZMTC and Thoroughbred Ratings Pty Ltd accepts no responsibility for the completeness or accuracy of any of the information contained herein, and makes no representations about its suitability for any particular purpose. Users should make their own judgements about those matters and/or seek independent advice. You assume all risks associated with use of the data provided on this page.



# Race Results



July 27, 2023, Race 4, XCM SPORT 2023 WINTER REWARDS HANDICAP TROT, Distance 2600m, Addington - Survey 3200m

Result	TAB no.	Horse (Barrier)	2600 to	2400m to
2nd	13	<b>Emily (15)</b>	<b>2400m</b>	<b>2200m</b>
		Position in running (margin)	-	2(1.0)
		Sectional time (s)	16.45	14.85
		Cumulative time (s)	204.26	187.81
		Speed (m/s)	12.16	13.47
		Stride length (m)	6.07	6.20
		Stride duration (s)	0.452	0.461
		Stride efficiency (%)	57.52	60.16
		Stride count	32.97	32.23

#### Disclaimer.

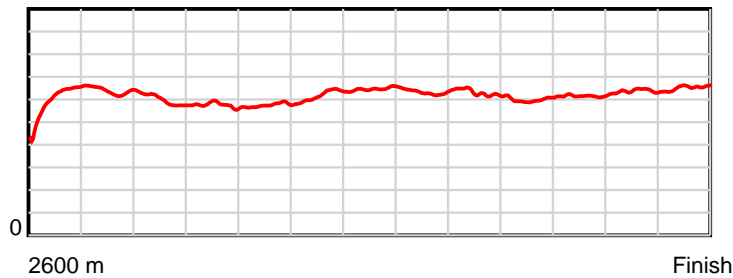
HRNZ and NZMTC and Thoroughbred Ratings Pty Ltd accepts no responsibility for the completeness or accuracy of any of the information contained herein, and makes no representations about its suitability for any particular purpose. Users should make their own judgements about those matters and/or seek independent advice. You assume all risks associated with use of the data provided on this page.

# Race Results

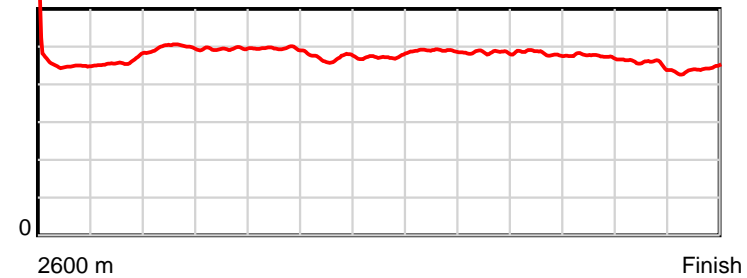
July 27, 2023, Race 4, XCM SPORT 2023 WINTER REWARDS HANDICAP TROT, Distance 2600m, Addington - Survey 3200m

Result	TAB no.	Horse (Barrier)	2200m to	2000m to	1800m to	1600m to	1400m to	1200m to	1000m to	800m to	600m to	400m to	200m to	Total or	Margin
2nd	13	<b>Emily (15)</b>	<b>2000m</b>	<b>1800m</b>	<b>1600m</b>	<b>1400m</b>	<b>1200m</b>	<b>1000m</b>	<b>800m</b>	<b>600m</b>	<b>400m</b>	<b>200m</b>	<b>WP</b>	<b>Average</b>	
		Position in running (margin)	1(0.0)	1(0.0)	1(0.0)	1(0.0)	1(0.0)	2(1.5)	2(2.4)	3(3.0)	3(3.2)	3(2.8)	3(1.9)		0.00
		Sectional time (s)	17.04	17.43	17.34	15.24	14.75	15.64	15.84	16.25	15.46	14.31	13.66		
		Cumulative time (s)	172.96	155.92	138.49	121.15	105.91	91.16	75.52	59.68	43.43	27.97	13.66	3:24.26	
		Speed (m/s)	11.74	11.47	11.53	13.12	13.56	12.79	12.63	12.31	12.94	13.98	14.64	12.73	
		Stride length (m)	5.85	5.67	5.71	6.18	6.41	6.26	6.12	5.94	6.14	6.37	6.45	6.10	
		Stride duration (s)	0.499	0.494	0.495	0.471	0.473	0.489	0.484	0.483	0.475	0.456	0.440	0.479	
		Stride efficiency (%)	53.50	50.26	51.00	59.72	64.23	61.19	58.46	55.17	58.98	63.42	65.01	58.08	
		Stride count	34.18	35.27	35.01	32.35	31.20	31.96	32.70	33.66	32.55	31.39	31.01	426.48	

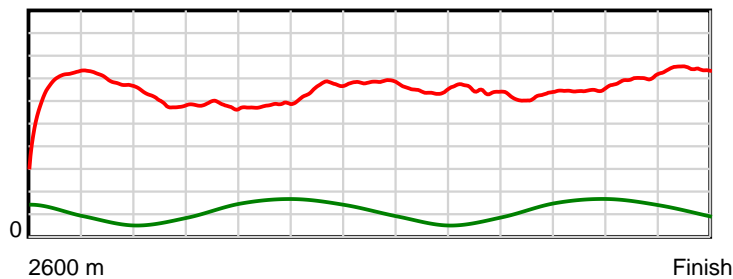
10 m Stride length



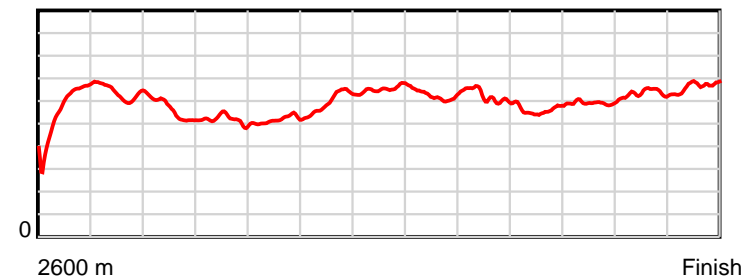
0.6 s Stride duration



20 m/sec Speed



100 % Stride efficiency



Note: Horizontal distance axis grid lines are 200m furlongs.

**Disclaimer.**

HRNZ and NZMTC and Thoroughbred Ratings Pty Ltd accepts no responsibility for the completeness or accuracy of any of the information contained herein, and makes no representations about its suitability for any particular purpose. Users should make their own judgements about those matters and/or seek independent advice. You assume all risks associated with use of the data provided on this page.



# Race Results



July 27, 2023, Race 4, XCM SPORT 2023 WINTER REWARDS HANDICAP TROT, Distance 2600m, Addington - Survey 3200m

Result	TAB no.	Horse (Barrier)	2600 to	2400m to
3rd	17	Buffy Northsta... (1)	2400m	2200m
		Position in running (margin)	-	6(6.0)
		Sectional time (s)	17.51	15.81
		Cumulative time (s)	204.55	187.04
		Speed (m/s)	11.42	12.65
		Stride length (m)	5.45	5.54
		Stride duration (s)	0.407	0.438
		Stride efficiency (%)	46.34	47.93
		Stride count	36.73	36.11

#### Disclaimer.

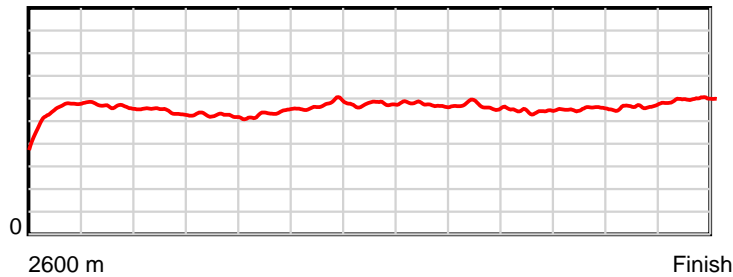
HRNZ and NZMTC and Thoroughbred Ratings Pty Ltd accepts no responsibility for the completeness or accuracy of any of the information contained herein, and makes no representations about its suitability for any particular purpose. Users should make their own judgements about those matters and/or seek independent advice. You assume all risks associated with use of the data provided on this page.

# Race Results

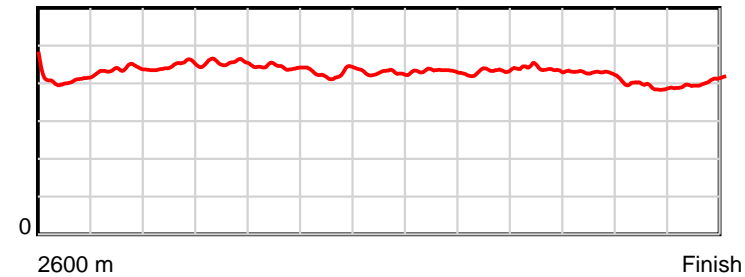
July 27, 2023, Race 4, XCM SPORT 2023 WINTER REWARDS HANDICAP TROT, Distance 2600m, Addington - Survey 3200m

Result	TAB no.	Horse (Barrier)	2200m to	2000m to	1800m to	1600m to	1400m to	1200m to	1000m to	800m to	600m to	400m to	200m to	Total or	Margin
3rd	17	<b>Buffy Northsta... (1)</b>	<b>2000m</b>	<b>1800m</b>	<b>1600m</b>	<b>1400m</b>	<b>1200m</b>	<b>1000m</b>	<b>800m</b>	<b>600m</b>	<b>400m</b>	<b>200m</b>	<b>WP</b>	<b>Average</b>	
		Position in running (margin)	6(10.8)	6(9.2)	6(9.3)	8(6.8)	7(5.5)	8(8.1)	7(7.6)	7(7.2)	6(6.0)	6(6.4)	5(3.7)		1.60
		Sectional time (s)	16.78	17.44	16.93	15.02	14.93	15.39	15.69	16.00	15.60	14.01	13.44		
		Cumulative time (s)	171.23	154.45	137.01	120.08	105.06	90.13	74.74	59.05	43.05	27.45	13.44	3:24.55	
		Speed (m/s)	11.92	11.47	11.81	13.32	13.40	13.00	12.75	12.50	12.82	14.28	14.88	12.71	
		Stride length (m)	5.33	5.22	5.24	5.70	5.73	5.63	5.51	5.48	5.46	5.59	6.00	5.52	
		Stride duration (s)	0.447	0.456	0.444	0.428	0.428	0.433	0.432	0.439	0.426	0.392	0.403	0.434	
		Stride efficiency (%)	44.31	42.65	42.89	50.69	51.33	49.47	47.43	46.96	46.57	48.83	56.16	47.62	
		Stride count	37.56	38.28	38.18	35.12	34.90	35.55	36.30	36.48	36.64	35.78	33.36	470.99	

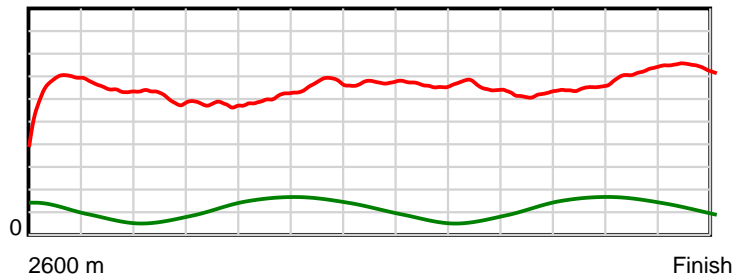
10 m Stride length



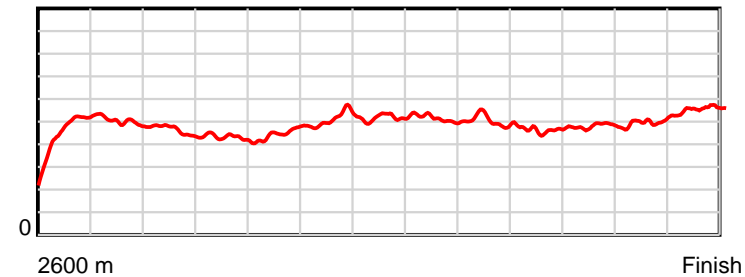
0.6 s Stride duration



20 m/sec Speed



100 % Stride efficiency



Note: Horizontal distance axis grid lines are 200m furlongs.

## Disclaimer.

HRNZ and NZMTC and Thoroughbred Ratings Pty Ltd accepts no responsibility for the completeness or accuracy of any of the information contained herein, and makes no representations about its suitability for any particular purpose. Users should make their own judgements about those matters and/or seek independent advice. You assume all risks associated with use of the data provided on this page.



# Race Results



July 27, 2023, Race 4, XCM SPORT 2023 WINTER REWARDS HANDICAP TROT, Distance 2600m, Addington - Survey 3200m

Result	TAB no.	Horse (Barrier)	2600 to	2400m to
4th	15	<b>Sebastian Coe (2)</b>	<b>2400m</b>	<b>2200m</b>
		Position in running (margin)	-	16(16.8)
		Sectional time (s)	19.17	16.24
		Cumulative time (s)	204.61	185.44
		Speed (m/s)	10.43	12.32
		Stride length (m)	5.88	6.02
		Stride duration (s)	0.489	0.488
		Stride efficiency (%)	54.07	56.55
		Stride count	34.00	33.25

#### Disclaimer.

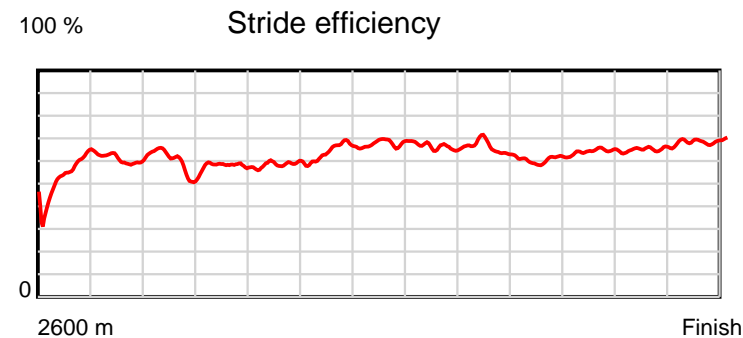
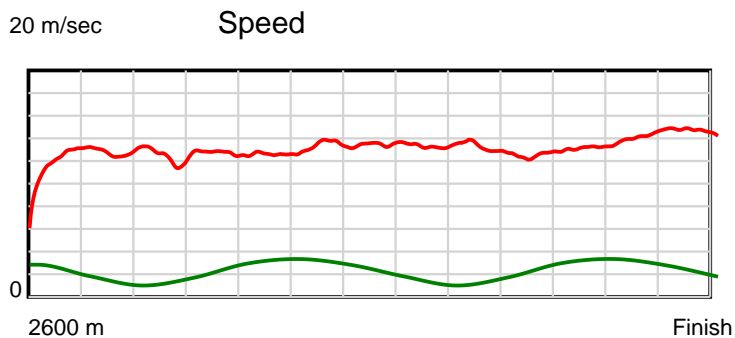
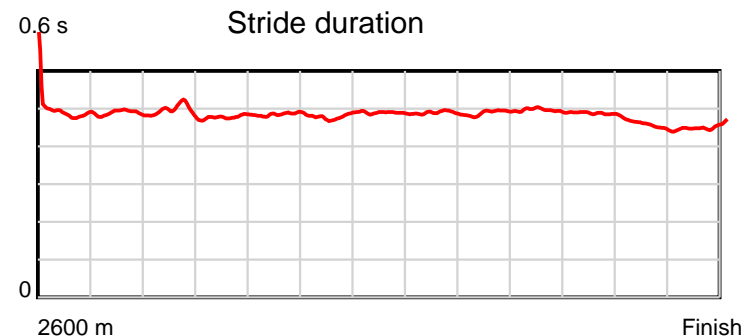
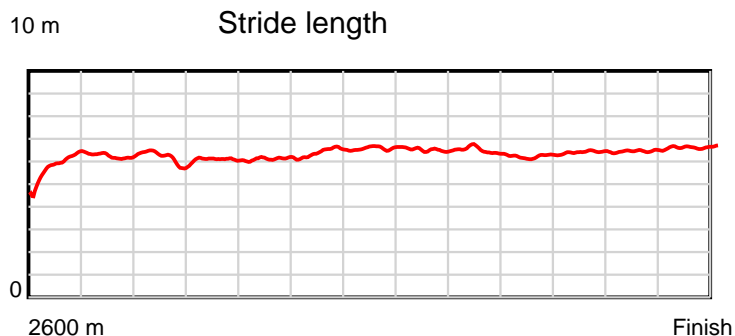
HRNZ and NZMTC and Thoroughbred Ratings Pty Ltd accepts no responsibility for the completeness or accuracy of any of the information contained herein, and makes no representations about its suitability for any particular purpose. Users should make their own judgements about those matters and/or seek independent advice. You assume all risks associated with use of the data provided on this page.



# Race Results

July 27, 2023, Race 4, XCM SPORT 2023 WINTER REWARDS HANDICAP TROT, Distance 2600m, Addington - Survey 3200m

Result	TAB no.	Horse (Barrier)	2200m to	2000m to	1800m to	1600m to	1400m to	1200m to	1000m to	800m to	600m to	400m to	200m to	Total or	Margin
4th	15	Sebastian Coe (2)	2000m	1800m	1600m	1400m	1200m	1000m	800m	600m	400m	200m	WP	Average	
		Position in running (margin)	14(24.2)	14(21.8)	8(10.9)	5(5.0)	5(4.3)	6(6.4)	5(5.9)	5(4.7)	4(3.9)	4(4.4)	4(2.8)		1.90
		Sectional time (s)	16.63	15.63	16.35	15.13	14.85	15.40	15.55	16.08	15.60	14.21	13.77		
		Cumulative time (s)	169.20	152.57	136.94	120.59	105.46	90.61	75.21	59.66	43.58	27.98	13.77	3:24.61	
		Speed (m/s)	12.03	12.80	12.23	13.22	13.47	12.99	12.86	12.44	12.82	14.07	14.52	12.71	
		Stride length (m)	5.95	6.13	5.93	6.35	6.58	6.35	6.30	6.16	6.23	6.39	6.59	6.21	
		Stride duration (s)	0.494	0.479	0.485	0.480	0.489	0.489	0.490	0.496	0.486	0.454	0.454	0.489	
		Stride efficiency (%)	55.24	58.71	54.92	62.94	67.65	62.95	62.09	59.39	60.60	63.74	67.81	60.27	
		Stride count	33.64	32.63	33.74	31.51	30.40	31.51	31.73	32.44	32.12	31.32	30.36	418.65	



Note: Horizontal distance axis grid lines are 200m furlongs.

#### Disclaimer.

HRNZ and NZMTC and Thoroughbred Ratings Pty Ltd accepts no responsibility for the completeness or accuracy of any of the information contained herein, and makes no representations about its suitability for any particular purpose. Users should make their own judgements about those matters and/or seek independent advice. You assume all risks associated with use of the data provided on this page.



# Race Results



July 27, 2023, Race 4, XCM SPORT 2023 WINTER REWARDS HANDICAP TROT, Distance 2600m, Addington - Survey 3200m

Result	TAB no.	Horse (Barrier)	2600 to	2400m to
5th	14	<b>Waihemo Hannah (3)</b>	<b>2400m</b>	<b>2200m</b>
		Position in running (margin)	-	11(13.2)
		Sectional time (s)	18.55	15.70
		Cumulative time (s)	204.82	186.27
		Speed (m/s)	10.78	12.74
		Stride length (m)	5.72	5.91
		Stride duration (s)	0.464	0.464
		Stride efficiency (%)	51.04	54.65
		Stride count	34.99	33.82

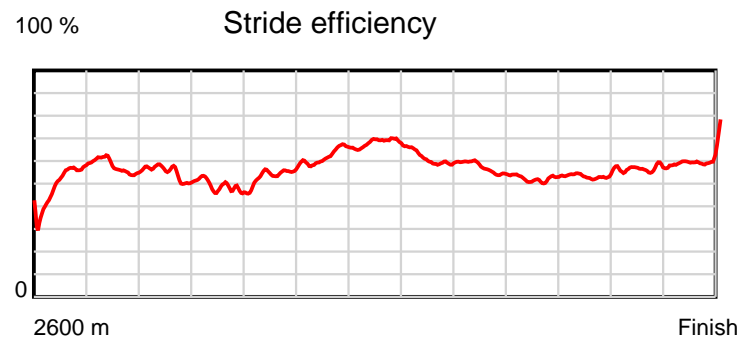
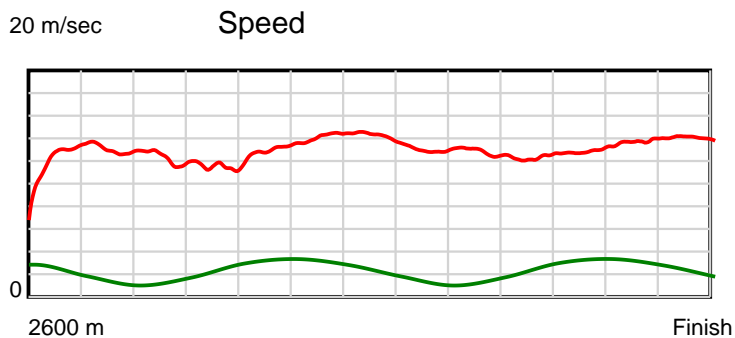
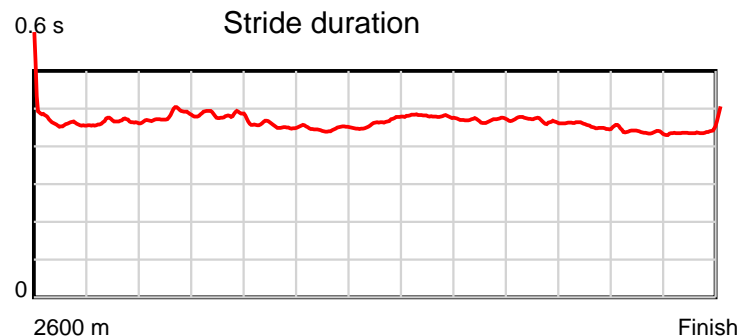
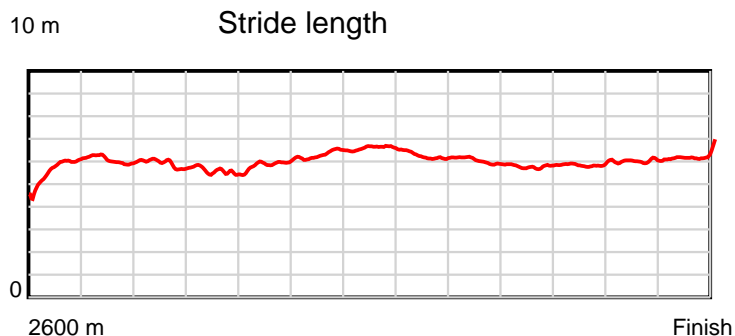
#### Disclaimer.

HRNZ and NZMTC and Thoroughbred Ratings Pty Ltd accepts no responsibility for the completeness or accuracy of any of the information contained herein, and makes no representations about its suitability for any particular purpose. Users should make their own judgements about those matters and/or seek independent advice. You assume all risks associated with use of the data provided on this page.

# Race Results

July 27, 2023, Race 4, XCM SPORT 2023 WINTER REWARDS HANDICAP TROT, Distance 2600m, Addington - Survey 3200m

Result	TAB no.	Horse (Barrier)	2200m to	2000m to	1800m to	1600m to	1400m to	1200m to	1000m to	800m to	600m to	400m to	200m to	Total or	Margin
5th	14	<b>Waihemo Hannah (3)</b>	<b>2000m</b>	<b>1800m</b>	<b>1600m</b>	<b>1400m</b>	<b>1200m</b>	<b>1000m</b>	<b>800m</b>	<b>600m</b>	<b>400m</b>	<b>200m</b>	<b>WP</b>	<b>Average</b>	
		Position in running (margin)	10(17.3)	10(15.9)	13(15.7)	7(6.5)	3(2.2)	1(0.0)	1(0.0)	1(0.0)	1(0.0)	1(0.0)	2(0.6)		3.10
		Sectional time (s)	16.80	17.40	15.81	14.52	14.15	15.48	15.75	16.22	15.53	14.56	14.35		
		Cumulative time (s)	170.57	153.77	136.37	120.56	106.04	91.89	76.41	60.66	44.44	28.91	14.35	3:24.82	
		Speed (m/s)	11.90	11.49	12.65	13.77	14.13	12.92	12.70	12.33	12.88	13.74	13.94	12.69	
		Stride length (m)	5.73	5.56	5.75	6.15	6.58	6.19	5.96	5.78	5.85	6.00	6.22	5.94	
		Stride duration (s)	0.481	0.483	0.455	0.446	0.465	0.479	0.469	0.468	0.454	0.437	0.446	0.468	
		Stride efficiency (%)	51.30	48.24	51.74	59.05	67.59	59.80	55.54	52.17	53.55	56.16	60.41	55.16	
		Stride count	34.91	35.99	34.76	32.53	30.41	32.33	33.55	34.61	34.17	33.36	32.17	437.60	



Note: Horizontal distance axis grid lines are 200m furlongs.

#### Disclaimer.

HRNZ and NZMTC and Thoroughbred Ratings Pty Ltd accepts no responsibility for the completeness or accuracy of any of the information contained herein, and makes no representations about its suitability for any particular purpose. Users should make their own judgements about those matters and/or seek independent advice. You assume all risks associated with use of the data provided on this page.



# Race Results



July 27, 2023, Race 4, XCM SPORT 2023 WINTER REWARDS HANDICAP TROT, Distance 2600m, Addington - Survey 3200m

Result	TAB no.	Horse (Barrier)	2600 to	2400m to
6th	5	<b>Bennie And The... (7)</b>	<b>2400m</b>	<b>2200m</b>
		Position in running (margin)	-	7(8.2)
		Sectional time (s)	17.74	15.81
		Cumulative time (s)	205.09	187.35
		Speed (m/s)	11.27	12.65
		Stride length (m)	5.53	5.87
		Stride duration (s)	0.447	0.464
		Stride efficiency (%)	47.77	53.89
		Stride count	36.17	34.06

#### Disclaimer.

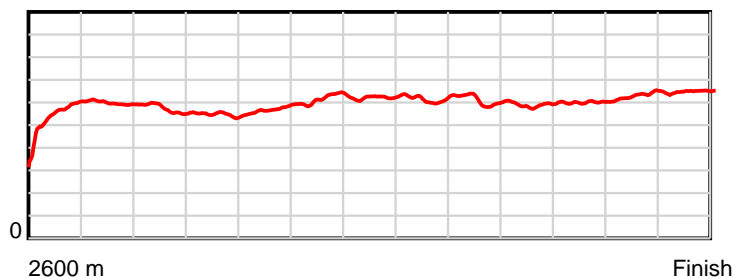
HRNZ and NZMTC and Thoroughbred Ratings Pty Ltd accepts no responsibility for the completeness or accuracy of any of the information contained herein, and makes no representations about its suitability for any particular purpose. Users should make their own judgements about those matters and/or seek independent advice. You assume all risks associated with use of the data provided on this page.

# Race Results

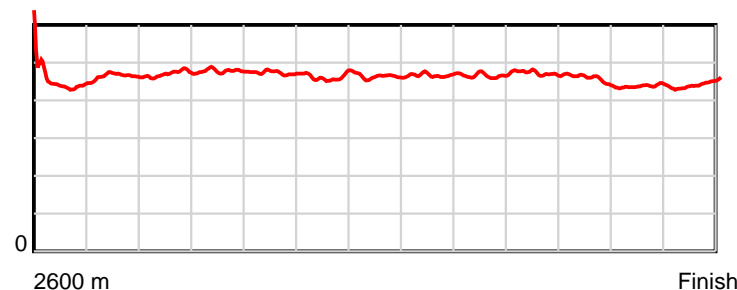
July 27, 2023, Race 4, XCM SPORT 2023 WINTER REWARDS HANDICAP TROT, Distance 2600m, Addington - Survey 3200m

Result	TAB no.	Horse (Barrier)	2200m to	2000m to	1800m to	1600m to	1400m to	1200m to	1000m to	800m to	600m to	400m to	200m to	Total or	Margin
6th	5	Bennie And The... (7)	2000m	1800m	1600m	1400m	1200m	1000m	800m	600m	400m	200m	WP	Average	
		Position in running (margin)	7(13.1)	8(11.4)	9(11.3)	10(8.9)	9(8.0)	10(10.1)	9(9.6)	9(8.5)	8(7.8)	7(7.9)	7(5.9)		4.60
		Sectional time (s)	16.77	17.41	16.94	15.10	14.86	15.39	15.55	16.11	15.54	14.14	13.73		
		Cumulative time (s)	171.54	154.77	137.36	120.42	105.32	90.46	75.07	59.52	43.41	27.87	13.73	3:25.09	
		Speed (m/s)	11.93	11.49	11.81	13.25	13.46	13.00	12.86	12.41	12.87	14.14	14.57	12.68	
		Stride length (m)	5.61	5.49	5.58	6.13	6.23	6.08	6.00	5.85	5.84	6.18	6.48	5.90	
		Stride duration (s)	0.471	0.478	0.473	0.463	0.463	0.468	0.466	0.472	0.454	0.437	0.445	0.465	
		Stride efficiency (%)	49.23	47.14	48.68	58.73	60.60	57.70	56.21	53.56	53.31	59.64	65.62	54.38	
		Stride count	35.63	36.42	35.83	32.62	32.12	32.91	33.35	34.16	34.24	32.37	30.86	440.74	

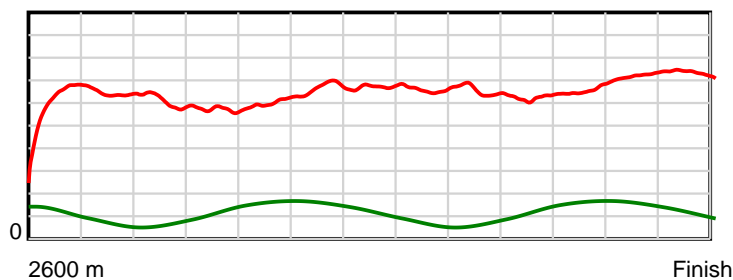
10 m Stride length



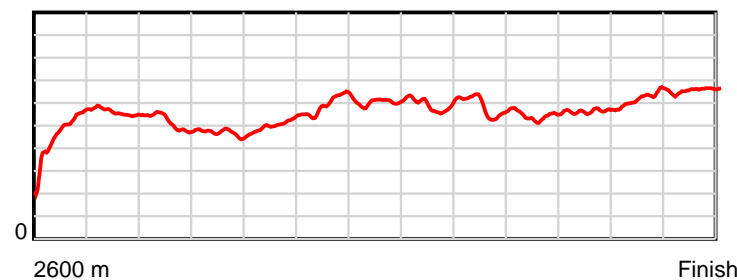
0.6 s Stride duration



20 m/sec Speed



100 % Stride efficiency



Note: Horizontal distance axis grid lines are 200m furlongs.

**Disclaimer.**

HRNZ and NZMTC and Thoroughbred Ratings Pty Ltd accepts no responsibility for the completeness or accuracy of any of the information contained herein, and makes no representations about its suitability for any particular purpose. Users should make their own judgements about those matters and/or seek independent advice. You assume all risks associated with use of the data provided on this page.



# Race Results



July 27, 2023, Race 4, XCM SPORT 2023 WINTER REWARDS HANDICAP TROT, Distance 2600m, Addington - Survey 3200m

Result	TAB no.	Horse (Barrier)	2600 to 2400m	2400m to 2200m
7th	9	Izia (11)		
		Position in running (margin)	-	1(0.0)
		Sectional time (s)	16.51	15.41
		Cumulative time (s)	205.17	188.66
		Speed (m/s)	12.11	12.98
		Stride length (m)	5.89	6.07
		Stride duration (s)	0.443	0.468
		Stride efficiency (%)	54.24	57.56
		Stride count	33.95	32.95

#### Disclaimer.

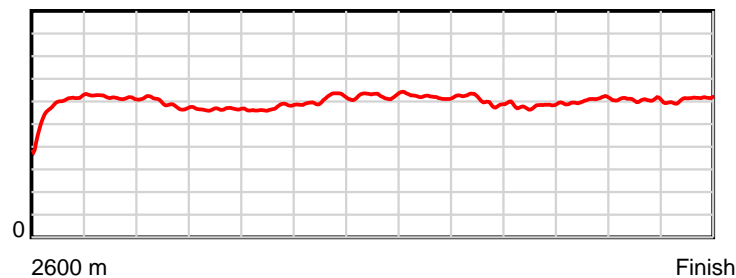
HRNZ and NZMTC and Thoroughbred Ratings Pty Ltd accepts no responsibility for the completeness or accuracy of any of the information contained herein, and makes no representations about its suitability for any particular purpose. Users should make their own judgements about those matters and/or seek independent advice. You assume all risks associated with use of the data provided on this page.

# Race Results

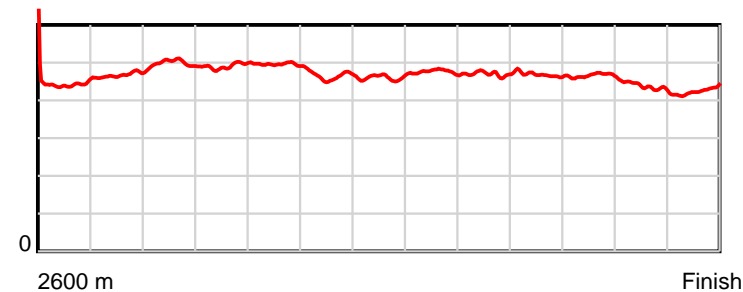
July 27, 2023, Race 4, XCM SPORT 2023 WINTER REWARDS HANDICAP TROT, Distance 2600m, Addington - Survey 3200m

Result	TAB no.	Horse (Barrier)	2200m to	2000m to	1800m to	1600m to	1400m to	1200m to	1000m to	800m to	600m to	400m to	200m to	Total or	Margin
7th	9	Izia (11)	2000m	1800m	1600m	1400m	1200m	1000m	800m	600m	400m	200m	WP	Average	
		Position in running (margin)	2(2.4)	2(2.0)	2(1.8)	2(2.4)	4(2.2)	3(3.8)	4(4.4)	4(4.5)	5(4.6)	5(5.0)	6(4.5)		5.00
		Sectional time (s)	16.97	17.40	17.44	15.21	14.77	15.57	15.77	16.23	15.61	14.38	13.90		
		Cumulative time (s)	173.25	156.28	138.88	121.44	106.23	91.46	75.89	60.12	43.89	28.28	13.90	3:25.17	
		Speed (m/s)	11.79	11.49	11.47	13.15	13.54	12.85	12.68	12.32	12.81	13.91	14.39	12.67	
		Stride length (m)	5.88	5.65	5.68	6.12	6.24	6.10	5.96	5.77	5.96	6.06	6.13	5.96	
		Stride duration (s)	0.499	0.491	0.495	0.466	0.461	0.475	0.470	0.468	0.465	0.435	0.426	0.470	
		Stride efficiency (%)	54.01	49.83	50.39	58.56	60.77	58.24	55.54	52.04	55.52	57.32	58.75	55.45	
		Stride count	34.02	35.42	35.22	32.67	32.07	32.76	33.55	34.66	33.55	33.02	32.62	436.46	

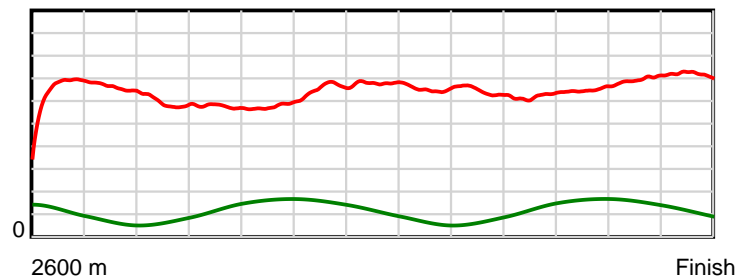
10 m Stride length



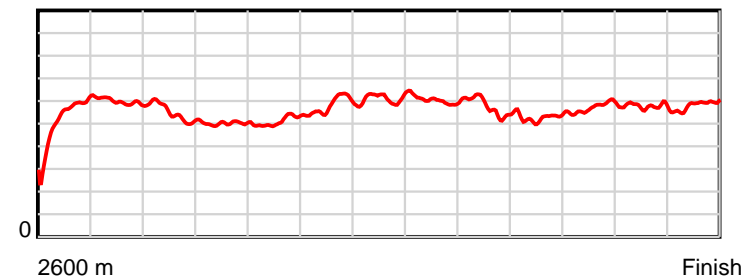
0.6 s Stride duration



20 m/sec Speed



100 % Stride efficiency



Note: Horizontal distance axis grid lines are 200m furlongs.

## Disclaimer.

HRNZ and NZMTC and Thoroughbred Ratings Pty Ltd accepts no responsibility for the completeness or accuracy of any of the information contained herein, and makes no representations about its suitability for any particular purpose. Users should make their own judgements about those matters and/or seek independent advice. You assume all risks associated with use of the data provided on this page.



# Race Results



July 27, 2023, Race 4, XCM SPORT 2023 WINTER REWARDS HANDICAP TROT, Distance 2600m, Addington - Survey 3200m

Result	TAB no.	Horse (Barrier)	2600 to	2400m to
8th	8	<b>Quik Barbie (10)</b>	<b>2400m</b>	<b>2200m</b>
		Position in running (margin)	-	5(4.7)
		Sectional time (s)	17.13	15.68
		Cumulative time (s)	205.81	188.68
		Speed (m/s)	11.68	12.76
		Stride length (m)	5.89	6.15
		Stride duration (s)	0.465	0.482
		Stride efficiency (%)	54.26	59.07
		Stride count	33.94	32.53

## Disclaimer.

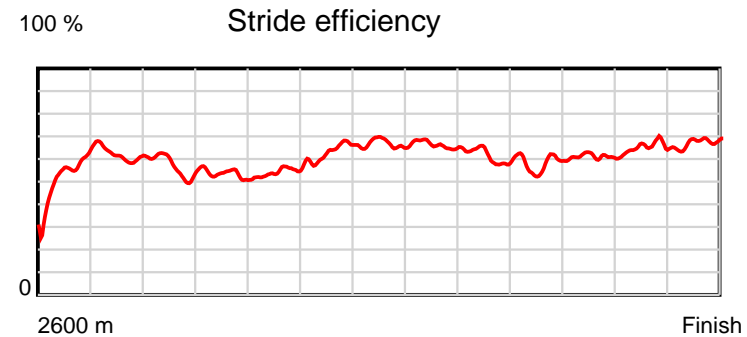
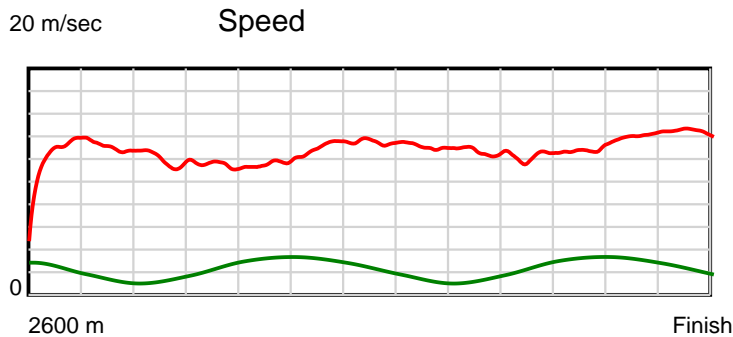
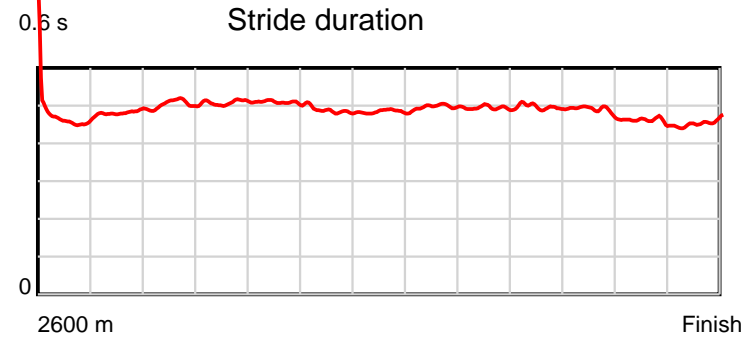
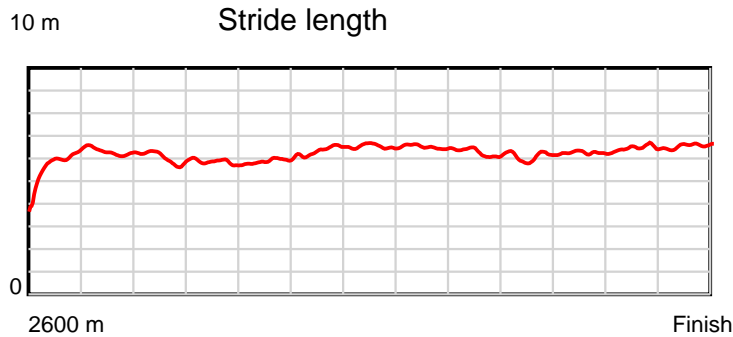
HRNZ and NZMTC and Thoroughbred Ratings Pty Ltd accepts no responsibility for the completeness or accuracy of any of the information contained herein, and makes no representations about its suitability for any particular purpose. Users should make their own judgements about those matters and/or seek independent advice. You assume all risks associated with use of the data provided on this page.



# Race Results

July 27, 2023, Race 4, XCM SPORT 2023 WINTER REWARDS HANDICAP TROT, Distance 2600m, Addington - Survey 3200m

Result	TAB no.	Horse (Barrier)	2200m to	2000m to	1800m to	1600m to	1400m to	1200m to	1000m to	800m to	600m to	400m to	200m to	Total or	Margin
8th	8	<b>Quik Barbie (10)</b>	<b>2000m</b>	<b>1800m</b>	<b>1600m</b>	<b>1400m</b>	<b>1200m</b>	<b>1000m</b>	<b>800m</b>	<b>600m</b>	<b>400m</b>	<b>200m</b>	<b>WP</b>	<b>Average</b>	
		Position in running (margin)	5(8.8)	5(8.8)	5(8.1)	9(8.7)	10(8.3)	9(9.5)	10(10.1)	10(10.4)	11(10.5)	11(11.6)	11(10.2)		8.60
		Sectional time (s)	17.05	17.31	17.45	15.17	14.71	15.58	15.79	16.22	15.72	14.24	13.76		
		Cumulative time (s)	173.00	155.95	138.64	121.19	106.02	91.31	75.73	59.94	43.72	28.00	13.76	3:25.81	
		Speed (m/s)	11.73	11.55	11.46	13.18	13.60	12.84	12.67	12.33	12.72	14.04	14.53	12.63	
		Stride length (m)	5.91	5.87	5.83	6.42	6.58	6.39	6.25	6.13	6.20	6.45	6.64	6.20	
		Stride duration (s)	0.504	0.508	0.509	0.487	0.484	0.498	0.493	0.497	0.487	0.459	0.457	0.490	
		Stride efficiency (%)	54.60	53.91	53.14	64.49	67.56	63.76	60.96	58.66	59.98	64.94	68.90	60.00	
		Stride count	33.84	34.05	34.30	31.13	30.42	31.31	32.02	32.64	32.28	31.02	30.12	419.60	



Note: Horizontal distance axis grid lines are 200m furlongs.

#### Disclaimer.

HRNZ and NZMTC and Thoroughbred Ratings Pty Ltd accepts no responsibility for the completeness or accuracy of any of the information contained herein, and makes no representations about its suitability for any particular purpose. Users should make their own judgements about those matters and/or seek independent advice. You assume all risks associated with use of the data provided on this page.



# Race Results



July 27, 2023, Race 4, XCM SPORT 2023 WINTER REWARDS HANDICAP TROT, Distance 2600m, Addington - Survey 3200m

Result	TAB no.	Horse (Barrier)	2600 to	2400m to
9th	16	<b>Bonnie Bagrie (0)</b>	<b>2400m</b>	<b>2200m</b>
		Position in running (margin)	-	8(10.4)
		Sectional time (s)	18.09	15.77
		Cumulative time (s)	206.06	187.97
		Speed (m/s)	11.06	12.68
		Stride length (m)	5.58	5.61
		Stride duration (s)	0.439	0.443
		Stride efficiency (%)	48.57	49.24
		Stride count	35.87	35.63

## Disclaimer.

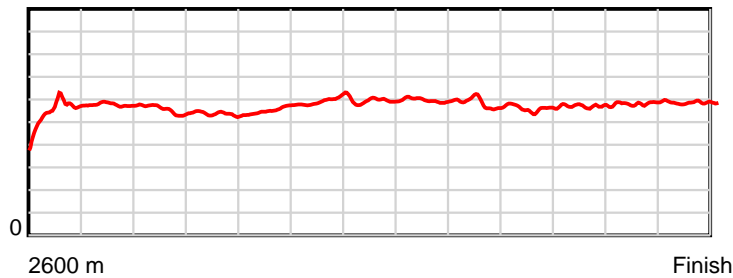
HRNZ and NZMTC and Thoroughbred Ratings Pty Ltd accepts no responsibility for the completeness or accuracy of any of the information contained herein, and makes no representations about its suitability for any particular purpose. Users should make their own judgements about those matters and/or seek independent advice. You assume all risks associated with use of the data provided on this page.

# Race Results

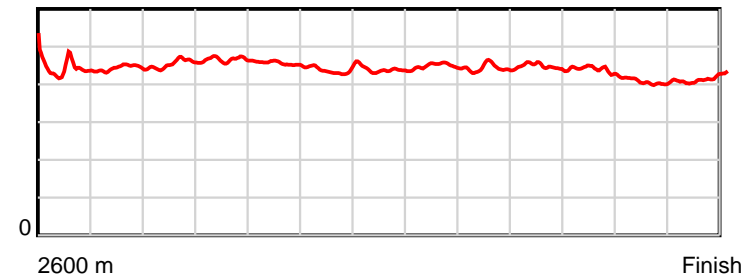
July 27, 2023, Race 4, XCM SPORT 2023 WINTER REWARDS HANDICAP TROT, Distance 2600m, Addington - Survey 3200m

Result	TAB no.	Horse (Barrier)	2200m to	2000m to	1800m to	1600m to	1400m to	1200m to	1000m to	800m to	600m to	400m to	200m to	Total or	Margin
9th	16	Bonnie Bagrie (0)	2000m	1800m	1600m	1400m	1200m	1000m	800m	600m	400m	200m	WP	Average	
		Position in running (margin)	9(15.0)	9(13.8)	11(14.1)	12(10.5)	11(9.4)	11(11.5)	12(12.1)	11(11.1)	10(10.0)	10(9.9)	9(8.6)		10.00
		Sectional time (s)	16.85	17.48	16.74	15.06	14.85	15.57	15.59	16.03	15.51	14.26	14.26		
		Cumulative time (s)	172.20	155.35	137.87	121.13	106.07	91.22	75.65	60.06	44.03	28.52	14.26	3:26.06	
		Speed (m/s)	11.87	11.44	11.95	13.28	13.47	12.85	12.83	12.48	12.89	14.03	14.03	12.62	
		Stride length (m)	5.40	5.33	5.44	5.84	5.88	5.77	5.69	5.59	5.63	5.70	5.84	5.63	
		Stride duration (s)	0.455	0.466	0.455	0.440	0.437	0.450	0.443	0.448	0.436	0.406	0.416	0.446	
		Stride efficiency (%)	45.61	44.45	46.22	53.36	53.98	52.09	50.52	48.78	49.45	50.70	53.26	49.58	
		Stride count	37.02	37.50	36.77	34.23	34.03	34.64	35.18	35.80	35.55	35.11	34.26	461.59	

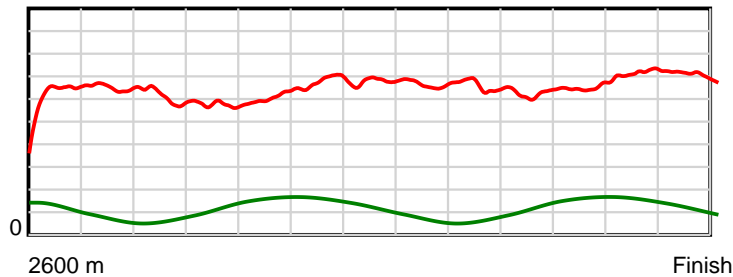
10 m Stride length



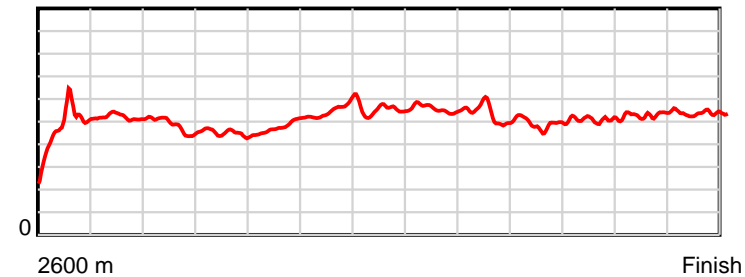
0.6 s Stride duration



20 m/sec Speed



100 % Stride efficiency



Note: Horizontal distance axis grid lines are 200m furlongs.

**Disclaimer.**

HRNZ and NZMTC and Thoroughbred Ratings Pty Ltd accepts no responsibility for the completeness or accuracy of any of the information contained herein, and makes no representations about its suitability for any particular purpose. Users should make their own judgements about those matters and/or seek independent advice. You assume all risks associated with use of the data provided on this page.



# Race Results



July 27, 2023, Race 4, XCM SPORT 2023 WINTER REWARDS HANDICAP TROT, Distance 2600m, Addington - Survey 3200m

Result	TAB no.	Horse (Barrier)	2600 to	2400m to
10th	3	Take After Me (5)	2400m	2200m
		Position in running (margin)	-	4(4.2)
		Sectional time (s)	17.05	15.42
		Cumulative time (s)	206.36	189.31
		Speed (m/s)	11.73	12.97
		Stride length (m)	5.48	5.80
		Stride duration (s)	0.435	0.447
		Stride efficiency (%)	46.95	52.50
		Stride count	36.49	34.50

## Disclaimer.

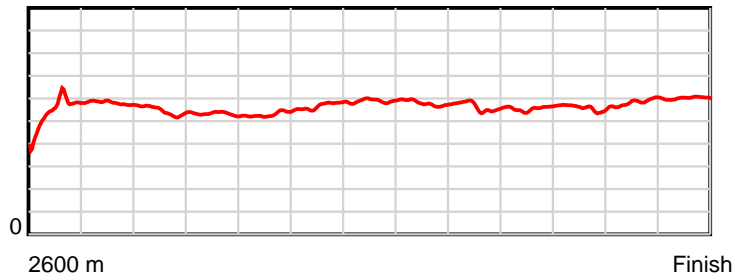
HRNZ and NZMTC and Thoroughbred Ratings Pty Ltd accepts no responsibility for the completeness or accuracy of any of the information contained herein, and makes no representations about its suitability for any particular purpose. Users should make their own judgements about those matters and/or seek independent advice. You assume all risks associated with use of the data provided on this page.

# Race Results

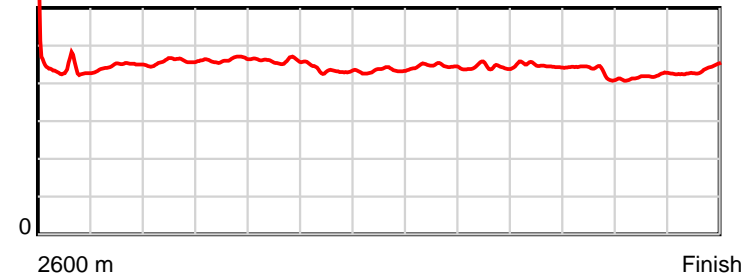
July 27, 2023, Race 4, XCM SPORT 2023 WINTER REWARDS HANDICAP TROT, Distance 2600m, Addington - Survey 3200m

Result	TAB no.	Horse (Barrier)	2200m to	2000m to	1800m to	1600m to	1400m to	1200m to	1000m to	800m to	600m to	400m to	200m to	Total or	Margin
10th	3	Take After Me (5)	2000m	1800m	1600m	1400m	1200m	1000m	800m	600m	400m	200m	WP	Average	
		Position in running (margin)	4(6.7)	4(6.2)	4(5.9)	6(6.3)	8(6.3)	7(7.8)	8(7.8)	8(8.2)	9(8.4)	9(9.0)	8(8.6)		11.70
		Sectional time (s)	16.97	17.38	17.41	15.23	14.76	15.47	15.81	16.25	15.62	14.40	14.59		
		Cumulative time (s)	173.89	156.92	139.54	122.13	106.90	92.14	76.67	60.86	44.61	28.99	14.59	3:26.36	
		Speed (m/s)	11.79	11.51	11.49	13.13	13.55	12.93	12.65	12.31	12.80	13.89	13.71	12.60	
		Stride length (m)	5.39	5.33	5.29	5.72	5.88	5.76	5.60	5.51	5.54	5.80	5.97	5.61	
		Stride duration (s)	0.458	0.463	0.460	0.436	0.434	0.446	0.443	0.448	0.433	0.418	0.436	0.446	
		Stride efficiency (%)	45.47	44.31	43.68	51.21	53.95	51.93	49.05	47.51	48.00	52.54	55.74	49.24	
		Stride count	37.08	37.56	37.83	34.94	34.04	34.69	35.70	36.27	36.09	34.49	33.49	463.17	

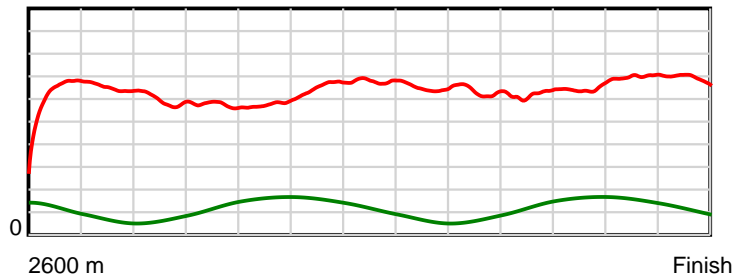
10 m Stride length



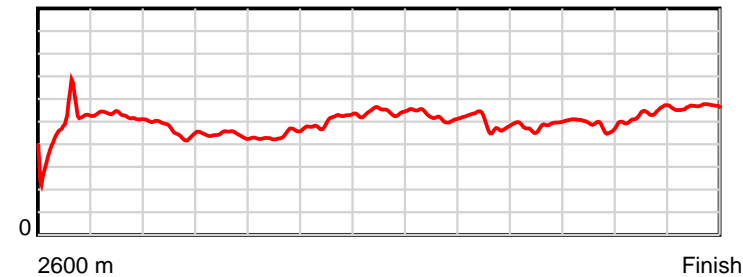
0.6 s Stride duration



20 m/sec Speed



100 % Stride efficiency



Note: Horizontal distance axis grid lines are 200m furlongs.

**Disclaimer.**

HRNZ and NZMTC and Thoroughbred Ratings Pty Ltd accepts no responsibility for the completeness or accuracy of any of the information contained herein, and makes no representations about its suitability for any particular purpose. Users should make their own judgements about those matters and/or seek independent advice. You assume all risks associated with use of the data provided on this page.



# Race Results



July 27, 2023, Race 4, XCM SPORT 2023 WINTER REWARDS HANDICAP TROT, Distance 2600m, Addington - Survey 3200m

Result	TAB no.	Horse (Barrier)	2600 to	2400m to
11th	10	Paige (12)	2400m	2200m
		Position in running (margin)	-	13(15.0)
		Sectional time (s)	18.95	16.20
		Cumulative time (s)	206.38	187.43
		Speed (m/s)	10.55	12.35
		Stride length (m)	5.58	5.89
		Stride duration (s)	0.478	0.477
		Stride efficiency (%)	48.66	54.13
		Stride count	35.84	33.98

#### Disclaimer.

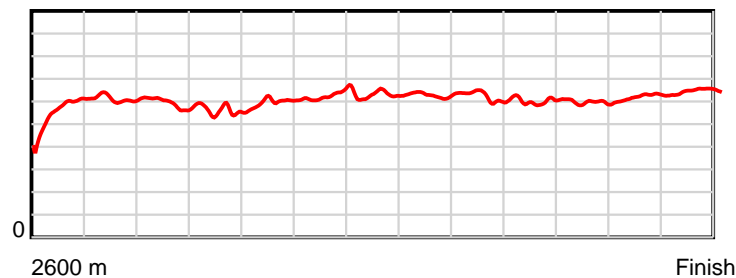
HRNZ and NZMTC and Thoroughbred Ratings Pty Ltd accepts no responsibility for the completeness or accuracy of any of the information contained herein, and makes no representations about its suitability for any particular purpose. Users should make their own judgements about those matters and/or seek independent advice. You assume all risks associated with use of the data provided on this page.

# Race Results

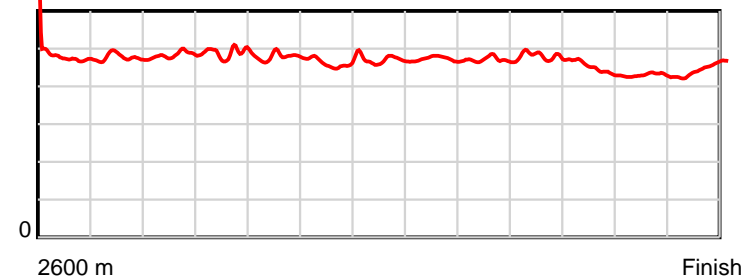
July 27, 2023, Race 4, XCM SPORT 2023 WINTER REWARDS HANDICAP TROT, Distance 2600m, Addington - Survey 3200m

Result	TAB no.	Horse (Barrier)	2200m to	2000m to	1800m to	1600m to	1400m to	1200m to	1000m to	800m to	600m to	400m to	200m to	Total or	Margin
11th	10	Paige (12)	2000m	1800m	1600m	1400m	1200m	1000m	800m	600m	400m	200m	WP	Average	
		Position in running (margin)	13(22.2)	13(19.8)	15(20.3)	15(14.7)	14(12.9)	14(15.8)	15(16.0)	14(14.6)	14(14.1)	13(13.3)	12(11.8)		11.80
		Sectional time (s)	16.65	17.52	16.41	14.94	14.98	15.51	15.51	16.12	15.40	14.21	13.98		
		Cumulative time (s)	171.23	154.58	137.06	120.65	105.71	90.73	75.22	59.71	43.59	28.19	13.98	3:26.38	
		Speed (m/s)	12.01	11.42	12.19	13.39	13.35	12.89	12.89	12.41	12.99	14.07	14.31	12.60	
		Stride length (m)	5.80	5.60	5.82	6.23	6.25	6.10	6.07	5.96	5.78	6.04	6.44	5.96	
		Stride duration (s)	0.483	0.491	0.478	0.465	0.468	0.473	0.471	0.480	0.445	0.429	0.450	0.473	
		Stride efficiency (%)	52.66	49.03	52.99	60.62	61.02	58.11	57.51	55.48	52.21	57.02	64.74	55.43	
		Stride count	34.45	35.71	34.34	32.11	32.01	32.80	32.97	33.57	34.60	33.11	31.07	436.56	

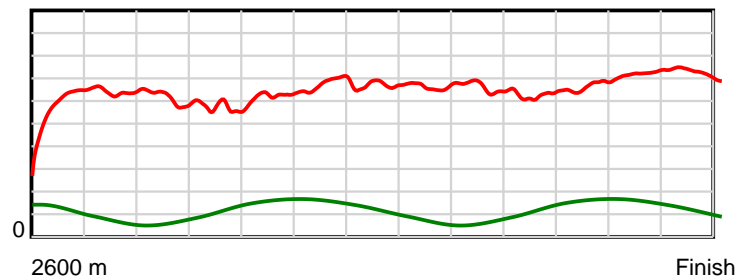
10 m Stride length



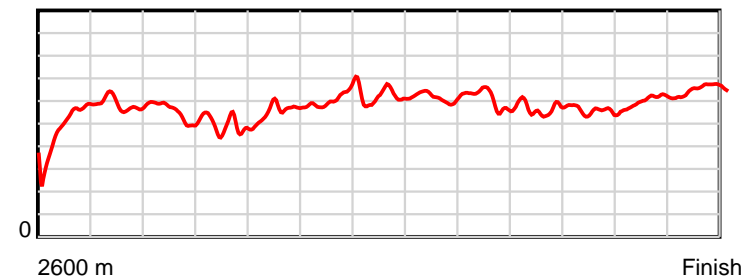
0.6 s Stride duration



20 m/sec Speed



100 % Stride efficiency



Note: Horizontal distance axis grid lines are 200m furlongs.

**Disclaimer.**

HRNZ and NZMTC and Thoroughbred Ratings Pty Ltd accepts no responsibility for the completeness or accuracy of any of the information contained herein, and makes no representations about its suitability for any particular purpose. Users should make their own judgements about those matters and/or seek independent advice. You assume all risks associated with use of the data provided on this page.



# Race Results



July 27, 2023, Race 4, XCM SPORT 2023 WINTER REWARDS HANDICAP TROT, Distance 2600m, Addington - Survey 3200m

Result	TAB no.	Horse (Barrier)	2600 to	2400m to
12th	12	Salvo (14)	2400m	2200m
		Position in running (margin)	-	9(12.3)
		Sectional time (s)	18.29	16.16
		Cumulative time (s)	206.61	188.32
		Speed (m/s)	10.94	12.38
		Stride length (m)	7.06	15.72
		Stride duration (s)	0.592	1.270
		Stride efficiency (%)	77.96	386.14
		Stride count	28.32	12.72

## Disclaimer.

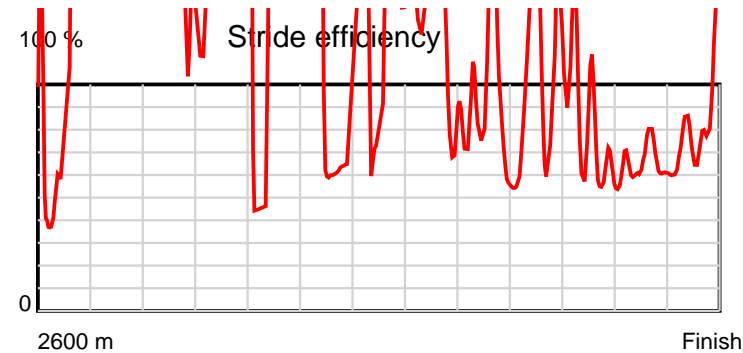
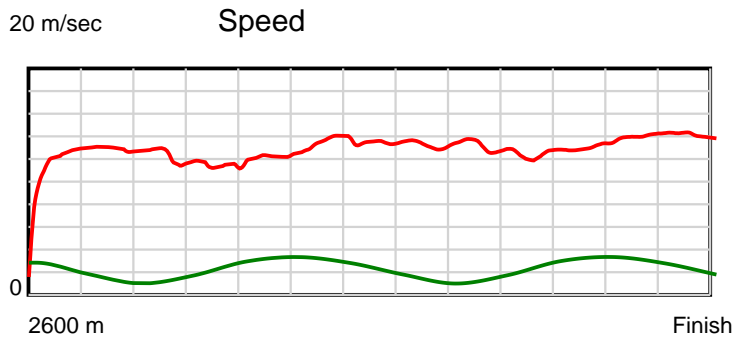
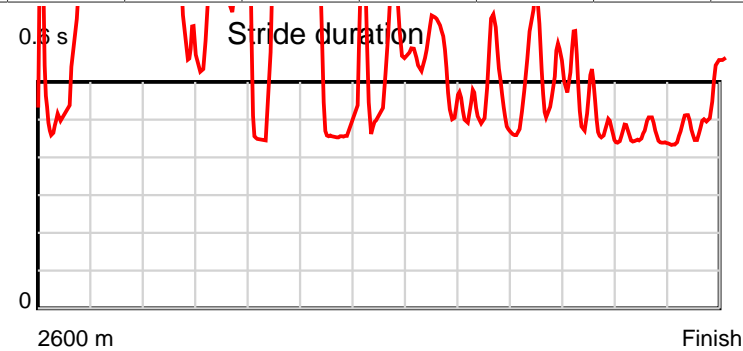
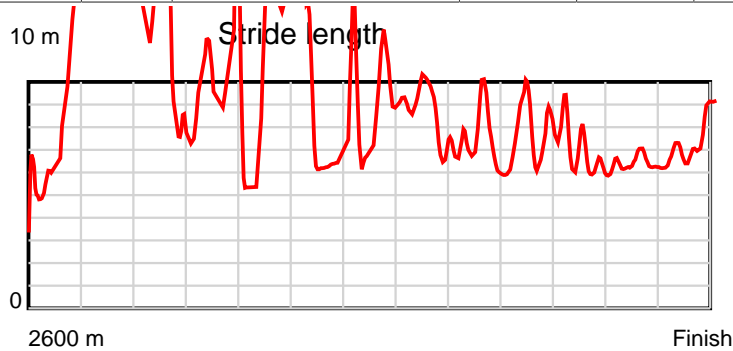
HRNZ and NZMTC and Thoroughbred Ratings Pty Ltd accepts no responsibility for the completeness or accuracy of any of the information contained herein, and makes no representations about its suitability for any particular purpose. Users should make their own judgements about those matters and/or seek independent advice. You assume all risks associated with use of the data provided on this page.



# Race Results

July 27, 2023, Race 4, XCM SPORT 2023 WINTER REWARDS HANDICAP TROT, Distance 2600m, Addington - Survey 3200m

Result	TAB no.	Horse (Barrier)	2200m to	2000m to	1800m to	1600m to	1400m to	1200m to	1000m to	800m to	600m to	400m to	200m to	Total or	Margin
12th	12	Salvo (14)	2000m	1800m	1600m	1400m	1200m	1000m	800m	600m	400m	200m	WP	Average	
		Position in running (margin)	11(19.2)	12(17.6)	14(18.2)	13(12.5)	13(11.2)	13(13.8)	13(13.6)	13(13.1)	12(12.0)	12(12.3)	14(12.7)		13.10
		Sectional time (s)	16.78	17.53	16.39	15.02	14.94	15.45	15.66	16.03	15.58	14.53	14.25		
		Cumulative time (s)	172.16	155.38	137.85	121.46	106.44	91.50	76.05	60.39	44.36	28.78	14.25	3:26.61	
		Speed (m/s)	11.92	11.41	12.20	13.32	13.39	12.94	12.77	12.48	12.84	13.76	14.04	12.58	
		Stride length (m)	8.51	7.31	9.16	6.80	7.54	7.24	6.78	7.38	6.46	6.17	7.66	7.57	
		Stride duration (s)	0.714	0.641	0.750	0.511	0.563	0.559	0.531	0.592	0.503	0.448	0.546	0.602	
		Stride efficiency (%)	113.11	83.48	131.04	72.33	88.79	81.91	71.76	85.15	65.17	59.57	91.71	89.60	
		Stride count	23.51	27.36	21.84	29.40	26.53	27.62	29.51	27.09	30.97	32.39	26.11	343.37	



Note: Horizontal distance axis grid lines are 200m furlongs.

**Disclaimer.**

HRNZ and NZMTC and Thoroughbred Ratings Pty Ltd accepts no responsibility for the completeness or accuracy of any of the information contained herein, and makes no representations about its suitability for any particular purpose. Users should make their own judgements about those matters and/or seek independent advice. You assume all risks associated with use of the data provided on this page.



# Race Results



July 27, 2023, Race 4, XCM SPORT 2023 WINTER REWARDS HANDICAP TROT, Distance 2600m, Addington - Survey 3200m

Result	TAB no.	Horse (Barrier)	2600 to	2400m to
13th	1	<b>Tres Magnifiqu... (4)</b>	<b>2400m</b>	<b>2200m</b>
		Position in running (margin)	-	3(1.7)
		Sectional time (s)	16.71	15.25
		Cumulative time (s)	206.84	190.13
		Speed (m/s)	11.97	13.11
		Stride length (m)	5.44	6.20
		Stride duration (s)	0.455	0.473
		Stride efficiency (%)	46.25	60.03
		Stride count	36.76	32.27

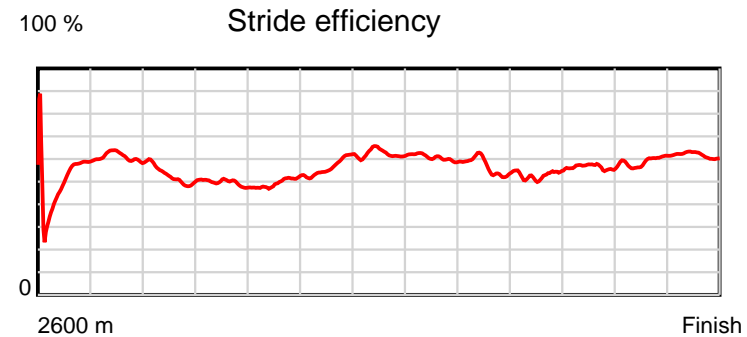
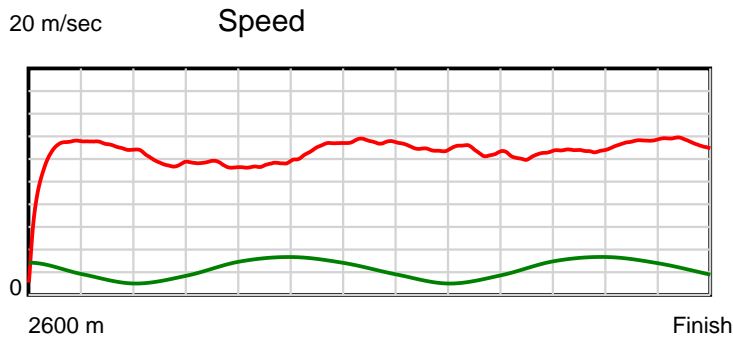
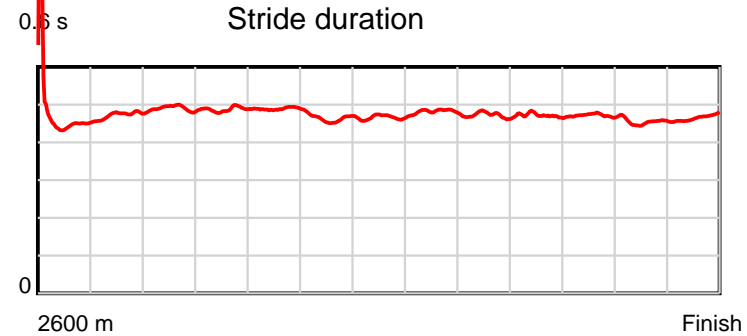
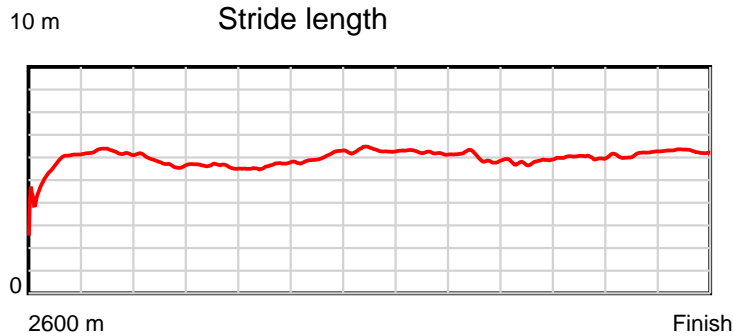
#### Disclaimer.

HRNZ and NZMTC and Thoroughbred Ratings Pty Ltd accepts no responsibility for the completeness or accuracy of any of the information contained herein, and makes no representations about its suitability for any particular purpose. Users should make their own judgements about those matters and/or seek independent advice. You assume all risks associated with use of the data provided on this page.

# Race Results

July 27, 2023, Race 4, XCM SPORT 2023 WINTER REWARDS HANDICAP TROT, Distance 2600m, Addington - Survey 3200m

Result	TAB no.	Horse (Barrier)	2200m to	2000m to	1800m to	1600m to	1400m to	1200m to	1000m to	800m to	600m to	400m to	200m to	Total or	Margin
13th	1	Tres Magnificu... (4)	2000m	1800m	1600m	1400m	1200m	1000m	800m	600m	400m	200m	WP	Average	
		Position in running (margin)	3(3.2)	3(4.0)	3(3.5)	3(4.1)	6(4.5)	5(6.0)	6(6.1)	6(6.0)	7(6.3)	8(8.0)	10(9.8)		14.40
		Sectional time (s)	17.18	17.34	17.44	15.31	14.75	15.49	15.74	16.26	15.81	14.77	14.79		
		Cumulative time (s)	174.88	157.70	140.36	122.92	107.61	92.86	77.37	61.63	45.37	29.56	14.79	3:26.84	
		Speed (m/s)	11.64	11.53	11.47	13.06	13.56	12.91	12.71	12.30	12.65	13.54	13.52	12.57	
		Stride length (m)	5.71	5.62	5.61	6.06	6.32	6.22	5.99	5.80	5.96	6.15	6.31	5.94	
		Stride duration (s)	0.490	0.488	0.489	0.464	0.466	0.482	0.472	0.471	0.471	0.454	0.467	0.473	
		Stride efficiency (%)	50.91	49.38	49.14	57.42	62.33	60.50	56.13	52.50	55.50	59.16	62.28	55.13	
		Stride count	35.04	35.58	35.67	32.99	31.67	32.14	33.37	34.51	33.56	32.50	31.68	437.74	



Note: Horizontal distance axis grid lines are 200m furlongs.

#### Disclaimer.

HRNZ and NZMTC and Thoroughbred Ratings Pty Ltd accepts no responsibility for the completeness or accuracy of any of the information contained herein, and makes no representations about its suitability for any particular purpose. Users should make their own judgements about those matters and/or seek independent advice. You assume all risks associated with use of the data provided on this page.



# Race Results



July 27, 2023, Race 4, XCM SPORT 2023 WINTER REWARDS HANDICAP TROT, Distance 2600m, Addington - Survey 3200m

Result	TAB no.	Horse (Barrier)	2600 to	2400m to
14th	2	Rachmaninov (6)	2400m	2200m
		Position in running (margin)	-	10(13.2)
		Sectional time (s)	18.54	15.18
		Cumulative time (s)	207.05	188.51
		Speed (m/s)	10.79	13.18
		Stride length (m)	5.08	6.28
		Stride duration (s)	0.465	0.477
		Stride efficiency (%)	40.37	61.60
		Stride count	39.35	31.85

#### Disclaimer.

HRNZ and NZMTC and Thoroughbred Ratings Pty Ltd accepts no responsibility for the completeness or accuracy of any of the information contained herein, and makes no representations about its suitability for any particular purpose. Users should make their own judgements about those matters and/or seek independent advice. You assume all risks associated with use of the data provided on this page.



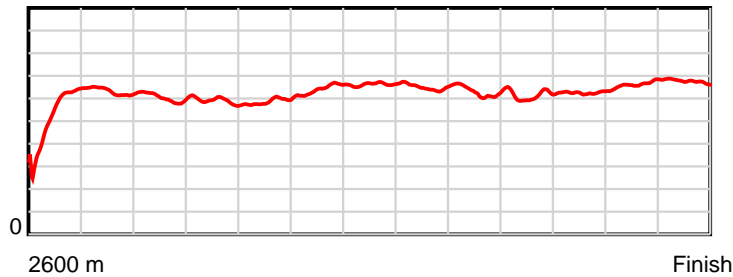
# Race Results



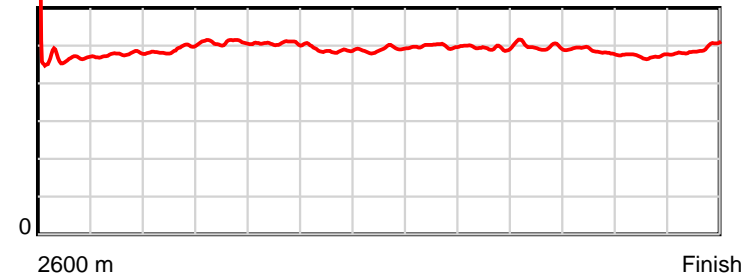
July 27, 2023, Race 4, XCM SPORT 2023 WINTER REWARDS HANDICAP TROT, Distance 2600m, Addington - Survey 3200m

Result	TAB no.	Horse (Barrier)	2200m to	2000m to	1800m to	1600m to	1400m to	1200m to	1000m to	800m to	600m to	400m to	200m to	Total or	Margin
14th	2	Rachmaninov (6)	2000m	1800m	1600m	1400m	1200m	1000m	800m	600m	400m	200m	WP	Average	
		Position in running (margin)	8(14.2)	7(11.0)	7(10.4)	11(10.1)	12(10.0)	12(11.9)	11(11.5)	12(12.2)	13(12.4)	14(14.0)	13(12.5)		15.50
		Sectional time (s)	16.50	17.34	17.29	15.22	14.83	15.41	15.86	16.24	15.79	14.22	14.63		
		Cumulative time (s)	173.33	156.83	139.49	122.20	106.98	92.15	76.74	60.88	44.64	28.85	14.63	3:27.05	
		Speed (m/s)	12.12	11.53	11.57	13.14	13.49	12.98	12.61	12.32	12.67	14.06	13.67	12.56	
		Stride length (m)	5.93	5.87	5.85	6.43	6.60	6.47	6.23	6.13	6.15	6.65	6.73	6.15	
		Stride duration (s)	0.489	0.509	0.506	0.489	0.489	0.499	0.494	0.498	0.486	0.473	0.493	0.490	
		Stride efficiency (%)	54.99	53.90	53.56	64.55	68.09	65.44	60.62	58.75	59.15	69.09	70.85	59.18	
		Stride count	33.72	34.06	34.16	31.12	30.30	30.91	32.11	32.62	32.51	30.08	29.70	422.49	

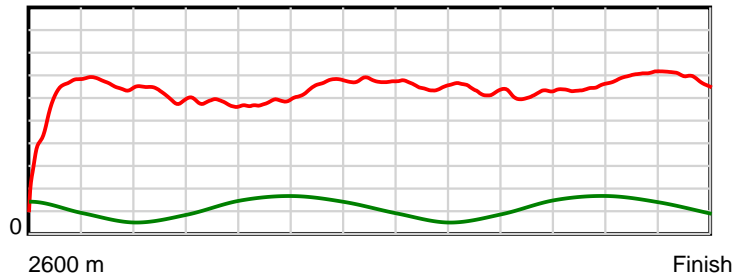
10 m Stride length



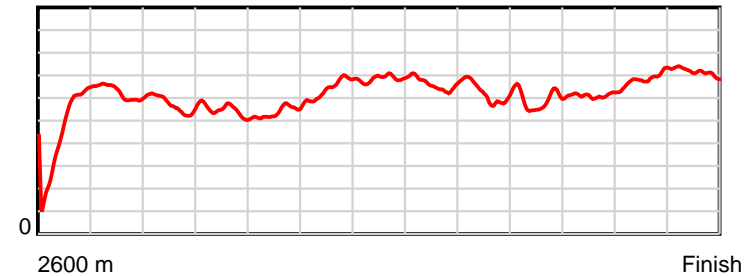
0.6 s Stride duration



20 m/sec Speed



100 % Stride efficiency



Note: Horizontal distance axis grid lines are 200m furlongs.

## Disclaimer.

HRNZ and NZMTC and Thoroughbred Ratings Pty Ltd accepts no responsibility for the completeness or accuracy of any of the information contained herein, and makes no representations about its suitability for any particular purpose. Users should make their own judgements about those matters and/or seek independent advice. You assume all risks associated with use of the data provided on this page.



# Race Results



July 27, 2023, Race 4, XCM SPORT 2023 WINTER REWARDS HANDICAP TROT, Distance 2600m, Addington - Survey 3200m

Result	TAB no.	Horse (Barrier)	2600 to 2400m	2400m to 2200m
15th	6	Curator (8)		
		Position in running (margin)	-	14(16.4)
		Sectional time (s)	19.04	15.67
		Cumulative time (s)	207.46	188.42
		Speed (m/s)	10.50	12.76
		Stride length (m)	5.32	5.71
		Stride duration (s)	0.451	0.447
		Stride efficiency (%)	44.16	50.91
		Stride count	37.62	35.04

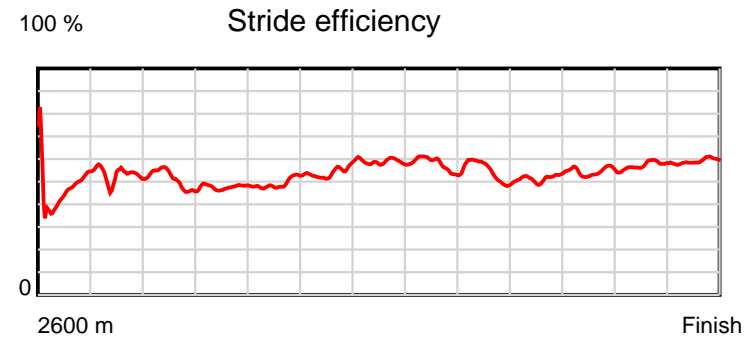
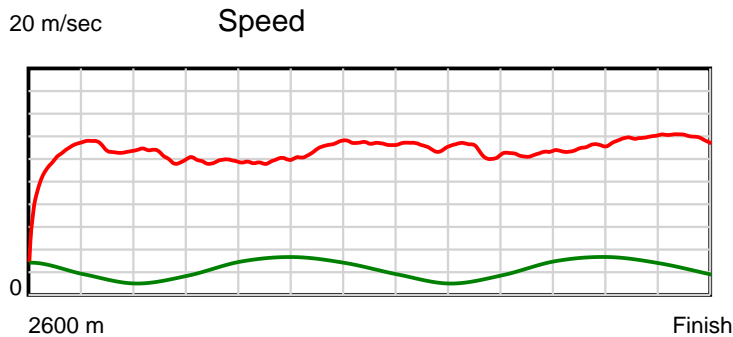
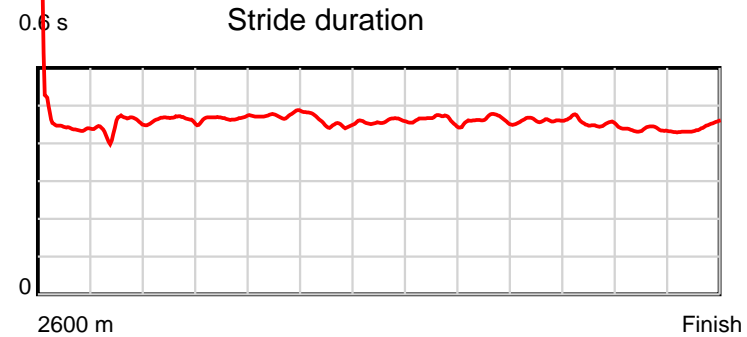
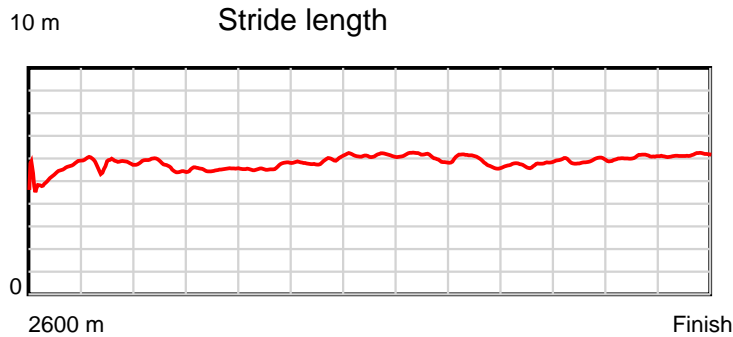
## Disclaimer.

HRNZ and NZMTC and Thoroughbred Ratings Pty Ltd accepts no responsibility for the completeness or accuracy of any of the information contained herein, and makes no representations about its suitability for any particular purpose. Users should make their own judgements about those matters and/or seek independent advice. You assume all risks associated with use of the data provided on this page.

# Race Results

July 27, 2023, Race 4, XCM SPORT 2023 WINTER REWARDS HANDICAP TROT, Distance 2600m, Addington - Survey 3200m

Result	TAB no.	Horse (Barrier)	2200m to	2000m to	1800m to	1600m to	1400m to	1200m to	1000m to	800m to	600m to	400m to	200m to	Total or	Margin
15th	6	Curator (8)	2000m	1800m	1600m	1400m	1200m	1000m	800m	600m	400m	200m	WP	Average	
		Position in running (margin)	12(20.4)	11(17.3)	12(14.1)	14(12.5)	15(13.5)	15(16.5)	14(15.4)	15(16.2)	15(14.9)	15(15.9)	15(16.3)		17.80
		Sectional time (s)	16.53	16.90	17.07	15.40	15.02	15.28	15.88	16.01	15.69	14.53	14.44		
		Cumulative time (s)	172.75	156.22	139.32	122.25	106.85	91.83	76.55	60.67	44.66	28.97	14.44	3:27.46	
		Speed (m/s)	12.10	11.83	11.72	12.99	13.32	13.09	12.59	12.49	12.75	13.76	13.85	12.53	
		Stride length (m)	5.60	5.53	5.56	5.92	6.11	6.04	5.84	5.75	5.79	6.00	6.13	5.78	
		Stride duration (s)	0.463	0.467	0.475	0.456	0.459	0.461	0.464	0.460	0.454	0.436	0.443	0.461	
		Stride efficiency (%)	48.96	47.86	48.36	54.73	58.28	56.97	53.26	51.73	52.37	56.32	58.77	52.25	
		Stride count	35.73	36.14	35.95	33.79	32.75	33.12	34.26	34.76	34.55	33.32	32.61	449.64	



Note: Horizontal distance axis grid lines are 200m furlongs.

#### Disclaimer.

HRNZ and NZMTC and Thoroughbred Ratings Pty Ltd accepts no responsibility for the completeness or accuracy of any of the information contained herein, and makes no representations about its suitability for any particular purpose. Users should make their own judgements about those matters and/or seek independent advice. You assume all risks associated with use of the data provided on this page.



# Race Results



July 27, 2023, Race 4, XCM SPORT 2023 WINTER REWARDS HANDICAP TROT, Distance 2600m, Addington - Survey 3200m

Result	TAB no.	Horse (Barrier)	2600 to	2400m to
16th	7	<b>MM Sunshine (9)</b>	<b>2400m</b>	<b>2200m</b>
		Position in running (margin)	-	12(14.9)
		Sectional time (s)	18.82	19.11
		Cumulative time (s)	222.50	203.68
		Speed (m/s)	10.63	10.47
		Stride length (m)	5.43	5.13
		Stride duration (s)	0.476	0.490
		Stride efficiency (%)	46.15	41.06
		Stride count	36.80	39.02

## Disclaimer.

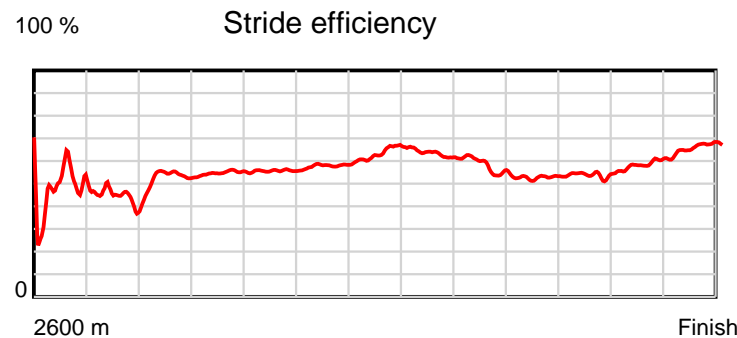
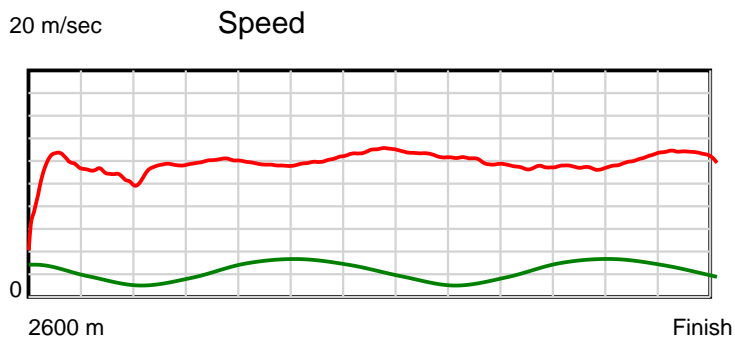
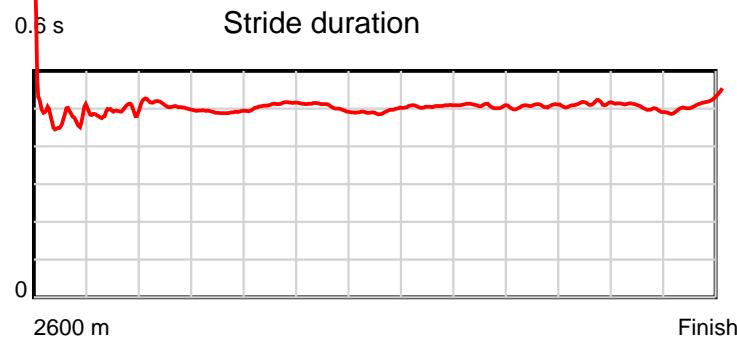
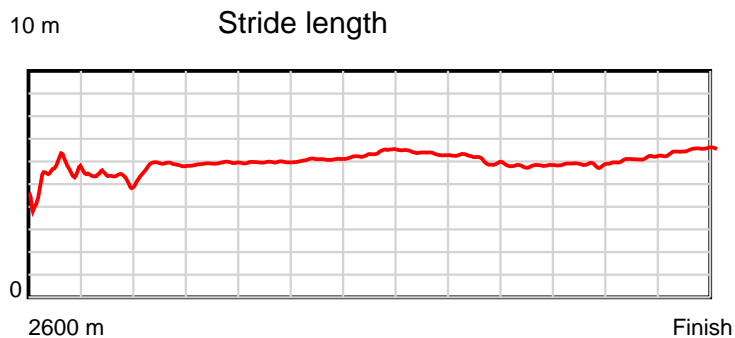
HRNZ and NZMTC and Thoroughbred Ratings Pty Ltd accepts no responsibility for the completeness or accuracy of any of the information contained herein, and makes no representations about its suitability for any particular purpose. Users should make their own judgements about those matters and/or seek independent advice. You assume all risks associated with use of the data provided on this page.



# Race Results

July 27, 2023, Race 4, XCM SPORT 2023 WINTER REWARDS HANDICAP TROT, Distance 2600m, Addington - Survey 3200m

Result	TAB no.	Horse (Barrier)	2200m to	2000m to	1800m to	1600m to	1400m to	1200m to	1000m to	800m to	600m to	400m to	200m to	Total or	Margin
16th	7	<b>MM Sunshine (9)</b>	<b>2000m</b>	<b>1800m</b>	<b>1600m</b>	<b>1400m</b>	<b>1200m</b>	<b>1000m</b>	<b>800m</b>	<b>600m</b>	<b>400m</b>	<b>200m</b>	<b>WP</b>	<b>Average</b>	
		Position in running (margin)	16(39.6)	16(45.5)	16(39.8)	16(39.4)	16(47.5)	16(53.5)	16(57.3)	16(64.4)	16(72.2)	16(84.8)	16(96.2)		101.30
		Sectional time (s)	18.03	16.47	17.28	16.59	15.50	16.11	16.93	17.51	17.63	16.37	16.15		
		Cumulative time (s)	184.57	166.54	150.07	132.79	116.20	100.70	84.59	67.66	50.15	32.52	16.15	3:42.50	
		Speed (m/s)	11.09	12.14	11.57	12.06	12.90	12.41	11.81	11.42	11.34	12.22	12.38	11.69	
		Stride length (m)	5.63	5.97	5.92	6.07	6.38	6.29	5.98	5.80	5.83	6.11	6.44	5.90	
		Stride duration (s)	0.508	0.492	0.511	0.503	0.494	0.507	0.506	0.507	0.514	0.500	0.520	0.505	
		Stride efficiency (%)	49.57	55.67	54.72	57.54	63.55	61.87	55.82	52.49	53.19	58.36	64.78	54.37	
		Stride count	35.51	33.51	33.80	32.96	31.36	31.79	33.46	34.51	34.28	32.73	31.06	440.79	



Note: Horizontal distance axis grid lines are 200m furlongs.

#### Disclaimer.

HRNZ and NZMTC and Thoroughbred Ratings Pty Ltd accepts no responsibility for the completeness or accuracy of any of the information contained herein, and makes no representations about its suitability for any particular purpose. Users should make their own judgements about those matters and/or seek independent advice. You assume all risks associated with use of the data provided on this page.