



Race Results

NZ Metropolitan Trotting Club Inc, HRNZ, July 27, 2023

Compilation date: July 27, 2023, 7:16:42 PM (NZST)

Copyright © 2023 HRNZ and NZMTC. All rights reserved.

Trademarks.

StrideMASTER is a registered trademark of Thoroughbred Ratings Pty Ltd.

Disclaimer.

HRNZ and NZMTC and Thoroughbred Ratings Pty Ltd accepts no responsibility for the completeness or accuracy of any of the information contained herein, and makes no representations about its suitability for any particular purpose. Users should make their own judgements about those matters and/or seek independent advice. You assume all risks associated with use of the data provided on this page.



Race Results



July 27, 2023, Race 5, HYDROFLOW 2023 WINTER REWARDS MOBILE PACE, Distance 2600m, Addington - Survey 3200m

Result	TAB no.	Horse (Barrier)	2600 to	2400m to
1st	14	Aint No Angel (12)	2400m	2200m
		Position in running (margin)	-	7(4.2)
		Sectional time (s)	13.30	14.65
		Cumulative time (s)	191.64	178.34
		Speed (m/s)	15.04	13.65
		Stride length (m)	6.43	6.08
		Stride duration (s)	0.421	0.445
		Stride efficiency (%)	64.63	57.78
		Stride count	31.10	32.89

Disclaimer.

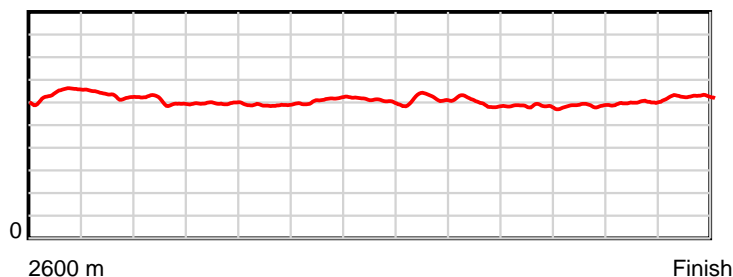
HRNZ and NZMTC and Thoroughbred Ratings Pty Ltd accepts no responsibility for the completeness or accuracy of any of the information contained herein, and makes no representations about its suitability for any particular purpose. Users should make their own judgements about those matters and/or seek independent advice. You assume all risks associated with use of the data provided on this page.

Race Results

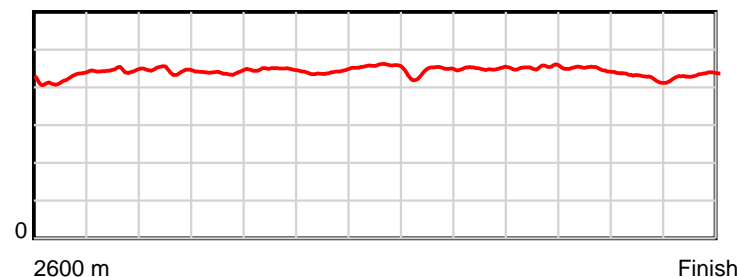
July 27, 2023, Race 5, HYDROFLOW 2023 WINTER REWARDS MOBILE PACE, Distance 2600m, Addington - Survey 3200m

Result	TAB no.	Horse (Barrier)	2200m to	2000m to	1800m to	1600m to	1400m to	1200m to	1000m to	800m to	600m to	400m to	200m to	Total or	Margin
1st	14	Aint No Angel (12)	2000m	1800m	1600m	1400m	1200m	1000m	800m	600m	400m	200m	WP	Average	
		Position in running (margin)	7(6.0)	6(4.6)	2(1.8)	2(0.6)	1(0.0)	1(0.0)	1(0.0)	1(0.0)	1(0.0)	1(0.0)	1(0.0)		0.00
		Sectional time (s)	15.24	14.76	15.59	14.52	14.96	14.42	15.25	15.60	15.35	14.04	13.96		
		Cumulative time (s)	163.69	148.45	133.69	118.10	103.58	88.62	74.20	58.95	43.35	28.00	13.96	3:11.64	
		Speed (m/s)	13.12	13.55	12.83	13.77	13.37	13.87	13.11	12.82	13.03	14.25	14.33	13.57	
		Stride length (m)	5.84	5.96	5.74	6.08	6.08	6.15	5.90	5.81	5.84	6.06	6.20	6.01	
		Stride duration (s)	0.445	0.440	0.448	0.441	0.455	0.443	0.450	0.453	0.448	0.425	0.433	0.443	
		Stride efficiency (%)	53.25	55.56	51.54	57.72	57.86	59.10	54.47	52.75	53.27	57.31	60.12	56.41	
		Stride count	34.26	33.54	34.83	32.91	32.87	32.52	33.87	34.42	34.25	33.03	32.25	432.74	

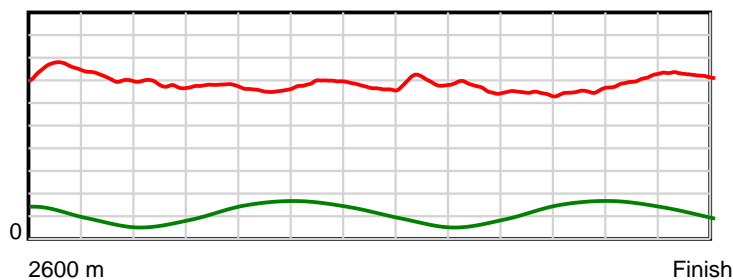
10 m Stride length



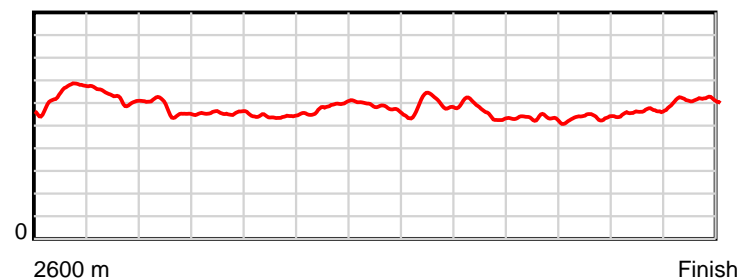
0.6 s Stride duration



20 m/sec Speed



100 % Stride efficiency



Note: Horizontal distance axis grid lines are 200m furlongs.

Disclaimer.

HRNZ and NZMTC and Thoroughbred Ratings Pty Ltd accepts no responsibility for the completeness or accuracy of any of the information contained herein, and makes no representations about its suitability for any particular purpose. Users should make their own judgements about those matters and/or seek independent advice. You assume all risks associated with use of the data provided on this page.



Race Results



July 27, 2023, Race 5, HYDROFLOW 2023 WINTER REWARDS MOBILE PACE, Distance 2600m, Addington - Survey 3200m

Result	TAB no.	Horse (Barrier)	2600 to	2400m to
2nd	7	Black Mach (7)	2400m	2200m
		Position in running (margin)	-	3(2.5)
		Sectional time (s)	13.14	14.65
		Cumulative time (s)	191.67	178.53
		Speed (m/s)	15.22	13.65
		Stride length (m)	6.89	6.50
		Stride duration (s)	0.450	0.476
		Stride efficiency (%)	74.24	66.04
		Stride count	29.02	30.77

Disclaimer.

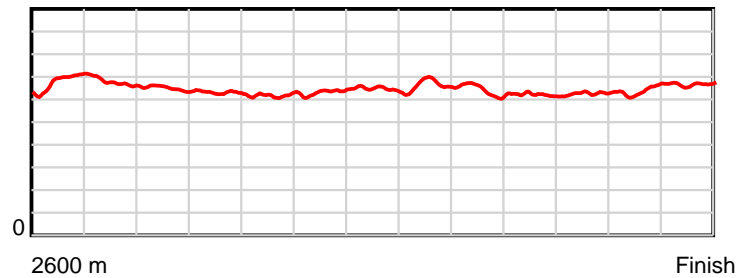
HRNZ and NZMTC and Thoroughbred Ratings Pty Ltd accepts no responsibility for the completeness or accuracy of any of the information contained herein, and makes no representations about its suitability for any particular purpose. Users should make their own judgements about those matters and/or seek independent advice. You assume all risks associated with use of the data provided on this page.

Race Results

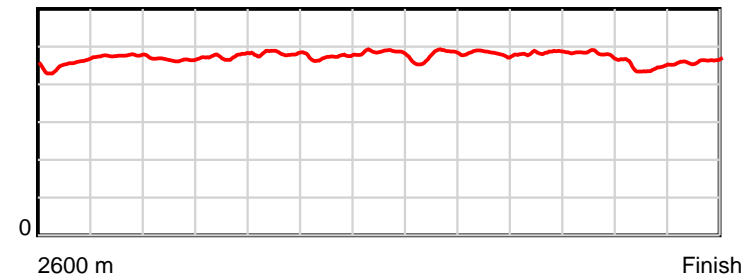
July 27, 2023, Race 5, HYDROFLOW 2023 WINTER REWARDS MOBILE PACE, Distance 2600m, Addington - Survey 3200m

Result	TAB no.	Horse (Barrier)	2200m to	2000m to	1800m to	1600m to	1400m to	1200m to	1000m to	800m to	600m to	400m to	200m to	Total or	Margin
2nd	7	Black Mach (7)	2000m	1800m	1600m	1400m	1200m	1000m	800m	600m	400m	200m	WP	Average	
		Position in running (margin)	6(4.3)	2(0.5)	1(0.0)	1(0.0)	2(1.7)	3(2.0)	3(2.5)	3(2.3)	3(2.2)	2(1.7)	2(1.0)		0.10
		Sectional time (s)	14.84	15.14	15.79	14.91	15.01	14.51	15.21	15.60	15.26	13.93	13.68		
		Cumulative time (s)	163.88	149.04	133.90	118.11	103.20	88.19	73.68	58.47	42.87	27.61	13.68	3:11.67	
		Speed (m/s)	13.48	13.21	12.67	13.41	13.32	13.78	13.15	12.82	13.11	14.36	14.62	13.56	
		Stride length (m)	6.28	6.27	6.10	6.33	6.45	6.57	6.34	6.21	6.28	6.40	6.75	6.41	
		Stride duration (s)	0.466	0.474	0.482	0.472	0.484	0.477	0.482	0.484	0.479	0.445	0.462	0.472	
		Stride efficiency (%)	61.57	61.34	58.21	62.52	65.09	67.44	62.79	60.18	61.67	63.92	71.30	64.12	
		Stride count	31.86	31.92	32.77	31.62	30.99	30.44	31.55	32.23	31.84	31.27	29.61	405.89	

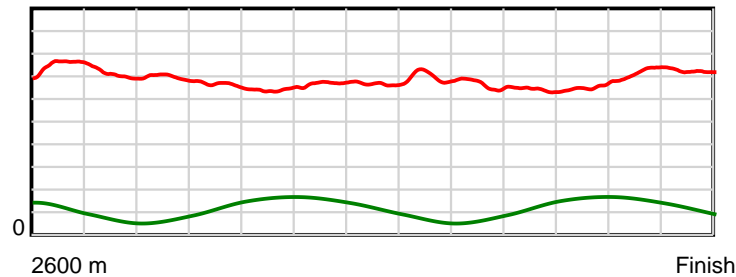
10 m Stride length



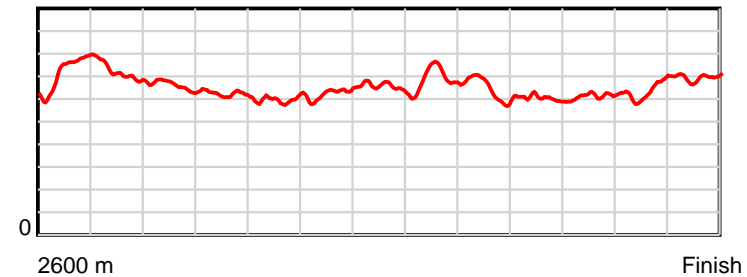
0.6 s Stride duration



20 m/sec Speed



100 % Stride efficiency



Note: Horizontal distance axis grid lines are 200m furlongs.

Disclaimer.

HRNZ and NZMTC and Thoroughbred Ratings Pty Ltd accepts no responsibility for the completeness or accuracy of any of the information contained herein, and makes no representations about its suitability for any particular purpose. Users should make their own judgements about those matters and/or seek independent advice. You assume all risks associated with use of the data provided on this page.



Race Results



July 27, 2023, Race 5, HYDROFLOW 2023 WINTER REWARDS MOBILE PACE, Distance 2600m, Addington - Survey 3200m

Result	TAB no.	Horse (Barrier)	2600 to	2400m to
3rd	5	Ruby's A Delig... (5)	2400m	2200m
		Position in running (margin)	-	2(1.5)
		Sectional time (s)	13.06	14.22
		Cumulative time (s)	191.94	178.88
		Speed (m/s)	15.31	14.06
		Stride length (m)	6.32	5.99
		Stride duration (s)	0.408	0.426
		Stride efficiency (%)	62.51	56.05
		Stride count	31.62	33.39

Disclaimer.

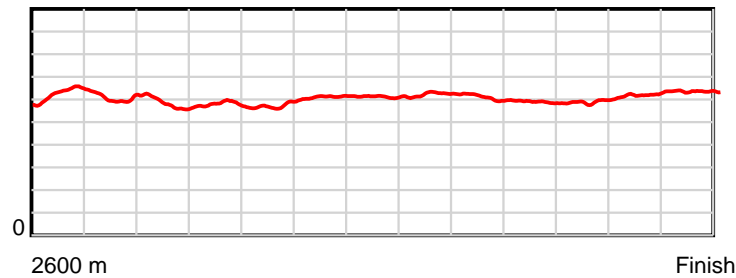
HRNZ and NZMTC and Thoroughbred Ratings Pty Ltd accepts no responsibility for the completeness or accuracy of any of the information contained herein, and makes no representations about its suitability for any particular purpose. Users should make their own judgements about those matters and/or seek independent advice. You assume all risks associated with use of the data provided on this page.

Race Results

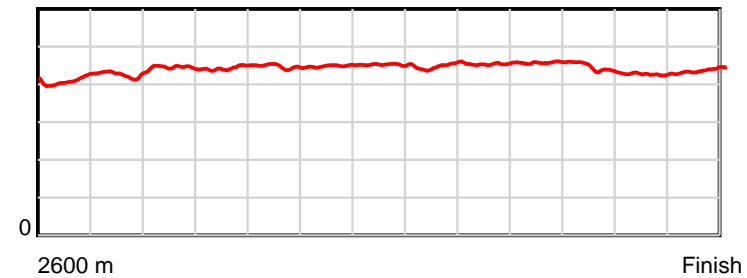
July 27, 2023, Race 5, HYDROFLOW 2023 WINTER REWARDS MOBILE PACE, Distance 2600m, Addington - Survey 3200m

Result	TAB no.	Horse (Barrier)	2200m to	2000m to	1800m to	1600m to	1400m to	1200m to	1000m to	800m to	600m to	400m to	200m to	Total or	Margin
3rd	5	Ruby's A Delig... (5)	2000m	1800m	1600m	1400m	1200m	1000m	800m	600m	400m	200m	WP	Average	
		Position in running (margin)	2(0.7)	3(1.8)	3(2.0)	4(2.7)	3(3.7)	4(2.3)	4(3.5)	4(3.4)	4(2.9)	3(2.8)	3(1.8)		1.60
		Sectional time (s)	15.65	15.26	15.92	14.78	14.73	14.63	15.24	15.52	15.33	13.88	13.72		
		Cumulative time (s)	164.66	149.01	133.75	117.83	103.05	88.32	73.69	58.45	42.93	27.60	13.72	3:11.94	
		Speed (m/s)	12.78	13.11	12.56	13.53	13.58	13.67	13.12	12.89	13.05	14.41	14.58	13.55	
		Stride length (m)	5.69	5.81	5.62	6.07	6.14	6.13	5.96	5.90	5.77	6.15	6.39	5.99	
		Stride duration (s)	0.445	0.443	0.447	0.449	0.452	0.448	0.454	0.458	0.443	0.427	0.438	0.442	
		Stride efficiency (%)	50.61	52.77	49.34	57.67	58.96	58.70	55.49	54.33	52.11	59.10	63.87	56.03	
		Stride count	35.14	34.42	35.59	32.92	32.56	32.63	33.56	33.92	34.64	32.52	31.28	434.19	

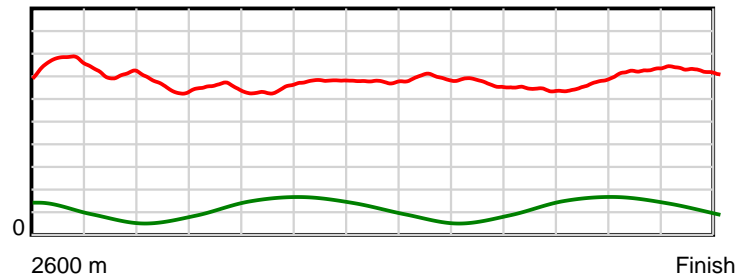
10 m Stride length



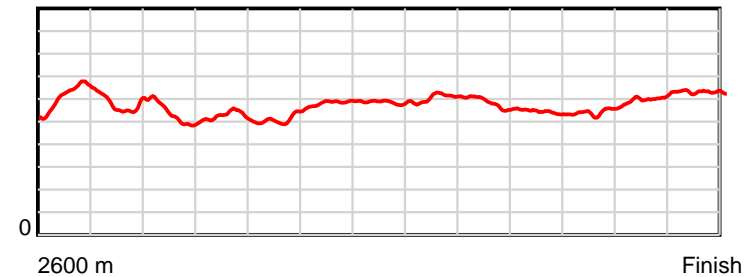
0.6 s Stride duration



20 m/sec Speed



100 % Stride efficiency



Note: Horizontal distance axis grid lines are 200m furlongs.

Disclaimer.

HRNZ and NZMTC and Thoroughbred Ratings Pty Ltd accepts no responsibility for the completeness or accuracy of any of the information contained herein, and makes no representations about its suitability for any particular purpose. Users should make their own judgements about those matters and/or seek independent advice. You assume all risks associated with use of the data provided on this page.



Race Results



July 27, 2023, Race 5, HYDROFLOW 2023 WINTER REWARDS MOBILE PACE, Distance 2600m, Addington - Survey 3200m

Result	TAB no.	Horse (Barrier)	2600 to	2400m to
4th	13	Mossdale Terry (11)	2400m	2200m
		Position in running (margin)	-	8(5.6)
		Sectional time (s)	13.77	14.44
		Cumulative time (s)	192.05	178.28
		Speed (m/s)	14.52	13.85
		Stride length (m)	6.43	6.15
		Stride duration (s)	0.426	0.444
		Stride efficiency (%)	64.55	59.09
		Stride count	31.12	32.52

Disclaimer.

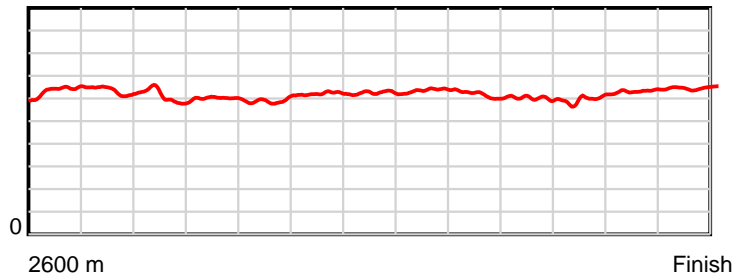
HRNZ and NZMTC and Thoroughbred Ratings Pty Ltd accepts no responsibility for the completeness or accuracy of any of the information contained herein, and makes no representations about its suitability for any particular purpose. Users should make their own judgements about those matters and/or seek independent advice. You assume all risks associated with use of the data provided on this page.

Race Results

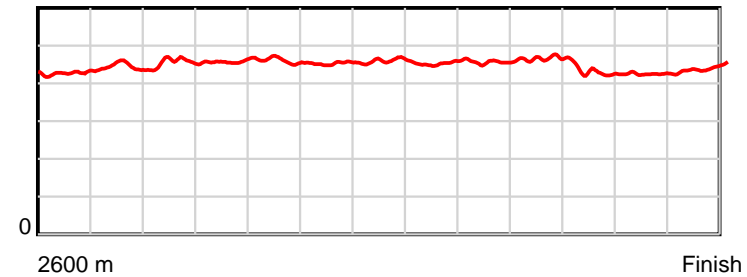
July 27, 2023, Race 5, HYDROFLOW 2023 WINTER REWARDS MOBILE PACE, Distance 2600m, Addington - Survey 3200m

Result	TAB no.	Horse (Barrier)	2200m to	2000m to	1800m to	1600m to	1400m to	1200m to	1000m to	800m to	600m to	400m to	200m to	Total or	Margin
4th	13	Mossdale Terry (11)	2000m	1800m	1600m	1400m	1200m	1000m	800m	600m	400m	200m	WP	Average	
		Position in running (margin)	8(6.1)	8(5.7)	7(6.0)	8(6.7)	7(7.4)	8(6.0)	8(7.1)	8(7.0)	8(6.6)	5(4.0)	4(2.9)		2.30
		Sectional time (s)	15.40	15.28	15.90	14.74	14.73	14.60	15.24	15.53	14.92	13.86	13.64		
		Cumulative time (s)	163.84	148.44	133.16	117.26	102.52	87.79	73.19	57.95	42.42	27.50	13.64	3:12.05	
		Speed (m/s)	12.99	13.09	12.58	13.57	13.58	13.70	13.12	12.88	13.40	14.43	14.66	13.54	
		Stride length (m)	5.92	5.99	5.79	6.15	6.24	6.21	5.99	6.01	5.76	6.13	6.47	6.09	
		Stride duration (s)	0.455	0.458	0.460	0.453	0.460	0.454	0.456	0.467	0.430	0.425	0.442	0.450	
		Stride efficiency (%)	54.67	56.16	52.41	59.07	60.87	60.34	56.03	56.40	51.79	58.77	65.50	57.92	
		Stride count	33.81	33.36	34.54	32.53	32.05	32.19	33.40	33.29	34.74	32.61	30.89	427.05	

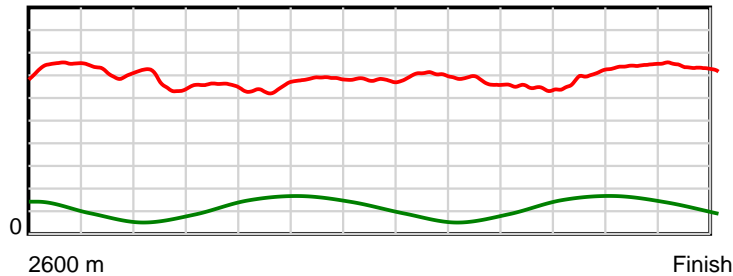
10 m Stride length



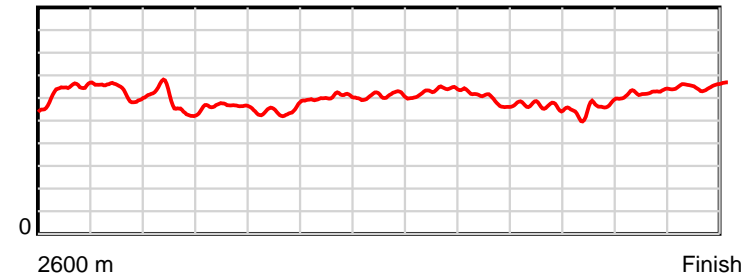
0.6 s Stride duration



20 m/sec Speed



100 % Stride efficiency



Note: Horizontal distance axis grid lines are 200m furlongs.

Disclaimer.

HRNZ and NZMTC and Thoroughbred Ratings Pty Ltd accepts no responsibility for the completeness or accuracy of any of the information contained herein, and makes no representations about its suitability for any particular purpose. Users should make their own judgements about those matters and/or seek independent advice. You assume all risks associated with use of the data provided on this page.



Race Results



July 27, 2023, Race 5, HYDROFLOW 2023 WINTER REWARDS MOBILE PACE, Distance 2600m, Addington - Survey 3200m

Result	TAB no.	Horse (Barrier)	2600 to	2400m to
5th	2	Elite Styx (2)	2400m	2200m
		Position in running (margin)	-	4(2.9)
		Sectional time (s)	13.37	14.29
		Cumulative time (s)	192.82	179.45
		Speed (m/s)	14.96	14.00
		Stride length (m)	6.23	6.08
		Stride duration (s)	0.408	0.434
		Stride efficiency (%)	60.56	57.76
		Stride count	32.13	32.90

Disclaimer.

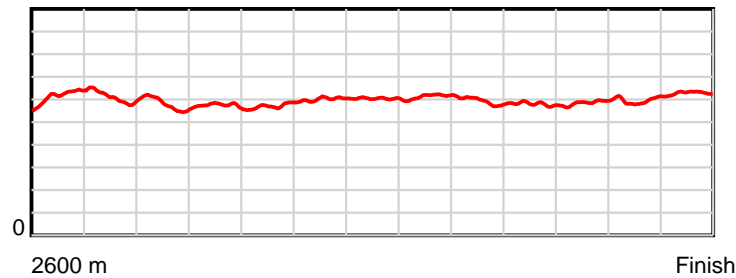
HRNZ and NZMTC and Thoroughbred Ratings Pty Ltd accepts no responsibility for the completeness or accuracy of any of the information contained herein, and makes no representations about its suitability for any particular purpose. Users should make their own judgements about those matters and/or seek independent advice. You assume all risks associated with use of the data provided on this page.

Race Results

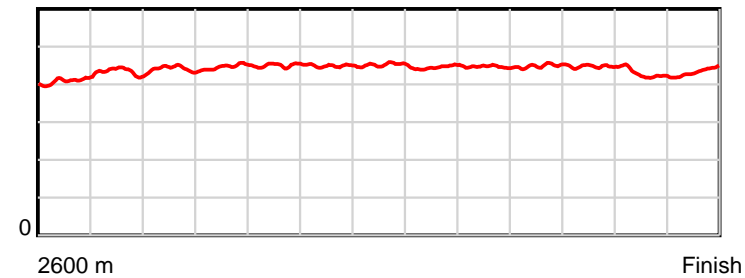
July 27, 2023, Race 5, HYDROFLOW 2023 WINTER REWARDS MOBILE PACE, Distance 2600m, Addington - Survey 3200m

Result	TAB no.	Horse (Barrier)	2200m to	2000m to	1800m to	1600m to	1400m to	1200m to	1000m to	800m to	600m to	400m to	200m to	Total or	Margin
5th	2	Elite Styx (2)	2000m	1800m	1600m	1400m	1200m	1000m	800m	600m	400m	200m	WP	Average	
		Position in running (margin)	3(2.6)	4(2.2)	6(4.3)	5(4.5)	6(5.7)	7(5.7)	7(6.9)	7(6.8)	7(6.5)	8(5.8)	8(7.0)		6.50
		Sectional time (s)	15.41	15.59	15.82	14.82	14.97	14.63	15.23	15.55	15.23	14.24	13.67		
		Cumulative time (s)	165.16	149.75	134.16	118.34	103.52	88.55	73.92	58.69	43.14	27.91	13.67	3:12.82	
		Speed (m/s)	12.98	12.83	12.64	13.50	13.36	13.67	13.13	12.86	13.13	14.04	14.63	13.48	
		Stride length (m)	5.73	5.73	5.69	6.06	6.04	6.08	5.86	5.77	5.87	6.00	6.36	5.96	
		Stride duration (s)	0.441	0.447	0.450	0.449	0.452	0.445	0.446	0.449	0.447	0.428	0.435	0.442	
		Stride efficiency (%)	51.29	51.36	50.58	57.32	56.96	57.81	53.74	52.06	53.86	56.35	63.22	55.42	
		Stride count	34.91	34.89	35.15	33.02	33.13	32.88	34.11	34.65	34.07	33.31	31.44	436.59	

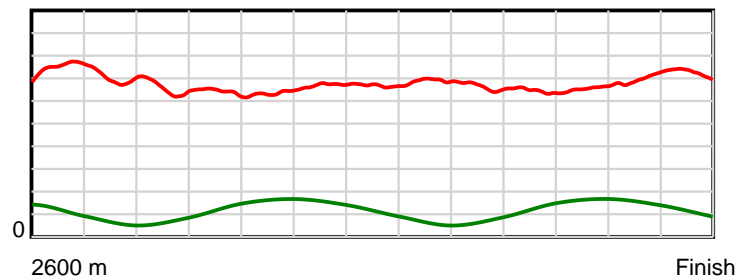
10 m Stride length



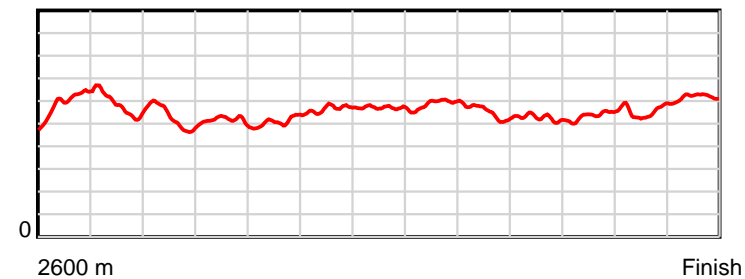
0.6 s Stride duration



20 m/sec Speed



100 % Stride efficiency



Note: Horizontal distance axis grid lines are 200m furlongs.

Disclaimer.

HRNZ and NZMTC and Thoroughbred Ratings Pty Ltd accepts no responsibility for the completeness or accuracy of any of the information contained herein, and makes no representations about its suitability for any particular purpose. Users should make their own judgements about those matters and/or seek independent advice. You assume all risks associated with use of the data provided on this page.



Race Results



July 27, 2023, Race 5, HYDROFLOW 2023 WINTER REWARDS MOBILE PACE, Distance 2600m, Addington - Survey 3200m

Result	TAB no.	Horse (Barrier)	2600 to	2400m to
6th	4	McCrikey (4)	2400m	2200m
		Position in running (margin)	-	1(0.0)
		Sectional time (s)	12.88	14.35
		Cumulative time (s)	192.83	179.95
		Speed (m/s)	15.53	13.94
		Stride length (m)	6.59	6.28
		Stride duration (s)	0.419	0.451
		Stride efficiency (%)	67.82	61.63
		Stride count	30.36	31.85

Disclaimer.

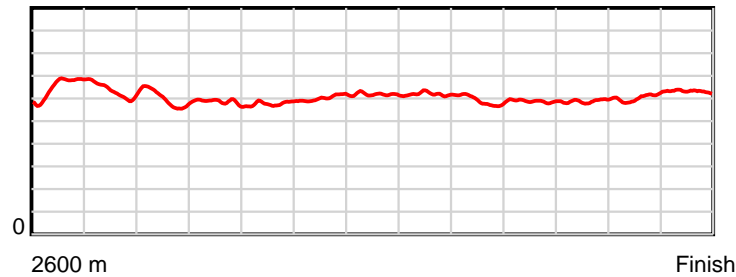
HRNZ and NZMTC and Thoroughbred Ratings Pty Ltd accepts no responsibility for the completeness or accuracy of any of the information contained herein, and makes no representations about its suitability for any particular purpose. Users should make their own judgements about those matters and/or seek independent advice. You assume all risks associated with use of the data provided on this page.

Race Results

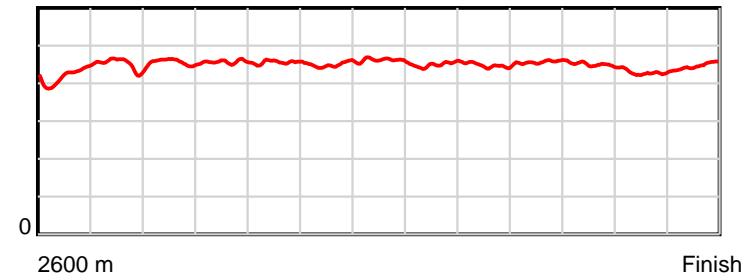
July 27, 2023, Race 5, HYDROFLOW 2023 WINTER REWARDS MOBILE PACE, Distance 2600m, Addington - Survey 3200m

Result	TAB no.	Horse (Barrier)	2200m to	2000m to	1800m to	1600m to	1400m to	1200m to	1000m to	800m to	600m to	400m to	200m to	Total or	Margin
6th	4	McCrikey (4)	2000m	1800m	1600m	1400m	1200m	1000m	800m	600m	400m	200m	WP	Average	
		Position in running (margin)	1(0.0)	1(0.0)	4(2.3)	3(2.6)	4(3.7)	5(4.0)	5(4.4)	5(4.7)	5(4.5)	6(4.1)	6(4.4)		6.60
		Sectional time (s)	15.47	15.61	15.84	14.82	15.00	14.49	15.30	15.56	15.28	14.10	14.13		
		Cumulative time (s)	165.60	150.13	134.52	118.68	103.86	88.86	74.37	59.07	43.51	28.23	14.13	3:12.83	
		Speed (m/s)	12.93	12.81	12.63	13.50	13.33	13.80	13.07	12.85	13.09	14.18	14.15	13.48	
		Stride length (m)	5.90	5.86	5.75	6.07	6.16	6.21	5.84	5.87	5.88	6.08	6.33	6.05	
		Stride duration (s)	0.457	0.457	0.455	0.450	0.462	0.450	0.447	0.457	0.449	0.429	0.447	0.449	
		Stride efficiency (%)	54.46	53.61	51.65	57.63	59.26	60.24	53.37	53.89	54.04	57.75	62.65	57.28	
		Stride count	33.88	34.15	34.79	32.93	32.48	32.21	34.22	34.06	34.01	32.90	31.59	429.43	

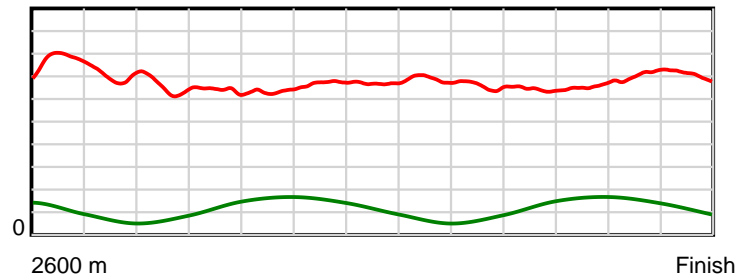
10 m Stride length



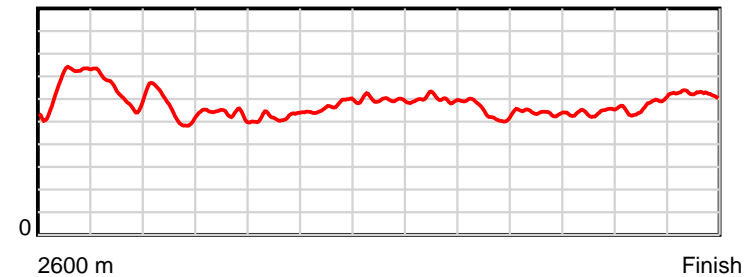
0.6 s Stride duration



20 m/sec Speed



100 % Stride efficiency



Note: Horizontal distance axis grid lines are 200m furlongs.

Disclaimer.

HRNZ and NZMTC and Thoroughbred Ratings Pty Ltd accepts no responsibility for the completeness or accuracy of any of the information contained herein, and makes no representations about its suitability for any particular purpose. Users should make their own judgements about those matters and/or seek independent advice. You assume all risks associated with use of the data provided on this page.



Race Results



July 27, 2023, Race 5, HYDROFLOW 2023 WINTER REWARDS MOBILE PACE, Distance 2600m, Addington - Survey 3200m

Result	TAB no.	Horse (Barrier)	2600 to	2400m to
7th	3	Ava Adore (3)	2400m	2200m
		Position in running (margin)	-	5(3.1)
		Sectional time (s)	13.30	14.42
		Cumulative time (s)	193.02	179.72
		Speed (m/s)	15.04	13.87
		Stride length (m)	6.76	6.50
		Stride duration (s)	0.445	0.468
		Stride efficiency (%)	71.39	65.93
		Stride count	29.59	30.79

Disclaimer.

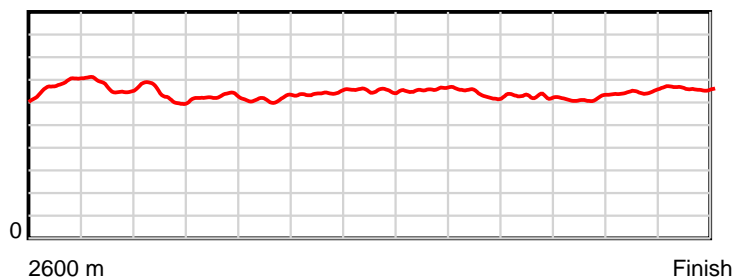
HRNZ and NZMTC and Thoroughbred Ratings Pty Ltd accepts no responsibility for the completeness or accuracy of any of the information contained herein, and makes no representations about its suitability for any particular purpose. Users should make their own judgements about those matters and/or seek independent advice. You assume all risks associated with use of the data provided on this page.

Race Results

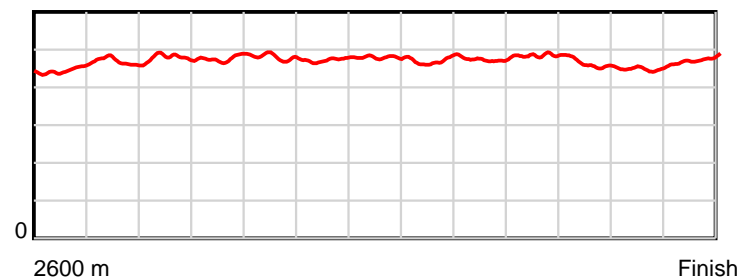
July 27, 2023, Race 5, HYDROFLOW 2023 WINTER REWARDS MOBILE PACE, Distance 2600m, Addington - Survey 3200m

Result	TAB no.	Horse (Barrier)	2200m to	2000m to	1800m to	1600m to	1400m to	1200m to	1000m to	800m to	600m to	400m to	200m to	Total or	Margin
7th	3	Ava Adore (3)	2000m	1800m	1600m	1400m	1200m	1000m	800m	600m	400m	200m	WP	Average	
		Position in running (margin)	4(3.5)	5(3.9)	5(4.3)	6(4.7)	5(5.4)	6(4.1)	6(5.3)	6(5.1)	6(4.7)	7(4.6)	5(4.4)		7.60
		Sectional time (s)	15.54	15.28	15.87	14.74	14.74	14.62	15.22	15.54	15.33	14.00	14.42		
		Cumulative time (s)	165.30	149.76	134.48	118.61	103.87	89.13	74.51	59.29	43.75	28.42	14.42	3:13.02	
		Speed (m/s)	12.87	13.09	12.60	13.57	13.57	13.68	13.14	12.87	13.05	14.29	13.87	13.47	
		Stride length (m)	6.17	6.25	6.04	6.42	6.51	6.44	6.22	6.24	6.00	6.43	6.59	6.35	
		Stride duration (s)	0.480	0.478	0.480	0.473	0.480	0.471	0.473	0.485	0.460	0.450	0.475	0.471	
		Stride efficiency (%)	59.54	61.02	57.10	64.40	66.21	64.80	60.47	60.82	56.32	64.69	67.91	62.91	
		Stride count	32.40	32.01	33.09	31.15	30.73	31.06	32.15	32.06	33.31	31.08	30.34	409.76	

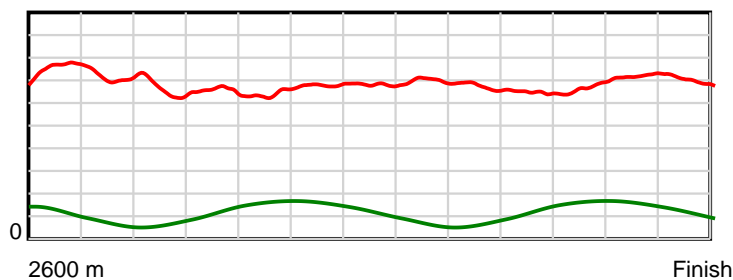
10 m Stride length



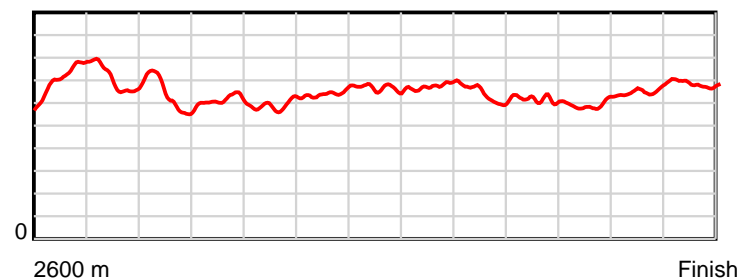
0.6 s Stride duration



20 m/sec Speed



100 % Stride efficiency



Note: Horizontal distance axis grid lines are 200m furlongs.

Disclaimer.

HRNZ and NZMTC and Thoroughbred Ratings Pty Ltd accepts no responsibility for the completeness or accuracy of any of the information contained herein, and makes no representations about its suitability for any particular purpose. Users should make their own judgements about those matters and/or seek independent advice. You assume all risks associated with use of the data provided on this page.



Race Results



July 27, 2023, Race 5, HYDROFLOW 2023 WINTER REWARDS MOBILE PACE, Distance 2600m, Addington - Survey 3200m

Result	TAB no.	Horse (Barrier)	2600 to	2400m to
8th	11	Smokin Annie (10)	2400m	2200m
		Position in running (margin)	-	6(4.1)
		Sectional time (s)	13.40	14.37
		Cumulative time (s)	193.18	179.78
		Speed (m/s)	14.93	13.92
		Stride length (m)	6.40	6.15
		Stride duration (s)	0.419	0.442
		Stride efficiency (%)	63.91	59.17
		Stride count	31.27	32.50

Disclaimer.

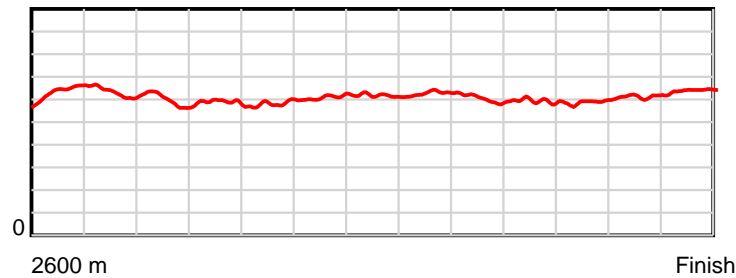
HRNZ and NZMTC and Thoroughbred Ratings Pty Ltd accepts no responsibility for the completeness or accuracy of any of the information contained herein, and makes no representations about its suitability for any particular purpose. Users should make their own judgements about those matters and/or seek independent advice. You assume all risks associated with use of the data provided on this page.

Race Results

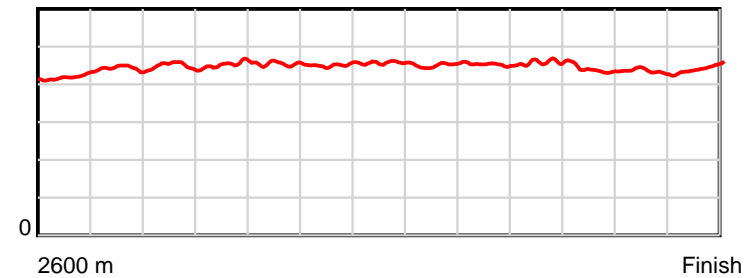
July 27, 2023, Race 5, HYDROFLOW 2023 WINTER REWARDS MOBILE PACE, Distance 2600m, Addington - Survey 3200m

Result	TAB no.	Horse (Barrier)	2200m to	2000m to	1800m to	1600m to	1400m to	1200m to	1000m to	800m to	600m to	400m to	200m to	Total or	Margin
8th	11	Smokin Annie (10)	2000m	1800m	1600m	1400m	1200m	1000m	800m	600m	400m	200m	WP	Average	
		Position in running (margin)	5(4.3)	7(4.8)	8(6.4)	7(6.6)	8(7.4)	9(6.7)	9(8.6)	10(9.0)	9(8.1)	10(7.4)	9(8.3)		8.50
		Sectional time (s)	15.56	15.48	15.84	14.76	14.85	14.73	15.32	15.46	15.23	14.19	13.99		
		Cumulative time (s)	165.41	149.85	134.37	118.53	103.77	88.92	74.19	58.87	43.41	28.18	13.99	3:13.18	
		Speed (m/s)	12.85	12.92	12.63	13.55	13.47	13.58	13.05	12.94	13.13	14.09	14.30	13.46	
		Stride length (m)	5.77	5.85	5.74	6.11	6.16	6.13	5.90	5.94	5.76	6.12	6.35	6.02	
		Stride duration (s)	0.449	0.453	0.454	0.451	0.457	0.451	0.452	0.459	0.439	0.434	0.444	0.447	
		Stride efficiency (%)	52.03	53.45	51.42	58.32	59.22	58.67	54.47	55.14	51.83	58.47	63.08	56.65	
		Stride count	34.66	34.20	34.87	32.74	32.49	32.64	33.88	33.67	34.73	32.70	31.48	431.83	

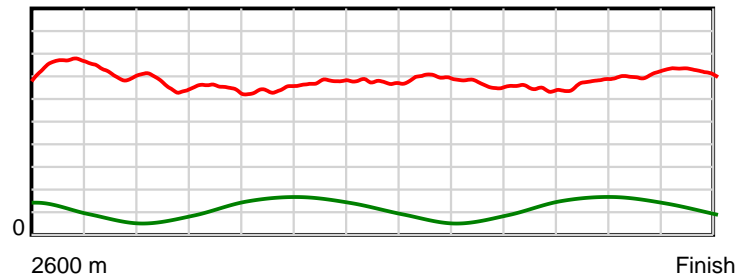
10 m Stride length



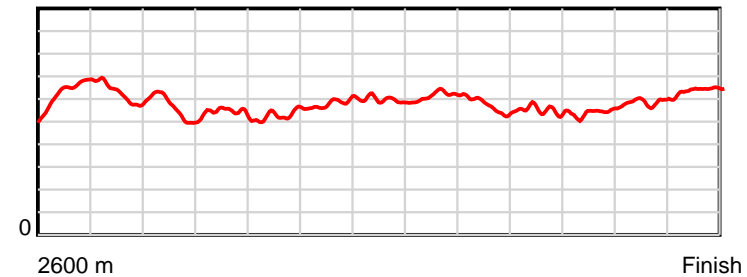
0.6 s Stride duration



20 m/sec Speed



100 % Stride efficiency



Note: Horizontal distance axis grid lines are 200m furlongs.

Disclaimer.

HRNZ and NZMTC and Thoroughbred Ratings Pty Ltd accepts no responsibility for the completeness or accuracy of any of the information contained herein, and makes no representations about its suitability for any particular purpose. Users should make their own judgements about those matters and/or seek independent advice. You assume all risks associated with use of the data provided on this page.



Race Results



July 27, 2023, Race 5, HYDROFLOW 2023 WINTER REWARDS MOBILE PACE, Distance 2600m, Addington - Survey 3200m

Result	TAB no.	Horse (Barrier)	2600 to	2400m to
9th	9	Doctor Tim (9)	2400m	2200m
		Position in running (margin)	-	12(10.3)
		Sectional time (s)	14.31	14.68
		Cumulative time (s)	193.48	179.17
		Speed (m/s)	13.98	13.62
		Stride length (m)	6.30	6.04
		Stride duration (s)	0.450	0.443
		Stride efficiency (%)	61.99	57.03
		Stride count	31.75	33.11

Disclaimer.

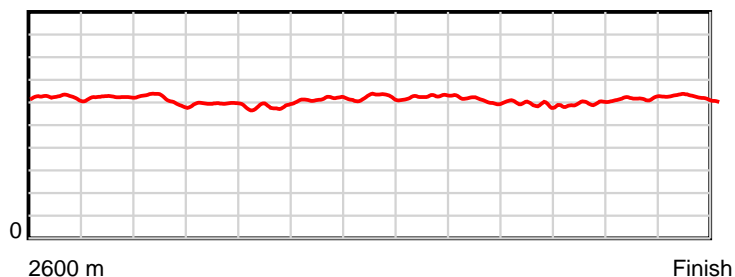
HRNZ and NZMTC and Thoroughbred Ratings Pty Ltd accepts no responsibility for the completeness or accuracy of any of the information contained herein, and makes no representations about its suitability for any particular purpose. Users should make their own judgements about those matters and/or seek independent advice. You assume all risks associated with use of the data provided on this page.

Race Results

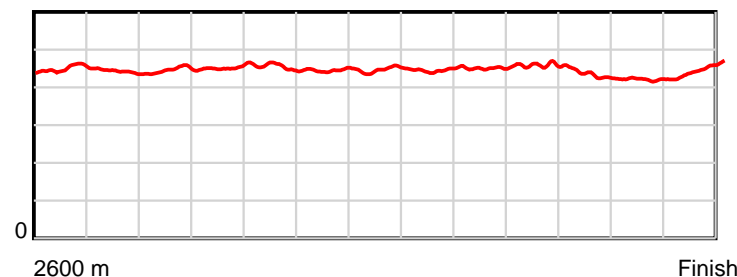
July 27, 2023, Race 5, HYDROFLOW 2023 WINTER REWARDS MOBILE PACE, Distance 2600m, Addington - Survey 3200m

Result	TAB no.	Horse (Barrier)	2200m to	2000m to	1800m to	1600m to	1400m to	1200m to	1000m to	800m to	600m to	400m to	200m to	Total or	Margin
9th	9	Doctor Tim (9)	2000m	1800m	1600m	1400m	1200m	1000m	800m	600m	400m	200m	WP	Average	
		Position in running (margin)	11(12.3)	11(9.8)	11(9.8)	11(10.6)	12(11.1)	10(7.8)	10(8.7)	9(8.7)	10(8.5)	9(6.6)	7(6.5)		10.20
		Sectional time (s)	15.07	15.21	15.93	14.70	14.42	14.57	15.25	15.56	15.04	14.03	14.71		
		Cumulative time (s)	164.49	149.42	134.21	118.28	103.58	89.16	74.59	59.34	43.78	28.74	14.71	3:13.48	
		Speed (m/s)	13.27	13.15	12.55	13.61	13.87	13.73	13.11	12.85	13.30	14.26	13.60	13.44	
		Stride length (m)	5.92	5.94	5.70	6.06	6.20	6.12	5.91	5.90	5.75	6.00	6.11	5.99	
		Stride duration (s)	0.446	0.452	0.454	0.446	0.447	0.446	0.451	0.459	0.433	0.421	0.450	0.446	
		Stride efficiency (%)	54.72	55.20	50.82	57.44	60.07	58.60	54.65	54.44	51.74	56.26	58.38	56.13	
		Stride count	33.80	33.65	35.07	32.99	32.26	32.66	33.82	33.89	34.76	33.33	32.72	433.81	

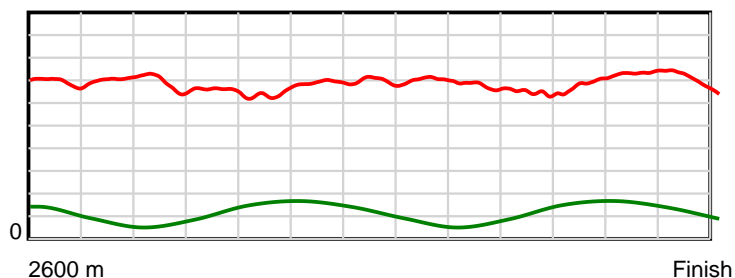
10 m Stride length



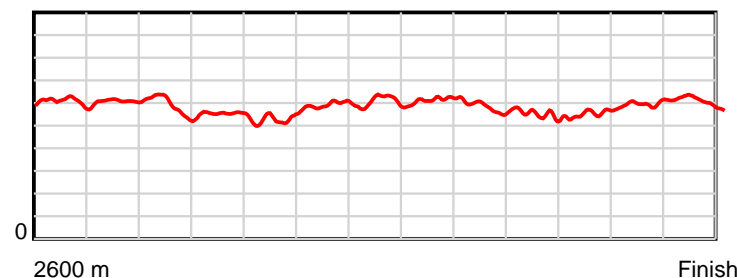
0.6 s Stride duration



20 m/sec Speed



100 % Stride efficiency



Note: Horizontal distance axis grid lines are 200m furlongs.

Disclaimer.

HRNZ and NZMTC and Thoroughbred Ratings Pty Ltd accepts no responsibility for the completeness or accuracy of any of the information contained herein, and makes no representations about its suitability for any particular purpose. Users should make their own judgements about those matters and/or seek independent advice. You assume all risks associated with use of the data provided on this page.



Race Results



July 27, 2023, Race 5, HYDROFLOW 2023 WINTER REWARDS MOBILE PACE, Distance 2600m, Addington - Survey 3200m

Result	TAB no.	Horse (Barrier)	2600 to	2400m to
10th	6	Ann Sophie (6)	2400m	2200m
		Position in running (margin)	-	10(6.7)
		Sectional time (s)	13.88	14.50
		Cumulative time (s)	193.73	179.85
		Speed (m/s)	14.41	13.79
		Stride length (m)	6.25	6.06
		Stride duration (s)	0.430	0.439
		Stride efficiency (%)	61.05	57.35
		Stride count	32.00	33.01

Disclaimer.

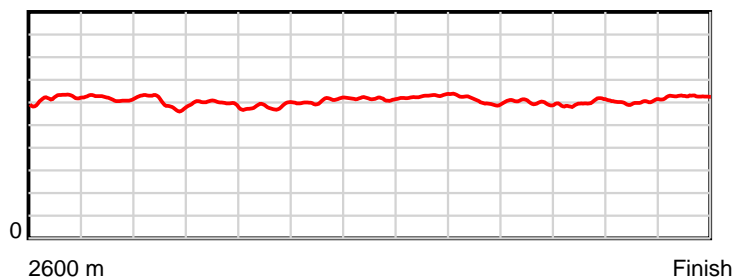
HRNZ and NZMTC and Thoroughbred Ratings Pty Ltd accepts no responsibility for the completeness or accuracy of any of the information contained herein, and makes no representations about its suitability for any particular purpose. Users should make their own judgements about those matters and/or seek independent advice. You assume all risks associated with use of the data provided on this page.

Race Results

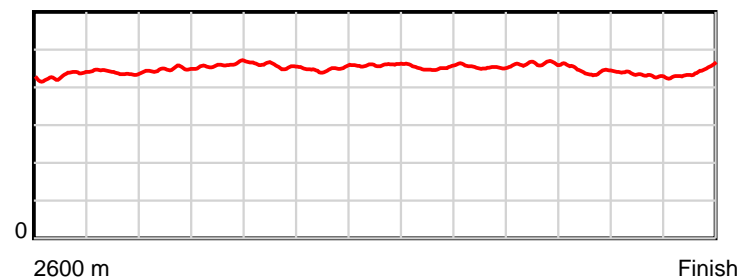
July 27, 2023, Race 5, HYDROFLOW 2023 WINTER REWARDS MOBILE PACE, Distance 2600m, Addington - Survey 3200m

Result	TAB no.	Horse (Barrier)	2200m to	2000m to	1800m to	1600m to	1400m to	1200m to	1000m to	800m to	600m to	400m to	200m to	Total or	Margin
10th	6	Ann Sophie (6)	2000m	1800m	1600m	1400m	1200m	1000m	800m	600m	400m	200m	WP	Average	
		Position in running (margin)	9(7.7)	9(6.6)	9(8.0)	9(8.2)	10(9.2)	11(9.4)	11(10.0)	11(10.4)	11(10.0)	11(8.1)	10(9.7)		11.60
		Sectional time (s)	15.30	15.45	15.84	14.78	15.00	14.53	15.31	15.54	15.03	14.30	14.27		
		Cumulative time (s)	165.35	150.05	134.60	118.76	103.98	88.98	74.45	59.14	43.60	28.57	14.27	3:13.73	
		Speed (m/s)	13.07	12.94	12.63	13.53	13.33	13.76	13.06	12.87	13.31	13.99	14.02	13.42	
		Stride length (m)	5.86	5.96	5.79	6.07	6.12	6.23	5.92	5.96	5.89	6.06	6.22	6.03	
		Stride duration (s)	0.448	0.460	0.458	0.449	0.459	0.452	0.454	0.463	0.443	0.433	0.444	0.449	
		Stride efficiency (%)	53.67	55.44	52.31	57.56	58.59	60.63	54.86	55.49	54.30	57.30	60.42	56.75	
		Stride count	34.13	33.58	34.57	32.95	32.66	32.11	33.76	33.56	33.93	33.03	32.16	431.45	

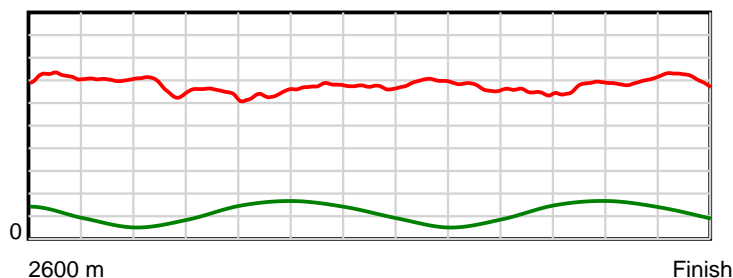
10 m Stride length



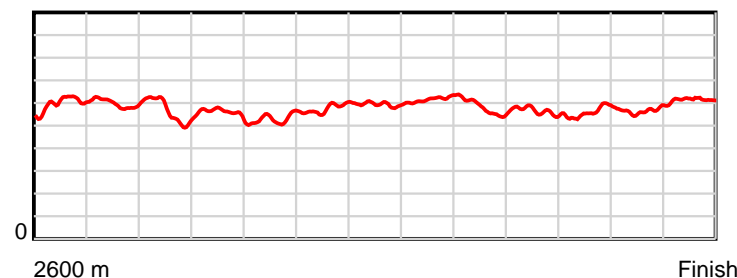
0.6 s Stride duration



20 m/sec Speed



100 % Stride efficiency



Note: Horizontal distance axis grid lines are 200m furlongs.

Disclaimer.

HRNZ and NZMTC and Thoroughbred Ratings Pty Ltd accepts no responsibility for the completeness or accuracy of any of the information contained herein, and makes no representations about its suitability for any particular purpose. Users should make their own judgements about those matters and/or seek independent advice. You assume all risks associated with use of the data provided on this page.



Race Results



July 27, 2023, Race 5, HYDROFLOW 2023 WINTER REWARDS MOBILE PACE, Distance 2600m, Addington - Survey 3200m

Result	TAB no.	Horse (Barrier)	2600 to	2400m to
11th	1	Bobby Waterhou... (1)	2400m	2200m
		Position in running (margin)	-	9(6.7)
		Sectional time (s)	13.97	15.82
		Cumulative time (s)	194.35	180.38
		Speed (m/s)	14.32	12.64
		Stride length (m)	6.04	5.74
		Stride duration (s)	0.414	0.454
		Stride efficiency (%)	57.00	51.47
		Stride count	33.12	34.85

Disclaimer.

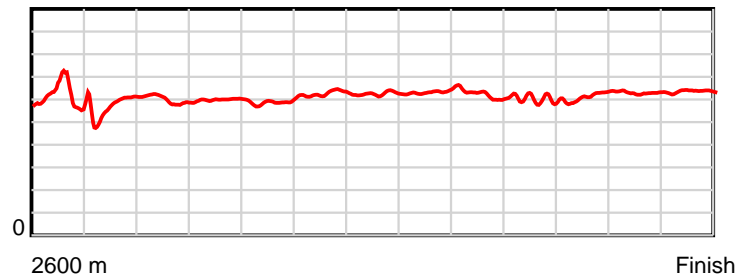
HRNZ and NZMTC and Thoroughbred Ratings Pty Ltd accepts no responsibility for the completeness or accuracy of any of the information contained herein, and makes no representations about its suitability for any particular purpose. Users should make their own judgements about those matters and/or seek independent advice. You assume all risks associated with use of the data provided on this page.

Race Results

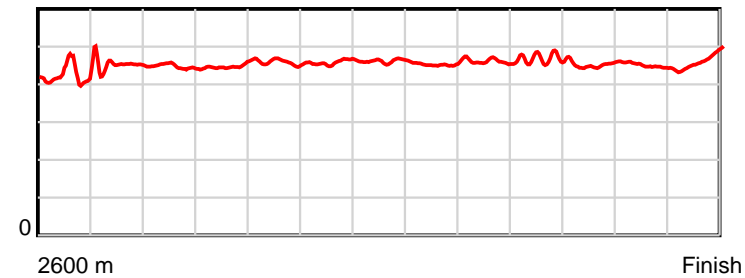
July 27, 2023, Race 5, HYDROFLOW 2023 WINTER REWARDS MOBILE PACE, Distance 2600m, Addington - Survey 3200m

Result	TAB no.	Horse (Barrier)	2200m to	2000m to	1800m to	1600m to	1400m to	1200m to	1000m to	800m to	600m to	400m to	200m to	Total or	Margin
11th	1	Bobby Waterhou... (1)	2000m	1800m	1600m	1400m	1200m	1000m	800m	600m	400m	200m	WP	Average	
		Position in running (margin)	12(15.5)	12(13.3)	12(12.0)	12(11.5)	11(11.0)	12(10.0)	12(10.8)	12(10.5)	12(10.4)	12(8.9)	12(10.9)		15.00
		Sectional time (s)	15.10	15.01	15.71	14.54	14.79	14.56	15.20	15.58	15.10	14.37	14.60		
		Cumulative time (s)	164.56	149.46	134.45	118.74	104.20	89.41	74.85	59.65	44.07	28.97	14.60	3:14.35	
		Speed (m/s)	13.25	13.32	12.73	13.76	13.52	13.74	13.16	12.84	13.25	13.92	13.70	13.38	
		Stride length (m)	5.92	5.95	5.84	6.31	6.24	6.22	6.06	6.03	5.98	6.25	6.36	6.07	
		Stride duration (s)	0.447	0.447	0.459	0.458	0.462	0.453	0.461	0.470	0.451	0.449	0.465	0.454	
		Stride efficiency (%)	54.82	55.40	53.35	62.12	60.92	60.46	57.35	56.78	55.83	61.04	63.29	57.52	
		Stride count	33.77	33.59	34.23	31.72	32.03	32.15	33.01	33.18	33.46	32.00	31.43	428.54	

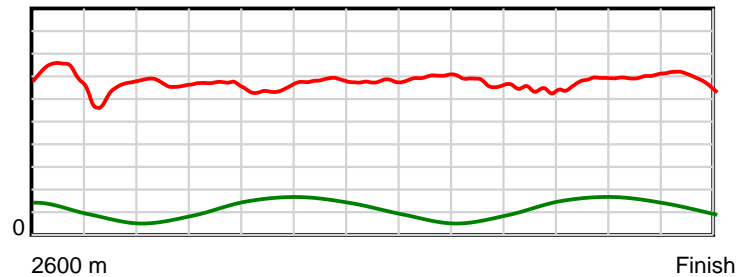
10 m Stride length



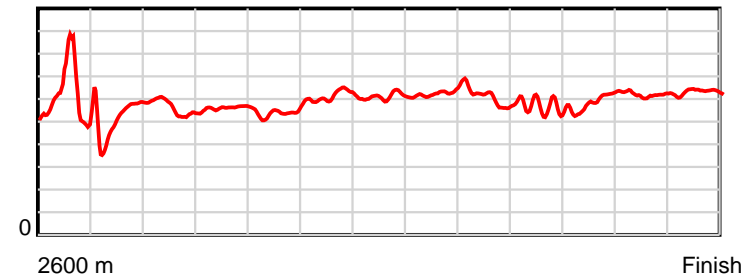
0.6 s Stride duration



20 m/sec Speed



100 % Stride efficiency



Note: Horizontal distance axis grid lines are 200m furlongs.

Disclaimer.

HRNZ and NZMTC and Thoroughbred Ratings Pty Ltd accepts no responsibility for the completeness or accuracy of any of the information contained herein, and makes no representations about its suitability for any particular purpose. Users should make their own judgements about those matters and/or seek independent advice. You assume all risks associated with use of the data provided on this page.



Race Results



July 27, 2023, Race 5, HYDROFLOW 2023 WINTER REWARDS MOBILE PACE, Distance 2600m, Addington - Survey 3200m

Result	TAB no.	Horse (Barrier)	2600 to	2400m to
12th	8	Best Trio (8)	2400m	2200m
		Position in running (margin)	-	11(8.3)
		Sectional time (s)	14.16	14.53
		Cumulative time (s)	194.68	180.52
		Speed (m/s)	14.12	13.76
		Stride length (m)	0.00	0.00
		Stride duration (s)	0.000	0.000
		Stride efficiency (%)	0.00	0.00
		Stride count	0.00	0.00

Disclaimer.

HRNZ and NZMTC and Thoroughbred Ratings Pty Ltd accepts no responsibility for the completeness or accuracy of any of the information contained herein, and makes no representations about its suitability for any particular purpose. Users should make their own judgements about those matters and/or seek independent advice. You assume all risks associated with use of the data provided on this page.




Race Results



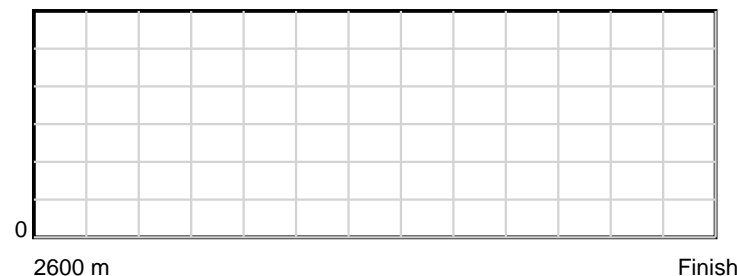
July 27, 2023, Race 5, HYDROFLOW 2023 WINTER REWARDS MOBILE PACE, Distance 2600m, Addington - Survey 3200m

Result	TAB no.	Horse (Barrier)	2200m to	2000m to	1800m to	1600m to	1400m to	1200m to	1000m to	800m to	600m to	400m to	200m to	Total or	Margin
12th	8	Best Trio (8)	2000m	1800m	1600m	1400m	1200m	1000m	800m	600m	400m	200m	WP	Average	
		Position in running (margin)	10(9.4)	10(7.6)	10(8.0)	10(8.6)	9(9.1)	2(0.7)	2(1.6)	2(1.6)	2(1.0)	4(3.5)	11(10.3)		16.90
		Sectional time (s)	15.18	15.28	15.89	14.71	13.55	14.59	15.25	15.50	15.76	15.18	15.10		
		Cumulative time (s)	165.99	150.81	135.53	119.64	104.93	91.38	76.79	61.54	46.04	30.28	15.10	3:14.68	
		Speed (m/s)	13.18	13.09	12.59	13.60	14.76	13.71	13.11	12.90	12.69	13.18	13.25	13.36	
		Stride length (m)	0.00	0.00	0.00	0.00	0.00	0.00	0.00	0.00	6714.10	2156.21	2168.17	12380.95	
		Stride duration (s)	0.000	0.000	0.000	0.000	0.000	0.000	0.000	0.000	529.155	163.656	163.656	927.047	
		Stride efficiency (%)	0.00	0.00	0.00	0.00	0.00	0.00	0.00	0.00	70443256.00	7265158.50	7345992.50	39536448.00	
		Stride count	0.00	0.00	0.00	0.00	0.00	0.00	0.00	0.00	0.03	0.09	0.09	0.21	


10 m Stride length




0.6 s Stride duration



20 m/sec Speed



100 % Stride efficiency



Note: Horizontal distance axis grid lines are 200m furlongs.

Disclaimer.

HRNZ and NZMTC and Thoroughbred Ratings Pty Ltd accepts no responsibility for the completeness or accuracy of any of the information contained herein, and makes no representations about its suitability for any particular purpose. Users should make their own judgements about those matters and/or seek independent advice. You assume all risks associated with use of the data provided on this page.