



## Race Results

NZ Metropolitan Trotting Club Inc, HRNZ, July 27, 2023

Compilation date: July 27, 2023, 8:12:39 PM (NZST)

Copyright © 2023 HRNZ and NZMTC. All rights reserved.

### Trademarks.

StrideMASTER is a registered trademark of Thoroughbred Ratings Pty Ltd.

### Disclaimer.

HRNZ and NZMTC and Thoroughbred Ratings Pty Ltd accepts no responsibility for the completeness or accuracy of any of the information contained herein, and makes no representations about its suitability for any particular purpose. Users should make their own judgements about those matters and/or seek independent advice. You assume all risks associated with use of the data provided on this page.



# Race Results



July 27, 2023, Race 7, , Distance 2600m, Addington - Survey 3200m

Result	TAB no.	Horse (Barrier)	2600 to	2400m to
1st	8	<b>Franco Hoffman (7)</b>	<b>2400m</b>	<b>2200m</b>
		Position in running (margin)	-	10(9.3)
		Sectional time (s)	13.49	15.59
		Cumulative time (s)	194.59	181.10
		Speed (m/s)	14.83	12.83
		Stride length (m)	7.25	6.50
		Stride duration (s)	0.494	0.507
		Stride efficiency (%)	82.24	66.12
		Stride count	27.57	30.75

## Disclaimer.

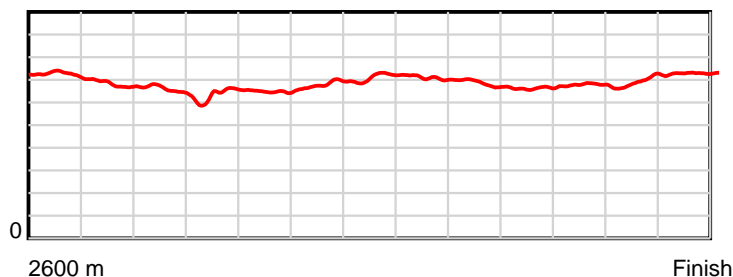
HRNZ and NZMTC and Thoroughbred Ratings Pty Ltd accepts no responsibility for the completeness or accuracy of any of the information contained herein, and makes no representations about its suitability for any particular purpose. Users should make their own judgements about those matters and/or seek independent advice. You assume all risks associated with use of the data provided on this page.

# Race Results

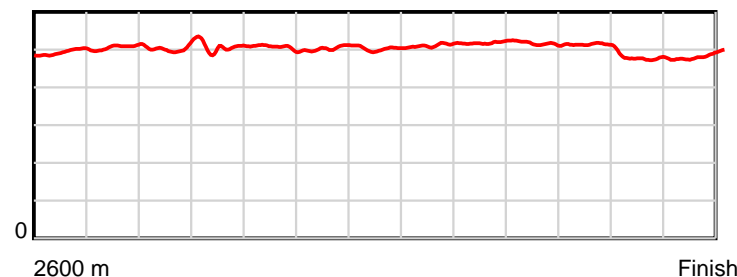
July 27, 2023, Race 7, , Distance 2600m, Addington - Survey 3200m

Result	TAB no.	Horse (Barrier)	2200m to	2000m to	1800m to	1600m to	1400m to	1200m to	1000m to	800m to	600m to	400m to	200m to	Total or	Margin
1st	8	<b>Franco Hoffman (7)</b>	<b>2000m</b>	<b>1800m</b>	<b>1600m</b>	<b>1400m</b>	<b>1200m</b>	<b>1000m</b>	<b>800m</b>	<b>600m</b>	<b>400m</b>	<b>200m</b>	<b>WP</b>	<b>Average</b>	
		Position in running (margin)	12(16.4)	12(15.2)	10(7.4)	4(2.5)	2(0.5)	4(2.8)	4(2.9)	4(3.4)	4(3.0)	4(3.5)	2(1.9)		0.00
		Sectional time (s)	15.64	16.01	15.97	15.21	14.04	14.81	15.49	15.59	15.42	13.97	13.36		
		Cumulative time (s)	165.51	149.87	133.86	117.89	102.68	88.64	73.83	58.34	42.75	27.33	13.36	3:14.59	
		Speed (m/s)	12.79	12.49	12.52	13.15	14.25	13.50	12.91	12.83	12.97	14.32	14.97	13.36	
		Stride length (m)	6.46	6.32	6.34	6.63	7.15	6.92	6.70	6.61	6.62	6.81	7.26	6.72	
		Stride duration (s)	0.505	0.506	0.506	0.504	0.502	0.512	0.519	0.515	0.510	0.475	0.485	0.503	
		Stride efficiency (%)	65.15	62.45	62.81	68.74	79.88	74.82	70.14	68.38	68.45	72.42	82.35	70.63	
		Stride count	30.97	31.64	31.55	30.15	27.97	28.90	29.85	30.23	30.22	29.38	27.55	386.73	

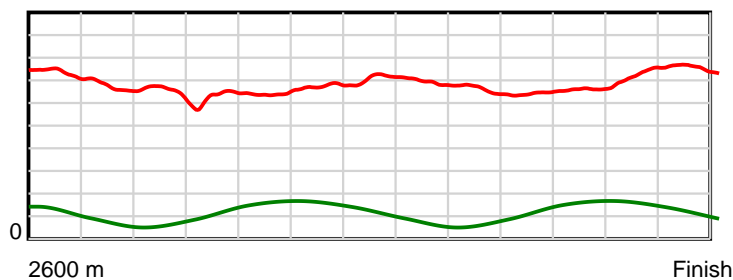
10 m Stride length



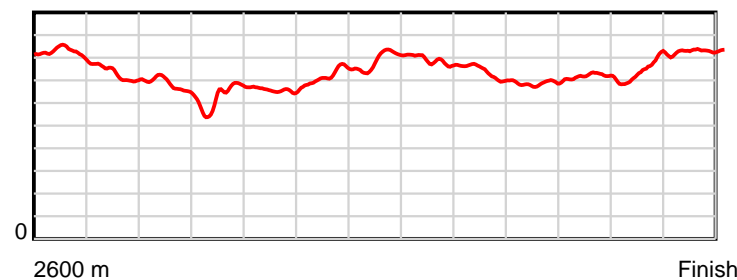
0.6 s Stride duration



20 m/sec Speed



100 % Stride efficiency



Note: Horizontal distance axis grid lines are 200m furlongs.

## Disclaimer.

HRNZ and NZMTC and Thoroughbred Ratings Pty Ltd accepts no responsibility for the completeness or accuracy of any of the information contained herein, and makes no representations about its suitability for any particular purpose. Users should make their own judgements about those matters and/or seek independent advice. You assume all risks associated with use of the data provided on this page.



# Race Results



July 27, 2023, Race 7, , Distance 2600m, Addington - Survey 3200m

Result	TAB no.	Horse (Barrier)	2600 to	2400m to
2nd	13	<b>The Coalman (12)</b>	<b>2400m</b>	<b>2200m</b>
		Position in running (margin)	-	12(11.0)
		Sectional time (s)	14.02	14.74
		Cumulative time (s)	194.60	180.58
		Speed (m/s)	14.27	13.57
		Stride length (m)	6.47	6.12
		Stride duration (s)	0.439	0.451
		Stride efficiency (%)	65.32	58.52
		Stride count	30.93	32.68

#### Disclaimer.

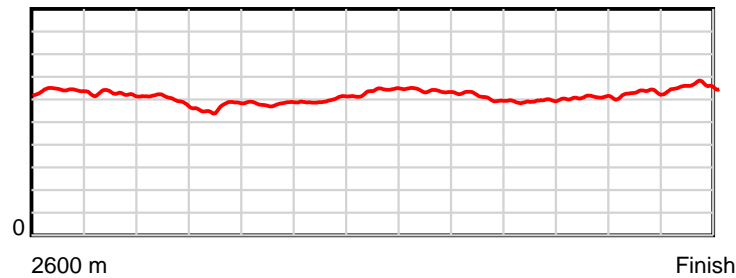
HRNZ and NZMTC and Thoroughbred Ratings Pty Ltd accepts no responsibility for the completeness or accuracy of any of the information contained herein, and makes no representations about its suitability for any particular purpose. Users should make their own judgements about those matters and/or seek independent advice. You assume all risks associated with use of the data provided on this page.

# Race Results

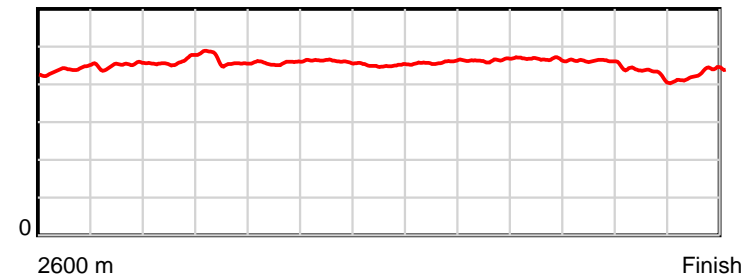
July 27, 2023, Race 7, , Distance 2600m, Addington - Survey 3200m

Result	TAB no.	Horse (Barrier)	2200m to	2000m to	1800m to	1600m to	1400m to	1200m to	1000m to	800m to	600m to	400m to	200m to	Total or	Margin
2nd	13	<b>The Coalman (12)</b>	<b>2000m</b>	<b>1800m</b>	<b>1600m</b>	<b>1400m</b>	<b>1200m</b>	<b>1000m</b>	<b>800m</b>	<b>600m</b>	<b>400m</b>	<b>200m</b>	<b>WP</b>	<b>Average</b>	
		Position in running (margin)	10(13.1)	10(11.1)	7(4.9)	2(0.8)	5(2.6)	6(5.3)	6(5.0)	6(4.7)	6(4.8)	6(5.2)	4(3.0)		0.10
		Sectional time (s)	15.52	16.29	16.10	15.85	14.09	14.76	15.38	15.66	15.40	13.86	12.93		
		Cumulative time (s)	165.84	150.32	134.03	117.93	102.08	87.99	73.23	57.85	42.19	26.79	12.93	3:14.60	
		Speed (m/s)	12.89	12.28	12.42	12.62	14.19	13.55	13.00	12.77	12.99	14.43	15.47	13.36	
		Stride length (m)	5.95	5.71	5.69	5.83	6.39	6.22	6.04	5.96	5.97	6.17	6.68	6.08	
		Stride duration (s)	0.462	0.465	0.458	0.462	0.450	0.459	0.465	0.467	0.460	0.428	0.432	0.455	
		Stride efficiency (%)	55.31	50.87	50.55	53.04	63.78	60.47	57.06	55.56	55.71	59.49	69.73	57.74	
		Stride count	33.62	35.06	35.17	34.33	31.30	32.15	33.10	33.54	33.50	32.41	29.94	427.73	

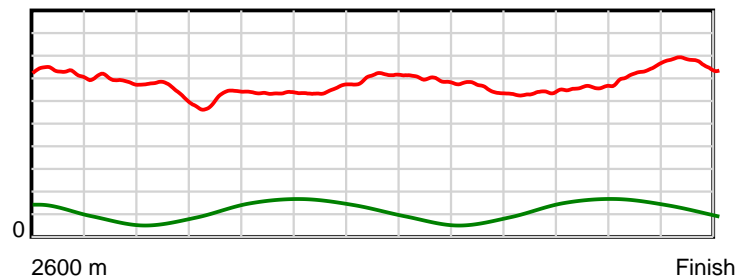
10 m Stride length



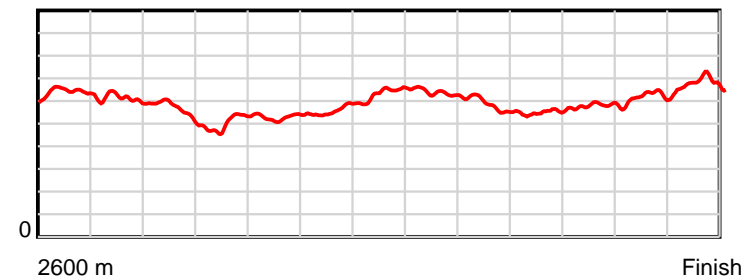
0.6 s Stride duration



20 m/sec Speed



100 % Stride efficiency



Note: Horizontal distance axis grid lines are 200m furlongs.

## Disclaimer.

HRNZ and NZMTC and Thoroughbred Ratings Pty Ltd accepts no responsibility for the completeness or accuracy of any of the information contained herein, and makes no representations about its suitability for any particular purpose. Users should make their own judgements about those matters and/or seek independent advice. You assume all risks associated with use of the data provided on this page.



# Race Results



July 27, 2023, Race 7, , Distance 2600m, Addington - Survey 3200m

Result	TAB no.	Horse (Barrier)	2600 to	2400m to
3rd	9	<b>Evangelist (8)</b>	<b>2400m</b>	<b>2200m</b>
		Position in running (margin)	-	9(9.1)
		Sectional time (s)	13.69	15.98
		Cumulative time (s)	194.60	180.91
		Speed (m/s)	14.61	12.52
		Stride length (m)	6.45	5.77
		Stride duration (s)	0.438	0.461
		Stride efficiency (%)	65.03	52.00
		Stride count	31.00	34.67

## Disclaimer.

HRNZ and NZMTC and Thoroughbred Ratings Pty Ltd accepts no responsibility for the completeness or accuracy of any of the information contained herein, and makes no representations about its suitability for any particular purpose. Users should make their own judgements about those matters and/or seek independent advice. You assume all risks associated with use of the data provided on this page.

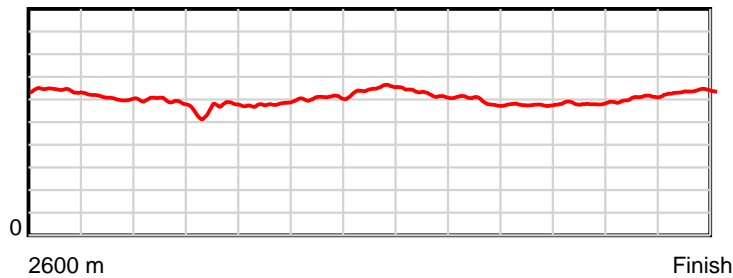


# Race Results

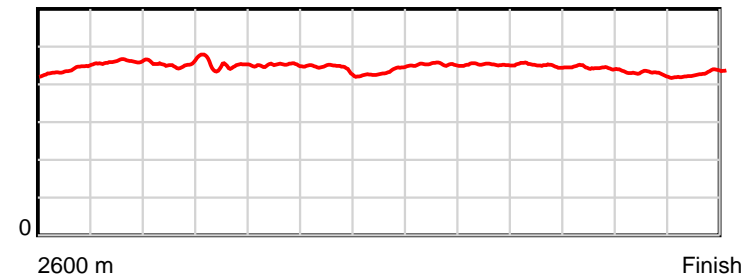
July 27, 2023, Race 7, , Distance 2600m, Addington - Survey 3200m

Result	TAB no.	Horse (Barrier)	2200m to	2000m to	1800m to	1600m to	1400m to	1200m to	1000m to	800m to	600m to	400m to	200m to	Total or	Margin
3rd	9	<b>Evangelist (8)</b>	<b>2000m</b>	<b>1800m</b>	<b>1600m</b>	<b>1400m</b>	<b>1200m</b>	<b>1000m</b>	<b>800m</b>	<b>600m</b>	<b>400m</b>	<b>200m</b>	<b>WP</b>	<b>Average</b>	
		Position in running (margin)	13(18.7)	13(16.9)	12(9.4)	7(4.6)	3(0.9)	1(0.0)	1(0.0)	1(0.0)	1(0.0)	1(0.0)	1(0.0)		0.10
		Sectional time (s)	15.55	16.06	15.98	14.94	13.49	14.81	15.41	15.64	15.34	14.23	13.48		
		Cumulative time (s)	164.93	149.38	133.32	117.34	102.40	88.91	74.10	58.69	43.05	27.71	13.48	3:14.60	
		Speed (m/s)	12.86	12.45	12.52	13.39	14.83	13.50	12.98	12.79	13.04	14.05	14.84	13.36	
		Stride length (m)	5.85	5.62	5.65	5.91	6.46	6.11	5.88	5.75	5.78	6.01	6.38	5.96	
		Stride duration (s)	0.454	0.451	0.451	0.441	0.436	0.453	0.453	0.449	0.443	0.428	0.430	0.446	
		Stride efficiency (%)	53.41	49.29	49.81	54.54	65.29	58.42	53.98	51.58	52.16	56.47	63.60	55.44	
		Stride count	34.21	35.61	35.42	33.85	30.94	32.71	34.03	34.81	34.62	33.27	31.35	436.49	

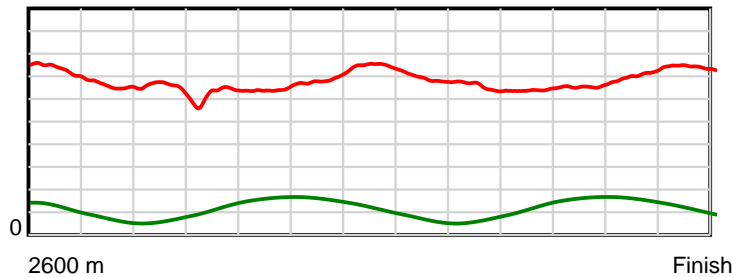
10 m Stride length



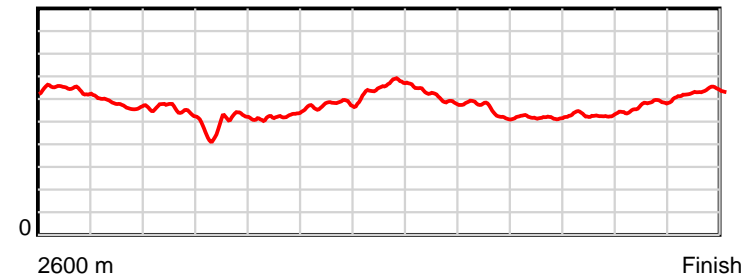
0.6 s Stride duration



20 m/sec Speed



100 % Stride efficiency



Note: Horizontal distance axis grid lines are 200m furlongs.

**Disclaimer.**

HRNZ and NZMTC and Thoroughbred Ratings Pty Ltd accepts no responsibility for the completeness or accuracy of any of the information contained herein, and makes no representations about its suitability for any particular purpose. Users should make their own judgements about those matters and/or seek independent advice. You assume all risks associated with use of the data provided on this page.



# Race Results



July 27, 2023, Race 7, , Distance 2600m, Addington - Survey 3200m

Result	TAB no.	Horse (Barrier)	2600 to	2400m to
4th	4	<b>Fernleigh Blac... (3)</b>	<b>2400m</b>	<b>2200m</b>
		Position in running (margin)	-	4(3.4)
		Sectional time (s)	12.55	14.46
		Cumulative time (s)	194.86	182.31
		Speed (m/s)	15.94	13.83
		Stride length (m)	6.61	6.19
		Stride duration (s)	0.420	0.447
		Stride efficiency (%)	68.25	59.82
		Stride count	30.26	32.32

## Disclaimer.

HRNZ and NZMTC and Thoroughbred Ratings Pty Ltd accepts no responsibility for the completeness or accuracy of any of the information contained herein, and makes no representations about its suitability for any particular purpose. Users should make their own judgements about those matters and/or seek independent advice. You assume all risks associated with use of the data provided on this page.

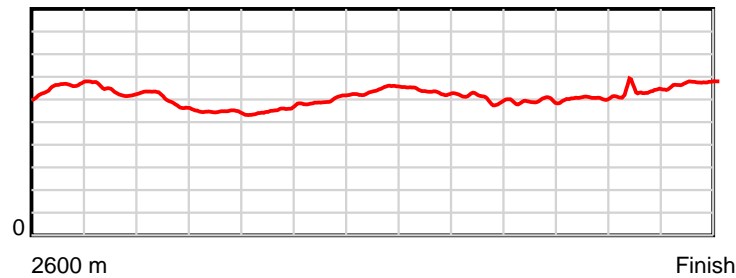


# Race Results

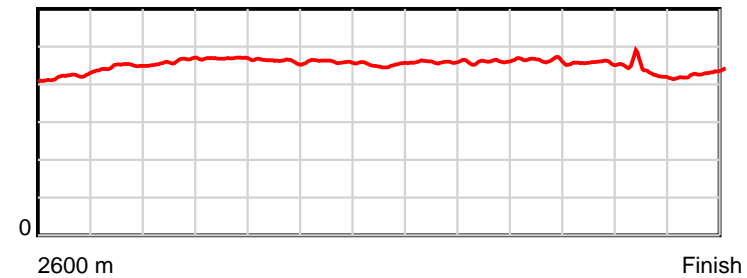
July 27, 2023, Race 7, , Distance 2600m, Addington - Survey 3200m

Result	TAB no.	Horse (Barrier)	2200m to	2000m to	1800m to	1600m to	1400m to	1200m to	1000m to	800m to	600m to	400m to	200m to	Total or	Margin
4th	4	<b>Fernleigh Blac... (3)</b>	<b>2000m</b>	<b>1800m</b>	<b>1600m</b>	<b>1400m</b>	<b>1200m</b>	<b>1000m</b>	<b>800m</b>	<b>600m</b>	<b>400m</b>	<b>200m</b>	<b>WP</b>	<b>Average</b>	
		Position in running (margin)	4(3.7)	4(3.7)	4(3.4)	8(5.0)	9(5.4)	10(8.2)	10(8.1)	10(8.5)	10(8.6)	10(8.6)	9(6.2)		1.50
		Sectional time (s)	15.83	17.27	17.03	15.61	14.13	14.78	15.48	15.65	15.35	13.83	12.89		
		Cumulative time (s)	167.85	152.02	134.75	117.72	102.11	87.98	73.20	57.72	42.07	26.72	12.89	3:14.86	
		Speed (m/s)	12.63	11.58	11.74	12.81	14.15	13.53	12.92	12.78	13.03	14.46	15.52	13.34	
		Stride length (m)	5.82	5.43	5.42	5.90	6.40	6.22	5.95	5.91	5.96	6.24	6.66	6.03	
		Stride duration (s)	0.461	0.469	0.462	0.460	0.452	0.460	0.460	0.463	0.457	0.432	0.430	0.452	
		Stride efficiency (%)	53.01	46.01	45.96	54.34	63.99	60.54	55.30	54.66	55.45	60.94	69.41	56.87	
		Stride count	34.34	36.86	36.88	33.91	31.25	32.13	33.62	33.82	33.57	32.03	30.01	431.00	

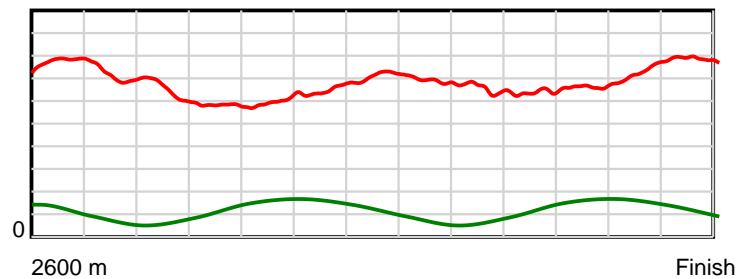
10 m Stride length



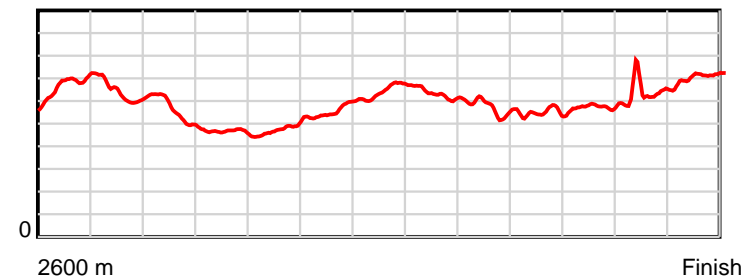
0.6 s Stride duration



20 m/sec Speed



100 % Stride efficiency



Note: Horizontal distance axis grid lines are 200m furlongs.

## Disclaimer.

HRNZ and NZMTC and Thoroughbred Ratings Pty Ltd accepts no responsibility for the completeness or accuracy of any of the information contained herein, and makes no representations about its suitability for any particular purpose. Users should make their own judgements about those matters and/or seek independent advice. You assume all risks associated with use of the data provided on this page.



# Race Results



July 27, 2023, Race 7, , Distance 2600m, Addington - Survey 3200m

Result	TAB no.	Horse (Barrier)	2600 to	2400m to
5th	2	Ventura (2)	2400m	2200m
		Position in running (margin)	-	1(0.0)
		Sectional time (s)	11.98	14.40
		Cumulative time (s)	195.24	183.26
		Speed (m/s)	16.70	13.89
		Stride length (m)	6.71	6.39
		Stride duration (s)	0.408	0.460
		Stride efficiency (%)	70.41	63.79
		Stride count	29.80	31.30

## Disclaimer.

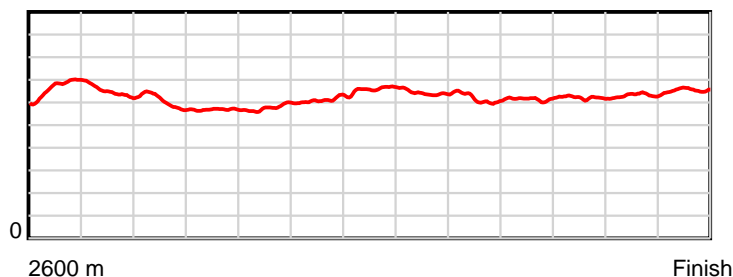
HRNZ and NZMTC and Thoroughbred Ratings Pty Ltd accepts no responsibility for the completeness or accuracy of any of the information contained herein, and makes no representations about its suitability for any particular purpose. Users should make their own judgements about those matters and/or seek independent advice. You assume all risks associated with use of the data provided on this page.

# Race Results

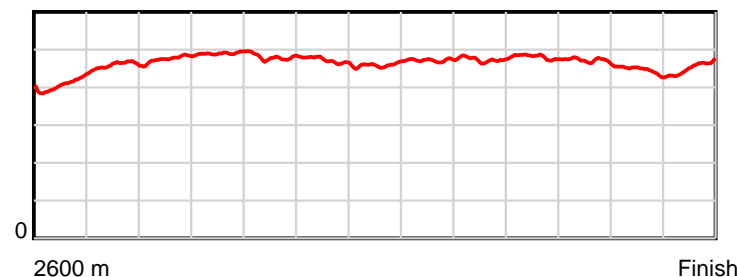
July 27, 2023, Race 7, , Distance 2600m, Addington - Survey 3200m

Result	TAB no.	Horse (Barrier)	2200m to	2000m to	1800m to	1600m to	1400m to	1200m to	1000m to	800m to	600m to	400m to	200m to	Total or	Margin
5th	2	Ventura (2)	2000m	1800m	1600m	1400m	1200m	1000m	800m	600m	400m	200m	WP	Average	
		Position in running (margin)	1(0.0)	1(0.0)	1(0.0)	1(0.0)	1(0.0)	3(2.0)	3(2.0)	3(1.8)	3(2.1)	3(2.2)	3(2.0)		3.60
		Sectional time (s)	15.85	17.31	16.78	15.55	13.98	14.81	15.38	15.69	15.35	14.19	13.97		
		Cumulative time (s)	168.86	153.01	135.70	118.92	103.37	89.39	74.58	59.20	43.51	28.16	13.97	3:15.24	
		Speed (m/s)	12.62	11.55	11.92	12.86	14.31	13.50	13.00	12.75	13.03	14.09	14.32	13.32	
		Stride length (m)	6.00	5.66	5.72	6.07	6.56	6.37	6.16	6.12	6.14	6.27	6.50	6.19	
		Stride duration (s)	0.475	0.490	0.480	0.472	0.458	0.472	0.474	0.480	0.471	0.445	0.454	0.465	
		Stride efficiency (%)	56.27	50.10	51.15	57.64	67.27	63.39	59.37	58.55	58.86	61.42	65.98	59.91	
		Stride count	33.33	35.32	34.96	32.93	30.48	31.40	32.45	32.67	32.59	31.90	30.78	419.91	

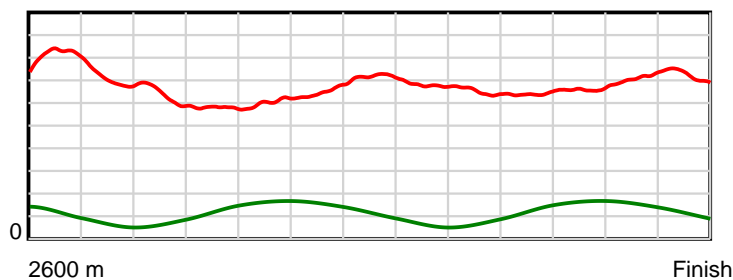
10 m Stride length



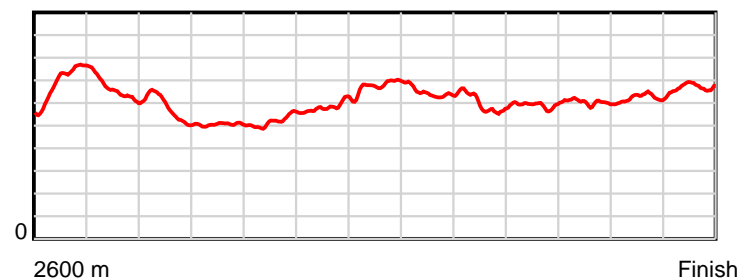
0.6 s Stride duration



20 m/sec Speed



100 % Stride efficiency



Note: Horizontal distance axis grid lines are 200m furlongs.

## Disclaimer.

HRNZ and NZMTC and Thoroughbred Ratings Pty Ltd accepts no responsibility for the completeness or accuracy of any of the information contained herein, and makes no representations about its suitability for any particular purpose. Users should make their own judgements about those matters and/or seek independent advice. You assume all risks associated with use of the data provided on this page.



# Race Results



July 27, 2023, Race 7, , Distance 2600m, Addington - Survey 3200m

Result	TAB no.	Horse (Barrier)	2600 to	2400m to
6th	14	Champagneandwi... (13)	2400m	2200m
		Position in running (margin)	-	13(12.4)
		Sectional time (s)	13.95	14.65
		Cumulative time (s)	195.40	181.45
		Speed (m/s)	14.34	13.65
		Stride length (m)	6.40	6.06
		Stride duration (s)	0.439	0.444
		Stride efficiency (%)	63.93	57.41
		Stride count	31.27	33.00

## Disclaimer.

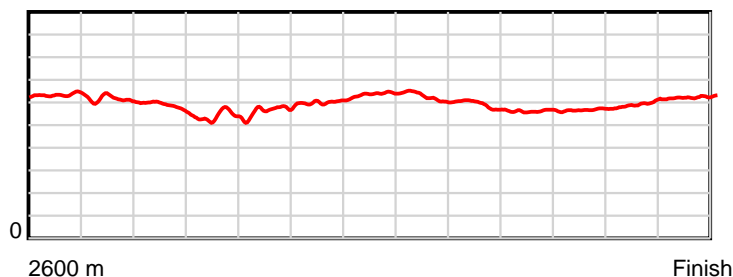
HRNZ and NZMTC and Thoroughbred Ratings Pty Ltd accepts no responsibility for the completeness or accuracy of any of the information contained herein, and makes no representations about its suitability for any particular purpose. Users should make their own judgements about those matters and/or seek independent advice. You assume all risks associated with use of the data provided on this page.

# Race Results

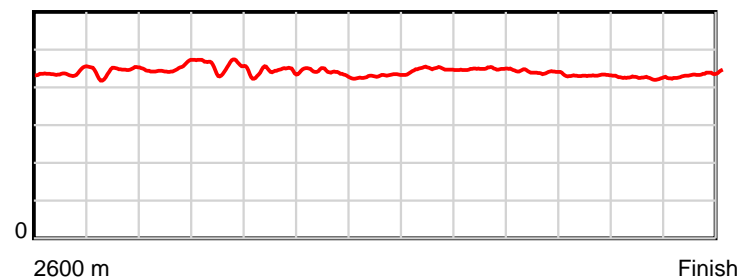
July 27, 2023, Race 7, , Distance 2600m, Addington - Survey 3200m

Result	TAB no.	Horse (Barrier)	2200m to	2000m to	1800m to	1600m to	1400m to	1200m to	1000m to	800m to	600m to	400m to	200m to	Total or	Margin
6th	14	Champagneandwi... (13)	2000m	1800m	1600m	1400m	1200m	1000m	800m	600m	400m	200m	WP	Average	
		Position in running (margin)	11(13.9)	11(13.1)	13(11.1)	10(6.3)	6(2.7)	2(1.9)	2(1.2)	2(1.4)	2(1.5)	2(1.5)	5(3.1)		4.50
		Sectional time (s)	15.71	16.96	15.99	14.95	13.51	14.69	15.45	15.65	15.34	14.49	14.06		
		Cumulative time (s)	166.80	151.09	134.13	118.14	103.19	89.68	74.99	59.54	43.89	28.55	14.06	3:15.40	
		Speed (m/s)	12.73	11.79	12.51	13.38	14.80	13.61	12.94	12.78	13.04	13.80	14.22	13.31	
		Stride length (m)	5.74	5.41	5.53	5.88	6.38	6.11	5.81	5.62	5.62	5.86	6.20	5.88	
		Stride duration (s)	0.451	0.459	0.442	0.439	0.431	0.449	0.449	0.440	0.431	0.424	0.436	0.442	
		Stride efficiency (%)	51.48	45.71	47.71	53.98	63.67	58.33	52.76	49.27	49.39	53.66	60.02	53.97	
		Stride count	34.85	36.98	36.20	34.03	31.33	32.74	34.42	35.62	35.58	34.13	32.27	442.42	

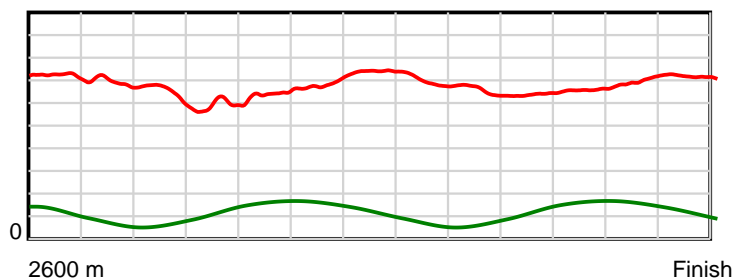
10 m Stride length



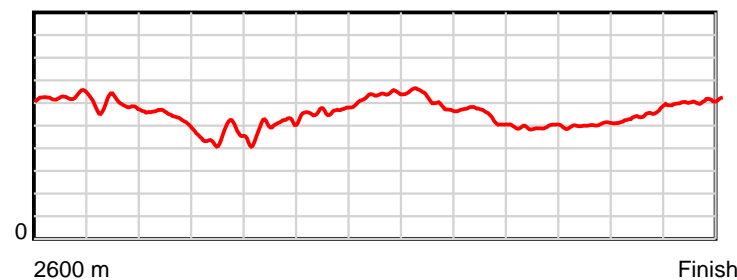
0.6 s Stride duration



20 m/sec Speed



100 % Stride efficiency



Note: Horizontal distance axis grid lines are 200m furlongs.

## Disclaimer.

HRNZ and NZMTC and Thoroughbred Ratings Pty Ltd accepts no responsibility for the completeness or accuracy of any of the information contained herein, and makes no representations about its suitability for any particular purpose. Users should make their own judgements about those matters and/or seek independent advice. You assume all risks associated with use of the data provided on this page.



# Race Results



July 27, 2023, Race 7, , Distance 2600m, Addington - Survey 3200m

Result	TAB no.	Horse (Barrier)	2600 to	2400m to
7th	1	South Seas Roc... (1)	2400m	2200m
		Position in running (margin)	-	3(2.2)
		Sectional time (s)	12.38	14.29
		Cumulative time (s)	195.47	183.09
		Speed (m/s)	16.16	14.00
		Stride length (m)	6.53	6.25
		Stride duration (s)	0.411	0.447
		Stride efficiency (%)	66.67	61.10
		Stride count	30.62	31.98

## Disclaimer.

HRNZ and NZMTC and Thoroughbred Ratings Pty Ltd accepts no responsibility for the completeness or accuracy of any of the information contained herein, and makes no representations about its suitability for any particular purpose. Users should make their own judgements about those matters and/or seek independent advice. You assume all risks associated with use of the data provided on this page.

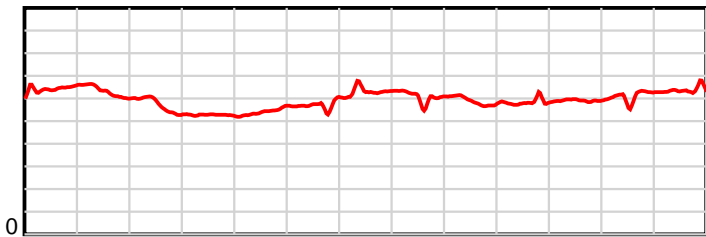
# Race Results

July 27, 2023, Race 7, , Distance 2600m, Addington - Survey 3200m

Result	TAB no.	Horse (Barrier)	2200m to	2000m to	1800m to	1600m to	1400m to	1200m to	1000m to	800m to	600m to	400m to	200m to	Total or	Margin
7th	1	South Seas Roc... (1)	2000m	1800m	1600m	1400m	1200m	1000m	800m	600m	400m	200m	WP	Average	
		Position in running (margin)	3(1.6)	3(1.9)	3(1.6)	3(1.4)	4(1.3)	5(3.7)	5(3.7)	5(3.7)	5(4.0)	5(3.9)	6(3.7)		4.90
		Sectional time (s)	15.89	17.27	16.75	15.54	14.04	14.81	15.41	15.69	15.32	14.19	13.89		
		Cumulative time (s)	168.80	152.91	135.64	118.89	103.35	89.31	74.50	59.09	43.40	28.08	13.89	3:15.47	
		Speed (m/s)	12.59	11.58	11.94	12.87	14.25	13.50	12.98	12.75	13.05	14.09	14.40	13.30	
		Stride length (m)	5.67	5.28	5.42	5.69	6.31	6.03	5.87	5.82	5.88	6.06	6.32	5.91	
		Stride duration (s)	0.451	0.455	0.453	0.442	0.443	0.446	0.453	0.457	0.450	0.430	0.439	0.444	
		Stride efficiency (%)	50.27	43.50	45.83	50.63	62.13	56.75	53.93	52.95	53.96	57.35	62.45	54.60	
		Stride count	35.26	37.91	36.93	35.14	31.72	33.19	34.04	34.36	34.03	33.02	31.64	439.84	

10 m

Stride length

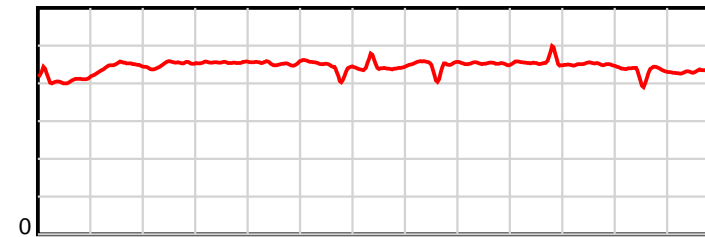


2600 m

Finish

0.6 s

Stride duration

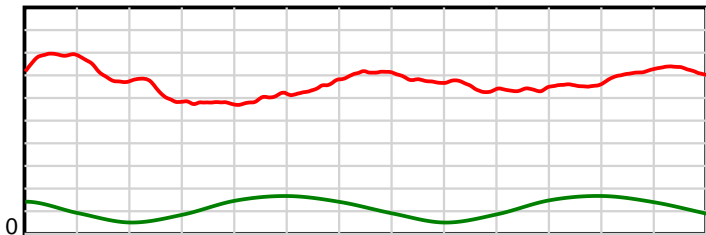


2600 m

Finish

20 m/sec

Speed

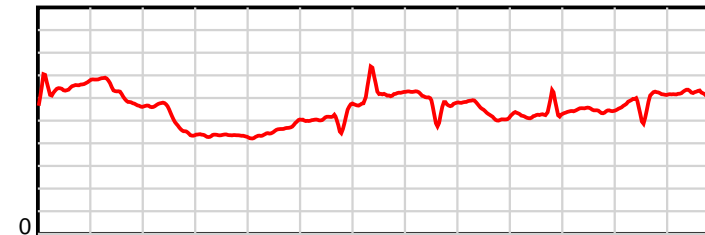


2600 m

Finish

100 %

Stride efficiency



2600 m

Finish

Note: Horizontal distance axis grid lines are 200m furlongs.

**Disclaimer.**

HRNZ and NZMTC and Thoroughbred Ratings Pty Ltd accepts no responsibility for the completeness or accuracy of any of the information contained herein, and makes no representations about its suitability for any particular purpose. Users should make their own judgements about those matters and/or seek independent advice. You assume all risks associated with use of the data provided on this page.



# Race Results



July 27, 2023, Race 7, , Distance 2600m, Addington - Survey 3200m

Result	TAB no.	Horse (Barrier)	2600 to	2400m to
8th	10	<b>Teds Legacy (9)</b>	<b>2400m</b>	<b>2200m</b>
		Position in running (margin)	-	5(5.6)
		Sectional time (s)	12.90	14.17
		Cumulative time (s)	195.64	182.74
		Speed (m/s)	15.51	14.11
		Stride length (m)	6.77	6.53
		Stride duration (s)	0.430	0.463
		Stride efficiency (%)	71.66	66.69
		Stride count	29.53	30.62

## Disclaimer.

HRNZ and NZMTC and Thoroughbred Ratings Pty Ltd accepts no responsibility for the completeness or accuracy of any of the information contained herein, and makes no representations about its suitability for any particular purpose. Users should make their own judgements about those matters and/or seek independent advice. You assume all risks associated with use of the data provided on this page.

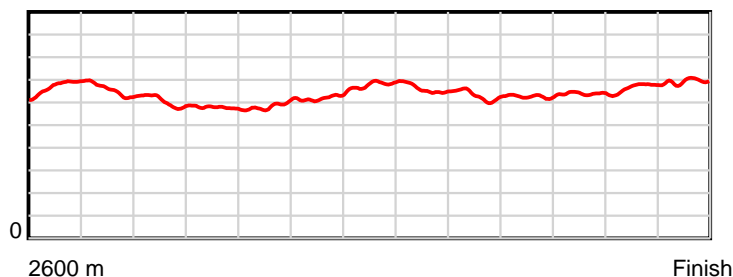


# Race Results

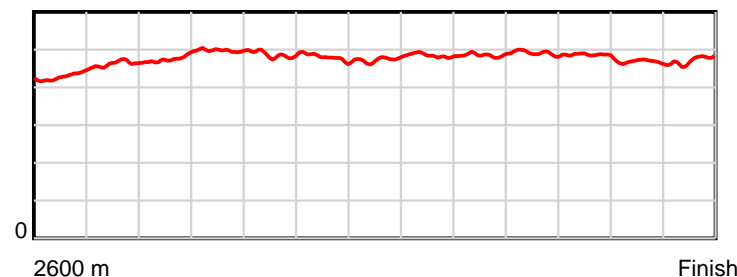
July 27, 2023, Race 7, , Distance 2600m, Addington - Survey 3200m

Result	TAB no.	Horse (Barrier)	2200m to	2000m to	1800m to	1600m to	1400m to	1200m to	1000m to	800m to	600m to	400m to	200m to	Total or	Margin
8th	10	<b>Teds Legacy (9)</b>	<b>2000m</b>	<b>1800m</b>	<b>1600m</b>	<b>1400m</b>	<b>1200m</b>	<b>1000m</b>	<b>800m</b>	<b>600m</b>	<b>400m</b>	<b>200m</b>	<b>WP</b>	<b>Average</b>	
		Position in running (margin)	5(4.3)	5(3.8)	5(3.5)	6(3.6)	8(3.6)	7(5.9)	7(5.2)	7(5.7)	7(6.2)	7(6.2)	7(5.5)		5.80
		Sectional time (s)	15.77	17.25	16.80	15.55	14.03	14.69	15.49	15.72	15.33	14.11	13.83		
		Cumulative time (s)	168.57	152.80	135.55	118.75	103.20	89.17	74.48	58.99	43.27	27.94	13.83	3:15.64	
		Speed (m/s)	12.68	11.59	11.90	12.86	14.26	13.61	12.91	12.72	13.05	14.17	14.46	13.29	
		Stride length (m)	6.03	5.77	5.80	6.17	6.76	6.60	6.27	6.25	6.35	6.62	6.86	6.35	
		Stride duration (s)	0.475	0.498	0.487	0.479	0.474	0.485	0.485	0.491	0.486	0.467	0.474	0.478	
		Stride efficiency (%)	56.82	52.02	52.52	59.42	71.36	68.06	61.35	60.97	62.95	68.53	73.52	62.95	
		Stride count	33.17	34.66	34.50	32.43	29.60	30.31	31.92	32.02	31.51	30.20	29.16	409.63	

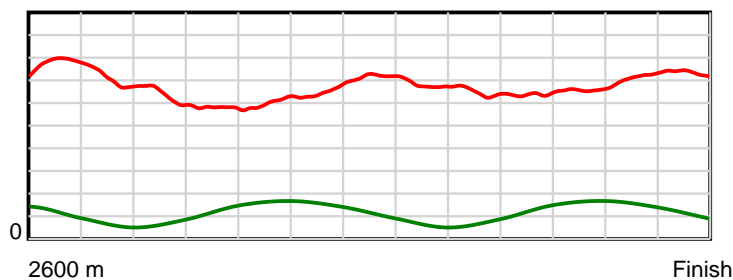
10 m Stride length



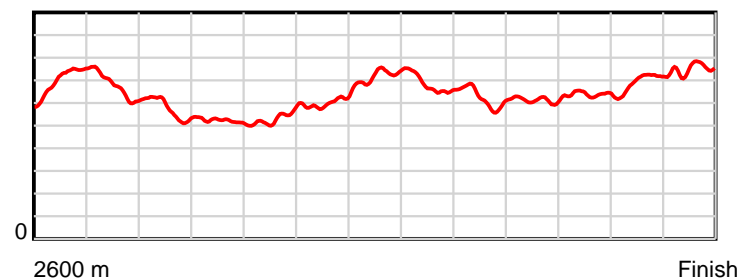
0.6 s Stride duration



20 m/sec Speed



100 % Stride efficiency



Note: Horizontal distance axis grid lines are 200m furlongs.

## Disclaimer.

HRNZ and NZMTC and Thoroughbred Ratings Pty Ltd accepts no responsibility for the completeness or accuracy of any of the information contained herein, and makes no representations about its suitability for any particular purpose. Users should make their own judgements about those matters and/or seek independent advice. You assume all risks associated with use of the data provided on this page.



# Race Results



July 27, 2023, Race 7, , Distance 2600m, Addington - Survey 3200m

Result	TAB no.	Horse (Barrier)	2600 to	2400m to
9th	5	<b>Prima Donna (4)</b>	<b>2400m</b>	<b>2200m</b>
		Position in running (margin)	-	2(1.0)
		Sectional time (s)	12.15	14.41
		Cumulative time (s)	195.66	183.51
		Speed (m/s)	16.46	13.88
		Stride length (m)	7.07	6.55
		Stride duration (s)	0.434	0.472
		Stride efficiency (%)	78.02	67.11
		Stride count	28.30	30.52

## Disclaimer.

HRNZ and NZMTC and Thoroughbred Ratings Pty Ltd accepts no responsibility for the completeness or accuracy of any of the information contained herein, and makes no representations about its suitability for any particular purpose. Users should make their own judgements about those matters and/or seek independent advice. You assume all risks associated with use of the data provided on this page.

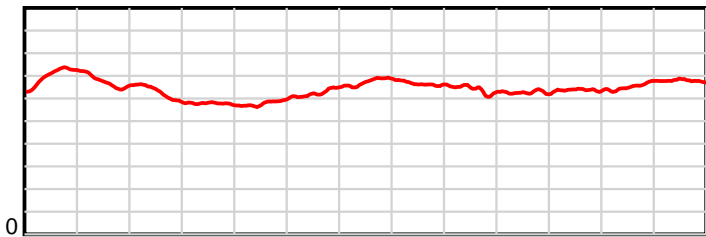
# Race Results

July 27, 2023, Race 7, , Distance 2600m, Addington - Survey 3200m

Result	TAB no.	Horse (Barrier)	2200m to	2000m to	1800m to	1600m to	1400m to	1200m to	1000m to	800m to	600m to	400m to	200m to	Total or	Margin
9th	5	<b>Prima Donna (4)</b>	<b>2000m</b>	<b>1800m</b>	<b>1600m</b>	<b>1400m</b>	<b>1200m</b>	<b>1000m</b>	<b>800m</b>	<b>600m</b>	<b>400m</b>	<b>200m</b>	<b>WP</b>	<b>Average</b>	
		Position in running (margin)	2(1.1)	2(1.1)	2(0.9)	5(2.7)	7(3.5)	8(6.4)	8(6.4)	8(6.6)	8(6.6)	8(6.9)	8(5.8)		5.90
		Sectional time (s)	15.85	17.28	17.08	15.68	14.13	14.80	15.45	15.64	15.38	14.05	13.76		
		Cumulative time (s)	169.10	153.25	135.97	118.89	103.21	89.08	74.28	58.83	43.19	27.81	13.76	3:15.66	
		Speed (m/s)	12.62	11.57	11.71	12.76	14.15	13.51	12.94	12.79	13.00	14.23	14.53	13.29	
		Stride length (m)	6.09	5.76	5.70	6.16	6.71	6.46	6.26	6.23	6.24	6.43	6.71	6.32	
		Stride duration (s)	0.483	0.497	0.487	0.483	0.474	0.478	0.483	0.487	0.480	0.452	0.462	0.475	
		Stride efficiency (%)	58.02	51.76	50.85	59.26	70.31	65.25	61.19	60.75	60.82	64.66	70.44	62.33	
		Stride count	32.82	34.75	35.06	32.48	29.82	30.95	31.96	32.08	32.06	31.09	29.79	411.68	

10 m

Stride length

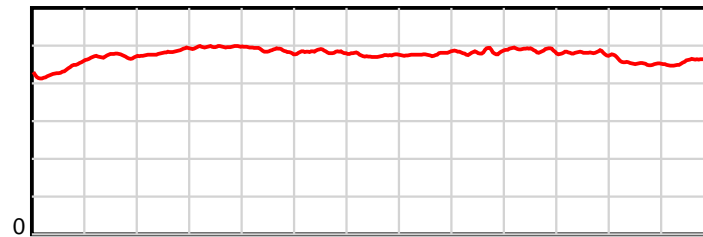


2600 m

Finish

0.6 s

Stride duration

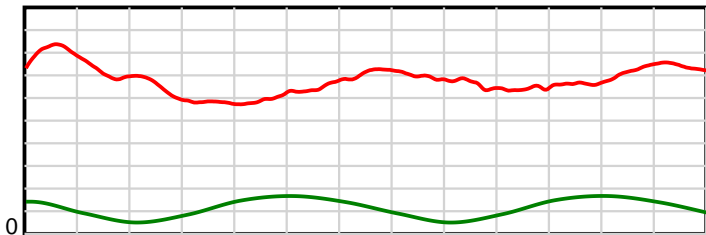


2600 m

Finish

20 m/sec

Speed

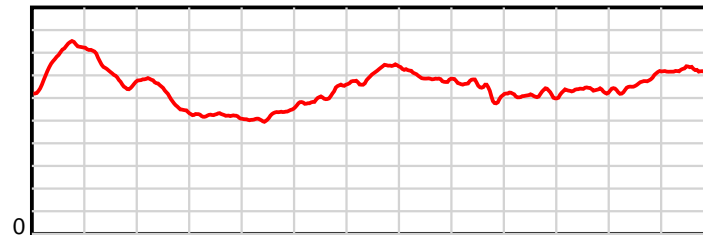


2600 m

Finish

100 %

Stride efficiency



2600 m

Finish

Note: Horizontal distance axis grid lines are 200m furlongs.

**Disclaimer.**

HRNZ and NZMTC and Thoroughbred Ratings Pty Ltd accepts no responsibility for the completeness or accuracy of any of the information contained herein, and makes no representations about its suitability for any particular purpose. Users should make their own judgements about those matters and/or seek independent advice. You assume all risks associated with use of the data provided on this page.



# Race Results



July 27, 2023, Race 7, , Distance 2600m, Addington - Survey 3200m

Result	TAB no.	Horse (Barrier)	2600 to	2400m to
10th	11	<b>Adesanya (10)</b>	<b>2400m</b>	<b>2200m</b>
		Position in running (margin)	-	7(7.6)
		Sectional time (s)	13.33	14.58
		Cumulative time (s)	196.02	182.69
		Speed (m/s)	15.00	13.72
		Stride length (m)	6.64	6.32
		Stride duration (s)	0.431	0.461
		Stride efficiency (%)	68.82	62.39
		Stride count	30.14	31.65

## Disclaimer.

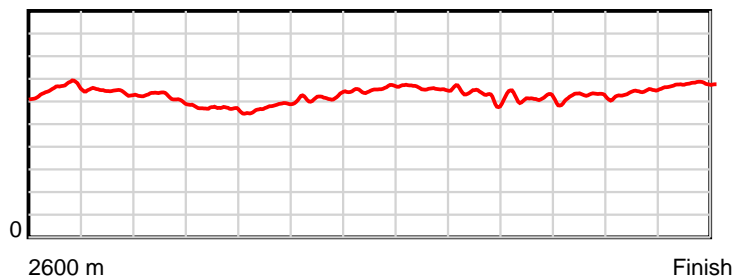
HRNZ and NZMTC and Thoroughbred Ratings Pty Ltd accepts no responsibility for the completeness or accuracy of any of the information contained herein, and makes no representations about its suitability for any particular purpose. Users should make their own judgements about those matters and/or seek independent advice. You assume all risks associated with use of the data provided on this page.

# Race Results

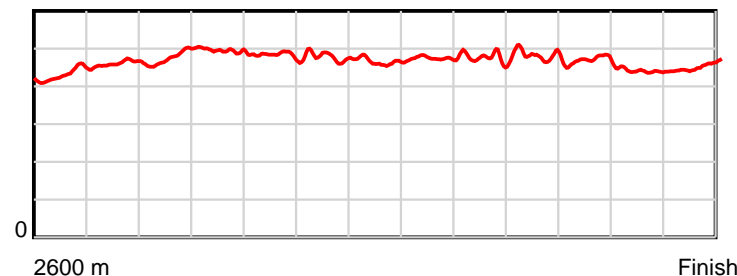
July 27, 2023, Race 7, , Distance 2600m, Addington - Survey 3200m

Result	TAB no.	Horse (Barrier)	2200m to	2000m to	1800m to	1600m to	1400m to	1200m to	1000m to	800m to	600m to	400m to	200m to	Total or	Margin
10th	11	Adesanya (10)	2000m	1800m	1600m	1400m	1200m	1000m	800m	600m	400m	200m	WP	Average	
		Position in running (margin)	7(8.7)	8(6.9)	9(7.0)	12(8.6)	12(9.0)	12(11.9)	12(11.5)	12(12.0)	12(12.3)	12(12.7)	12(9.9)		7.90
		Sectional time (s)	15.56	17.33	17.03	15.62	14.14	14.73	15.50	15.67	15.41	13.76	13.36		
		Cumulative time (s)	168.11	152.55	135.22	118.19	102.57	88.43	73.70	58.20	42.53	27.12	13.36	3:16.02	
		Speed (m/s)	12.85	11.54	11.74	12.80	14.14	13.58	12.90	12.76	12.98	14.53	14.97	13.26	
		Stride length (m)	6.13	5.71	5.67	6.13	6.59	6.46	6.15	6.12	6.07	6.39	6.81	6.23	
		Stride duration (s)	0.477	0.495	0.483	0.478	0.466	0.476	0.477	0.479	0.468	0.440	0.455	0.469	
		Stride efficiency (%)	58.68	50.95	50.17	58.64	67.82	65.23	59.09	58.45	57.67	63.82	72.56	60.60	
		Stride count	32.64	35.02	35.30	32.65	30.36	30.96	32.52	32.70	32.92	31.30	29.35	417.51	

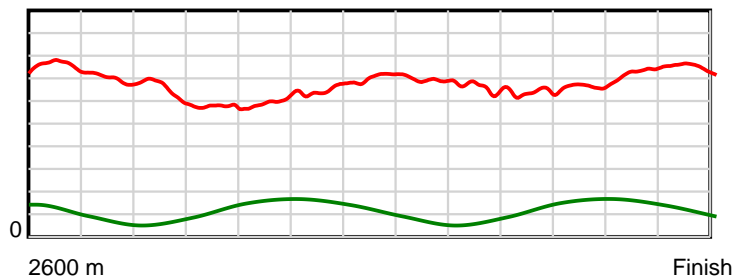
10 m Stride length



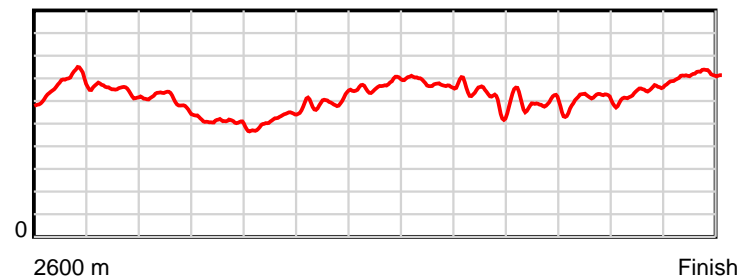
0.6 s Stride duration



20 m/sec Speed



100 % Stride efficiency



Note: Horizontal distance axis grid lines are 200m furlongs.

## Disclaimer.

HRNZ and NZMTC and Thoroughbred Ratings Pty Ltd accepts no responsibility for the completeness or accuracy of any of the information contained herein, and makes no representations about its suitability for any particular purpose. Users should make their own judgements about those matters and/or seek independent advice. You assume all risks associated with use of the data provided on this page.



# Race Results



July 27, 2023, Race 7, , Distance 2600m, Addington - Survey 3200m

Result	TAB no.	Horse (Barrier)	2600 to	2400m to
11th	6	<b>Victor Bravo (5)</b>	<b>2400m</b>	<b>2200m</b>
		Position in running (margin)	-	6(5.7)
		Sectional time (s)	12.91	14.50
		Cumulative time (s)	196.05	183.14
		Speed (m/s)	15.49	13.79
		Stride length (m)	5.85	5.85
		Stride duration (s)	0.380	0.424
		Stride efficiency (%)	53.51	53.45
		Stride count	34.18	34.20

#### Disclaimer.

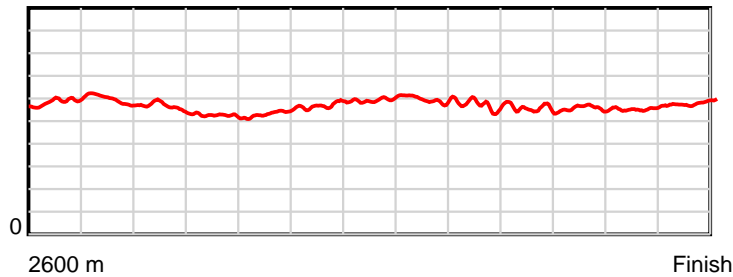
HRNZ and NZMTC and Thoroughbred Ratings Pty Ltd accepts no responsibility for the completeness or accuracy of any of the information contained herein, and makes no representations about its suitability for any particular purpose. Users should make their own judgements about those matters and/or seek independent advice. You assume all risks associated with use of the data provided on this page.

# Race Results

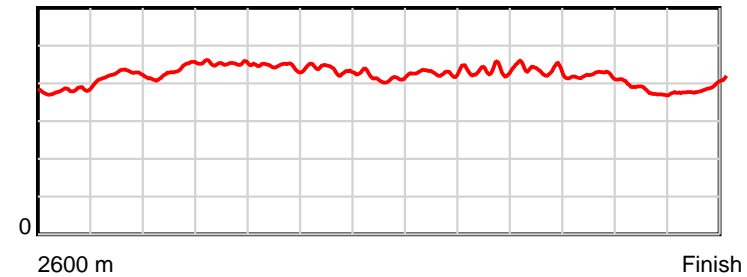
July 27, 2023, Race 7, , Distance 2600m, Addington - Survey 3200m

Result	TAB no.	Horse (Barrier)	2200m to	2000m to	1800m to	1600m to	1400m to	1200m to	1000m to	800m to	600m to	400m to	200m to	Total or	Margin
11th	6	<b>Victor Bravo (5)</b>	<b>2000m</b>	<b>1800m</b>	<b>1600m</b>	<b>1400m</b>	<b>1200m</b>	<b>1000m</b>	<b>800m</b>	<b>600m</b>	<b>400m</b>	<b>200m</b>	<b>WP</b>	<b>Average</b>	
		Position in running (margin)	6(6.3)	6(4.9)	6(4.8)	11(6.7)	11(7.1)	11(10.2)	11(10.0)	11(10.2)	11(10.5)	11(10.6)	11(9.3)		8.10
		Sectional time (s)	15.61	17.29	17.10	15.62	14.15	14.78	15.44	15.68	15.37	14.01	13.59		
		Cumulative time (s)	168.64	153.03	135.74	118.64	103.02	88.87	74.09	58.65	42.97	27.60	13.59	3:16.05	
		Speed (m/s)	12.81	11.57	11.70	12.80	14.13	13.53	12.95	12.76	13.01	14.28	14.72	13.26	
		Stride length (m)	5.54	5.23	5.21	5.59	5.88	5.81	5.62	5.54	5.46	5.42	5.74	5.59	
		Stride duration (s)	0.432	0.452	0.445	0.437	0.416	0.429	0.434	0.434	0.420	0.380	0.390	0.421	
		Stride efficiency (%)	47.93	42.75	42.38	48.82	54.09	52.75	49.34	47.97	46.65	45.97	51.52	48.79	
		Stride count	36.11	38.24	38.40	35.78	33.99	34.42	35.59	36.10	36.61	36.88	34.83	465.33	

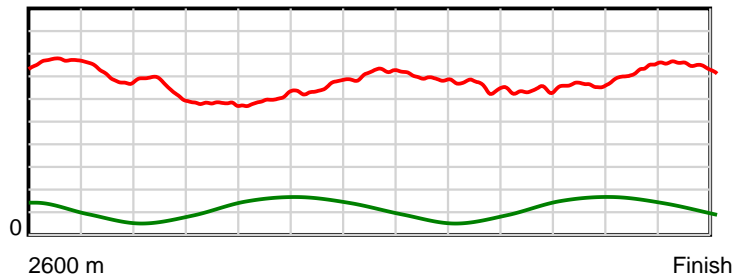
10 m Stride length



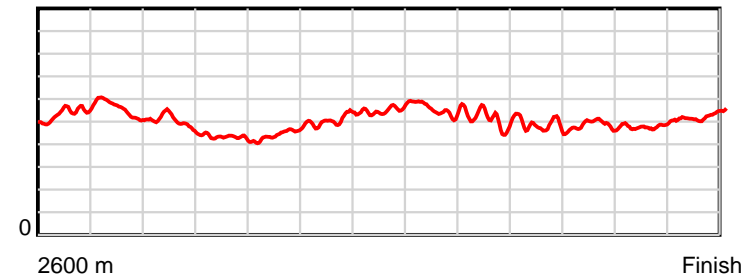
0.6 s Stride duration



20 m/sec Speed



100 % Stride efficiency



Note: Horizontal distance axis grid lines are 200m furlongs.

## Disclaimer.

HRNZ and NZMTC and Thoroughbred Ratings Pty Ltd accepts no responsibility for the completeness or accuracy of any of the information contained herein, and makes no representations about its suitability for any particular purpose. Users should make their own judgements about those matters and/or seek independent advice. You assume all risks associated with use of the data provided on this page.



# Race Results



July 27, 2023, Race 7, , Distance 2600m, Addington - Survey 3200m

Result	TAB no.	Horse (Barrier)	2600 to	2400m to
12th	12	Major Memphis (11)	2400m	2200m
		Position in running (margin)	-	11(9.7)
		Sectional time (s)	13.69	14.47
		Cumulative time (s)	196.28	182.59
		Speed (m/s)	14.61	13.82
		Stride length (m)	6.78	6.48
		Stride duration (s)	0.454	0.469
		Stride efficiency (%)	71.90	65.70
		Stride count	29.48	30.84

## Disclaimer.

HRNZ and NZMTC and Thoroughbred Ratings Pty Ltd accepts no responsibility for the completeness or accuracy of any of the information contained herein, and makes no representations about its suitability for any particular purpose. Users should make their own judgements about those matters and/or seek independent advice. You assume all risks associated with use of the data provided on this page.

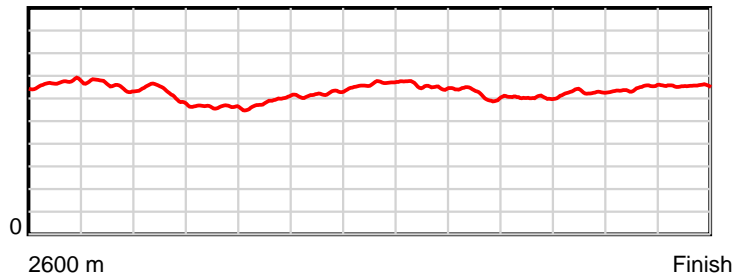


# Race Results

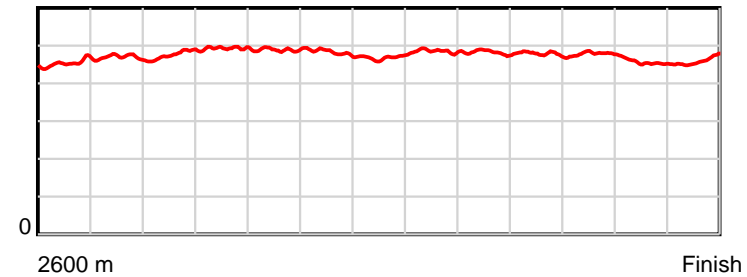
July 27, 2023, Race 7, , Distance 2600m, Addington - Survey 3200m

Result	TAB no.	Horse (Barrier)	2200m to	2000m to	1800m to	1600m to	1400m to	1200m to	1000m to	800m to	600m to	400m to	200m to	Total or	Margin
12th	12	Major Memphis (11)	2000m	1800m	1600m	1400m	1200m	1000m	800m	600m	400m	200m	WP	Average	
		Position in running (margin)	8(10.1)	7(6.1)	8(5.9)	9(5.3)	10(5.6)	9(7.6)	9(7.9)	9(7.9)	9(8.1)	9(8.6)	10(8.0)		9.40
		Sectional time (s)	15.17	17.28	16.68	15.60	13.97	14.86	15.42	15.67	15.41	14.14	13.92		
		Cumulative time (s)	168.12	152.95	135.67	118.99	103.39	89.42	74.56	59.14	43.47	28.06	13.92	3:16.28	
		Speed (m/s)	13.18	11.57	11.99	12.82	14.32	13.46	12.97	12.76	12.98	14.14	14.37	13.25	
		Stride length (m)	6.28	5.70	5.86	6.18	6.72	6.53	6.24	6.09	6.21	6.44	6.63	6.30	
		Stride duration (s)	0.477	0.493	0.489	0.482	0.469	0.485	0.481	0.477	0.479	0.455	0.461	0.476	
		Stride efficiency (%)	61.72	50.82	53.66	59.77	70.55	66.68	60.88	57.99	60.27	64.80	68.59	62.12	
		Stride count	31.82	35.07	34.13	32.34	29.76	30.62	32.04	32.83	32.20	31.06	30.19	412.38	

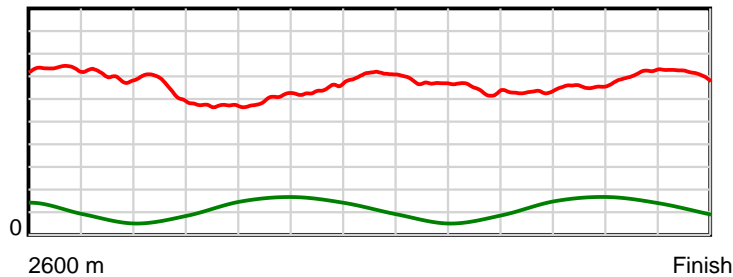
10 m Stride length



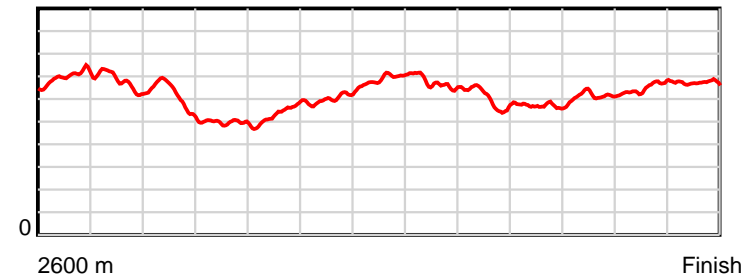
0.6 s Stride duration



20 m/sec Speed



100 % Stride efficiency



Note: Horizontal distance axis grid lines are 200m furlongs.

## Disclaimer.

HRNZ and NZMTC and Thoroughbred Ratings Pty Ltd accepts no responsibility for the completeness or accuracy of any of the information contained herein, and makes no representations about its suitability for any particular purpose. Users should make their own judgements about those matters and/or seek independent advice. You assume all risks associated with use of the data provided on this page.



# Race Results



July 27, 2023, Race 7, , Distance 2600m, Addington - Survey 3200m

Result	TAB no.	Horse (Barrier)	2600 to	2400m to
13th	7	Maren Franco (6)	2400m	2200m
		Position in running (margin)	-	8(7.6)
		Sectional time (s)	13.24	14.86
		Cumulative time (s)	196.31	183.07
		Speed (m/s)	15.11	13.46
		Stride length (m)	6.80	6.26
		Stride duration (s)	0.453	0.465
		Stride efficiency (%)	72.21	61.24
		Stride count	29.42	31.95

## Disclaimer.

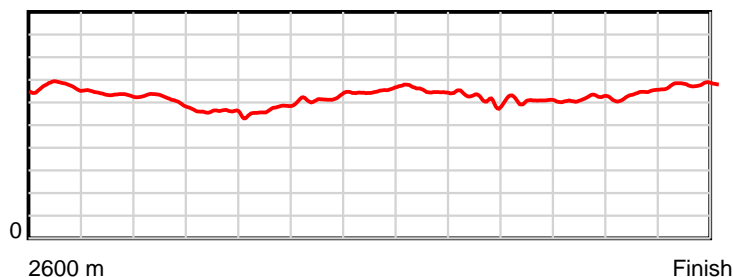
HRNZ and NZMTC and Thoroughbred Ratings Pty Ltd accepts no responsibility for the completeness or accuracy of any of the information contained herein, and makes no representations about its suitability for any particular purpose. Users should make their own judgements about those matters and/or seek independent advice. You assume all risks associated with use of the data provided on this page.

# Race Results

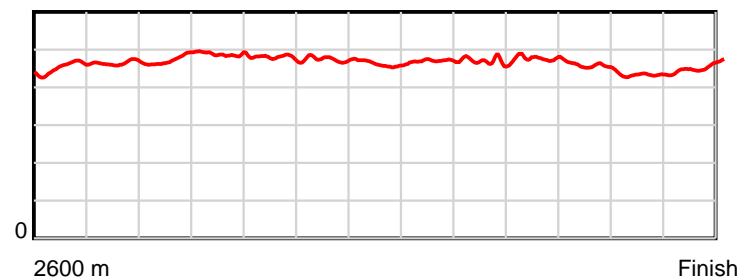
July 27, 2023, Race 7, , Distance 2600m, Addington - Survey 3200m

Result	TAB no.	Horse (Barrier)	2200m to	2000m to	1800m to	1600m to	1400m to	1200m to	1000m to	800m to	600m to	400m to	200m to	Total or	Margin
13th	7	Maren Franco (6)	2000m	1800m	1600m	1400m	1200m	1000m	800m	600m	400m	200m	WP	Average	
		Position in running (margin)	9(10.3)	9(9.0)	11(9.3)	13(10.8)	13(11.3)	13(13.8)	13(13.5)	13(13.9)	13(14.7)	13(13.4)	13(11.2)		9.60
		Sectional time (s)	15.62	17.36	17.03	15.63	14.07	14.75	15.48	15.76	15.13	13.86	13.52		
		Cumulative time (s)	168.21	152.59	135.23	118.20	102.57	88.50	73.75	58.27	42.51	27.38	13.52	3:16.31	
		Speed (m/s)	12.80	11.52	11.74	12.80	14.21	13.56	12.92	12.69	13.22	14.43	14.79	13.24	
		Stride length (m)	6.07	5.62	5.63	6.08	6.56	6.38	6.07	6.05	6.01	6.24	6.75	6.17	
		Stride duration (s)	0.474	0.488	0.479	0.475	0.461	0.470	0.470	0.477	0.455	0.433	0.456	0.466	
		Stride efficiency (%)	57.55	49.35	49.45	57.79	67.22	63.55	57.59	57.25	56.42	60.93	71.15	59.56	
		Stride count	32.96	35.59	35.55	32.89	30.49	31.36	32.94	33.04	33.28	32.03	29.64	421.14	

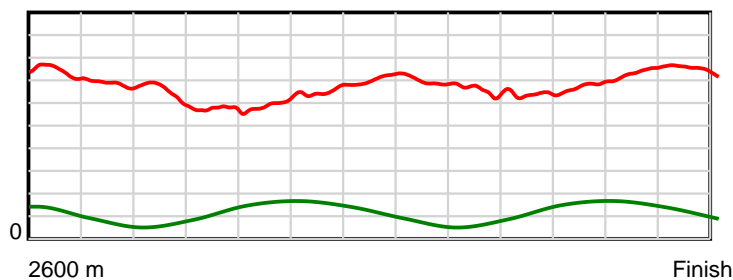
10 m Stride length



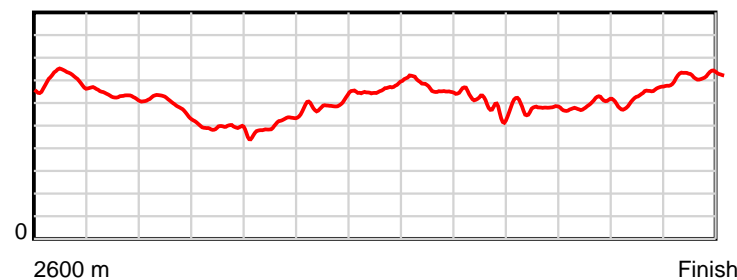
0.6 s Stride duration



20 m/sec Speed



100 % Stride efficiency



Note: Horizontal distance axis grid lines are 200m furlongs.

## Disclaimer.

HRNZ and NZMTC and Thoroughbred Ratings Pty Ltd accepts no responsibility for the completeness or accuracy of any of the information contained herein, and makes no representations about its suitability for any particular purpose. Users should make their own judgements about those matters and/or seek independent advice. You assume all risks associated with use of the data provided on this page.