



Race Results

NZ Metropolitan Trotting Club Inc, HRNZ, July 27, 2023

Compilation date: July 27, 2023, 9:13:46 PM (NZST)

Copyright © 2023 HRNZ and NZMTC. All rights reserved.

Trademarks.

StrideMASTER is a registered trademark of Thoroughbred Ratings Pty Ltd.

Disclaimer.

HRNZ and NZMTC and Thoroughbred Ratings Pty Ltd accepts no responsibility for the completeness or accuracy of any of the information contained herein, and makes no representations about its suitability for any particular purpose. Users should make their own judgements about those matters and/or seek independent advice. You assume all risks associated with use of the data provided on this page.



Race Results



July 27, 2023, Race 9, FIRST DIRECT TAXIS 2023 WINTER REWARDS MOBILE PACE, Distance 2600m, Addington - Survey 3200m

Result	TAB no.	Horse (Barrier)	2600 to	2400m to
1st	14	Sophia Bromac (0)	2400m	2200m
		Position in running (margin)	-	13(12.5)
		Sectional time (s)	14.77	14.47
		Cumulative time (s)	194.38	179.61
		Speed (m/s)	13.54	13.82
		Stride length (m)	6.33	6.15
		Stride duration (s)	0.445	0.445
		Stride efficiency (%)	62.61	59.10
		Stride count	31.60	32.52

Disclaimer.

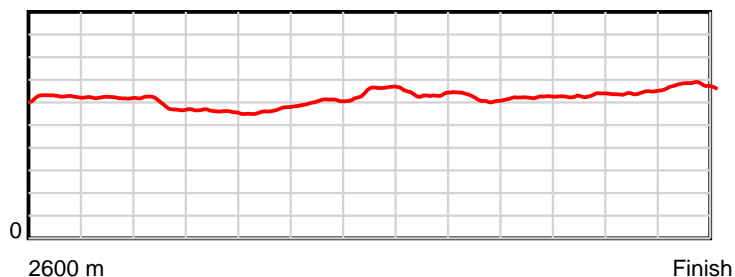
HRNZ and NZMTC and Thoroughbred Ratings Pty Ltd accepts no responsibility for the completeness or accuracy of any of the information contained herein, and makes no representations about its suitability for any particular purpose. Users should make their own judgements about those matters and/or seek independent advice. You assume all risks associated with use of the data provided on this page.

Race Results

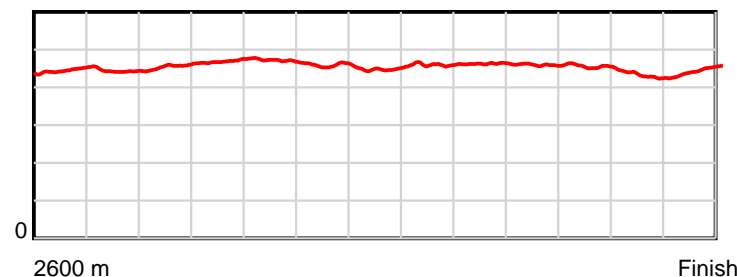
July 27, 2023, Race 9, FIRST DIRECT TAXIS 2023 WINTER REWARDS MOBILE PACE, Distance 2600m, Addington - Survey 3200m

Result	TAB no.	Horse (Barrier)	2200m to	2000m to	1800m to	1600m to	1400m to	1200m to	1000m to	800m to	600m to	400m to	200m to	Total or	Margin
1st	14	Sophia Bromac (0)	2000m	1800m	1600m	1400m	1200m	1000m	800m	600m	400m	200m	WP	Average	
		Position in running (margin)	10(14.0)	9(11.5)	10(10.9)	10(9.3)	12(9.5)	13(8.5)	13(9.7)	13(9.5)	12(7.6)	10(6.9)	6(2.8)		0.00
		Sectional time (s)	15.30	16.66	16.74	15.34	13.78	14.89	15.39	14.82	14.91	14.01	13.30		
		Cumulative time (s)	165.14	149.84	133.18	116.44	101.10	87.32	72.43	57.04	42.22	27.31	13.30	3:14.38	
		Speed (m/s)	13.07	12.00	11.95	13.04	14.51	13.43	13.00	13.50	13.41	14.28	15.04	13.38	
		Stride length (m)	5.94	5.62	5.64	5.99	6.50	6.18	6.01	6.20	6.11	6.16	6.72	6.11	
		Stride duration (s)	0.454	0.469	0.472	0.460	0.448	0.460	0.462	0.459	0.455	0.431	0.446	0.456	
		Stride efficiency (%)	55.11	49.44	49.75	56.15	66.12	59.70	56.41	60.08	58.25	59.22	70.49	58.24	
		Stride count	33.68	35.56	35.45	33.37	30.75	32.36	33.29	32.26	32.76	32.49	29.78	425.87	

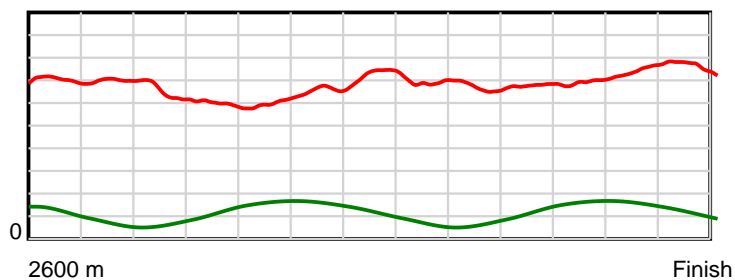
10 m Stride length



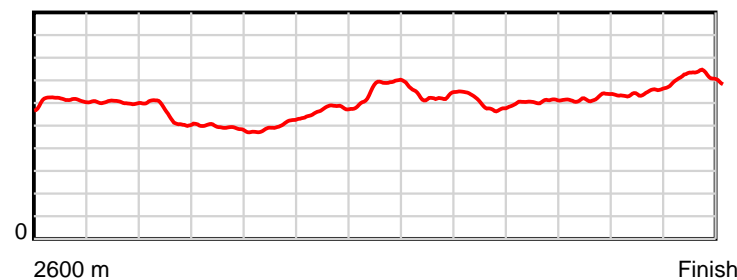
0.6 s Stride duration



20 m/sec Speed



100 % Stride efficiency



Note: Horizontal distance axis grid lines are 200m furlongs.

Disclaimer.

HRNZ and NZMTC and Thoroughbred Ratings Pty Ltd accepts no responsibility for the completeness or accuracy of any of the information contained herein, and makes no representations about its suitability for any particular purpose. Users should make their own judgements about those matters and/or seek independent advice. You assume all risks associated with use of the data provided on this page.



Race Results



July 27, 2023, Race 9, FIRST DIRECT TAXIS 2023 WINTER REWARDS MOBILE PACE, Distance 2600m, Addington - Survey 3200m

Result	TAB no.	Horse (Barrier)	2600 to	2400m to
2nd	13	Tremendous Lov... (13)	2400m	2200m
		Position in running (margin)	-	12(10.4)
		Sectional time (s)	14.44	15.26
		Cumulative time (s)	194.56	180.12
		Speed (m/s)	13.85	13.11
		Stride length (m)	6.26	5.85
		Stride duration (s)	0.435	0.447
		Stride efficiency (%)	61.23	53.50
		Stride count	31.95	34.18

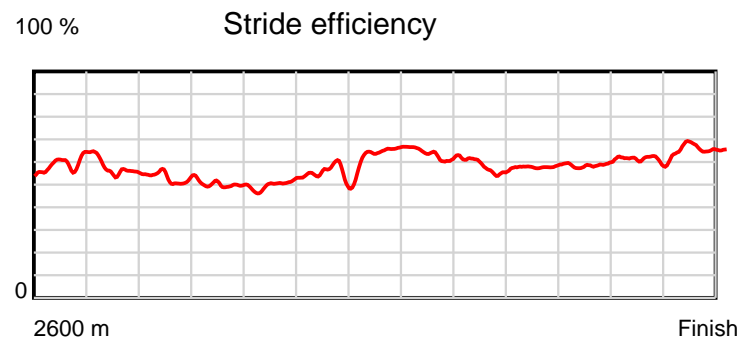
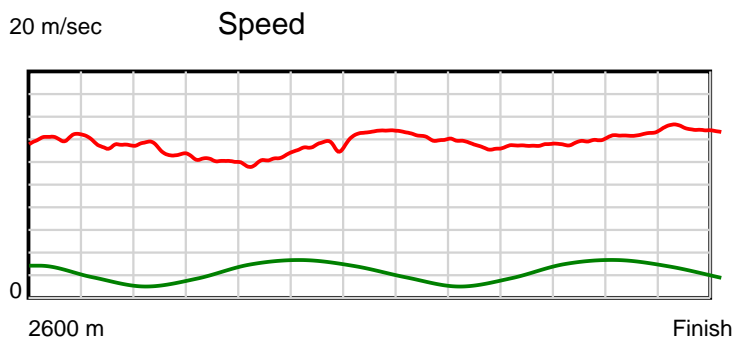
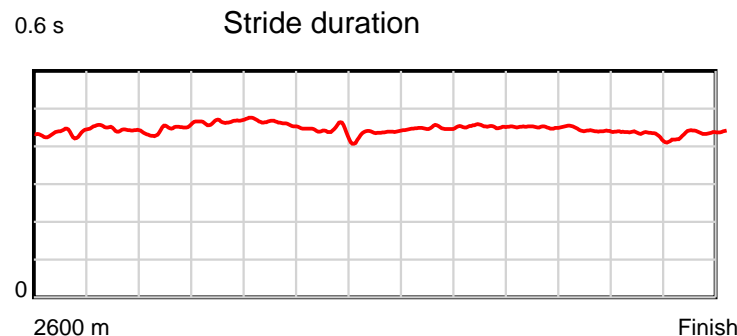
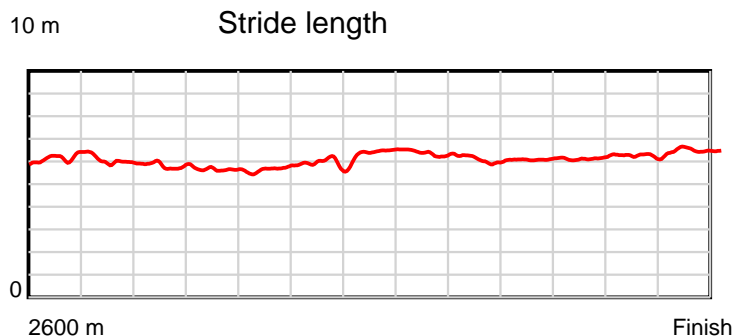
Disclaimer.

HRNZ and NZMTC and Thoroughbred Ratings Pty Ltd accepts no responsibility for the completeness or accuracy of any of the information contained herein, and makes no representations about its suitability for any particular purpose. Users should make their own judgements about those matters and/or seek independent advice. You assume all risks associated with use of the data provided on this page.

Race Results

July 27, 2023, Race 9, FIRST DIRECT TAXIS 2023 WINTER REWARDS MOBILE PACE, Distance 2600m, Addington - Survey 3200m

Result	TAB no.	Horse (Barrier)	2200m to	2000m to	1800m to	1600m to	1400m to	1200m to	1000m to	800m to	600m to	400m to	200m to	Total or	Margin
2nd	13	Tremendous Lov... (13)	2000m	1800m	1600m	1400m	1200m	1000m	800m	600m	400m	200m	WP	Average	
		Position in running (margin)	12(16.6)	11(15.4)	11(13.7)	11(11.0)	13(10.2)	11(7.9)	11(7.7)	11(7.6)	10(6.0)	9(5.5)	7(2.8)		1.00
		Sectional time (s)	15.51	16.47	16.57	15.17	13.57	14.65	15.40	14.86	14.98	14.23	13.45		
		Cumulative time (s)	164.86	149.35	132.88	116.31	101.14	87.57	72.92	57.52	42.66	27.68	13.45	3:14.56	
		Speed (m/s)	12.89	12.14	12.07	13.18	14.74	13.65	12.99	13.46	13.35	14.05	14.87	13.36	
		Stride length (m)	5.76	5.65	5.58	5.79	6.46	6.13	5.87	6.08	5.90	6.02	6.51	5.98	
		Stride duration (s)	0.447	0.466	0.462	0.440	0.439	0.449	0.452	0.451	0.442	0.428	0.438	0.447	
		Stride efficiency (%)	51.86	49.96	48.67	52.46	65.30	58.78	53.92	57.71	54.38	56.71	66.17	55.85	
		Stride count	34.72	35.37	35.84	34.52	30.94	32.61	34.05	32.91	33.90	33.20	30.73	434.92	



Note: Horizontal distance axis grid lines are 200m furlongs.

Disclaimer.

HRNZ and NZMTC and Thoroughbred Ratings Pty Ltd accepts no responsibility for the completeness or accuracy of any of the information contained herein, and makes no representations about its suitability for any particular purpose. Users should make their own judgements about those matters and/or seek independent advice. You assume all risks associated with use of the data provided on this page.



Race Results



July 27, 2023, Race 9, FIRST DIRECT TAXIS 2023 WINTER REWARDS MOBILE PACE, Distance 2600m, Addington - Survey 3200m

Result	TAB no.	Horse (Barrier)	2600 to	2400m to
3rd	5	Jaccka Opa (5)	2400m	2200m
		Position in running (margin)	-	8(6.2)
		Sectional time (s)	13.73	15.36
		Cumulative time (s)	194.61	180.88
		Speed (m/s)	14.56	13.02
		Stride length (m)	6.61	6.21
		Stride duration (s)	0.450	0.477
		Stride efficiency (%)	68.27	60.23
		Stride count	30.26	32.21

Disclaimer.

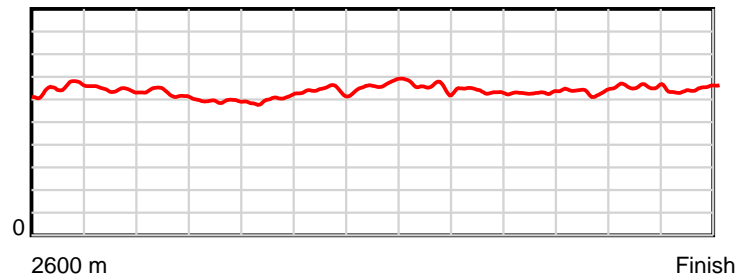
HRNZ and NZMTC and Thoroughbred Ratings Pty Ltd accepts no responsibility for the completeness or accuracy of any of the information contained herein, and makes no representations about its suitability for any particular purpose. Users should make their own judgements about those matters and/or seek independent advice. You assume all risks associated with use of the data provided on this page.

Race Results

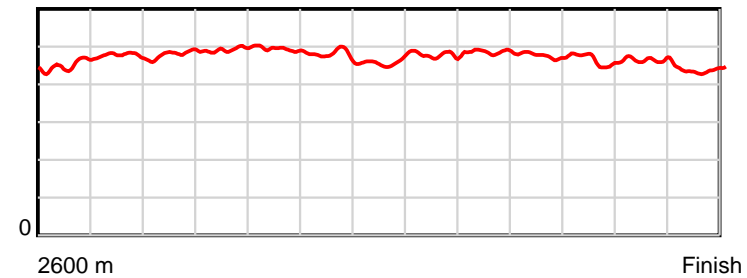
July 27, 2023, Race 9, FIRST DIRECT TAXIS 2023 WINTER REWARDS MOBILE PACE, Distance 2600m, Addington - Survey 3200m

Result	TAB no.	Horse (Barrier)	2200m to	2000m to	1800m to	1600m to	1400m to	1200m to	1000m to	800m to	600m to	400m to	200m to	Total or	Margin
3rd	5	Jaccka Opa (5)	2000m	1800m	1600m	1400m	1200m	1000m	800m	600m	400m	200m	WP	Average	
		Position in running (margin)	9(13.0)	10(11.7)	9(10.0)	8(7.2)	9(6.5)	8(4.8)	10(6.8)	10(7.0)	9(5.8)	7(4.5)	8(3.1)		1.20
		Sectional time (s)	15.50	16.46	16.56	15.18	13.67	15.02	15.44	14.92	14.83	14.45	13.49		
		Cumulative time (s)	165.52	150.02	133.56	117.00	101.82	88.15	73.13	57.69	42.77	27.94	13.49	3:14.61	
		Speed (m/s)	12.90	12.15	12.08	13.18	14.63	13.32	12.95	13.40	13.49	13.84	14.83	13.36	
		Stride length (m)	6.20	5.99	5.96	6.29	6.75	6.36	6.29	6.38	6.25	6.41	6.49	6.31	
		Stride duration (s)	0.480	0.493	0.493	0.478	0.462	0.478	0.485	0.476	0.463	0.463	0.438	0.473	
		Stride efficiency (%)	60.02	56.00	55.48	61.88	71.24	63.26	61.77	63.67	61.04	64.11	65.78	62.31	
		Stride count	32.27	33.41	33.57	31.78	29.62	31.43	31.81	31.33	32.00	31.22	30.83	411.74	

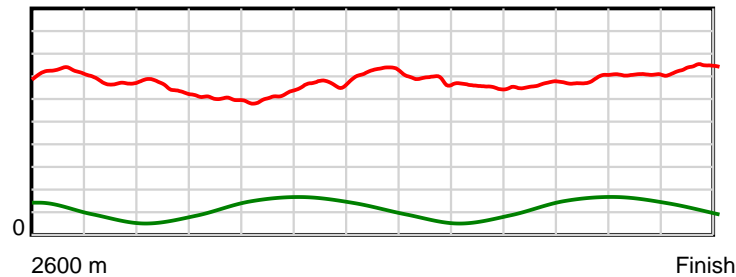
10 m Stride length



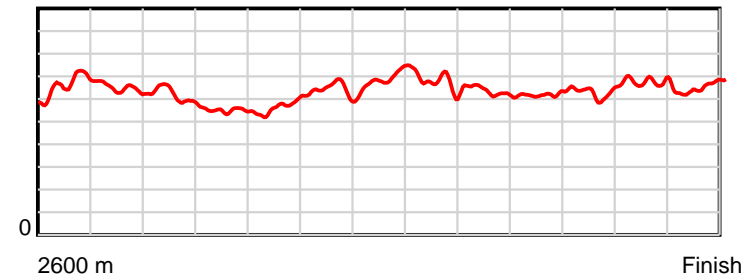
0.6 s Stride duration



20 m/sec Speed



100 % Stride efficiency



Note: Horizontal distance axis grid lines are 200m furlongs.

Disclaimer.

HRNZ and NZMTC and Thoroughbred Ratings Pty Ltd accepts no responsibility for the completeness or accuracy of any of the information contained herein, and makes no representations about its suitability for any particular purpose. Users should make their own judgements about those matters and/or seek independent advice. You assume all risks associated with use of the data provided on this page.



Race Results



July 27, 2023, Race 9, FIRST DIRECT TAXIS 2023 WINTER REWARDS MOBILE PACE, Distance 2600m, Addington - Survey 3200m

Result	TAB no.	Horse (Barrier)	2600 to	2400m to
4th	6	Tempo Warrior (6)	2400m	2200m
		Position in running (margin)	-	3(1.0)
		Sectional time (s)	12.95	14.21
		Cumulative time (s)	194.85	181.90
		Speed (m/s)	15.44	14.07
		Stride length (m)	6.55	6.21
		Stride duration (s)	0.419	0.441
		Stride efficiency (%)	67.14	60.23
		Stride count	30.51	32.21

Disclaimer.

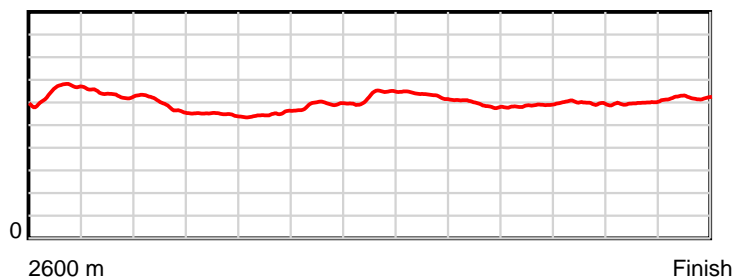
HRNZ and NZMTC and Thoroughbred Ratings Pty Ltd accepts no responsibility for the completeness or accuracy of any of the information contained herein, and makes no representations about its suitability for any particular purpose. Users should make their own judgements about those matters and/or seek independent advice. You assume all risks associated with use of the data provided on this page.

Race Results

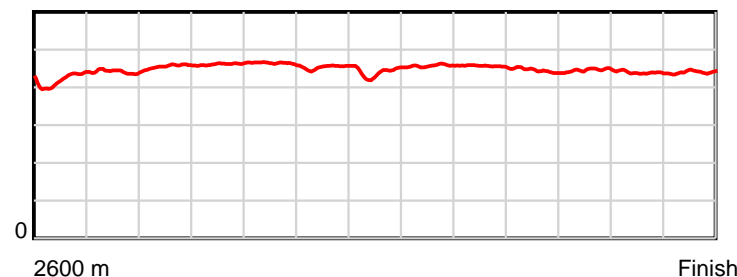
July 27, 2023, Race 9, FIRST DIRECT TAXIS 2023 WINTER REWARDS MOBILE PACE, Distance 2600m, Addington - Survey 3200m

Result	TAB no.	Horse (Barrier)	2200m to	2000m to	1800m to	1600m to	1400m to	1200m to	1000m to	800m to	600m to	400m to	200m to	Total or	Margin
4th	6	Tempo Warrior (6)	2000m	1800m	1600m	1400m	1200m	1000m	800m	600m	400m	200m	WP	Average	
		Position in running (margin)	2(1.0)	1(0.0)	1(0.0)	1(0.0)	1(0.0)	1(0.0)	1(0.0)	1(0.0)	1(0.0)	1(0.0)	1(0.0)		2.60
		Sectional time (s)	15.56	16.75	17.02	15.30	13.96	14.68	15.42	15.12	15.04	14.68	14.16		
		Cumulative time (s)	167.69	152.13	135.38	118.36	103.06	89.10	74.42	59.00	43.88	28.84	14.16	3:14.85	
		Speed (m/s)	12.85	11.94	11.75	13.07	14.33	13.62	12.97	13.23	13.30	13.62	14.12	13.34	
		Stride length (m)	5.86	5.51	5.45	5.93	6.31	6.23	5.92	5.88	5.92	5.98	6.23	5.98	
		Stride duration (s)	0.456	0.462	0.464	0.454	0.441	0.457	0.456	0.445	0.446	0.439	0.441	0.449	
		Stride efficiency (%)	53.75	47.46	46.42	54.97	62.31	60.66	54.70	54.04	54.84	55.94	60.60	55.97	
		Stride count	34.10	36.29	36.70	33.72	31.67	32.10	33.80	34.01	33.76	33.43	32.12	434.42	

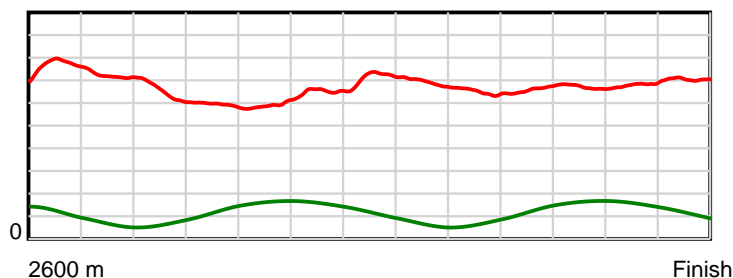
10 m Stride length



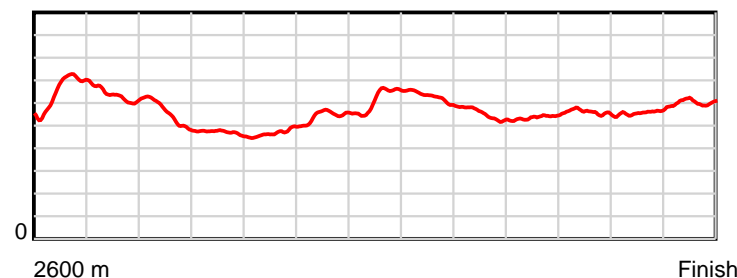
0.6 s Stride duration



20 m/sec Speed



100 % Stride efficiency



Note: Horizontal distance axis grid lines are 200m furlongs.

Disclaimer.

HRNZ and NZMTC and Thoroughbred Ratings Pty Ltd accepts no responsibility for the completeness or accuracy of any of the information contained herein, and makes no representations about its suitability for any particular purpose. Users should make their own judgements about those matters and/or seek independent advice. You assume all risks associated with use of the data provided on this page.



Race Results



July 27, 2023, Race 9, FIRST DIRECT TAXIS 2023 WINTER REWARDS MOBILE PACE, Distance 2600m, Addington - Survey 3200m

Result	TAB no.	Horse (Barrier)	2600 to 2400m	2400m to 2200m
5th	10	Motor Mouth (10)	2400m	2200m
		Position in running (margin)	-	6(4.9)
		Sectional time (s)	13.57	14.51
		Cumulative time (s)	195.06	181.49
		Speed (m/s)	14.73	13.78
		Stride length (m)	6.83	6.57
		Stride duration (s)	0.446	0.477
		Stride efficiency (%)	72.94	67.54
		Stride count	29.27	30.42

Disclaimer.

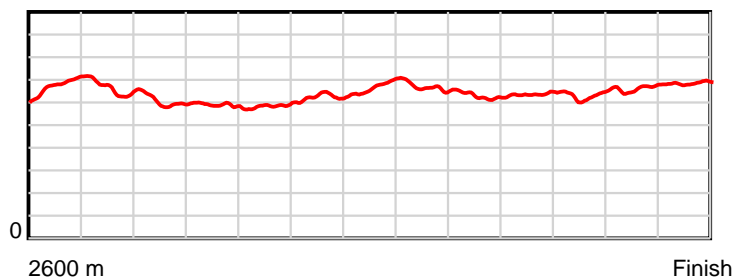
HRNZ and NZMTC and Thoroughbred Ratings Pty Ltd accepts no responsibility for the completeness or accuracy of any of the information contained herein, and makes no representations about its suitability for any particular purpose. Users should make their own judgements about those matters and/or seek independent advice. You assume all risks associated with use of the data provided on this page.

Race Results

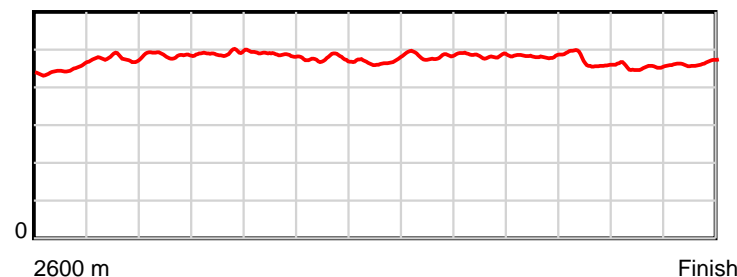
July 27, 2023, Race 9, FIRST DIRECT TAXIS 2023 WINTER REWARDS MOBILE PACE, Distance 2600m, Addington - Survey 3200m

Result	TAB no.	Horse (Barrier)	2200m to	2000m to	1800m to	1600m to	1400m to	1200m to	1000m to	800m to	600m to	400m to	200m to	Total or	Margin
5th	10	Motor Mouth (10)	2000m	1800m	1600m	1400m	1200m	1000m	800m	600m	400m	200m	WP	Average	
		Position in running (margin)	6(6.6)	7(8.4)	8(8.5)	9(7.2)	10(7.5)	12(8.3)	12(8.0)	12(7.7)	13(8.0)	11(9.7)	11(6.0)		3.80
		Sectional time (s)	16.02	16.77	16.80	15.34	14.10	14.64	15.37	15.17	15.33	14.07	13.37		
		Cumulative time (s)	166.98	150.96	134.19	117.39	102.05	87.95	73.31	57.94	42.77	27.44	13.37	3:15.06	
		Speed (m/s)	12.48	11.93	11.90	13.04	14.18	13.66	13.01	13.18	13.05	14.21	14.96	13.33	
		Stride length (m)	6.06	5.86	5.81	6.20	6.65	6.61	6.30	6.36	6.15	6.45	6.95	6.35	
		Stride duration (s)	0.486	0.491	0.488	0.476	0.469	0.484	0.484	0.482	0.471	0.454	0.465	0.477	
		Stride efficiency (%)	57.46	53.64	52.77	60.16	69.15	68.22	62.03	63.14	59.04	65.03	75.50	63.05	
		Stride count	32.98	34.14	34.42	32.23	30.07	30.27	31.74	31.46	32.54	31.00	28.77	409.31	

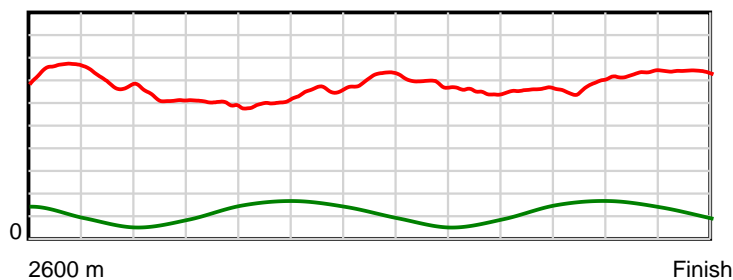
10 m Stride length



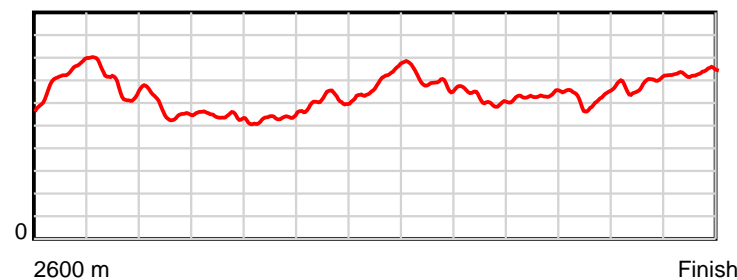
0.6 s Stride duration



20 m/sec Speed



100 % Stride efficiency



Note: Horizontal distance axis grid lines are 200m furlongs.

Disclaimer.

HRNZ and NZMTC and Thoroughbred Ratings Pty Ltd accepts no responsibility for the completeness or accuracy of any of the information contained herein, and makes no representations about its suitability for any particular purpose. Users should make their own judgements about those matters and/or seek independent advice. You assume all risks associated with use of the data provided on this page.



Race Results



July 27, 2023, Race 9, FIRST DIRECT TAXIS 2023 WINTER REWARDS MOBILE PACE, Distance 2600m, Addington - Survey 3200m

Result	TAB no.	Horse (Barrier)	2600 to	2400m to
6th	12	Raging On (12)		
		Position in running (margin)		
		Sectional time (s)		
		Cumulative time (s)		
		Speed (m/s)		
		Stride length (m)		
		Stride duration (s)		
		Stride efficiency (%)		
		Stride count		

Disclaimer.

HRNZ and NZMTC and Thoroughbred Ratings Pty Ltd accepts no responsibility for the completeness or accuracy of any of the information contained herein, and makes no representations about its suitability for any particular purpose. Users should make their own judgements about those matters and/or seek independent advice. You assume all risks associated with use of the data provided on this page.




Race Results

July 27, 2023, Race 9, FIRST DIRECT TAXIS 2023 WINTER REWARDS MOBILE PACE, Distance 2600m, Addington - Survey 3200m

Result	TAB no.	Horse (Barrier)	2200m to	2000m to	1800m to	1600m to	1400m to	1200m to	1000m to	800m to	600m to	400m to	200m to	Total or	Margin
6th	12	Raging On (12)													
		Position in running (margin)													
		Sectional time (s)													
		Cumulative time (s)													
		Speed (m/s)													
		Stride length (m)													
		Stride duration (s)													
		Stride efficiency (%)													
		Stride count													

10 m

Stride length




2600 m

Finish

0.6 s

Stride duration




2600 m

Finish

20 m/sec

Speed

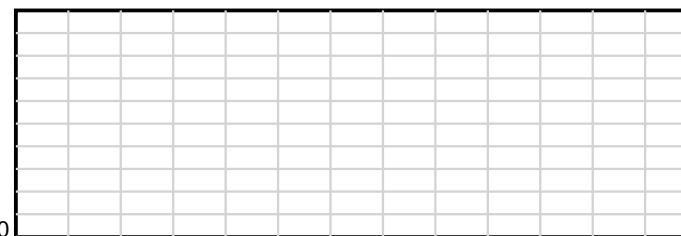


2600 m

Finish

100 %

Stride efficiency



2600 m

Finish

Note: Horizontal distance axis grid lines are 200m furlongs.

Disclaimer.

HRNZ and NZMTC and Thoroughbred Ratings Pty Ltd accepts no responsibility for the completeness or accuracy of any of the information contained herein, and makes no representations about its suitability for any particular purpose. Users should make their own judgements about those matters and/or seek independent advice. You assume all risks associated with use of the data provided on this page.



Race Results



July 27, 2023, Race 9, FIRST DIRECT TAXIS 2023 WINTER REWARDS MOBILE PACE, Distance 2600m, Addington - Survey 3200m

Result	TAB no.	Horse (Barrier)	2600 to	2400m to
7th	9	Absolute Dynam... (9)	2400m	2200m
		Position in running (margin)	-	10(7.5)
		Sectional time (s)	13.92	15.66
		Cumulative time (s)	195.20	181.28
		Speed (m/s)	14.36	12.77
		Stride length (m)	6.30	5.73
		Stride duration (s)	0.434	0.448
		Stride efficiency (%)	62.03	51.25
		Stride count	31.74	34.92

Disclaimer.

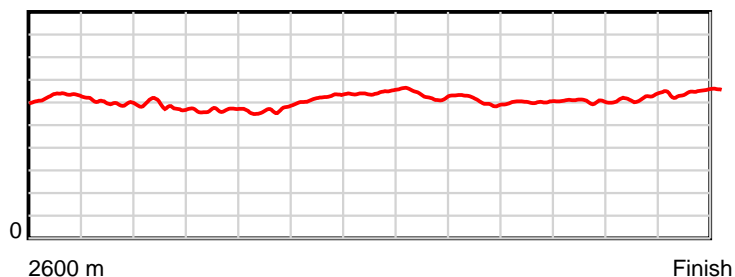
HRNZ and NZMTC and Thoroughbred Ratings Pty Ltd accepts no responsibility for the completeness or accuracy of any of the information contained herein, and makes no representations about its suitability for any particular purpose. Users should make their own judgements about those matters and/or seek independent advice. You assume all risks associated with use of the data provided on this page.

Race Results

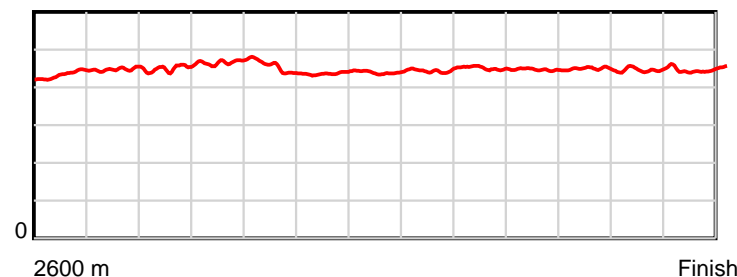
July 27, 2023, Race 9, FIRST DIRECT TAXIS 2023 WINTER REWARDS MOBILE PACE, Distance 2600m, Addington - Survey 3200m

Result	TAB no.	Horse (Barrier)	2200m to	2000m to	1800m to	1600m to	1400m to	1200m to	1000m to	800m to	600m to	400m to	200m to	Total or	Margin
7th	9	Absolute Dynam... (9)	2000m	1800m	1600m	1400m	1200m	1000m	800m	600m	400m	200m	WP	Average	
		Position in running (margin)	11(16.1)	12(17.0)	12(15.8)	12(11.3)	8(6.5)	7(4.6)	7(4.7)	6(4.1)	5(2.8)	6(3.8)	9(4.5)		4.50
		Sectional time (s)	15.86	16.56	16.26	14.50	13.64	14.71	15.31	14.92	15.21	14.79	13.86		
		Cumulative time (s)	165.62	149.76	133.20	116.94	102.44	88.80	74.09	58.78	43.86	28.65	13.86	3:15.20	
		Speed (m/s)	12.61	12.08	12.30	13.79	14.66	13.60	13.06	13.40	13.15	13.52	14.43	13.32	
		Stride length (m)	5.68	5.64	5.58	6.03	6.45	6.05	5.88	5.99	5.90	6.07	6.44	5.97	
		Stride duration (s)	0.450	0.467	0.453	0.437	0.440	0.445	0.450	0.447	0.449	0.449	0.447	0.448	
		Stride efficiency (%)	50.39	49.75	48.60	56.91	65.07	57.25	53.99	56.05	54.40	57.58	64.87	55.65	
		Stride count	35.22	35.45	35.86	33.14	30.99	33.04	34.03	33.39	33.90	32.95	31.04	435.67	

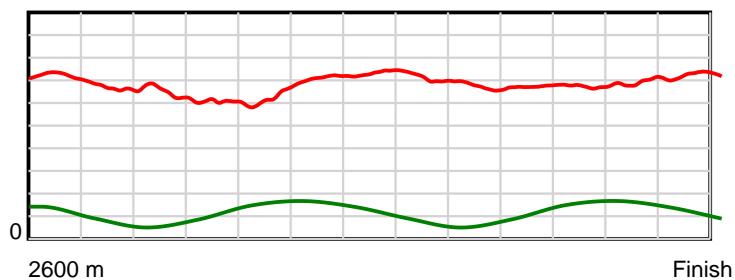
10 m Stride length



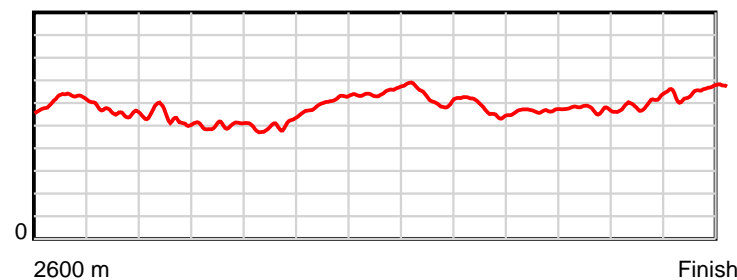
0.6 s Stride duration



20 m/sec Speed



100 % Stride efficiency



Note: Horizontal distance axis grid lines are 200m furlongs.

Disclaimer.

HRNZ and NZMTC and Thoroughbred Ratings Pty Ltd accepts no responsibility for the completeness or accuracy of any of the information contained herein, and makes no representations about its suitability for any particular purpose. Users should make their own judgements about those matters and/or seek independent advice. You assume all risks associated with use of the data provided on this page.



Race Results



July 27, 2023, Race 9, FIRST DIRECT TAXIS 2023 WINTER REWARDS MOBILE PACE, Distance 2600m, Addington - Survey 3200m

Result	TAB no.	Horse (Barrier)	2600 to	2400m to
8th	11	King Arthur (11)	2400m	2200m
		Position in running (margin)	-	9(6.9)
		Sectional time (s)	13.91	14.77
		Cumulative time (s)	195.27	181.36
		Speed (m/s)	14.37	13.54
		Stride length (m)	7.46	7.04
		Stride duration (s)	0.501	0.520
		Stride efficiency (%)	86.95	77.45
		Stride count	26.81	28.41

Disclaimer.

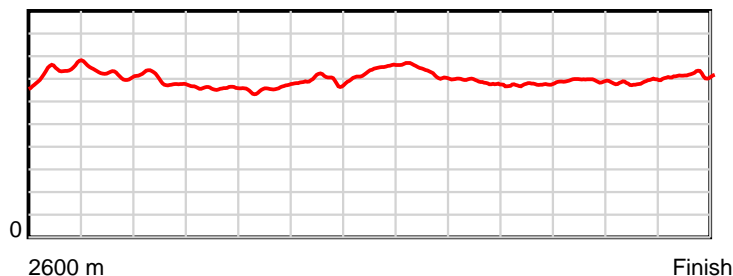
HRNZ and NZMTC and Thoroughbred Ratings Pty Ltd accepts no responsibility for the completeness or accuracy of any of the information contained herein, and makes no representations about its suitability for any particular purpose. Users should make their own judgements about those matters and/or seek independent advice. You assume all risks associated with use of the data provided on this page.

Race Results

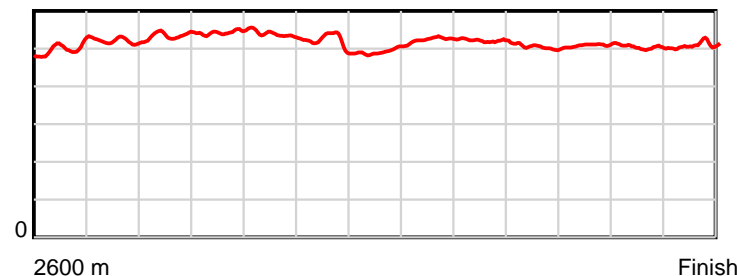
July 27, 2023, Race 9, FIRST DIRECT TAXIS 2023 WINTER REWARDS MOBILE PACE, Distance 2600m, Addington - Survey 3200m

Result	TAB no.	Horse (Barrier)	2200m to	2000m to	1800m to	1600m to	1400m to	1200m to	1000m to	800m to	600m to	400m to	200m to	Total or	Margin
8th	11	King Arthur (11)	2000m	1800m	1600m	1400m	1200m	1000m	800m	600m	400m	200m	WP	Average	
		Position in running (margin)	8(10.1)	8(9.7)	7(8.0)	7(5.9)	6(4.1)	2(1.0)	2(1.2)	3(1.7)	2(0.6)	2(1.1)	3(1.7)		4.90
		Sectional time (s)	15.64	16.48	16.66	15.01	13.44	14.72	15.51	14.94	15.11	14.78	14.30		
		Cumulative time (s)	166.59	150.95	134.47	117.81	102.80	89.36	74.64	59.13	44.19	29.08	14.30	3:15.27	
		Speed (m/s)	12.79	12.14	12.00	13.32	14.88	13.59	12.89	13.39	13.24	13.53	13.99	13.31	
		Stride length (m)	6.85	6.60	6.45	6.90	7.35	7.14	6.69	6.75	6.74	6.79	7.14	6.90	
		Stride duration (s)	0.535	0.544	0.537	0.518	0.494	0.526	0.519	0.504	0.510	0.502	0.510	0.519	
		Stride efficiency (%)	73.24	68.00	65.00	74.46	84.46	79.71	70.01	71.19	71.04	72.15	79.59	74.50	
		Stride count	29.21	30.32	31.01	28.97	27.20	28.00	29.88	29.63	29.66	29.43	28.02	376.55	

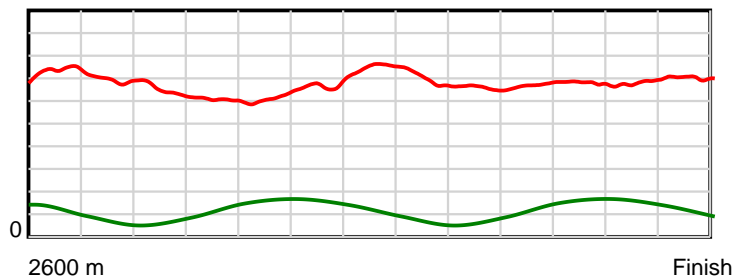
10 m Stride length



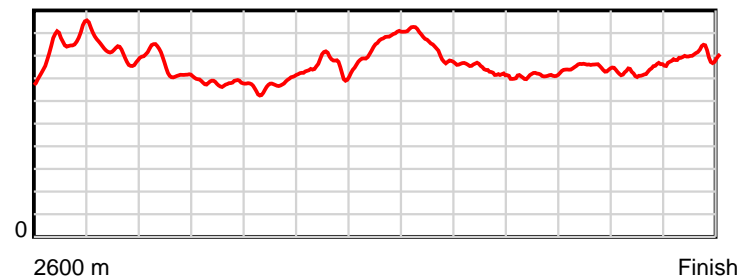
0.6 s Stride duration



20 m/sec Speed



100 % Stride efficiency



Note: Horizontal distance axis grid lines are 200m furlongs.

Disclaimer.

HRNZ and NZMTC and Thoroughbred Ratings Pty Ltd accepts no responsibility for the completeness or accuracy of any of the information contained herein, and makes no representations about its suitability for any particular purpose. Users should make their own judgements about those matters and/or seek independent advice. You assume all risks associated with use of the data provided on this page.



Race Results



July 27, 2023, Race 9, FIRST DIRECT TAXIS 2023 WINTER REWARDS MOBILE PACE, Distance 2600m, Addington - Survey 3200m

Result	TAB no.	Horse (Barrier)	2600 to	2400m to
9th	8	Finders Keeper... (8)	2400m	2200m
		Position in running (margin)	-	5(2.9)
		Sectional time (s)	13.34	14.61
		Cumulative time (s)	195.44	182.10
		Speed (m/s)	14.99	13.69
		Stride length (m)	6.85	6.56
		Stride duration (s)	0.451	0.479
		Stride efficiency (%)	73.25	67.28
		Stride count	29.21	30.48

Disclaimer.

HRNZ and NZMTC and Thoroughbred Ratings Pty Ltd accepts no responsibility for the completeness or accuracy of any of the information contained herein, and makes no representations about its suitability for any particular purpose. Users should make their own judgements about those matters and/or seek independent advice. You assume all risks associated with use of the data provided on this page.

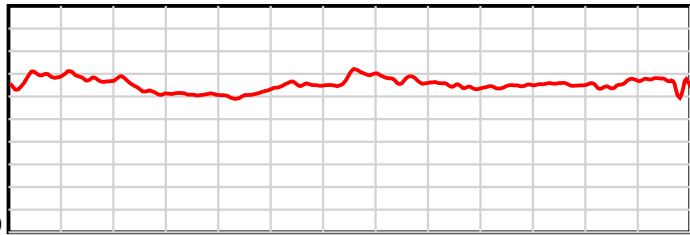
Race Results

July 27, 2023, Race 9, FIRST DIRECT TAXIS 2023 WINTER REWARDS MOBILE PACE, Distance 2600m, Addington - Survey 3200m

Result	TAB no.	Horse (Barrier)	2200m to	2000m to	1800m to	1600m to	1400m to	1200m to	1000m to	800m to	600m to	400m to	200m to	Total or	Margin
9th	8	Finders Keeper... (8)	2000m	1800m	1600m	1400m	1200m	1000m	800m	600m	400m	200m	WP	Average	
		Position in running (margin)	5(5.2)	4(6.1)	4(4.2)	2(0.3)	2(0.7)	3(1.0)	4(3.4)	4(3.5)	4(2.4)	4(2.0)	2(0.6)		5.90
		Sectional time (s)	15.87	16.44	16.37	15.36	14.01	15.07	15.44	14.95	14.98	14.44	14.56		
		Cumulative time (s)	167.49	151.62	135.18	118.81	103.45	89.44	74.37	58.93	43.98	29.00	14.56	3:15.44	
		Speed (m/s)	12.60	12.17	12.22	13.02	14.28	13.27	12.95	13.38	13.35	13.85	13.74	13.30	
		Stride length (m)	6.23	6.07	6.05	6.42	6.85	6.47	6.34	6.46	6.47	6.41	6.53	6.43	
		Stride duration (s)	0.494	0.499	0.495	0.493	0.480	0.488	0.489	0.483	0.485	0.462	0.476	0.483	
		Stride efficiency (%)	60.67	57.66	57.18	64.38	73.22	65.50	62.84	65.20	65.40	64.12	66.72	64.63	
		Stride count	32.10	32.92	33.06	31.16	29.22	30.89	31.54	30.96	30.91	31.22	30.61	404.28	

10 m

Stride length

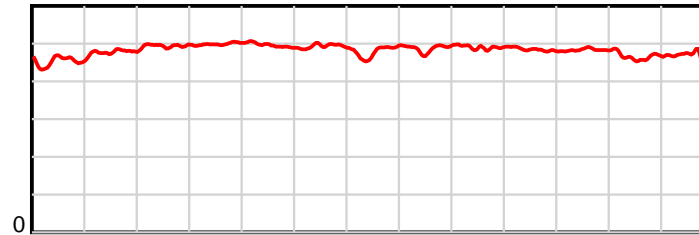


2600 m

Finish

0.6 s

Stride duration

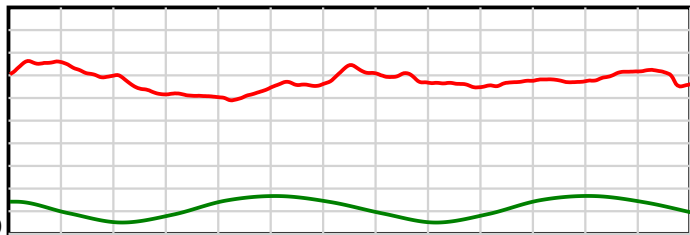


2600 m

Finish

20 m/sec

Speed

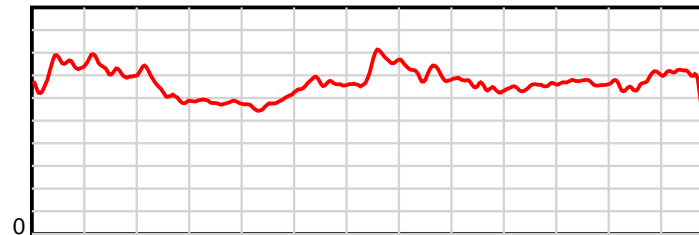


2600 m

Finish

100 %

Stride efficiency



2600 m

Finish

Note: Horizontal distance axis grid lines are 200m furlongs.

Disclaimer.

HRNZ and NZMTC and Thoroughbred Ratings Pty Ltd accepts no responsibility for the completeness or accuracy of any of the information contained herein, and makes no representations about its suitability for any particular purpose. Users should make their own judgements about those matters and/or seek independent advice. You assume all risks associated with use of the data provided on this page.



Race Results



July 27, 2023, Race 9, FIRST DIRECT TAXIS 2023 WINTER REWARDS MOBILE PACE, Distance 2600m, Addington - Survey 3200m

Result	TAB no.	Horse (Barrier)	2600 to	2400m to
10th	7	Winemeup (7)	2400m	2200m
		Position in running (margin)	-	11(8.9)
		Sectional time (s)	14.14	15.85
		Cumulative time (s)	195.53	181.39
		Speed (m/s)	14.14	12.62
		Stride length (m)	6.66	6.03
		Stride duration (s)	0.469	0.478
		Stride efficiency (%)	69.35	56.84
		Stride count	30.02	33.16

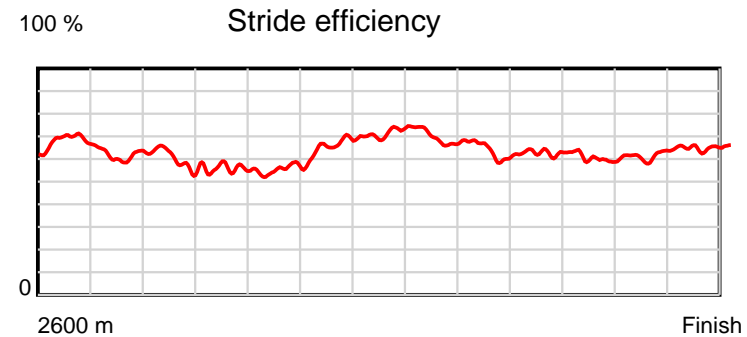
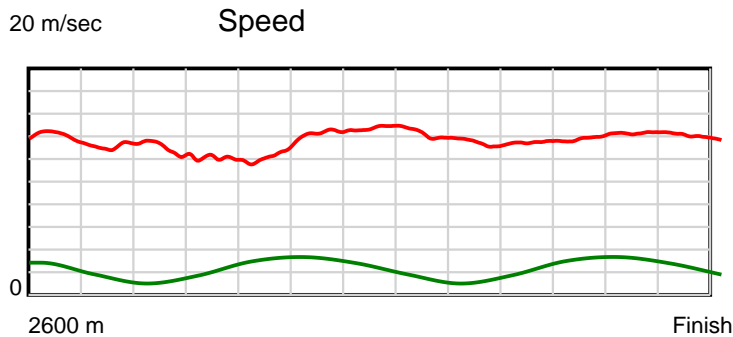
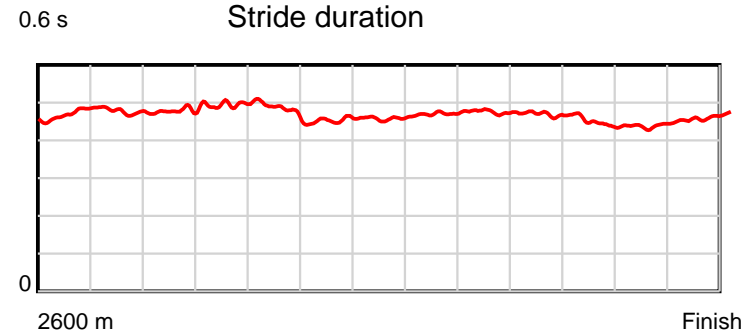
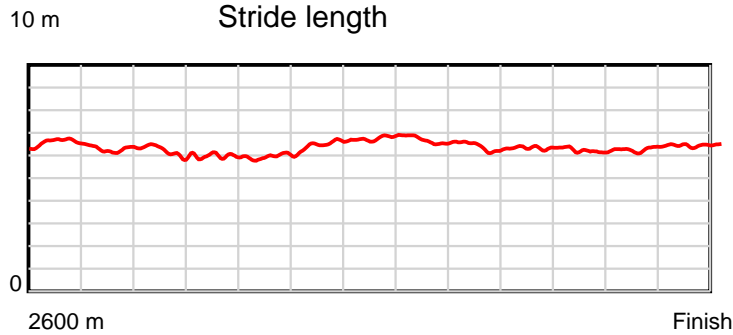
Disclaimer.

HRNZ and NZMTC and Thoroughbred Ratings Pty Ltd accepts no responsibility for the completeness or accuracy of any of the information contained herein, and makes no representations about its suitability for any particular purpose. Users should make their own judgements about those matters and/or seek independent advice. You assume all risks associated with use of the data provided on this page.

Race Results

July 27, 2023, Race 9, FIRST DIRECT TAXIS 2023 WINTER REWARDS MOBILE PACE, Distance 2600m, Addington - Survey 3200m

Result	TAB no.	Horse (Barrier)	2200m to	2000m to	1800m to	1600m to	1400m to	1200m to	1000m to	800m to	600m to	400m to	200m to	Total or	Margin
10th	7	Winemeup (7)	2000m	1800m	1600m	1400m	1200m	1000m	800m	600m	400m	200m	WP	Average	
		Position in running (margin)	13(18.7)	13(18.9)	13(17.8)	13(14.1)	11(8.4)	10(6.3)	9(6.8)	9(6.2)	8(4.5)	5(3.4)	4(2.4)		6.40
		Sectional time (s)	15.75	16.58	16.40	14.35	13.60	14.76	15.32	14.86	14.85	14.51	14.56		
		Cumulative time (s)	165.54	149.79	133.21	116.81	102.46	88.86	74.10	58.78	43.92	29.07	14.56	3:15.53	
		Speed (m/s)	12.70	12.06	12.20	13.94	14.71	13.55	13.05	13.46	13.47	13.78	13.74	13.30	
		Stride length (m)	6.08	5.98	5.89	6.33	6.74	6.39	6.20	6.32	6.01	6.08	6.36	6.23	
		Stride duration (s)	0.479	0.496	0.483	0.454	0.458	0.471	0.475	0.469	0.446	0.441	0.463	0.468	
		Stride efficiency (%)	57.72	55.91	54.13	62.61	71.03	63.77	60.06	62.34	56.39	57.77	63.23	60.57	
		Stride count	32.91	33.44	33.98	31.60	29.67	31.31	32.26	31.66	33.29	32.89	31.44	417.63	



Note: Horizontal distance axis grid lines are 200m furlongs.

Disclaimer.

HRNZ and NZMTC and Thoroughbred Ratings Pty Ltd accepts no responsibility for the completeness or accuracy of any of the information contained herein, and makes no representations about its suitability for any particular purpose. Users should make their own judgements about those matters and/or seek independent advice. You assume all risks associated with use of the data provided on this page.



Race Results



July 27, 2023, Race 9, FIRST DIRECT TAXIS 2023 WINTER REWARDS MOBILE PACE, Distance 2600m, Addington - Survey 3200m

Result	TAB no.	Horse (Barrier)	2600 to	2400m to
11th	4	Glenthorne (4)	2400m	2200m
		Position in running (margin)	-	1(0.0)
		Sectional time (s)	12.70	14.22
		Cumulative time (s)	195.56	182.86
		Speed (m/s)	15.74	14.06
		Stride length (m)	37.79	9.47
		Stride duration (s)	2.382	0.673
		Stride efficiency (%)	2232.07	140.01
		Stride count	5.29	21.13

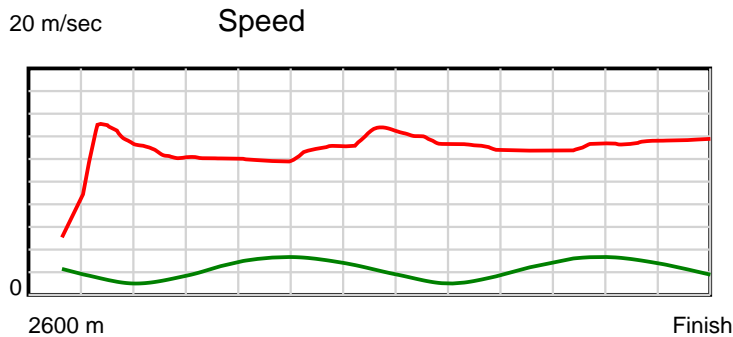
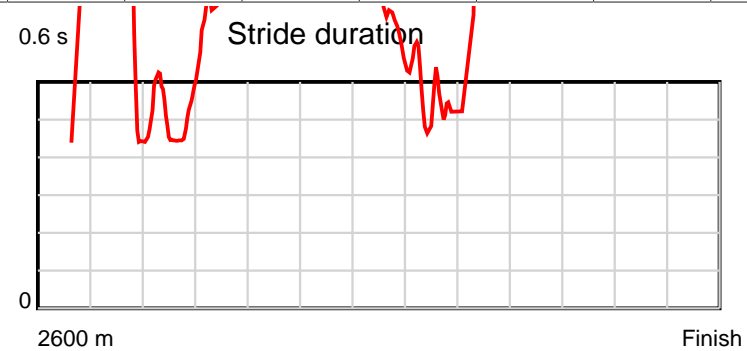
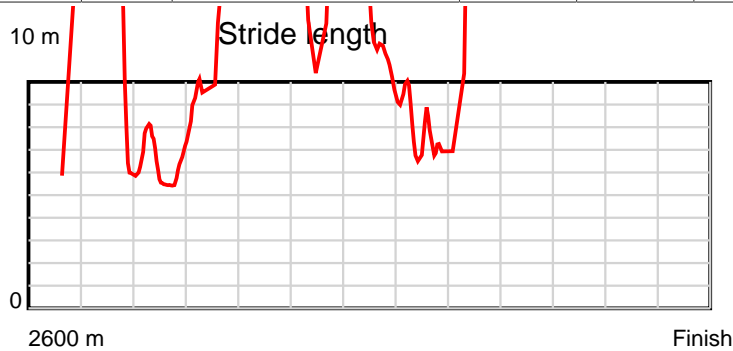
Disclaimer.

HRNZ and NZMTC and Thoroughbred Ratings Pty Ltd accepts no responsibility for the completeness or accuracy of any of the information contained herein, and makes no representations about its suitability for any particular purpose. Users should make their own judgements about those matters and/or seek independent advice. You assume all risks associated with use of the data provided on this page.

Race Results

July 27, 2023, Race 9, FIRST DIRECT TAXIS 2023 WINTER REWARDS MOBILE PACE, Distance 2600m, Addington - Survey 3200m

Result	TAB no.	Horse (Barrier)	2200m to	2000m to	1800m to	1600m to	1400m to	1200m to	1000m to	800m to	600m to	400m to	200m to	Total or	Margin
11th	4	Glenthorne (4)	2000m	1800m	1600m	1400m	1200m	1000m	800m	600m	400m	200m	WP	Average	
		Position in running (margin)	1(0.0)	2(1.5)	2(1.6)	3(0.7)	3(1.7)	4(1.5)	3(1.4)	2(1.7)	3(1.6)	3(1.4)	5(2.5)		6.50
		Sectional time (s)	15.98	16.77	16.86	15.46	13.93	14.66	15.47	15.11	15.00	14.87	14.53		
		Cumulative time (s)	168.64	152.66	135.89	119.03	103.57	89.64	74.98	59.51	44.40	29.40	14.53	3:15.56	
		Speed (m/s)	12.52	11.93	11.86	12.94	14.36	13.64	12.93	13.24	13.33	13.45	13.76	13.29	
		Stride length (m)	6.20	9.43	22.97	12.68	11.02	7.50	13.66	19.97	12.52	10.52	20.29	11.89	
		Stride duration (s)	0.495	0.791	1.937	0.980	0.768	0.550	1.057	1.509	0.939	0.782	1.474	0.894	
		Stride efficiency (%)	59.98	139.03	824.35	251.34	189.86	87.98	291.70	623.41	244.88	173.04	643.40	220.92	
		Stride count	32.28	21.20	8.71	15.77	18.14	26.65	14.64	10.01	15.98	19.01	9.86	218.67	



Note: Horizontal distance axis grid lines are 200m furlongs.

Disclaimer.

HRNZ and NZMTC and Thoroughbred Ratings Pty Ltd accepts no responsibility for the completeness or accuracy of any of the information contained herein, and makes no representations about its suitability for any particular purpose. Users should make their own judgements about those matters and/or seek independent advice. You assume all risks associated with use of the data provided on this page.



Race Results



July 27, 2023, Race 9, FIRST DIRECT TAXIS 2023 WINTER REWARDS MOBILE PACE, Distance 2600m, Addington - Survey 3200m

Result	TAB no.	Horse (Barrier)	2600 to	2400m to
12th	2	Shards Fury (2)	2400m	2200m
		Position in running (margin)	-	7(5.3)
		Sectional time (s)	13.50	14.62
		Cumulative time (s)	195.75	182.25
		Speed (m/s)	14.81	13.68
		Stride length (m)	6.39	6.13
		Stride duration (s)	0.431	0.449
		Stride efficiency (%)	63.84	58.81
		Stride count	31.29	32.60

Disclaimer.

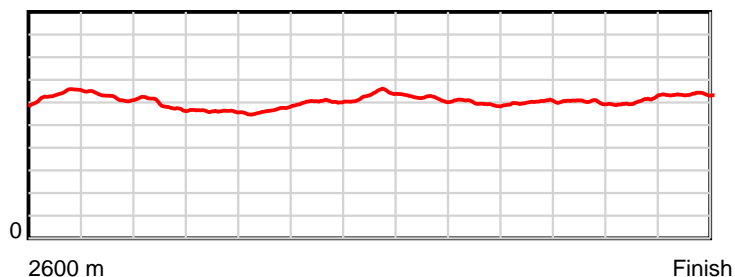
HRNZ and NZMTC and Thoroughbred Ratings Pty Ltd accepts no responsibility for the completeness or accuracy of any of the information contained herein, and makes no representations about its suitability for any particular purpose. Users should make their own judgements about those matters and/or seek independent advice. You assume all risks associated with use of the data provided on this page.

Race Results

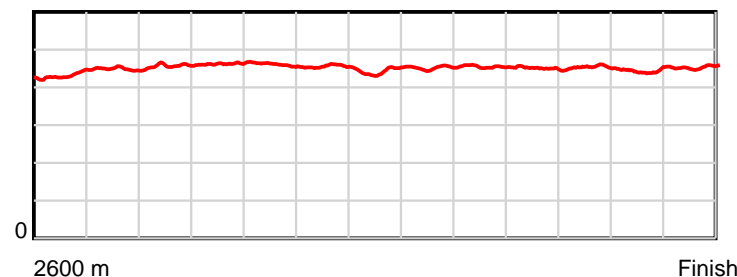
July 27, 2023, Race 9, FIRST DIRECT TAXIS 2023 WINTER REWARDS MOBILE PACE, Distance 2600m, Addington - Survey 3200m

Result	TAB no.	Horse (Barrier)	2200m to	2000m to	1800m to	1600m to	1400m to	1200m to	1000m to	800m to	600m to	400m to	200m to	Total or	Margin
12th	2	Shards Fury (2)	2000m	1800m	1600m	1400m	1200m	1000m	800m	600m	400m	200m	WP	Average	
		Position in running (margin)	7(7.7)	6(7.3)	5(5.7)	4(2.7)	4(3.3)	5(3.2)	6(4.5)	7(5.1)	6(4.1)	8(4.6)	10(4.8)		7.60
		Sectional time (s)	15.64	16.49	16.52	15.39	13.95	14.89	15.52	14.97	15.13	14.71	14.42		
		Cumulative time (s)	167.63	151.99	135.50	118.98	103.59	89.64	74.75	59.23	44.26	29.13	14.42	3:15.75	
		Speed (m/s)	12.79	12.13	12.11	13.00	14.34	13.43	12.89	13.36	13.22	13.60	13.87	13.28	
		Stride length (m)	5.84	5.60	5.58	5.92	6.36	6.07	5.86	6.01	6.00	6.04	6.29	6.00	
		Stride duration (s)	0.457	0.462	0.461	0.455	0.444	0.452	0.455	0.450	0.454	0.444	0.453	0.451	
		Stride efficiency (%)	53.37	49.03	48.61	54.68	63.16	57.51	53.62	56.52	56.20	56.99	61.79	56.19	
		Stride count	34.22	35.70	35.86	33.81	31.46	32.97	34.14	33.25	33.35	33.12	31.81	433.58	

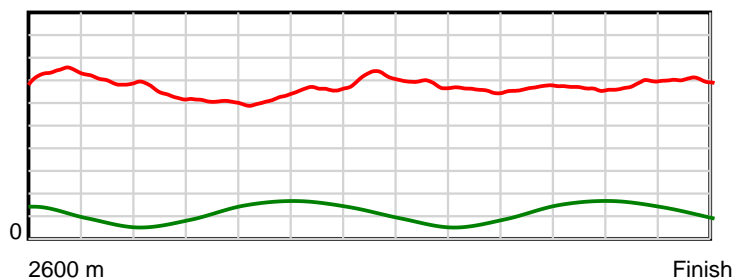
10 m Stride length



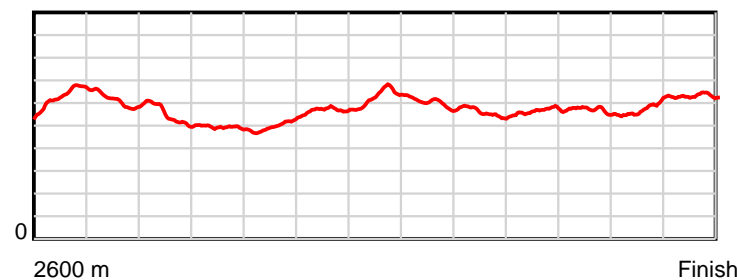
0.6 s Stride duration



20 m/sec Speed



100 % Stride efficiency



Note: Horizontal distance axis grid lines are 200m furlongs.

Disclaimer.

HRNZ and NZMTC and Thoroughbred Ratings Pty Ltd accepts no responsibility for the completeness or accuracy of any of the information contained herein, and makes no representations about its suitability for any particular purpose. Users should make their own judgements about those matters and/or seek independent advice. You assume all risks associated with use of the data provided on this page.



Race Results



July 27, 2023, Race 9, FIRST DIRECT TAXIS 2023 WINTER REWARDS MOBILE PACE, Distance 2600m, Addington - Survey 3200m

Result	TAB no.	Horse (Barrier)	2600 to	2400m to
13th	1	Lizzie Richter (1)	2400m	2200m
		Position in running (margin)	-	4(2.1)
		Sectional time (s)	13.02	14.66
		Cumulative time (s)	195.77	182.75
		Speed (m/s)	15.36	13.64
		Stride length (m)	6.70	6.48
		Stride duration (s)	0.433	0.475
		Stride efficiency (%)	70.15	65.70
		Stride count	29.85	30.84

Disclaimer.

HRNZ and NZMTC and Thoroughbred Ratings Pty Ltd accepts no responsibility for the completeness or accuracy of any of the information contained herein, and makes no representations about its suitability for any particular purpose. Users should make their own judgements about those matters and/or seek independent advice. You assume all risks associated with use of the data provided on this page.

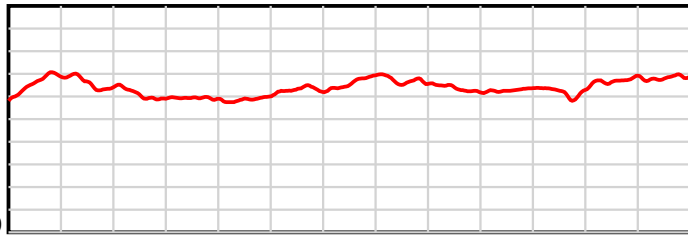
Race Results

July 27, 2023, Race 9, FIRST DIRECT TAXIS 2023 WINTER REWARDS MOBILE PACE, Distance 2600m, Addington - Survey 3200m

Result	TAB no.	Horse (Barrier)	2200m to	2000m to	1800m to	1600m to	1400m to	1200m to	1000m to	800m to	600m to	400m to	200m to	Total or	Margin
13th	1	Lizzie Richter (1)	2000m	1800m	1600m	1400m	1200m	1000m	800m	600m	400m	200m	WP	Average	
		Position in running (margin)	4(4.8)	5(6.7)	6(6.5)	6(5.5)	7(6.0)	9(6.1)	8(6.1)	8(5.9)	11(6.3)	12(9.9)	12(6.1)		7.70
		Sectional time (s)	16.05	16.72	16.85	15.38	13.97	14.68	15.39	15.19	15.65	14.05	14.16		
		Cumulative time (s)	168.09	152.04	135.32	118.47	103.09	89.12	74.44	59.05	43.86	28.21	14.16	3:15.77	
		Speed (m/s)	12.46	11.96	11.87	13.00	14.32	13.62	13.00	13.17	12.78	14.23	14.12	13.28	
		Stride length (m)	6.09	5.94	5.87	6.26	6.69	6.58	6.30	6.30	6.12	6.61	6.73	6.35	
		Stride duration (s)	0.488	0.497	0.495	0.481	0.467	0.483	0.485	0.479	0.479	0.464	0.477	0.478	
		Stride efficiency (%)	57.87	55.22	53.91	61.21	69.85	67.74	62.09	62.10	58.62	68.25	70.84	62.97	
		Stride count	32.86	33.64	34.05	31.96	29.92	30.38	31.73	31.73	32.65	30.26	29.71	409.58	

10 m

Stride length

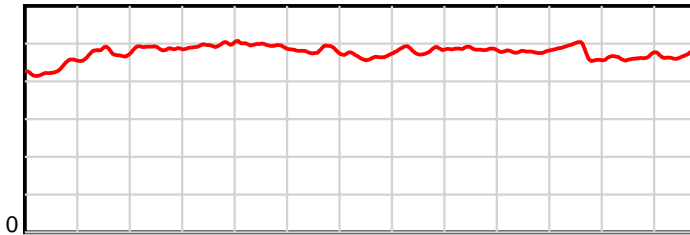


2600 m

Finish

0.6 s

Stride duration

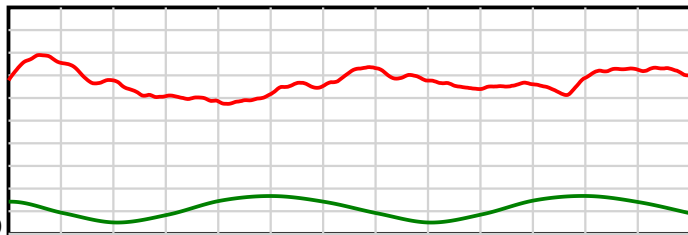


2600 m

Finish

20 m/sec

Speed

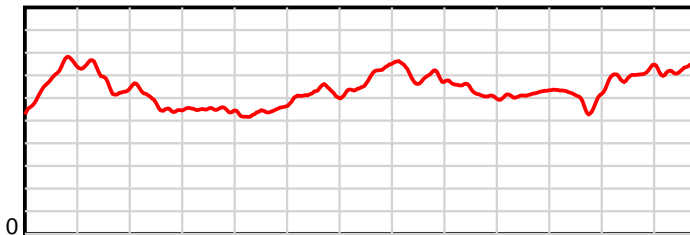


2600 m

Finish

100 %

Stride efficiency



2600 m

Finish

Note: Horizontal distance axis grid lines are 200m furlongs.

Disclaimer.

HRNZ and NZMTC and Thoroughbred Ratings Pty Ltd accepts no responsibility for the completeness or accuracy of any of the information contained herein, and makes no representations about its suitability for any particular purpose. Users should make their own judgements about those matters and/or seek independent advice. You assume all risks associated with use of the data provided on this page.



Race Results



July 27, 2023, Race 9, FIRST DIRECT TAXIS 2023 WINTER REWARDS MOBILE PACE, Distance 2600m, Addington - Survey 3200m

Result	TAB no.	Horse (Barrier)	2600 to	2400m to
14th	3	Beaudiene Quic... (3)	2400m	2200m
		Position in running (margin)	-	2(0.2)
		Sectional time (s)	12.86	14.60
		Cumulative time (s)	207.65	194.79
		Speed (m/s)	15.55	13.70
		Stride length (m)	6.48	6.30
		Stride duration (s)	0.410	0.460
		Stride efficiency (%)	65.56	62.07
		Stride count	30.88	31.73

Disclaimer.

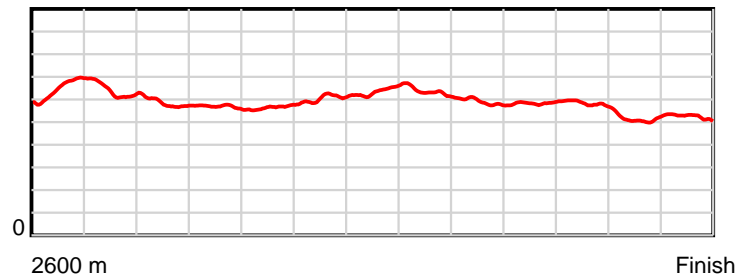
HRNZ and NZMTC and Thoroughbred Ratings Pty Ltd accepts no responsibility for the completeness or accuracy of any of the information contained herein, and makes no representations about its suitability for any particular purpose. Users should make their own judgements about those matters and/or seek independent advice. You assume all risks associated with use of the data provided on this page.

Race Results

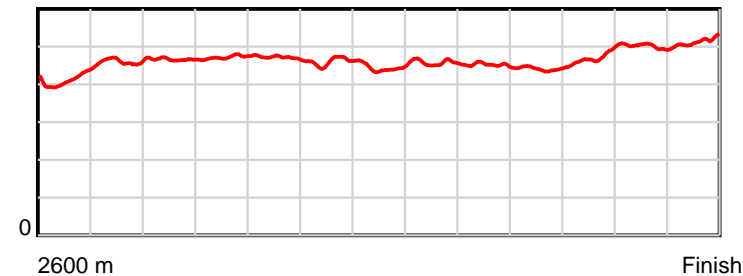
July 27, 2023, Race 9, FIRST DIRECT TAXIS 2023 WINTER REWARDS MOBILE PACE, Distance 2600m, Addington - Survey 3200m

Result	TAB no.	Horse (Barrier)	2200m to	2000m to	1800m to	1600m to	1400m to	1200m to	1000m to	800m to	600m to	400m to	200m to	Total or	Margin
14th	3	Beaudiene Quic... (3)	2000m	1800m	1600m	1400m	1200m	1000m	800m	600m	400m	200m	WP	Average	
		Position in running (margin)	3(2.5)	3(4.3)	3(4.1)	5(3.1)	5(3.6)	6(4.5)	5(3.8)	5(3.5)	7(4.2)	13(12.5)	13(43.3)		73.70
		Sectional time (s)	16.02	16.72	16.86	15.38	14.11	14.57	15.37	15.24	16.43	19.81	19.68		
		Cumulative time (s)	180.19	164.17	147.45	130.59	115.21	101.10	86.53	71.16	55.92	39.49	19.68	3:27.65	
		Speed (m/s)	12.48	11.96	11.86	13.00	14.17	13.73	13.01	13.12	12.17	10.10	10.16	12.52	
		Stride length (m)	5.82	5.64	5.60	5.98	6.30	6.28	5.88	5.79	5.73	5.06	5.23	5.82	
		Stride duration (s)	0.466	0.471	0.472	0.460	0.444	0.457	0.451	0.441	0.471	0.501	0.515	0.465	
		Stride efficiency (%)	52.90	49.63	48.95	55.92	61.99	61.65	53.94	52.43	51.28	40.04	42.75	53.00	
		Stride count	34.37	35.49	35.73	33.43	31.75	31.84	34.04	34.53	34.91	39.51	38.24	446.45	

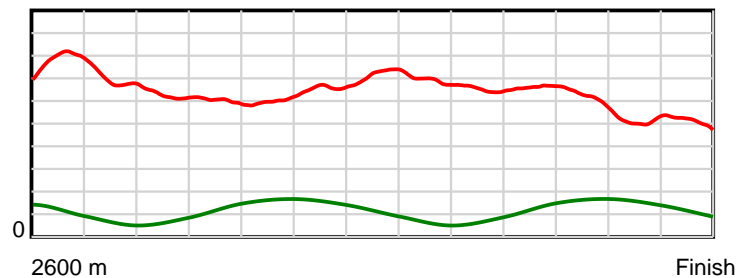
10 m Stride length



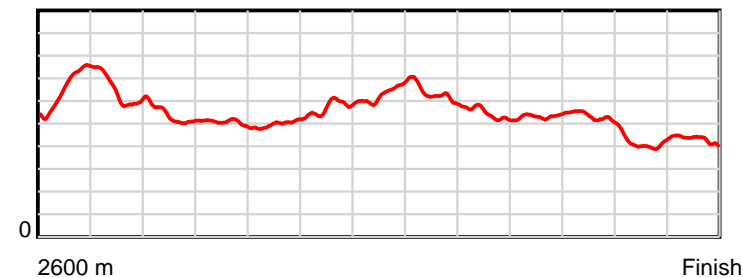
0.6 s Stride duration



20 m/sec Speed



100 % Stride efficiency



Note: Horizontal distance axis grid lines are 200m furlongs.

Disclaimer.

HRNZ and NZMTC and Thoroughbred Ratings Pty Ltd accepts no responsibility for the completeness or accuracy of any of the information contained herein, and makes no representations about its suitability for any particular purpose. Users should make their own judgements about those matters and/or seek independent advice. You assume all risks associated with use of the data provided on this page.