



Race Results

NZ Metropolitan Trotting Club Inc, HRNZ, August 06, 2023

Compilation date: August 6, 2023, 2:24:15 PM (NZST)

Copyright © 2023 HRNZ and NZMTC. All rights reserved.

Trademarks.

StrideMASTER is a registered trademark of Thoroughbred Ratings Pty Ltd.

Disclaimer.

HRNZ and NZMTC and Thoroughbred Ratings Pty Ltd accepts no responsibility for the completeness or accuracy of any of the information contained herein, and makes no representations about its suitability for any particular purpose. Users should make their own judgements about those matters and/or seek independent advice. You assume all risks associated with use of the data provided on this page.



Race Results



August 06, 2023, Race 4, REDPATHS - PLUG IN TO BETTER SERVICE HANDICAP TROT, Distance 2600m, Addington - Survey 3200m

Result	TAB no.	Horse (Barrier)	2600 to	2400m to
1st	9	Make My Sundon (6)	2400m	2200m
		Position in running (margin)	-	4(8.7)
		Sectional time (s)	18.30	15.55
		Cumulative time (s)	202.20	183.90
		Speed (m/s)	10.93	12.86
		Stride length (m)	5.59	6.06
		Stride duration (s)	0.454	0.471
		Stride efficiency (%)	48.78	57.42
		Stride count	35.80	32.99

Disclaimer.

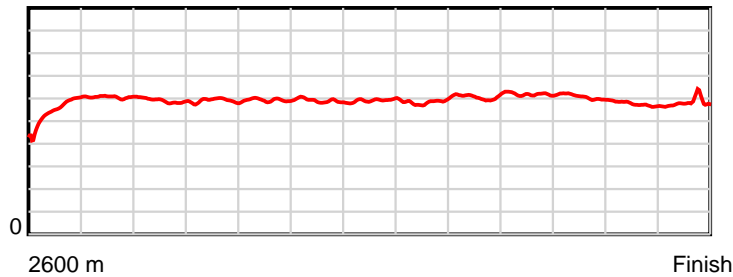
HRNZ and NZMTC and Thoroughbred Ratings Pty Ltd accepts no responsibility for the completeness or accuracy of any of the information contained herein, and makes no representations about its suitability for any particular purpose. Users should make their own judgements about those matters and/or seek independent advice. You assume all risks associated with use of the data provided on this page.

Race Results

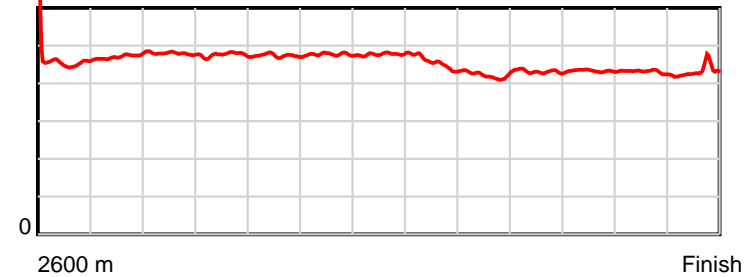
August 06, 2023, Race 4, REDPATHS - PLUG IN TO BETTER SERVICE HANDICAP TROT, Distance 2600m, Addington - Survey 3200m

Result	TAB no.	Horse (Barrier)	2200m to	2000m to	1800m to	1600m to	1400m to	1200m to	1000m to	800m to	600m to	400m to	200m to	Total or	Margin
1st	9	Make My Sundon (6)	2000m	1800m	1600m	1400m	1200m	1000m	800m	600m	400m	200m	WP	Average	
		Position in running (margin)	4(5.5)	4(5.5)	4(5.3)	4(6.3)	4(6.3)	4(6.1)	3(2.6)	1(0.0)	1(0.0)	1(0.0)	1(0.0)		0.00
		Sectional time (s)	16.24	16.02	16.04	16.13	16.03	15.67	14.26	13.97	14.38	14.81	14.80		
		Cumulative time (s)	168.35	152.11	136.09	120.05	103.92	87.89	72.22	57.96	43.99	29.61	14.80	3:22.20	
		Speed (m/s)	12.32	12.48	12.47	12.40	12.48	12.76	14.03	14.32	13.91	13.50	13.51	12.86	
		Stride length (m)	5.90	5.93	5.91	5.92	5.95	5.80	5.93	6.17	6.02	5.81	5.80	5.90	
		Stride duration (s)	0.479	0.475	0.474	0.477	0.477	0.454	0.422	0.431	0.433	0.430	0.429	0.459	
		Stride efficiency (%)	54.42	55.04	54.51	54.68	55.40	52.53	54.86	59.54	56.72	52.75	52.60	54.47	
		Stride count	33.89	33.70	33.86	33.81	33.59	34.50	33.75	32.40	33.20	34.42	34.47	440.38	

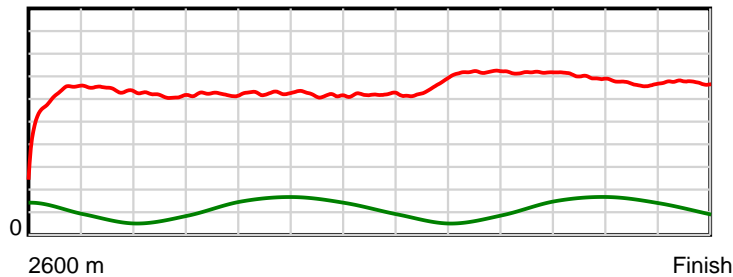
10 m Stride length



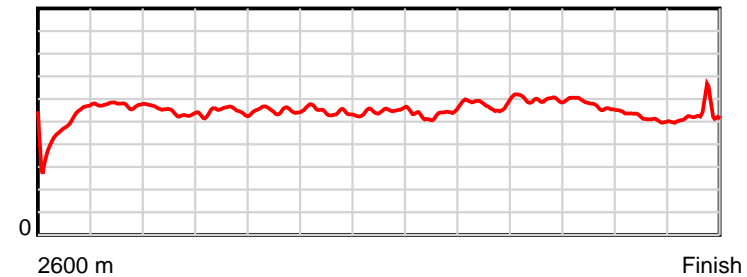
0.6 s Stride duration



20 m/sec Speed



100 % Stride efficiency



Note: Horizontal distance axis grid lines are 200m furlongs.

Disclaimer.

HRNZ and NZMTC and Thoroughbred Ratings Pty Ltd accepts no responsibility for the completeness or accuracy of any of the information contained herein, and makes no representations about its suitability for any particular purpose. Users should make their own judgements about those matters and/or seek independent advice. You assume all risks associated with use of the data provided on this page.



Race Results



August 06, 2023, Race 4, REDPATHS - PLUG IN TO BETTER SERVICE HANDICAP TROT, Distance 2600m, Addington - Survey 3200m

Result	TAB no.	Horse (Barrier)	2600 to	2400m to
2nd	4	Emily (7)	2400m	2200m
		Position in running (margin)	-	1(0.0)
		Sectional time (s)	16.82	16.08
		Cumulative time (s)	202.21	185.39
		Speed (m/s)	11.89	12.44
		Stride length (m)	5.62	6.03
		Stride duration (s)	0.468	0.485
		Stride efficiency (%)	49.44	56.77
		Stride count	35.56	33.18

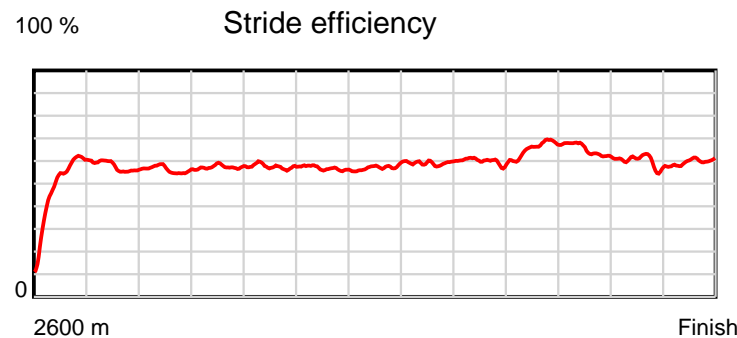
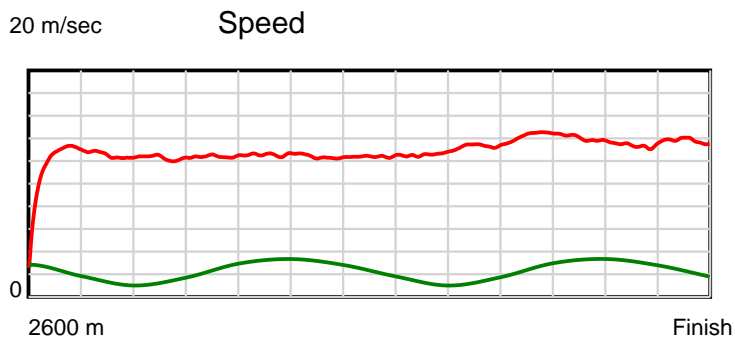
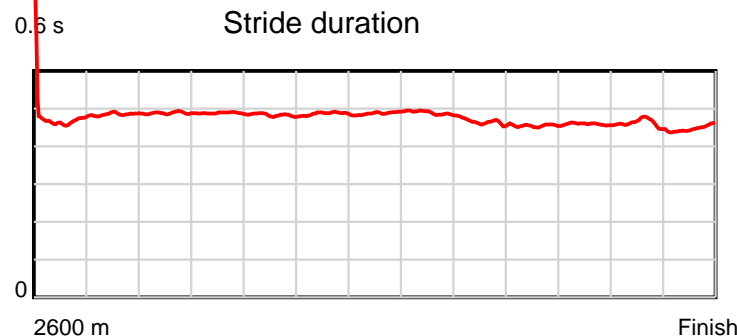
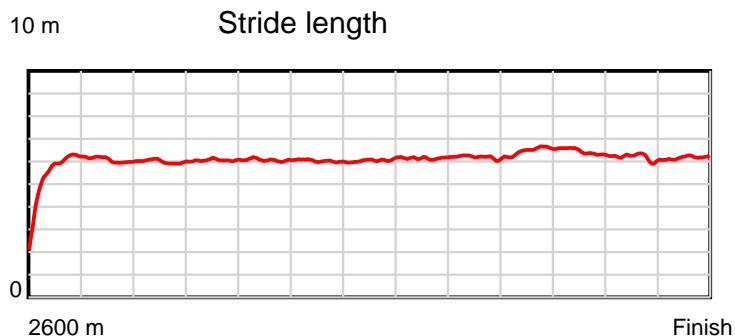
Disclaimer.

HRNZ and NZMTC and Thoroughbred Ratings Pty Ltd accepts no responsibility for the completeness or accuracy of any of the information contained herein, and makes no representations about its suitability for any particular purpose. Users should make their own judgements about those matters and/or seek independent advice. You assume all risks associated with use of the data provided on this page.

Race Results

August 06, 2023, Race 4, REDPATHS - PLUG IN TO BETTER SERVICE HANDICAP TROT, Distance 2600m, Addington - Survey 3200m

Result	TAB no.	Horse (Barrier)	2200m to	2000m to	1800m to	1600m to	1400m to	1200m to	1000m to	800m to	600m to	400m to	200m to	Total or	Margin
2nd	4	Emily (7)	2000m	1800m	1600m	1400m	1200m	1000m	800m	600m	400m	200m	WP	Average	
		Position in running (margin)	1(0.0)	1(0.0)	1(0.0)	1(0.0)	1(0.0)	1(0.0)	1(0.0)	2(2.2)	3(2.3)	3(1.8)	2(1.4)		0.00
		Sectional time (s)	16.24	16.05	15.88	16.13	16.07	16.24	15.06	13.98	14.30	14.76	14.60		
		Cumulative time (s)	169.31	153.07	137.02	121.14	105.01	88.94	72.70	57.64	43.66	29.36	14.60	3:22.21	
		Speed (m/s)	12.32	12.46	12.59	12.40	12.45	12.32	13.28	14.31	13.99	13.55	13.70	12.86	
		Stride length (m)	6.01	6.08	6.08	6.03	6.07	6.01	6.17	6.49	6.42	6.24	6.14	6.10	
		Stride duration (s)	0.488	0.488	0.483	0.486	0.488	0.488	0.465	0.454	0.459	0.461	0.448	0.475	
		Stride efficiency (%)	56.48	57.79	57.85	56.81	57.62	56.52	59.50	65.92	64.40	60.90	58.88	58.18	
		Stride count	33.27	32.89	32.87	33.17	32.94	33.26	32.41	30.79	31.15	32.04	32.58	426.11	



Note: Horizontal distance axis grid lines are 200m furlongs.

Disclaimer.

HRNZ and NZMTC and Thoroughbred Ratings Pty Ltd accepts no responsibility for the completeness or accuracy of any of the information contained herein, and makes no representations about its suitability for any particular purpose. Users should make their own judgements about those matters and/or seek independent advice. You assume all risks associated with use of the data provided on this page.



Race Results



August 06, 2023, Race 4, REDPATHS - PLUG IN TO BETTER SERVICE HANDICAP TROT, Distance 2600m, Addington - Survey 3200m

Result	TAB no.	Horse (Barrier)	2600 to	2400m to
3rd	3	Call This Fun (5)	2400m	2200m
		Position in running (margin)	-	3(6.7)
		Sectional time (s)	17.79	15.60
		Cumulative time (s)	202.33	184.54
		Speed (m/s)	11.24	12.82
		Stride length (m)	5.46	5.97
		Stride duration (s)	0.464	0.466
		Stride efficiency (%)	46.57	55.73
		Stride count	36.64	33.49

Disclaimer.

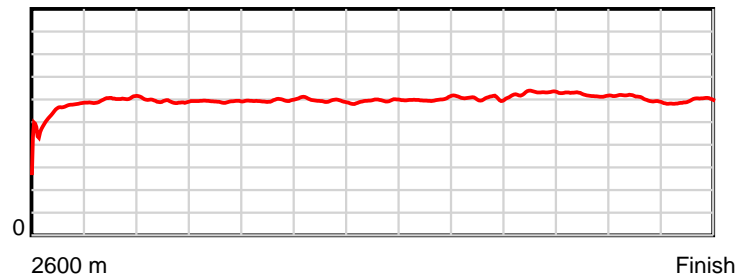
HRNZ and NZMTC and Thoroughbred Ratings Pty Ltd accepts no responsibility for the completeness or accuracy of any of the information contained herein, and makes no representations about its suitability for any particular purpose. Users should make their own judgements about those matters and/or seek independent advice. You assume all risks associated with use of the data provided on this page.

Race Results

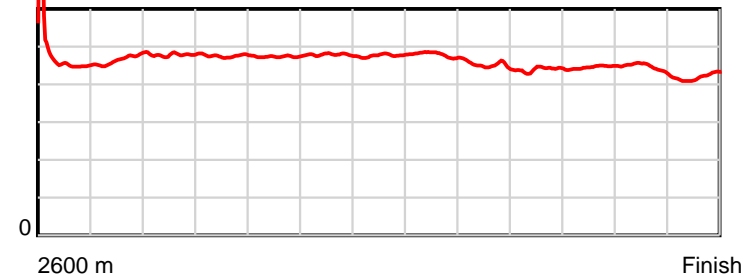
August 06, 2023, Race 4, REDPATHS - PLUG IN TO BETTER SERVICE HANDICAP TROT, Distance 2600m, Addington - Survey 3200m

Result	TAB no.	Horse (Barrier)	2200m to	2000m to	1800m to	1600m to	1400m to	1200m to	1000m to	800m to	600m to	400m to	200m to	Total or	Margin
3rd	3	Call This Fun (5)	2000m	1800m	1600m	1400m	1200m	1000m	800m	600m	400m	200m	WP	Average	
		Position in running (margin)	3(3.8)	3(3.5)	3(3.7)	3(4.1)	3(4.5)	3(4.2)	4(2.9)	5(4.9)	5(5.0)	5(5.2)	5(5.5)		0.70
		Sectional time (s)	16.18	16.08	15.94	16.20	16.03	16.02	15.03	13.98	14.41	14.87	14.20		
		Cumulative time (s)	168.94	152.76	136.68	120.74	104.54	88.51	72.49	57.46	43.48	29.07	14.20	3:22.33	
		Speed (m/s)	12.36	12.44	12.55	12.35	12.48	12.48	13.31	14.31	13.88	13.45	14.08	12.85	
		Stride length (m)	5.91	5.92	5.94	5.91	5.94	5.97	6.00	6.29	6.18	5.97	5.93	5.95	
		Stride duration (s)	0.478	0.476	0.473	0.479	0.476	0.479	0.451	0.440	0.445	0.444	0.421	0.463	
		Stride efficiency (%)	54.53	54.68	55.16	54.59	55.18	55.76	56.35	61.85	59.74	55.77	54.87	55.29	
		Stride count	33.86	33.81	33.66	33.84	33.66	33.48	33.31	31.79	32.35	33.48	33.75	437.12	

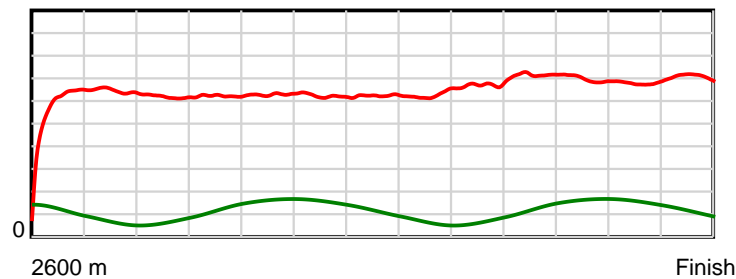
10 m Stride length



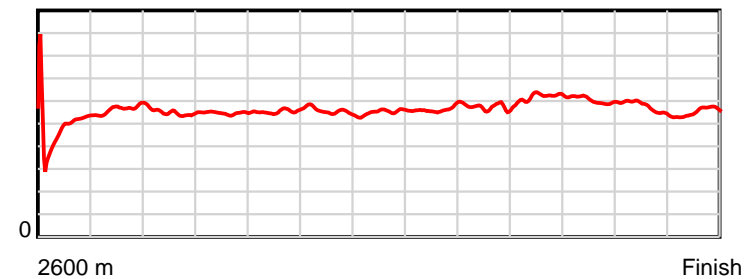
0.5 s Stride duration



20 m/sec Speed



100 % Stride efficiency



Note: Horizontal distance axis grid lines are 200m furlongs.

Disclaimer.

HRNZ and NZMTC and Thoroughbred Ratings Pty Ltd accepts no responsibility for the completeness or accuracy of any of the information contained herein, and makes no representations about its suitability for any particular purpose. Users should make their own judgements about those matters and/or seek independent advice. You assume all risks associated with use of the data provided on this page.



Race Results



August 06, 2023, Race 4, REDPATHS - PLUG IN TO BETTER SERVICE HANDICAP TROT, Distance 2600m, Addington - Survey 3200m

Result	TAB no.	Horse (Barrier)	2600 to	2400m to
4th	1	Izia (2)	2400m	2200m
		Position in running (margin)	-	2(2.4)
		Sectional time (s)	17.18	15.94
		Cumulative time (s)	202.98	185.80
		Speed (m/s)	11.64	12.55
		Stride length (m)	5.36	6.05
		Stride duration (s)	0.450	0.482
		Stride efficiency (%)	44.92	57.14
		Stride count	37.30	33.07

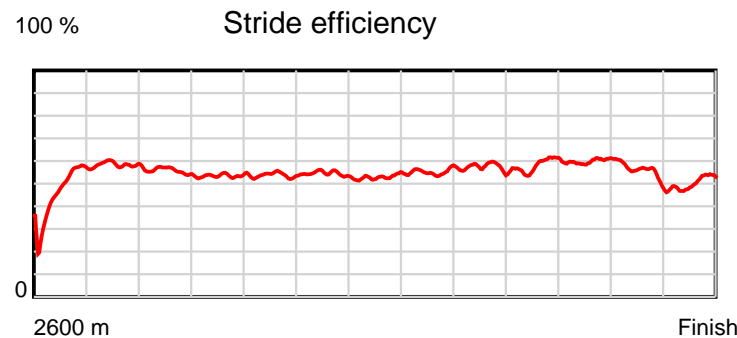
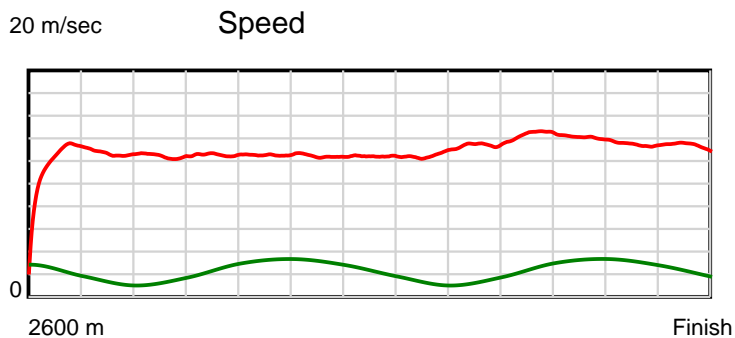
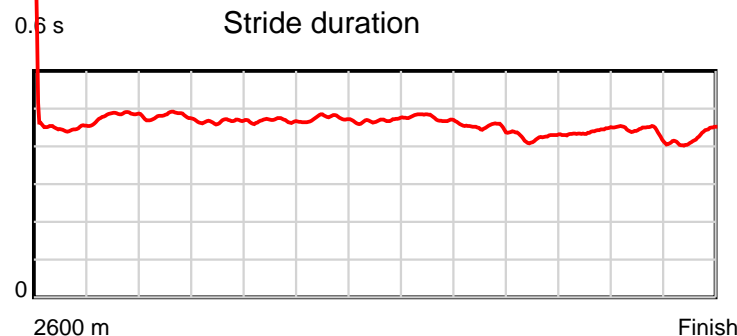
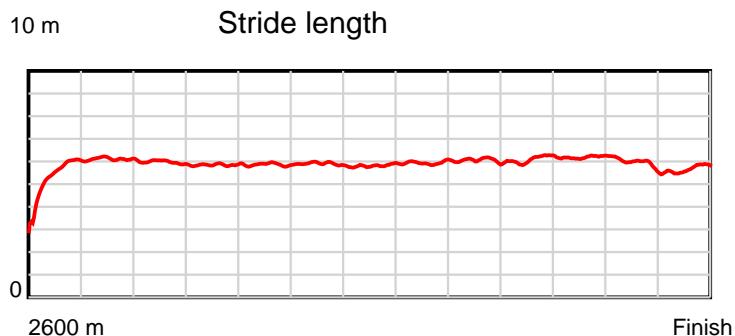
Disclaimer.

HRNZ and NZMTC and Thoroughbred Ratings Pty Ltd accepts no responsibility for the completeness or accuracy of any of the information contained herein, and makes no representations about its suitability for any particular purpose. Users should make their own judgements about those matters and/or seek independent advice. You assume all risks associated with use of the data provided on this page.

Race Results

August 06, 2023, Race 4, REDPATHS - PLUG IN TO BETTER SERVICE HANDICAP TROT, Distance 2600m, Addington - Survey 3200m

Result	TAB no.	Horse (Barrier)	2200m to	2000m to	1800m to	1600m to	1400m to	1200m to	1000m to	800m to	600m to	400m to	200m to	Total or	Margin
4th	1	Izia (2)	2000m	1800m	1600m	1400m	1200m	1000m	800m	600m	400m	200m	WP	Average	
		Position in running (margin)	2(1.5)	2(1.7)	2(1.6)	2(2.5)	2(2.5)	2(2.4)	2(1.4)	4(3.4)	4(2.9)	4(3.3)	4(4.3)		4.10
		Sectional time (s)	16.26	16.04	16.03	16.13	16.05	16.08	15.03	13.88	14.45	14.98	14.93		
		Cumulative time (s)	169.86	153.60	137.56	121.53	105.40	89.35	73.27	58.24	44.36	29.91	14.93	3:22.98	
		Speed (m/s)	12.30	12.47	12.48	12.40	12.46	12.44	13.31	14.41	13.84	13.35	13.40	12.81	
		Stride length (m)	5.90	5.82	5.83	5.88	5.84	5.91	6.00	6.13	6.08	5.87	5.70	5.87	
		Stride duration (s)	0.480	0.467	0.467	0.474	0.468	0.475	0.451	0.425	0.439	0.439	0.426	0.458	
		Stride efficiency (%)	54.40	52.90	53.12	54.06	53.21	54.66	56.26	58.66	57.70	53.79	50.83	53.81	
		Stride count	33.90	34.37	34.30	34.00	34.27	33.82	33.33	32.64	32.91	34.09	35.07	443.07	



Note: Horizontal distance axis grid lines are 200m furlongs.

Disclaimer.

HRNZ and NZMTC and Thoroughbred Ratings Pty Ltd accepts no responsibility for the completeness or accuracy of any of the information contained herein, and makes no representations about its suitability for any particular purpose. Users should make their own judgements about those matters and/or seek independent advice. You assume all risks associated with use of the data provided on this page.



Race Results



August 06, 2023, Race 4, REDPATHS - PLUG IN TO BETTER SERVICE HANDICAP TROT, Distance 2600m, Addington - Survey 3200m

Result	TAB no.	Horse (Barrier)	2600 to	2400m to
5th	8	T K Megastar (3)	2400m	2200m
		Position in running (margin)	-	6(21.2)
		Sectional time (s)	20.25	16.09
		Cumulative time (s)	203.53	183.28
		Speed (m/s)	9.88	12.43
		Stride length (m)	5.36	5.68
		Stride duration (s)	0.468	0.457
		Stride efficiency (%)	44.90	50.36
		Stride count	37.31	35.23

Disclaimer.

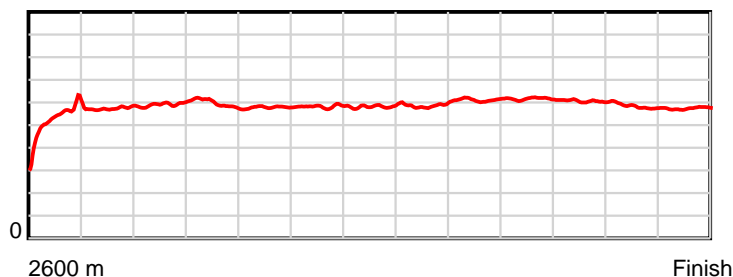
HRNZ and NZMTC and Thoroughbred Ratings Pty Ltd accepts no responsibility for the completeness or accuracy of any of the information contained herein, and makes no representations about its suitability for any particular purpose. Users should make their own judgements about those matters and/or seek independent advice. You assume all risks associated with use of the data provided on this page.

Race Results

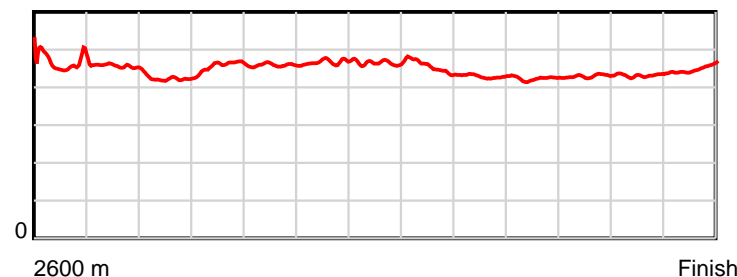
August 06, 2023, Race 4, REDPATHS - PLUG IN TO BETTER SERVICE HANDICAP TROT, Distance 2600m, Addington - Survey 3200m

Result	TAB no.	Horse (Barrier)	2200m to	2000m to	1800m to	1600m to	1400m to	1200m to	1000m to	800m to	600m to	400m to	200m to	Total or	Margin
5th	8	T K Megastar (3)	2000m	1800m	1600m	1400m	1200m	1000m	800m	600m	400m	200m	WP	Average	
		Position in running (margin)	6(21.3)	5(11.2)	5(7.6)	5(8.0)	5(8.1)	5(7.9)	5(4.7)	3(2.3)	2(1.4)	2(1.3)	3(2.6)		7.00
		Sectional time (s)	14.56	15.45	15.94	16.14	16.04	15.71	14.30	13.81	14.38	15.02	15.84		
		Cumulative time (s)	167.19	152.63	137.18	121.24	105.10	89.06	73.35	59.05	45.24	30.86	15.84	3:23.53	
		Speed (m/s)	13.74	12.94	12.55	12.39	12.47	12.73	13.99	14.48	13.91	13.32	12.63	12.77	
		Stride length (m)	5.81	5.93	5.75	5.79	5.79	5.78	6.00	6.13	5.99	5.75	5.69	5.80	
		Stride duration (s)	0.423	0.458	0.459	0.467	0.464	0.454	0.429	0.423	0.430	0.432	0.451	0.454	
		Stride efficiency (%)	52.82	54.93	51.75	52.41	52.43	52.19	56.26	58.69	56.00	51.74	50.64	52.55	
		Stride count	34.40	33.73	34.75	34.54	34.53	34.61	33.33	32.63	33.41	34.76	35.13	448.36	

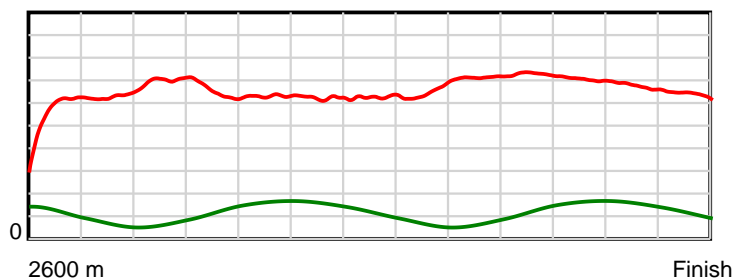
10 m Stride length



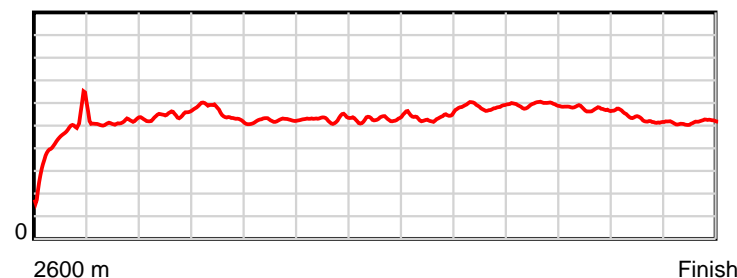
0.6 s Stride duration



20 m/sec Speed



100 % Stride efficiency



Note: Horizontal distance axis grid lines are 200m furlongs.

Disclaimer.

HRNZ and NZMTC and Thoroughbred Ratings Pty Ltd accepts no responsibility for the completeness or accuracy of any of the information contained herein, and makes no representations about its suitability for any particular purpose. Users should make their own judgements about those matters and/or seek independent advice. You assume all risks associated with use of the data provided on this page.



Race Results



August 06, 2023, Race 4, REDPATHS - PLUG IN TO BETTER SERVICE HANDICAP TROT, Distance 2600m, Addington - Survey 3200m

Result	TAB no.	Horse (Barrier)	2600 to	2400m to
6th	5	Buffy Northsta... (0)	2400m	2200m
		Position in running (margin)	-	7(24.9)
		Sectional time (s)	20.93	15.79
		Cumulative time (s)	204.18	183.25
		Speed (m/s)	9.56	12.67
		Stride length (m)	4.39	5.55
		Stride duration (s)	0.461	0.439
		Stride efficiency (%)	30.17	48.22
		Stride count	45.52	36.00

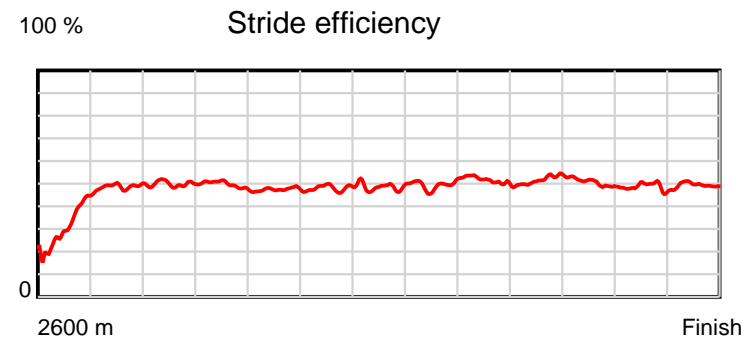
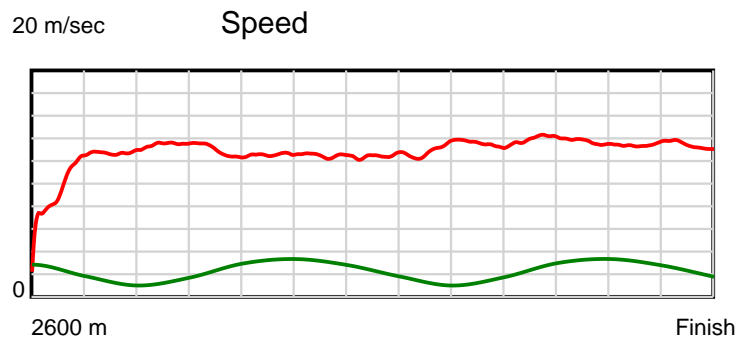
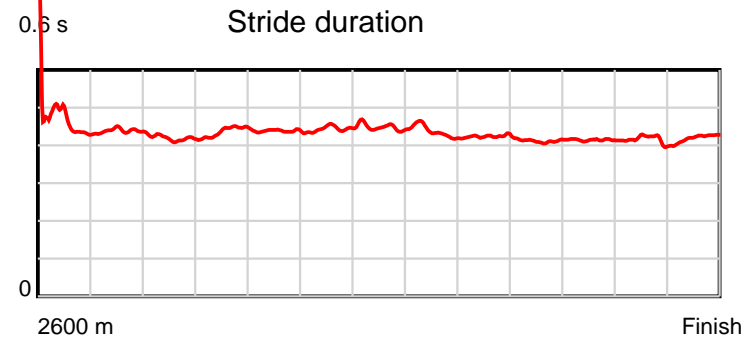
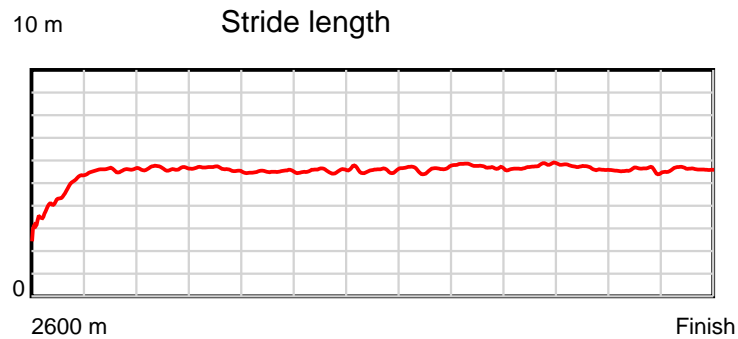
Disclaimer.

HRNZ and NZMTC and Thoroughbred Ratings Pty Ltd accepts no responsibility for the completeness or accuracy of any of the information contained herein, and makes no representations about its suitability for any particular purpose. Users should make their own judgements about those matters and/or seek independent advice. You assume all risks associated with use of the data provided on this page.

Race Results

August 06, 2023, Race 4, REDPATHS - PLUG IN TO BETTER SERVICE HANDICAP TROT, Distance 2600m, Addington - Survey 3200m

Result	TAB no.	Horse (Barrier)	2200m to	2000m to	1800m to	1600m to	1400m to	1200m to	1000m to	800m to	600m to	400m to	200m to	Total or	Margin
6th	5	Buffy Northsta... (0)	2000m	1800m	1600m	1400m	1200m	1000m	800m	600m	400m	200m	WP	Average	
		Position in running (margin)	7(23.2)	7(15.7)	7(12.4)	7(12.1)	7(11.1)	7(11.7)	7(8.1)	7(9.4)	7(11.0)	7(11.2)	7(11.4)		10.40
		Sectional time (s)	14.99	15.51	15.83	15.96	16.17	15.65	14.91	14.23	14.42	14.84	14.95		
		Cumulative time (s)	167.46	152.47	136.96	121.13	105.17	89.00	73.35	58.44	44.21	29.79	14.95	3:24.18	
		Speed (m/s)	13.34	12.89	12.63	12.53	12.37	12.78	13.41	14.05	13.87	13.48	13.38	12.73	
		Stride length (m)	5.59	5.64	5.53	5.56	5.55	5.58	5.68	5.79	5.74	5.59	5.62	5.50	
		Stride duration (s)	0.419	0.438	0.438	0.443	0.449	0.436	0.424	0.412	0.414	0.415	0.420	0.432	
		Stride efficiency (%)	48.81	49.79	47.85	48.23	48.11	48.64	50.48	52.37	51.55	48.82	49.40	47.28	
		Stride count	35.78	35.43	36.14	36.00	36.04	35.85	35.19	34.55	34.82	35.78	35.57	472.67	



Note: Horizontal distance axis grid lines are 200m furlongs.

Disclaimer.

HRNZ and NZMTC and Thoroughbred Ratings Pty Ltd accepts no responsibility for the completeness or accuracy of any of the information contained herein, and makes no representations about its suitability for any particular purpose. Users should make their own judgements about those matters and/or seek independent advice. You assume all risks associated with use of the data provided on this page.



Race Results



August 06, 2023, Race 4, REDPATHS - PLUG IN TO BETTER SERVICE HANDICAP TROT, Distance 2600m, Addington - Survey 3200m

Result	TAB no.	Horse (Barrier)	2600 to	2400m to
7th	7	True Confessio... (1)	2400m	2200m
		Position in running (margin)	-	5(18.8)
		Sectional time (s)	19.91	16.18
		Cumulative time (s)	204.21	184.30
		Speed (m/s)	10.05	12.36
		Stride length (m)	5.15	5.56
		Stride duration (s)	0.451	0.450
		Stride efficiency (%)	41.48	48.38
		Stride count	38.82	35.94

Disclaimer.

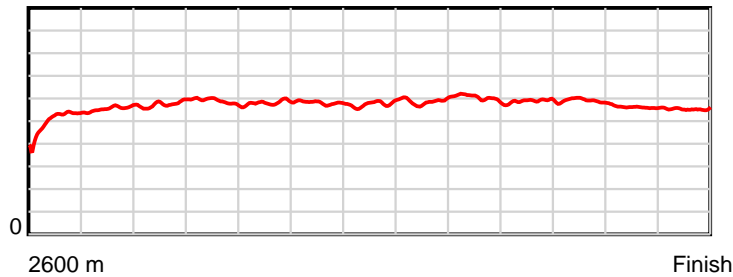
HRNZ and NZMTC and Thoroughbred Ratings Pty Ltd accepts no responsibility for the completeness or accuracy of any of the information contained herein, and makes no representations about its suitability for any particular purpose. Users should make their own judgements about those matters and/or seek independent advice. You assume all risks associated with use of the data provided on this page.

Race Results

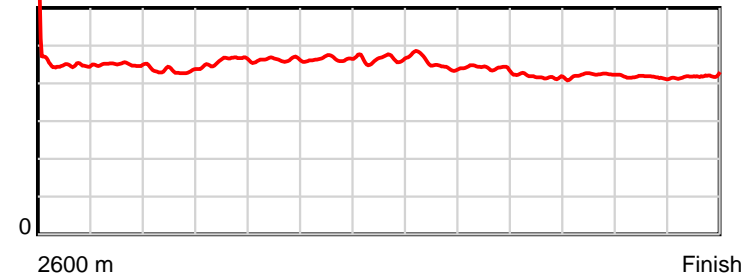
August 06, 2023, Race 4, REDPATHS - PLUG IN TO BETTER SERVICE HANDICAP TROT, Distance 2600m, Addington - Survey 3200m

Result	TAB no.	Horse (Barrier)	2200m to	2000m to	1800m to	1600m to	1400m to	1200m to	1000m to	800m to	600m to	400m to	200m to	Total or	Margin
7th	7	True Confessio... (1)	2000m	1800m	1600m	1400m	1200m	1000m	800m	600m	400m	200m	WP	Average	
		Position in running (margin)	5(19.4)	6(12.6)	6(9.9)	6(10.5)	6(9.9)	6(10.3)	6(6.2)	6(7.1)	6(9.0)	6(9.6)	6(10.2)		10.60
		Sectional time (s)	15.11	15.60	15.98	16.03	16.14	15.55	14.85	14.28	14.48	14.91	15.19		
		Cumulative time (s)	168.12	153.01	137.41	121.43	105.40	89.26	73.71	58.86	44.58	30.10	15.19	3:24.21	
		Speed (m/s)	13.24	12.82	12.52	12.48	12.39	12.86	13.47	14.01	13.81	13.41	13.17	12.73	
		Stride length (m)	5.74	5.89	5.78	5.80	5.76	5.84	5.93	5.84	5.84	5.59	5.53	5.70	
		Stride duration (s)	0.434	0.459	0.462	0.465	0.465	0.454	0.440	0.417	0.423	0.416	0.420	0.448	
		Stride efficiency (%)	51.48	54.23	52.27	52.57	51.84	53.30	54.95	53.31	53.25	48.79	47.80	50.86	
		Stride count	34.84	33.95	34.58	34.48	34.72	34.24	33.73	34.24	34.26	35.79	36.16	455.75	

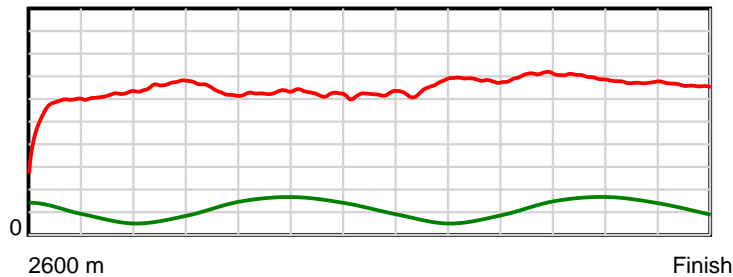
10 m Stride length



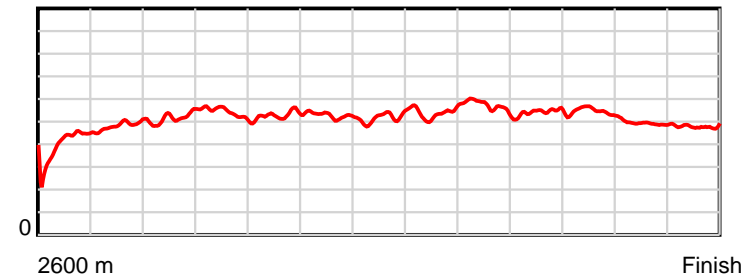
0.6 s Stride duration



20 m/sec Speed



100 % Stride efficiency



Note: Horizontal distance axis grid lines are 200m furlongs.

Disclaimer.

HRNZ and NZMTC and Thoroughbred Ratings Pty Ltd accepts no responsibility for the completeness or accuracy of any of the information contained herein, and makes no representations about its suitability for any particular purpose. Users should make their own judgements about those matters and/or seek independent advice. You assume all risks associated with use of the data provided on this page.



Race Results



August 06, 2023, Race 4, REDPATHS - PLUG IN TO BETTER SERVICE HANDICAP TROT, Distance 2600m, Addington - Survey 3200m

Result	TAB no.	Horse (Barrier)	2600 to	2400m to
8th	2	Paige (4)	2400m	2200m
		Position in running (margin)	-	8(36.5)
		Sectional time (s)	22.93	15.03
		Cumulative time (s)	204.97	182.04
		Speed (m/s)	8.72	13.31
		Stride length (m)	4.58	6.14
		Stride duration (s)	0.485	0.461
		Stride efficiency (%)	32.78	58.87
		Stride count	43.67	32.59

Disclaimer.

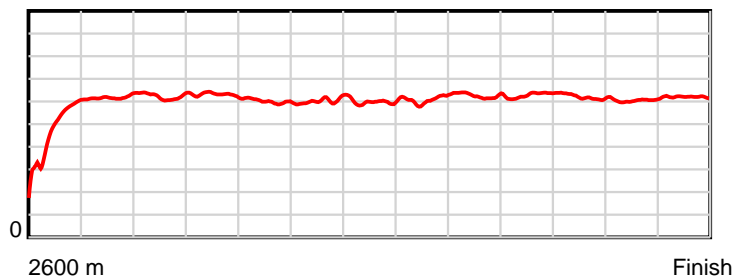
HRNZ and NZMTC and Thoroughbred Ratings Pty Ltd accepts no responsibility for the completeness or accuracy of any of the information contained herein, and makes no representations about its suitability for any particular purpose. Users should make their own judgements about those matters and/or seek independent advice. You assume all risks associated with use of the data provided on this page.

Race Results

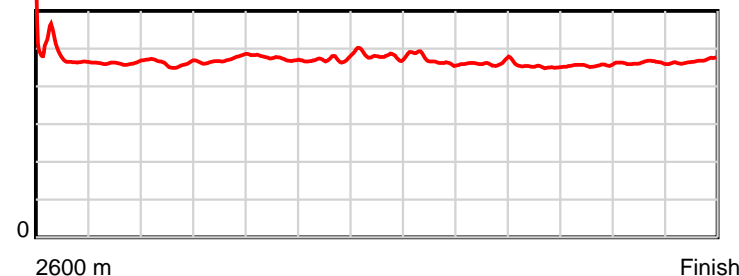
August 06, 2023, Race 4, REDPATHS - PLUG IN TO BETTER SERVICE HANDICAP TROT, Distance 2600m, Addington - Survey 3200m

Result	TAB no.	Horse (Barrier)	2200m to	2000m to	1800m to	1600m to	1400m to	1200m to	1000m to	800m to	600m to	400m to	200m to	Total or	Margin
8th	2	Paige (4)	2000m	1800m	1600m	1400m	1200m	1000m	800m	600m	400m	200m	WP	Average	
		Position in running (margin)	8(30.1)	8(22.6)	8(16.7)	8(16.9)	8(14.0)	8(14.4)	8(10.3)	8(11.4)	8(13.5)	8(14.6)	8(16.1)		14.60
		Sectional time (s)	14.98	15.06	15.92	15.64	16.15	15.56	14.88	14.30	14.57	15.06	14.89		
		Cumulative time (s)	167.01	152.03	136.97	121.05	105.41	89.26	73.70	58.82	44.52	29.95	14.89	3:24.97	
		Speed (m/s)	13.35	13.28	12.56	12.79	12.38	12.85	13.44	13.99	13.73	13.28	13.43	12.68	
		Stride length (m)	6.16	6.25	5.96	6.03	5.96	6.05	6.22	6.32	6.26	6.14	6.28	5.99	
		Stride duration (s)	0.462	0.471	0.475	0.471	0.482	0.471	0.463	0.452	0.456	0.462	0.468	0.472	
		Stride efficiency (%)	59.33	61.10	55.58	56.80	55.59	57.28	60.43	62.38	61.18	58.93	61.72	56.05	
		Stride count	32.46	31.99	33.53	33.17	33.53	33.03	32.16	31.65	31.96	32.57	31.82	434.13	

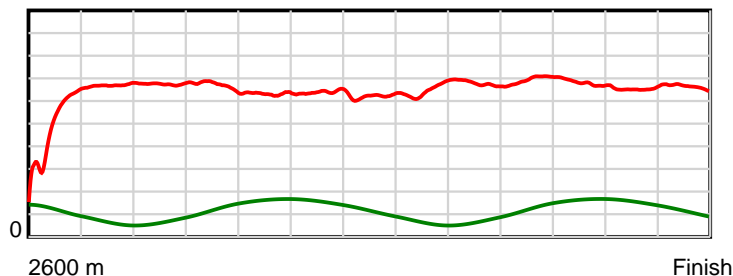
10 m Stride length



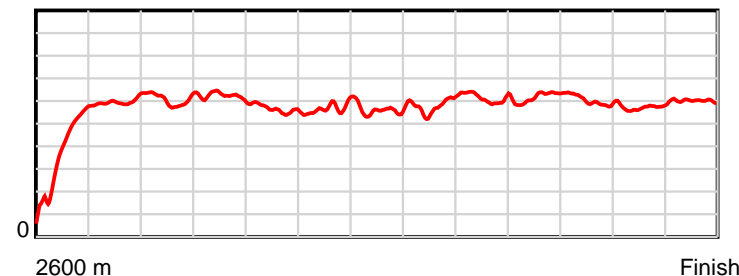
0.6 s Stride duration



20 m/sec Speed



100 % Stride efficiency



Note: Horizontal distance axis grid lines are 200m furlongs.

Disclaimer.

HRNZ and NZMTC and Thoroughbred Ratings Pty Ltd accepts no responsibility for the completeness or accuracy of any of the information contained herein, and makes no representations about its suitability for any particular purpose. Users should make their own judgements about those matters and/or seek independent advice. You assume all risks associated with use of the data provided on this page.