



Race Results

NZ Metropolitan Trotting Club Inc, HRNZ, August 06, 2023

Compilation date: August 6, 2023, 4:23:19 PM (NZST)

Copyright © 2023 HRNZ and NZMTC. All rights reserved.

Trademarks.

StrideMASTER is a registered trademark of Thoroughbred Ratings Pty Ltd.

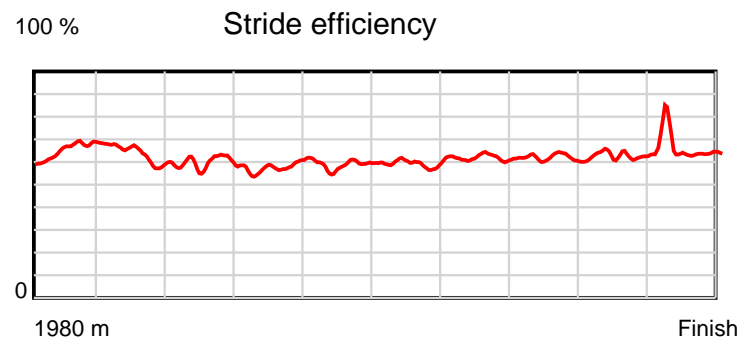
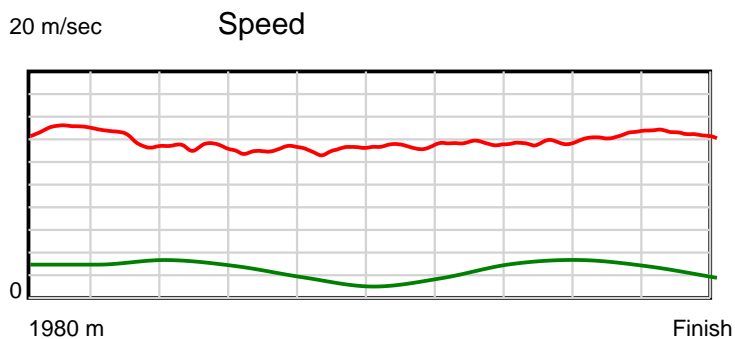
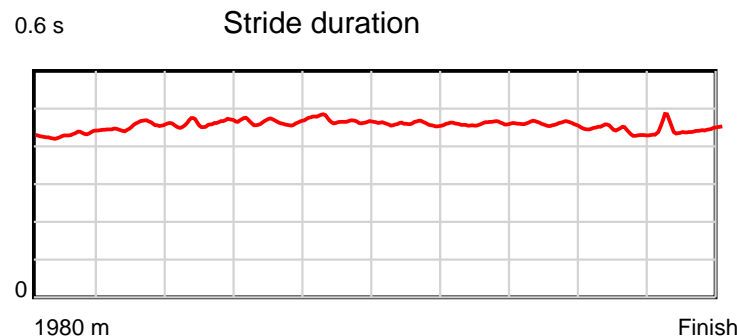
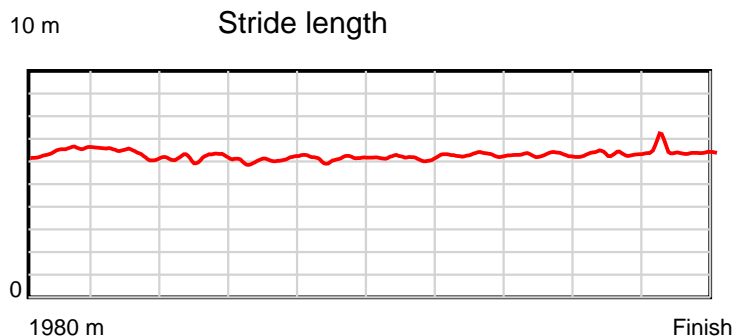
Disclaimer.

HRNZ and NZMTC and Thoroughbred Ratings Pty Ltd accepts no responsibility for the completeness or accuracy of any of the information contained herein, and makes no representations about its suitability for any particular purpose. Users should make their own judgements about those matters and/or seek independent advice. You assume all risks associated with use of the data provided on this page.

Race Results

August 06, 2023, Race 8, KB ELECTRICS THANKS ALL STAFF FOR OUTSTANDING WORK MOB. PACE, Distance 1980m, Addington - Survey 1980m

Result	TAB no.	Horse (Barrier)	1980 to	1800m to	1600m to	1400m to	1200m to	1000m to	800m to	600m to	400m to	200m to	Total or	Margin
1st	14	Oneloveonlife (13)	1800m	1600m	1400m	1200m	1000m	800m	600m	400m	200m	WP	Average	
		Position in running (margin)	-	4(2.6)	4(3.4)	5(5.7)	8(5.1)	9(6.3)	9(7.1)	9(7.4)	9(7.4)	8(4.0)		0.00
		Sectional time (s)	12.34	14.53	15.19	15.37	15.59	15.44	14.64	14.86	14.04	13.74		
		Cumulative time (s)	145.74	133.40	118.87	103.68	88.31	72.72	57.28	42.64	27.78	13.74	2:25.74	
		Speed (m/s)	14.58	13.76	13.17	13.01	12.83	12.95	13.66	13.46	14.25	14.56	13.59	
		Stride length (m)	6.43	6.25	6.07	6.05	6.01	5.95	6.29	6.17	6.27	6.51	6.19	
		Stride duration (s)	0.430	0.454	0.461	0.465	0.468	0.460	0.460	0.458	0.440	0.447	0.456	
		Stride efficiency (%)	64.66	61.06	57.64	57.21	56.37	55.37	61.74	59.47	61.51	66.19	59.94	
		Stride count	27.98	31.99	32.93	33.06	33.30	33.60	31.82	32.42	31.88	30.73	319.71	



Note: Horizontal distance axis grid lines are 200m furlongs.

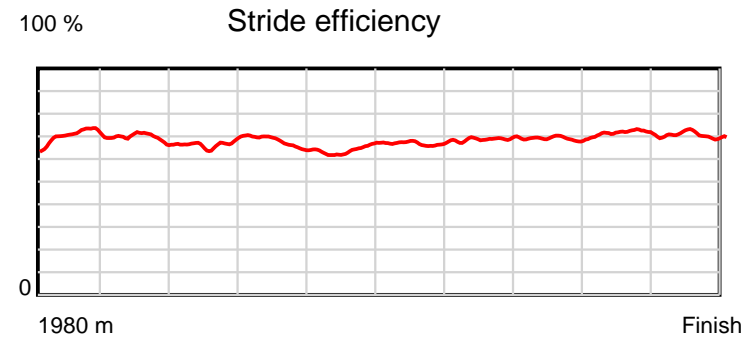
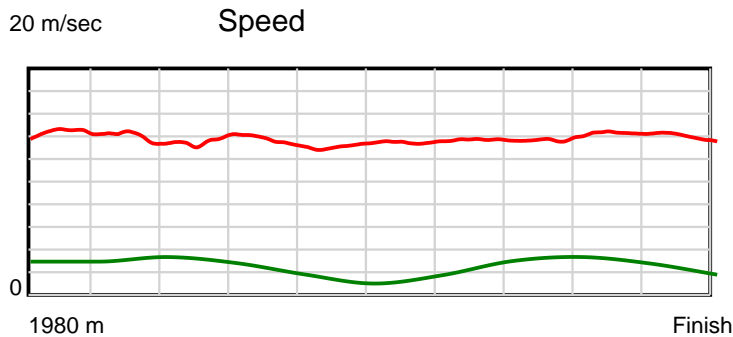
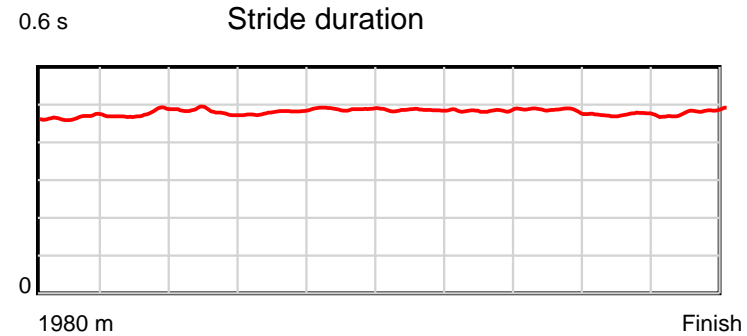
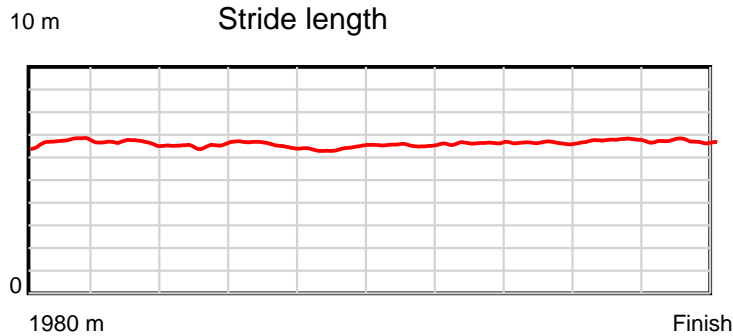
Disclaimer.

HRNZ and NZMTC and Thoroughbred Ratings Pty Ltd accepts no responsibility for the completeness or accuracy of any of the information contained herein, and makes no representations about its suitability for any particular purpose. Users should make their own judgements about those matters and/or seek independent advice. You assume all risks associated with use of the data provided on this page.

Race Results

August 06, 2023, Race 8, KB ELECTRICS THANKS ALL STAFF FOR OUTSTANDING WORK MOB. PACE, Distance 1980m, Addington - Survey 1980m

Result	TAB no.	Horse (Barrier)	1980 to	1800m to	1600m to	1400m to	1200m to	1000m to	800m to	600m to	400m to	200m to	Total or	Margin
2nd	4	Hes Santas Exc... (4)	1800m	1600m	1400m	1200m	1000m	800m	600m	400m	200m	WP	Average	
		Position in running (margin)	-	6(4.2)	7(6.3)	6(6.7)	3(1.6)	5(3.0)	5(3.6)	6(4.1)	6(4.2)	3(1.6)		0.80
		Sectional time (s)	12.55	14.75	14.87	14.63	15.62	15.41	14.67	14.88	14.17	14.33		
		Cumulative time (s)	145.88	133.33	118.58	103.71	89.08	73.46	58.05	43.38	28.50	14.33	2:25.88	
		Speed (m/s)	14.34	13.56	13.45	13.67	12.80	12.98	13.63	13.44	14.11	13.96	13.57	
		Stride length (m)	6.70	6.47	6.47	6.57	6.25	6.30	6.59	6.51	6.67	6.72	6.52	
		Stride duration (s)	0.466	0.477	0.481	0.480	0.489	0.486	0.484	0.484	0.473	0.481	0.480	
		Stride efficiency (%)	70.05	65.34	65.43	67.41	61.12	62.05	67.92	66.27	69.47	70.50	66.41	
		Stride count	26.88	30.93	30.91	30.45	31.98	31.74	30.34	30.71	30.00	29.78	303.72	



Note: Horizontal distance axis grid lines are 200m furlongs.

Disclaimer.

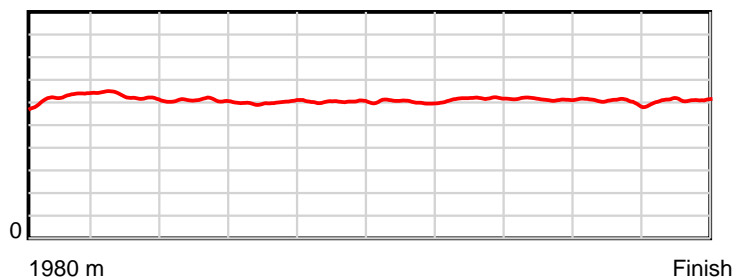
HRNZ and NZMTC and Thoroughbred Ratings Pty Ltd accepts no responsibility for the completeness or accuracy of any of the information contained herein, and makes no representations about its suitability for any particular purpose. Users should make their own judgements about those matters and/or seek independent advice. You assume all risks associated with use of the data provided on this page.

Race Results

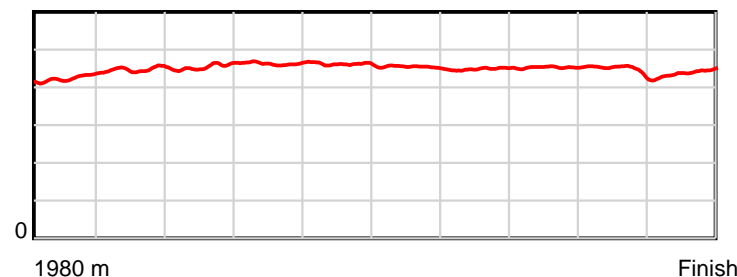
August 06, 2023, Race 8, KB ELECTRICS THANKS ALL STAFF FOR OUTSTANDING WORK MOB. PACE, Distance 1980m, Addington - Survey 1980m

Result	TAB no.	Horse (Barrier)	1980 to	1800m to	1600m to	1400m to	1200m to	1000m to	800m to	600m to	400m to	200m to	Total or	Margin
3rd	1	Chrislynn (1)	1800m	1600m	1400m	1200m	1000m	800m	600m	400m	200m	WP	Average	
		Position in running (margin)	-	3(2.0)	3(2.9)	2(2.3)	4(1.9)	4(2.1)	4(2.3)	3(1.8)	3(2.3)	4(2.1)		1.40
		Sectional time (s)	12.14	14.54	14.71	15.42	15.42	15.33	14.53	14.94	14.56	14.40		
		Cumulative time (s)	145.99	133.85	119.31	104.60	89.18	73.76	58.43	43.90	28.96	14.40	2:25.99	
		Speed (m/s)	14.82	13.76	13.60	12.97	12.97	13.05	13.76	13.39	13.74	13.89	13.56	
		Stride length (m)	6.28	6.16	6.18	6.01	5.99	5.92	6.18	6.06	6.14	6.11	6.10	
		Stride duration (s)	0.425	0.448	0.454	0.463	0.462	0.454	0.449	0.453	0.447	0.439	0.450	
		Stride efficiency (%)	61.59	59.30	59.60	56.40	56.07	54.73	59.61	57.47	58.84	58.26	58.10	
		Stride count	28.67	32.47	32.39	33.29	33.39	33.80	32.38	32.98	32.59	32.75	324.71	

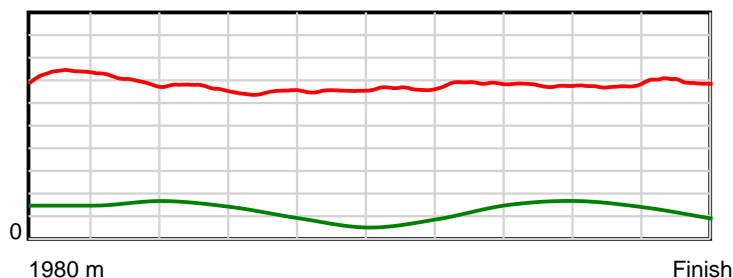
10 m Stride length



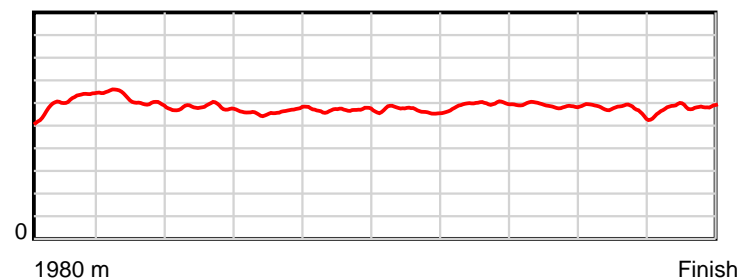
0.6 s Stride duration



20 m/sec Speed



100 % Stride efficiency



Note: Horizontal distance axis grid lines are 200m furlongs.

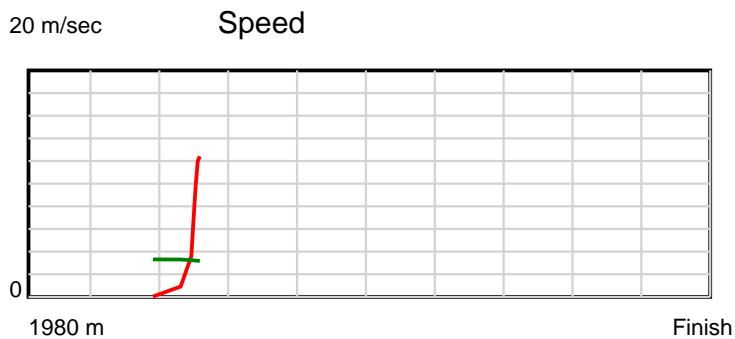
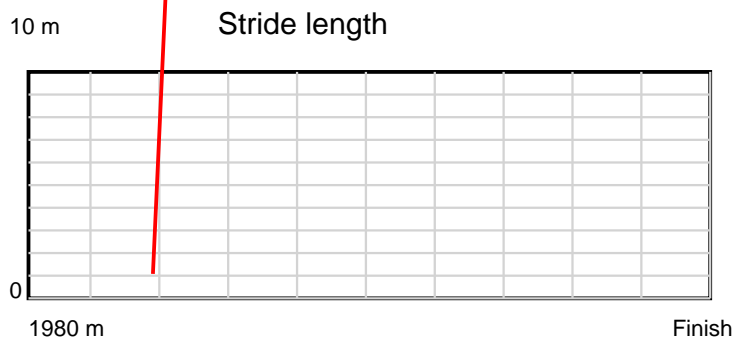
Disclaimer.

HRNZ and NZMTC and Thoroughbred Ratings Pty Ltd accepts no responsibility for the completeness or accuracy of any of the information contained herein, and makes no representations about its suitability for any particular purpose. Users should make their own judgements about those matters and/or seek independent advice. You assume all risks associated with use of the data provided on this page.

Race Results

August 06, 2023, Race 8, KB ELECTRICS THANKS ALL STAFF FOR OUTSTANDING WORK MOB. PACE, Distance 1980m, Addington - Survey 1980m

Result	TAB no.	Horse (Barrier)	1980 to	1800m to	1600m to	1400m to	1200m to	1000m to	800m to	600m to	400m to	200m to	Total or	Margin
4th	8	Bobby Waterhou... (7)	1800m	1600m	1400m	1200m	1000m	800m	600m	400m	200m	WP	Average	
		Position in running (margin)	-	12(9.0)	12(11.0)	12(11.0)	7(3.8)	2(0.4)	2(0.3)	1(0.0)	1(0.0)			2.10
		Sectional time (s)	13.38	14.72	14.82	14.28	15.06	15.05	14.58	14.82	14.60	14.82		
		Cumulative time (s)	146.13	132.75	118.03	103.21	88.93	73.87	58.82	44.24	29.42	14.82	2:26.13	
		Speed (m/s)	13.45	13.59	13.50	14.01	13.28	13.29	13.72	13.50	13.70	13.50	13.55	
		Stride length (m)	0.00	3791.60	11.41	6.27	5.94	5.95	6.14	6.04	6.13	6.04	7.98	
		Stride duration (s)	0.000	279.086	0.845	0.447	0.447	0.447	0.447	0.447	0.447	0.447	0.589	
		Stride efficiency (%)	0.00	22465144.00	203.53	61.39	55.17	55.24	58.85	57.02	58.70	56.98	99.42	
		Stride count	0.00	0.05	17.52	31.91	33.66	33.64	32.59	33.11	32.63	33.12	248.23	



Note: Horizontal distance axis grid lines are 200m furlongs.

Disclaimer.

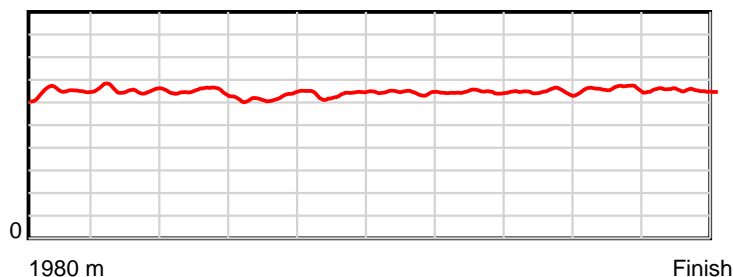
HRNZ and NZMTC and Thoroughbred Ratings Pty Ltd accepts no responsibility for the completeness or accuracy of any of the information contained herein, and makes no representations about its suitability for any particular purpose. Users should make their own judgements about those matters and/or seek independent advice. You assume all risks associated with use of the data provided on this page.

Race Results

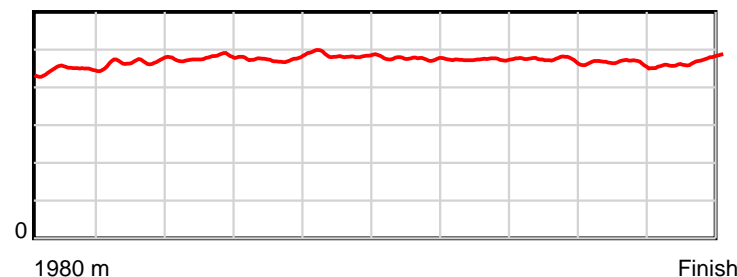
August 06, 2023, Race 8, KB ELECTRICS THANKS ALL STAFF FOR OUTSTANDING WORK MOB. PACE, Distance 1980m, Addington - Survey 1980m

Result	TAB no.	Horse (Barrier)	1980 to	1800m to	1600m to	1400m to	1200m to	1000m to	800m to	600m to	400m to	200m to	Total or	Margin
5th	3	Barnstormer (3)	1800m	1600m	1400m	1200m	1000m	800m	600m	400m	200m	WP	Average	
		Position in running (margin)	-	5(3.5)	5(5.1)	4(4.3)	5(3.0)	7(5.4)	8(6.2)	7(5.8)	8(6.6)	5(3.4)		2.50
		Sectional time (s)	12.39	14.67	14.68	15.25	15.80	15.42	14.55	14.98	14.08	14.39		
		Cumulative time (s)	146.21	133.82	119.15	104.47	89.22	73.42	58.00	43.45	28.47	14.39	2:26.21	
		Speed (m/s)	14.52	13.63	13.62	13.11	12.66	12.97	13.75	13.35	14.20	13.90	13.54	
		Stride length (m)	6.51	6.38	6.52	6.23	6.14	6.16	6.52	6.30	6.59	6.54	6.38	
		Stride duration (s)	0.447	0.468	0.478	0.475	0.485	0.475	0.474	0.472	0.464	0.470	0.471	
		Stride efficiency (%)	66.12	63.68	66.34	60.65	59.00	59.35	66.46	62.00	67.86	66.80	63.68	
		Stride count	27.67	31.33	30.70	32.10	32.55	32.45	30.67	31.75	30.35	30.59	310.16	

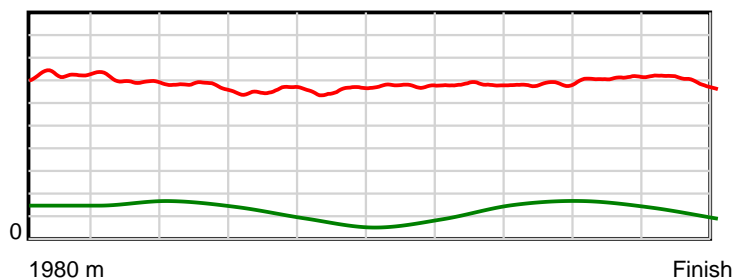
10 m Stride length



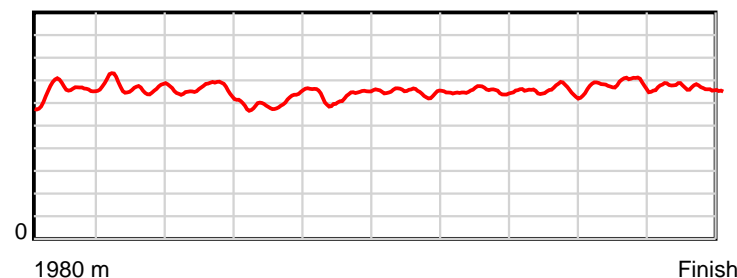
0.6 s Stride duration



20 m/sec Speed



100 % Stride efficiency



Note: Horizontal distance axis grid lines are 200m furlongs.

Disclaimer.

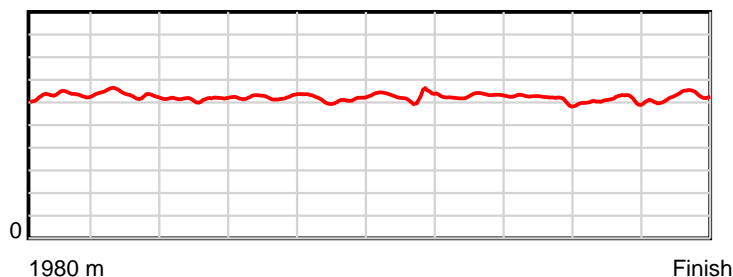
HRNZ and NZMTC and Thoroughbred Ratings Pty Ltd accepts no responsibility for the completeness or accuracy of any of the information contained herein, and makes no representations about its suitability for any particular purpose. Users should make their own judgements about those matters and/or seek independent advice. You assume all risks associated with use of the data provided on this page.

Race Results

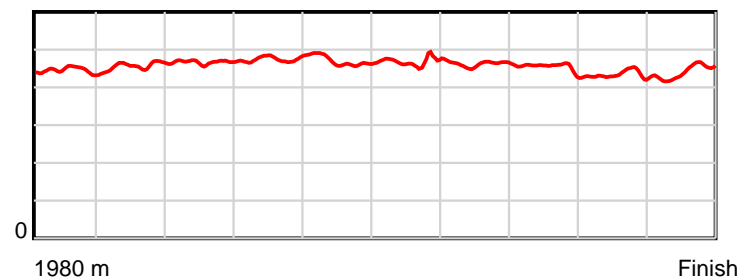
August 06, 2023, Race 8, KB ELECTRICS THANKS ALL STAFF FOR OUTSTANDING WORK MOB. PACE, Distance 1980m, Addington - Survey 1980m

Result	TAB no.	Horse (Barrier)	1980 to	1800m to	1600m to	1400m to	1200m to	1000m to	800m to	600m to	400m to	200m to	Total or	Margin
6th	11	Mop (10)	1800m	1600m	1400m	1200m	1000m	800m	600m	400m	200m	WP	Average	
		Position in running (margin)	-	10(7.3)	10(8.2)	10(9.5)	11(8.0)	10(8.1)	10(7.8)	10(8.2)	10(7.5)	9(5.1)		2.60
		Sectional time (s)	13.07	14.55	15.02	15.23	15.41	15.25	14.67	14.74	14.19	14.10		
		Cumulative time (s)	146.23	133.16	118.61	103.59	88.36	72.95	57.70	43.03	28.29	14.10	2:26.23	
		Speed (m/s)	13.77	13.75	13.32	13.13	12.98	13.11	13.63	13.57	14.09	14.18	13.54	
		Stride length (m)	6.30	6.29	6.21	6.24	6.10	6.11	6.30	6.14	6.10	6.29	6.20	
		Stride duration (s)	0.444	0.457	0.467	0.475	0.470	0.466	0.462	0.453	0.433	0.443	0.458	
		Stride efficiency (%)	62.11	61.74	60.28	60.75	58.08	58.29	61.95	58.90	58.20	61.75	60.15	
		Stride count	28.55	31.82	32.20	32.08	32.81	32.75	31.77	32.58	32.77	31.82	319.15	

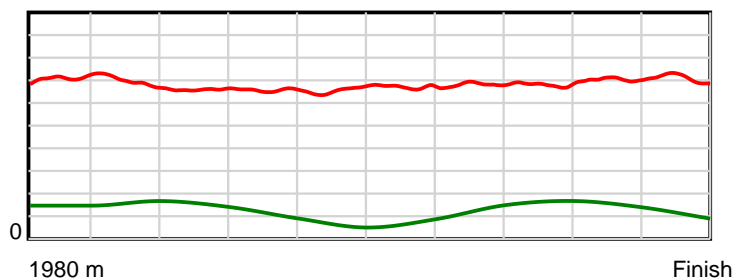
10 m Stride length



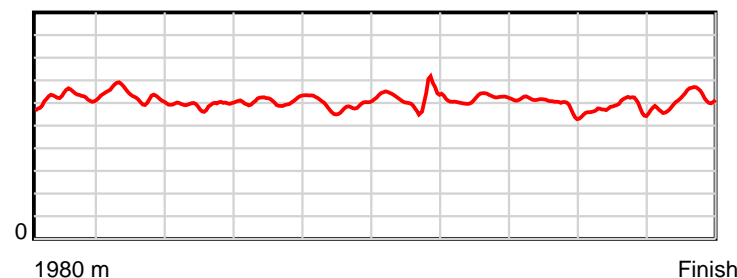
0.6 s Stride duration



20 m/sec Speed



100 % Stride efficiency



Note: Horizontal distance axis grid lines are 200m furlongs.

Disclaimer.

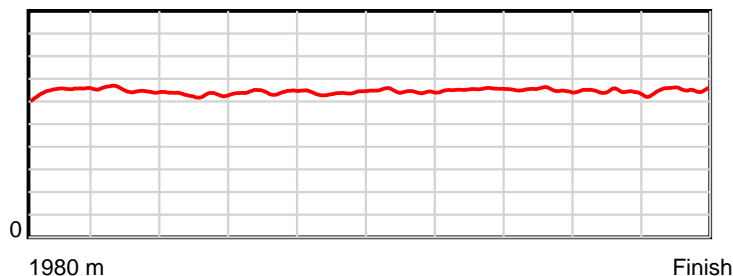
HRNZ and NZMTC and Thoroughbred Ratings Pty Ltd accepts no responsibility for the completeness or accuracy of any of the information contained herein, and makes no representations about its suitability for any particular purpose. Users should make their own judgements about those matters and/or seek independent advice. You assume all risks associated with use of the data provided on this page.

Race Results

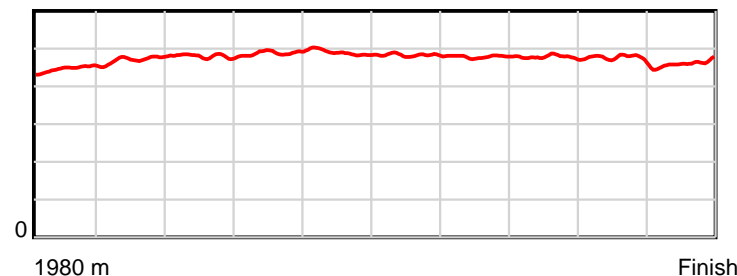
August 06, 2023, Race 8, KB ELECTRICS THANKS ALL STAFF FOR OUTSTANDING WORK MOB. PACE, Distance 1980m, Addington - Survey 1980m

Result	TAB no.	Horse (Barrier)	1980 to	1800m to	1600m to	1400m to	1200m to	1000m to	800m to	600m to	400m to	200m to	Total or	Margin
7th	10	Hes Fast And F... (9)	1800m	1600m	1400m	1200m	1000m	800m	600m	400m	200m	WP	Average	
		Position in running (margin)	-	7(5.1)	6(5.8)	7(7.2)	9(5.9)	8(6.2)	7(5.9)	8(6.2)	7(5.2)	10(5.1)		3.10
		Sectional time (s)	12.66	14.52	15.03	15.27	15.44	15.25	14.65	14.69	14.60	14.21		
		Cumulative time (s)	146.32	133.66	119.14	104.11	88.84	73.40	58.15	43.50	28.81	14.21	2:26.32	
		Speed (m/s)	14.21	13.77	13.31	13.10	12.95	13.11	13.65	13.61	13.70	14.07	13.53	
		Stride length (m)	6.50	6.50	6.38	6.39	6.35	6.33	6.53	6.50	6.51	6.51	6.45	
		Stride duration (s)	0.448	0.472	0.480	0.488	0.490	0.483	0.478	0.477	0.475	0.463	0.477	
		Stride efficiency (%)	65.94	66.00	63.63	63.85	63.00	62.60	66.64	65.97	66.28	66.23	64.98	
		Stride count	27.71	30.78	31.34	31.29	31.50	31.60	30.63	30.78	30.71	30.72	307.06	

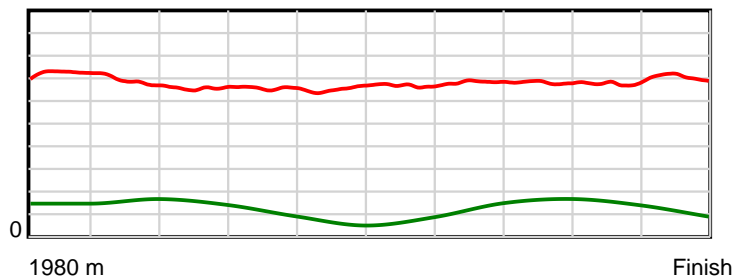
10 m Stride length



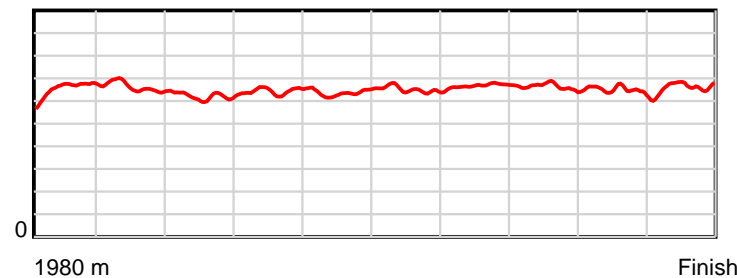
0.6 s Stride duration



20 m/sec Speed



100 % Stride efficiency



Note: Horizontal distance axis grid lines are 200m furlongs.

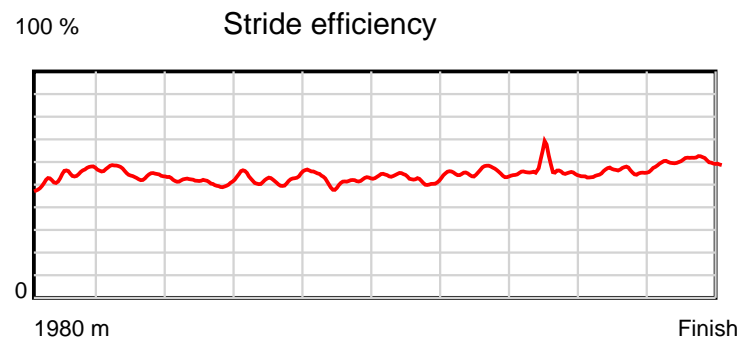
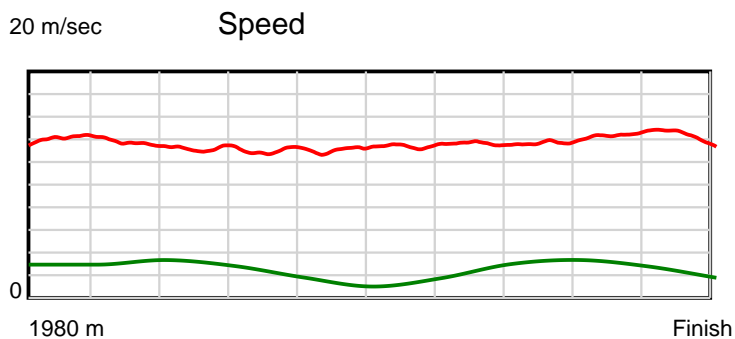
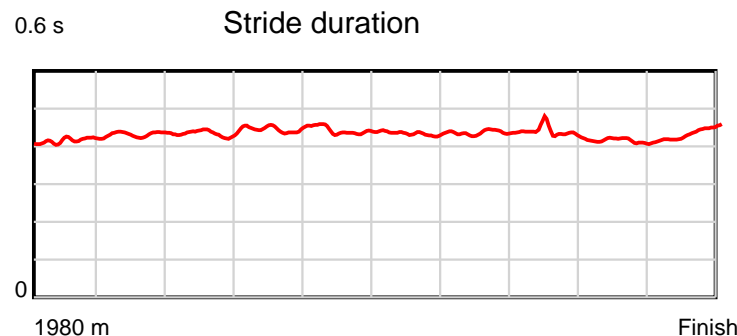
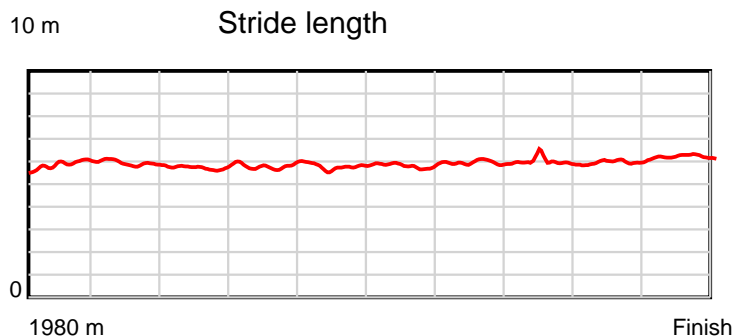
Disclaimer.

HRNZ and NZMTC and Thoroughbred Ratings Pty Ltd accepts no responsibility for the completeness or accuracy of any of the information contained herein, and makes no representations about its suitability for any particular purpose. Users should make their own judgements about those matters and/or seek independent advice. You assume all risks associated with use of the data provided on this page.

Race Results

August 06, 2023, Race 8, KB ELECTRICS THANKS ALL STAFF FOR OUTSTANDING WORK MOB. PACE, Distance 1980m, Addington - Survey 1980m

Result	TAB no.	Horse (Barrier)	1980 to	1800m to	1600m to	1400m to	1200m to	1000m to	800m to	600m to	400m to	200m to	Total or	Margin
8th	2	Sports Babe (2)	1800m	1600m	1400m	1200m	1000m	800m	600m	400m	200m	WP	Average	
		Position in running (margin)	-	8(5.6)	8(7.4)	9(8.5)	10(7.7)	11(9.0)	11(9.4)	11(9.4)	12(9.6)	11(6.3)		3.30
		Sectional time (s)	12.61	14.69	14.99	15.35	15.61	15.38	14.59	14.89	14.06	14.20		
		Cumulative time (s)	146.37	133.76	119.07	104.08	88.73	73.12	57.74	43.15	28.26	14.20	2:26.37	
		Speed (m/s)	14.27	13.61	13.34	13.03	12.81	13.00	13.71	13.43	14.22	14.08	13.53	
		Stride length (m)	5.92	5.88	5.78	5.82	5.66	5.65	5.97	5.85	5.90	6.16	5.86	
		Stride duration (s)	0.416	0.432	0.433	0.446	0.441	0.434	0.436	0.436	0.415	0.437	0.433	
		Stride efficiency (%)	54.74	54.09	52.24	52.90	50.00	49.91	55.79	53.56	54.32	59.26	53.58	
		Stride count	30.41	34.00	34.59	34.37	35.36	35.39	33.47	34.16	33.92	32.48	338.15	



Note: Horizontal distance axis grid lines are 200m furlongs.

Disclaimer.

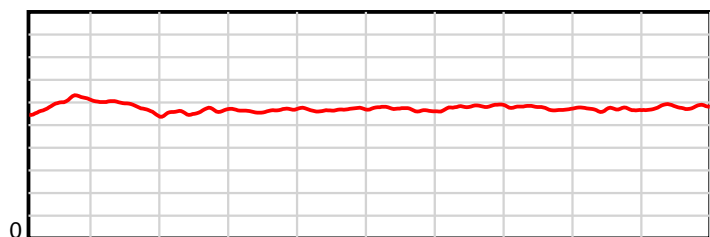
HRNZ and NZMTC and Thoroughbred Ratings Pty Ltd accepts no responsibility for the completeness or accuracy of any of the information contained herein, and makes no representations about its suitability for any particular purpose. Users should make their own judgements about those matters and/or seek independent advice. You assume all risks associated with use of the data provided on this page.

Race Results

August 06, 2023, Race 8, KB ELECTRICS THANKS ALL STAFF FOR OUTSTANDING WORK MOB. PACE, Distance 1980m, Addington - Survey 1980m

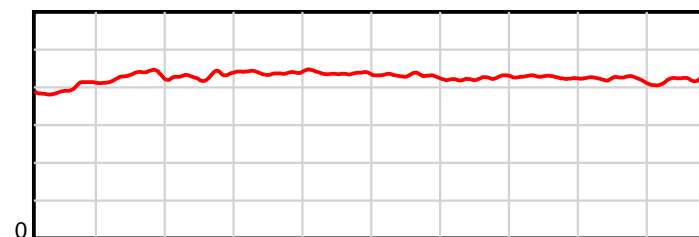
Result	TAB no.	Horse (Barrier)	1980 to	1800m to	1600m to	1400m to	1200m to	1000m to	800m to	600m to	400m to	200m to	Total or	Margin
9th	5	Sir Monty (5)	1800m	1600m	1400m	1200m	1000m	800m	600m	400m	200m	WP	Average	
		Position in running (margin)	-	1(0.0)	2(2.6)	3(4.0)	6(3.7)	6(3.9)	6(3.8)	5(3.6)	5(3.8)	7(3.7)		3.60
		Sectional time (s)	11.73	14.83	15.04	15.43	15.42	15.30	14.56	14.89	14.59	14.62		
		Cumulative time (s)	146.41	134.68	119.85	104.81	89.38	73.96	58.66	44.10	29.21	14.62	2:26.41	
		Speed (m/s)	15.34	13.49	13.30	12.96	12.97	13.07	13.74	13.43	13.71	13.68	13.52	
		Stride length (m)	6.01	5.80	5.73	5.69	5.68	5.63	5.82	5.74	5.79	5.79	5.76	
		Stride duration (s)	0.397	0.430	0.431	0.439	0.438	0.431	0.424	0.427	0.423	0.423	0.426	
		Stride efficiency (%)	56.41	52.57	51.38	50.55	50.34	49.57	52.95	51.46	52.46	52.37	51.92	
		Stride count	29.96	34.48	34.88	35.16	35.24	35.51	34.36	34.85	34.52	34.55	343.51	

10 m Stride length



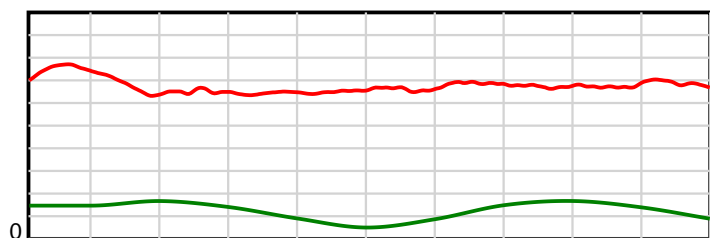
1980 m Finish

0.6 s Stride duration



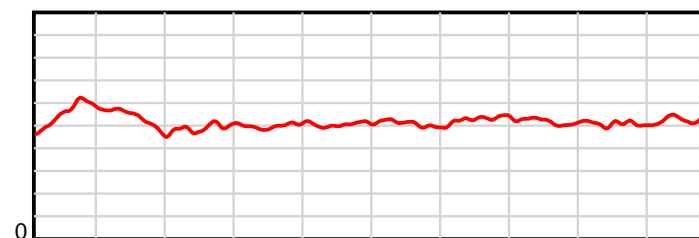
1980 m Finish

20 m/sec Speed



1980 m Finish

100 % Stride efficiency



1980 m Finish

Note: Horizontal distance axis grid lines are 200m furlongs.

Disclaimer.

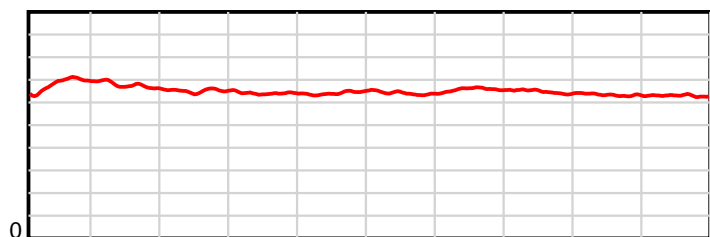
HRNZ and NZMTC and Thoroughbred Ratings Pty Ltd accepts no responsibility for the completeness or accuracy of any of the information contained herein, and makes no representations about its suitability for any particular purpose. Users should make their own judgements about those matters and/or seek independent advice. You assume all risks associated with use of the data provided on this page.

Race Results

August 06, 2023, Race 8, KB ELECTRICS THANKS ALL STAFF FOR OUTSTANDING WORK MOB. PACE, Distance 1980m, Addington - Survey 1980m

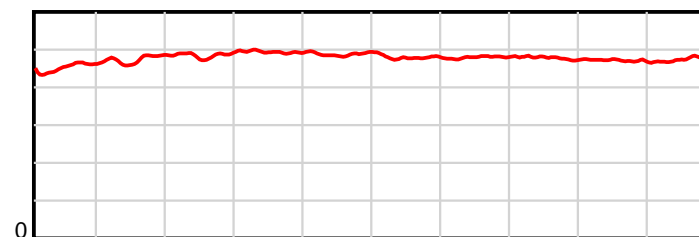
Result	TAB no.	Horse (Barrier)	1980 to	1800m to	1600m to	1400m to	1200m to	1000m to	800m to	600m to	400m to	200m to	Total or	Margin
10th	7	Finders Keeper... (6)	1800m	1600m	1400m	1200m	1000m	800m	600m	400m	200m	WP	Average	
		Position in running (margin)	-	2(0.6)	1(0.0)	1(0.0)	1(0.0)	1(0.0)	1(0.0)	1(0.0)	2(0.1)	2(0.3)		4.00
		Sectional time (s)	12.01	14.31	14.81	15.48	15.39	15.30	14.60	14.87	14.64	15.08		
		Cumulative time (s)	146.49	134.48	120.17	105.36	89.88	74.49	59.19	44.59	29.72	15.08	2:26.49	
		Speed (m/s)	14.98	13.98	13.50	12.92	13.00	13.07	13.70	13.45	13.66	13.26	13.52	
		Stride length (m)	6.85	6.64	6.56	6.38	6.34	6.25	6.57	6.40	6.43	6.33	6.47	
		Stride duration (s)	0.454	0.475	0.485	0.494	0.488	0.478	0.480	0.476	0.471	0.477	0.478	
		Stride efficiency (%)	73.39	68.82	67.15	63.58	62.83	60.99	67.51	64.09	64.69	62.52	65.34	
		Stride count	26.27	30.14	30.51	31.35	31.54	32.01	30.43	31.23	31.09	31.62	306.19	

10 m Stride length



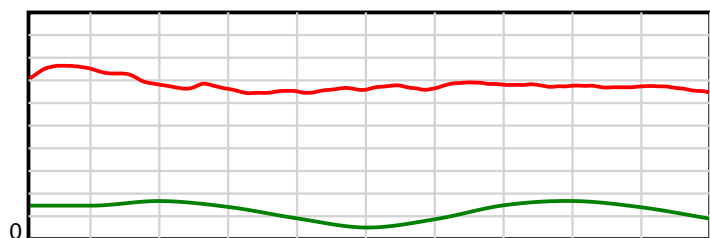
1980 m Finish

0.6 s Stride duration



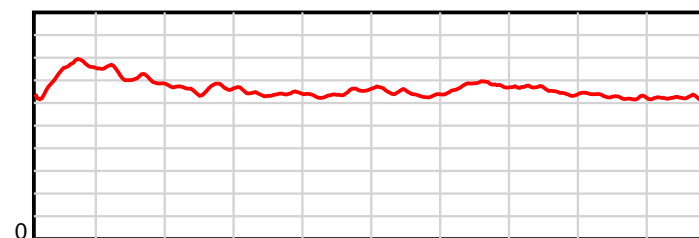
1980 m Finish

20 m/sec Speed



1980 m Finish

100 % Stride efficiency



1980 m Finish

Note: Horizontal distance axis grid lines are 200m furlongs.

Disclaimer.

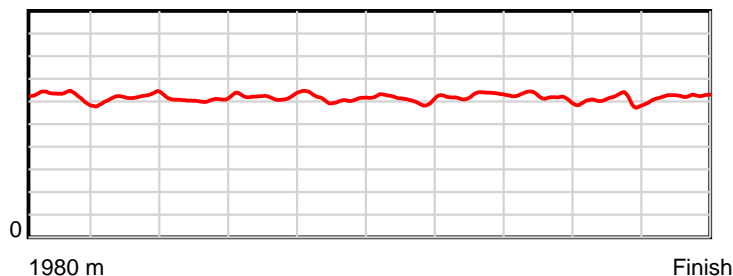
HRNZ and NZMTC and Thoroughbred Ratings Pty Ltd accepts no responsibility for the completeness or accuracy of any of the information contained herein, and makes no representations about its suitability for any particular purpose. Users should make their own judgements about those matters and/or seek independent advice. You assume all risks associated with use of the data provided on this page.

Race Results

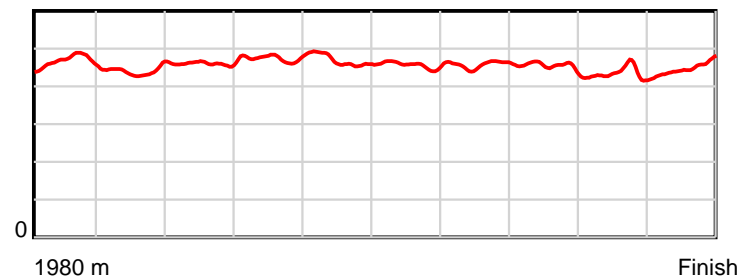
August 06, 2023, Race 8, KB ELECTRICS THANKS ALL STAFF FOR OUTSTANDING WORK MOB. PACE, Distance 1980m, Addington - Survey 1980m

Result	TAB no.	Horse (Barrier)	1980 to	1800m to	1600m to	1400m to	1200m to	1000m to	800m to	600m to	400m to	200m to	Total or	Margin
11th	9	Ford Rule (8)	1800m	1600m	1400m	1200m	1000m	800m	600m	400m	200m	WP	Average	
		Position in running (margin)	-	13(11.0)	13(11.0)	13(11.3)	13(9.7)	13(10.4)	12(10.2)	12(10.0)	11(9.2)	12(6.4)		5.80
		Sectional time (s)	13.60	14.39	14.85	15.22	15.51	15.26	14.57	14.72	14.13	14.58		
		Cumulative time (s)	146.83	133.23	118.84	103.99	88.77	73.26	58.00	43.43	28.71	14.58	2:26.83	
		Speed (m/s)	13.23	13.90	13.47	13.14	12.89	13.11	13.73	13.59	14.15	13.72	13.48	
		Stride length (m)	6.19	6.14	6.19	6.24	6.04	5.99	6.28	6.15	6.14	6.17	6.15	
		Stride duration (s)	0.469	0.442	0.460	0.475	0.469	0.457	0.457	0.453	0.434	0.450	0.456	
		Stride efficiency (%)	59.80	58.99	59.85	60.82	57.05	56.03	61.57	59.08	58.87	59.56	59.12	
		Stride count	29.10	32.55	32.32	32.06	33.10	33.40	31.86	32.53	32.58	32.40	321.90	

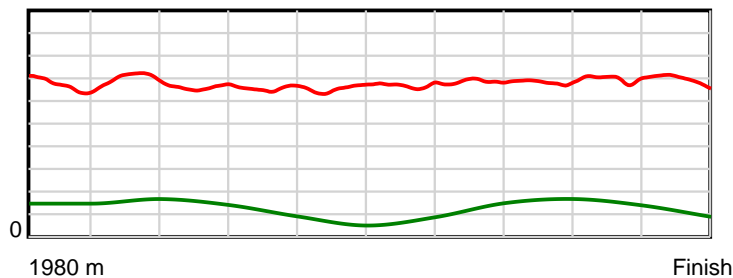
10 m Stride length



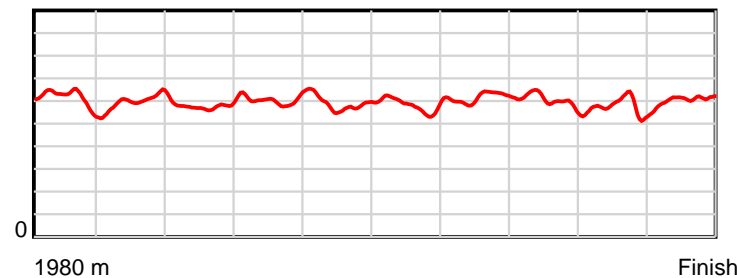
0.6 s Stride duration



20 m/sec Speed



100 % Stride efficiency



Note: Horizontal distance axis grid lines are 200m furlongs.

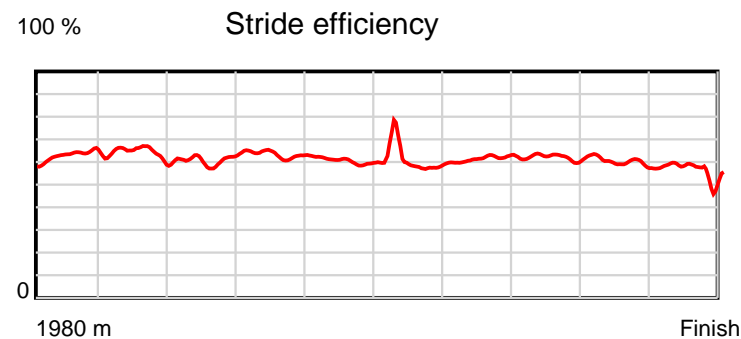
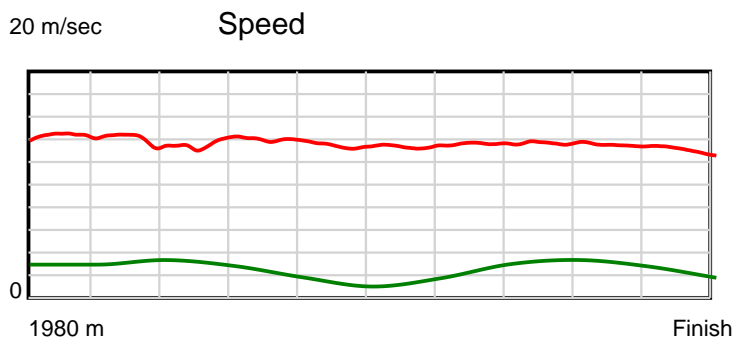
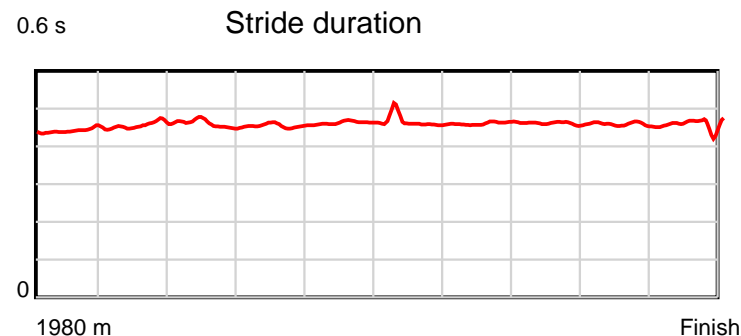
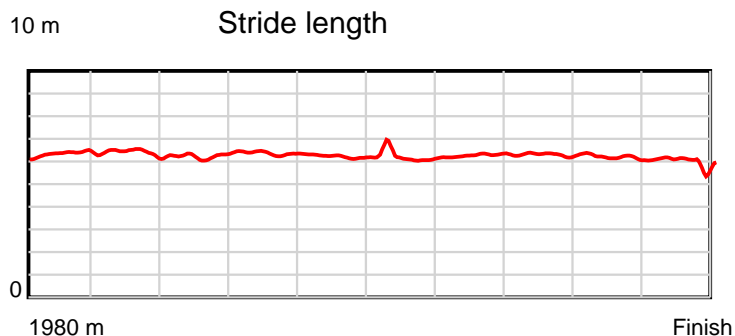
Disclaimer.

HRNZ and NZMTC and Thoroughbred Ratings Pty Ltd accepts no responsibility for the completeness or accuracy of any of the information contained herein, and makes no representations about its suitability for any particular purpose. Users should make their own judgements about those matters and/or seek independent advice. You assume all risks associated with use of the data provided on this page.

Race Results

August 06, 2023, Race 8, KB ELECTRICS THANKS ALL STAFF FOR OUTSTANDING WORK MOB. PACE, Distance 1980m, Addington - Survey 1980m

Result	TAB no.	Horse (Barrier)	1980 to	1800m to	1600m to	1400m to	1200m to	1000m to	800m to	600m to	400m to	200m to	Total or	Margin
12th	13	Maximilian (12)	1800m	1600m	1400m	1200m	1000m	800m	600m	400m	200m	WP	Average	
		Position in running (margin)	-	9(6.2)	9(7.9)	8(8.0)	2(1.4)	2(1.0)	3(1.7)	4(2.2)	4(2.4)	6(3.5)		7.70
		Sectional time (s)	13.07	14.69	14.81	14.39	15.31	15.43	14.67	14.90	14.78	15.14		
		Cumulative time (s)	147.19	134.12	119.43	104.62	90.23	74.92	59.49	44.82	29.92	15.14	2:27.19	
		Speed (m/s)	13.77	13.61	13.50	13.90	13.06	12.96	13.63	13.42	13.53	13.21	13.45	
		Stride length (m)	6.34	6.20	6.21	6.33	6.04	5.99	6.28	6.19	6.20	6.06	6.18	
		Stride duration (s)	0.443	0.455	0.460	0.455	0.462	0.463	0.461	0.461	0.458	0.458	0.459	
		Stride efficiency (%)	62.88	60.05	60.20	62.56	57.00	56.16	61.71	59.82	59.97	57.35	59.68	
		Stride count	28.38	32.26	32.22	31.61	33.11	33.36	31.83	32.33	32.28	33.01	320.39	



Note: Horizontal distance axis grid lines are 200m furlongs.

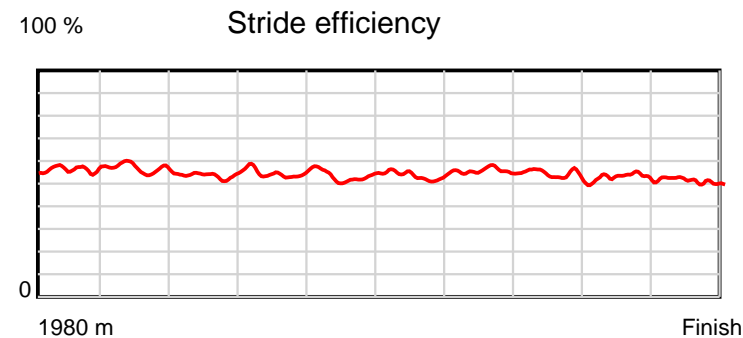
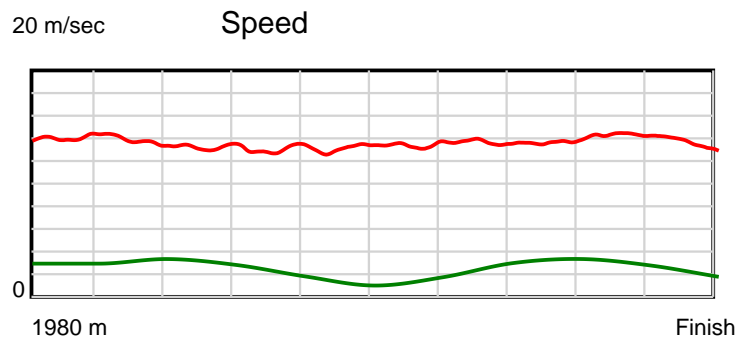
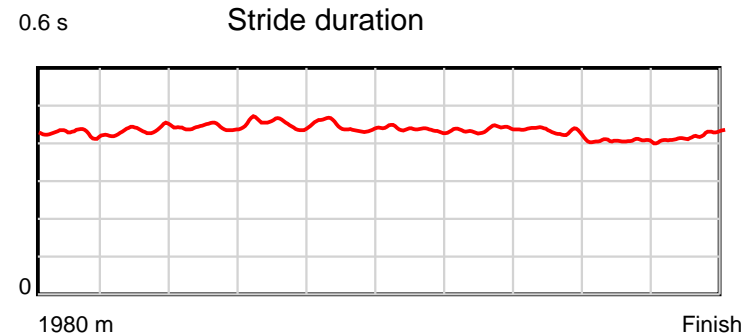
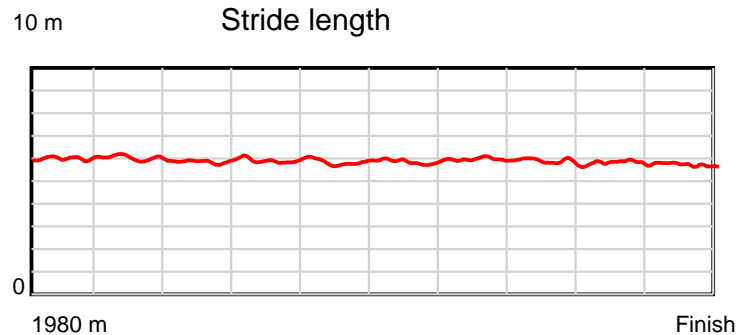
Disclaimer.

HRNZ and NZMTC and Thoroughbred Ratings Pty Ltd accepts no responsibility for the completeness or accuracy of any of the information contained herein, and makes no representations about its suitability for any particular purpose. Users should make their own judgements about those matters and/or seek independent advice. You assume all risks associated with use of the data provided on this page.

Race Results

August 06, 2023, Race 8, KB ELECTRICS THANKS ALL STAFF FOR OUTSTANDING WORK MOB. PACE, Distance 1980m, Addington - Survey 1980m

Result	TAB no.	Horse (Barrier)	1980 to	1800m to	1600m to	1400m to	1200m to	1000m to	800m to	600m to	400m to	200m to	Total or	Margin
13th	12	Ebury Street (11)	1800m	1600m	1400m	1200m	1000m	800m	600m	400m	200m	WP	Average	
		Position in running (margin)	-	11(7.8)	11(9.1)	11(10.0)	12(9.3)	12(10.2)	13(11.3)	13(11.8)	13(11.3)	13(7.6)		8.40
		Sectional time (s)	13.19	14.62	14.96	15.37	15.54	15.48	14.68	14.79	13.98	14.71		
		Cumulative time (s)	147.32	134.13	119.51	104.55	89.18	73.64	58.16	43.48	28.69	14.71	2:27.32	
		Speed (m/s)	13.64	13.68	13.37	13.01	12.87	12.92	13.62	13.52	14.31	13.60	13.44	
		Stride length (m)	6.02	5.95	5.92	5.90	5.73	5.65	5.95	5.80	5.82	5.72	5.84	
		Stride duration (s)	0.427	0.435	0.442	0.453	0.445	0.437	0.437	0.429	0.407	0.421	0.435	
		Stride efficiency (%)	56.68	55.36	54.71	54.31	51.33	49.89	55.31	52.60	52.87	51.15	53.32	
		Stride count	29.89	33.60	33.80	33.93	34.90	35.40	33.62	34.47	34.38	34.96	338.95	



Note: Horizontal distance axis grid lines are 200m furlongs.

Disclaimer.

HRNZ and NZMTC and Thoroughbred Ratings Pty Ltd accepts no responsibility for the completeness or accuracy of any of the information contained herein, and makes no representations about its suitability for any particular purpose. Users should make their own judgements about those matters and/or seek independent advice. You assume all risks associated with use of the data provided on this page.