



Race Results

NZ Metropolitan Trotting Club Inc, HRNZ, September 01, 2023

Compilation date: September 1, 2023, 8:24:17 PM (NZST)

Copyright © 2023 HRNZ and NZMTC. All rights reserved.

Trademarks.

StrideMASTER is a registered trademark of Thoroughbred Ratings Pty Ltd.

Disclaimer.

HRNZ and NZMTC and Thoroughbred Ratings Pty Ltd accepts no responsibility for the completeness or accuracy of any of the information contained herein, and makes no representations about its suitability for any particular purpose. Users should make their own judgements about those matters and/or seek independent advice. You assume all risks associated with use of the data provided on this page.



Race Results



September 01, 2023, Race 7, , Distance 2600m, Addington - Survey 3200m

Result	TAB no.	Horse (Barrier)	2600 to	2400m to
1st	4	Mo'unga (7)	2400m	2200m
		Position in running (margin)	-	1(0.0)
		Sectional time (s)	15.86	15.21
		Cumulative time (s)	194.04	178.18
		Speed (m/s)	12.61	13.15
		Stride length (m)	5.50	5.86
		Stride duration (s)	0.436	0.445
		Stride efficiency (%)	47.28	53.60
		Stride count	36.36	34.15

Disclaimer.

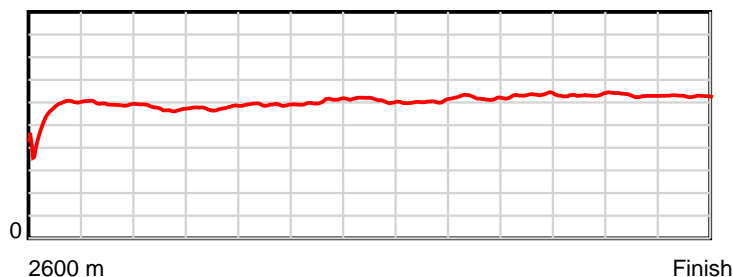
HRNZ and NZMTC and Thoroughbred Ratings Pty Ltd accepts no responsibility for the completeness or accuracy of any of the information contained herein, and makes no representations about its suitability for any particular purpose. Users should make their own judgements about those matters and/or seek independent advice. You assume all risks associated with use of the data provided on this page.

Race Results

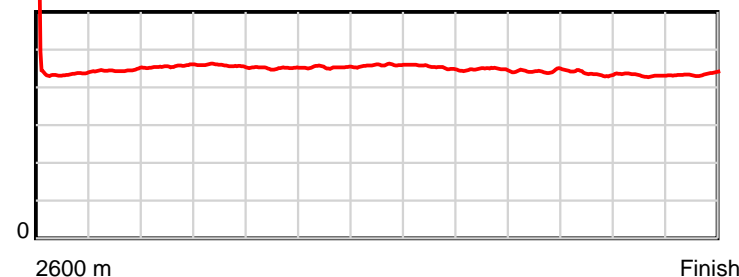
September 01, 2023, Race 7, , Distance 2600m, Addington - Survey 3200m

Result	TAB no.	Horse (Barrier)	2200m to	2000m to	1800m to	1600m to	1400m to	1200m to	1000m to	800m to	600m to	400m to	200m to	Total or	Margin
1st	4	Mo'unga (7)	2000m	1800m	1600m	1400m	1200m	1000m	800m	600m	400m	200m	WP	Average	
		Position in running (margin)	1(0.0)	1(0.0)	1(0.0)	1(0.0)	1(0.0)	1(0.0)	1(0.0)	1(0.0)	1(0.0)	1(0.0)	1(0.0)		0.00
		Sectional time (s)	15.83	15.81	15.45	15.15	15.18	15.22	14.52	14.00	13.95	13.97	13.89		
		Cumulative time (s)	162.97	147.14	131.33	115.88	100.73	85.55	70.33	55.81	41.81	27.86	13.89	3:14.04	
		Speed (m/s)	12.63	12.65	12.94	13.20	13.18	13.14	13.77	14.29	14.34	14.32	14.40	13.40	
		Stride length (m)	5.76	5.79	5.84	5.98	6.04	5.96	6.16	6.33	6.26	6.18	6.27	5.99	
		Stride duration (s)	0.456	0.458	0.452	0.453	0.459	0.454	0.447	0.443	0.437	0.432	0.436	0.447	
		Stride efficiency (%)	51.88	52.35	53.39	55.93	57.01	55.55	59.30	62.69	61.21	59.76	61.43	56.00	
		Stride count	34.71	34.56	34.22	33.43	33.11	33.54	32.47	31.58	31.96	32.34	31.90	434.33	

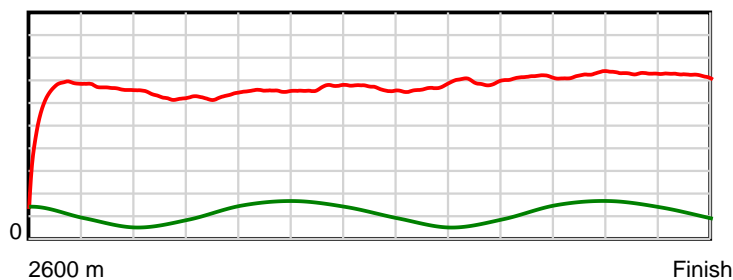
10 m Stride length



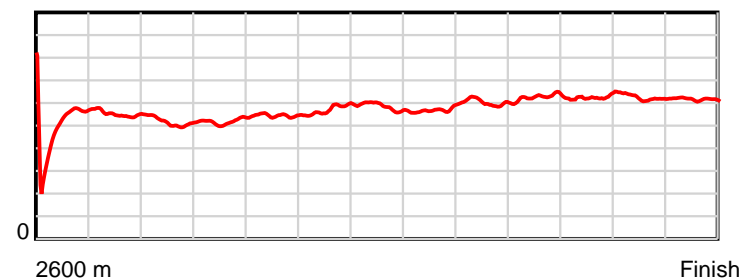
0.6 s Stride duration



20 m/sec Speed



100 % Stride efficiency



Note: Horizontal distance axis grid lines are 200m furlongs.

Disclaimer.

HRNZ and NZMTC and Thoroughbred Ratings Pty Ltd accepts no responsibility for the completeness or accuracy of any of the information contained herein, and makes no representations about its suitability for any particular purpose. Users should make their own judgements about those matters and/or seek independent advice. You assume all risks associated with use of the data provided on this page.



Race Results



September 01, 2023, Race 7, , Distance 2600m, Addington - Survey 3200m

Result	TAB no.	Horse (Barrier)	2600 to	2400m to
2nd	9	Bach (6)	2400m	2200m
		Position in running (margin)	-	6(13.3)
		Sectional time (s)	17.94	15.32
		Cumulative time (s)	194.48	176.54
		Speed (m/s)	11.15	13.05
		Stride length (m)	5.91	5.84
		Stride duration (s)	0.437	0.447
		Stride efficiency (%)	54.58	53.26
		Stride count	33.84	34.26

Disclaimer.

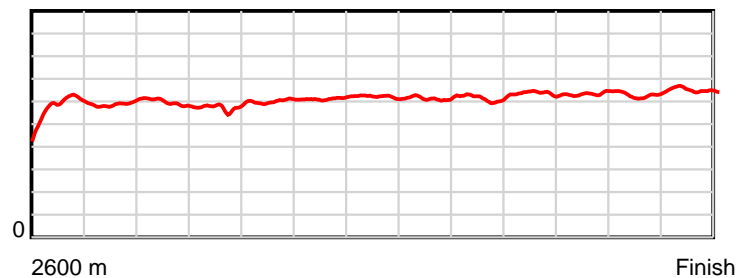
HRNZ and NZMTC and Thoroughbred Ratings Pty Ltd accepts no responsibility for the completeness or accuracy of any of the information contained herein, and makes no representations about its suitability for any particular purpose. Users should make their own judgements about those matters and/or seek independent advice. You assume all risks associated with use of the data provided on this page.

Race Results

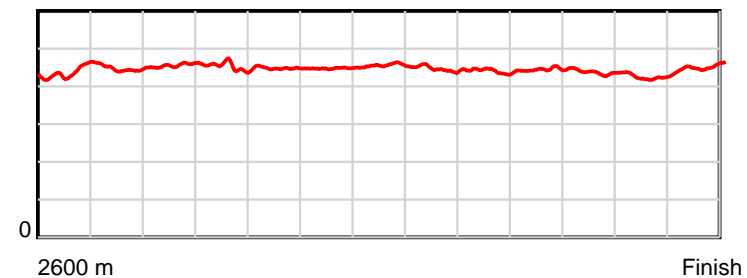
September 01, 2023, Race 7, , Distance 2600m, Addington - Survey 3200m

Result	TAB no.	Horse (Barrier)	2200m to	2000m to	1800m to	1600m to	1400m to	1200m to	1000m to	800m to	600m to	400m to	200m to	Total or	Margin
2nd	9	Bach (6)	2000m	1800m	1600m	1400m	1200m	1000m	800m	600m	400m	200m	WP	Average	
		Position in running (margin)	6(14.0)	6(10.0)	6(9.8)	6(8.5)	5(8.5)	4(5.2)	4(3.0)	4(2.3)	4(2.2)	3(2.8)	2(2.6)		2.60
		Sectional time (s)	15.17	15.78	15.24	15.15	14.62	14.85	14.41	13.99	14.03	13.95	14.03		
		Cumulative time (s)	161.22	146.05	130.27	115.03	99.88	85.26	70.41	56.00	42.01	27.98	14.03	3:14.48	
		Speed (m/s)	13.18	12.67	13.12	13.20	13.68	13.47	13.88	14.30	14.26	14.34	14.26	13.37	
		Stride length (m)	6.01	5.74	5.89	5.91	6.23	6.01	6.11	6.36	6.23	6.10	6.45	6.05	
		Stride duration (s)	0.456	0.453	0.448	0.448	0.456	0.446	0.440	0.445	0.437	0.425	0.453	0.453	
		Stride efficiency (%)	56.38	51.55	54.14	54.56	60.65	56.40	58.37	63.23	60.65	58.15	65.11	57.27	
		Stride count	33.30	34.82	33.98	33.85	32.10	33.29	32.73	31.44	32.10	32.79	30.99	429.49	

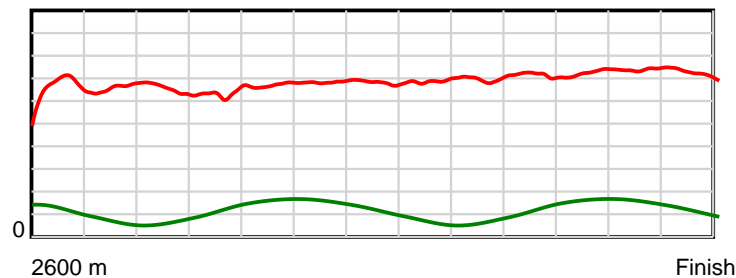
10 m Stride length



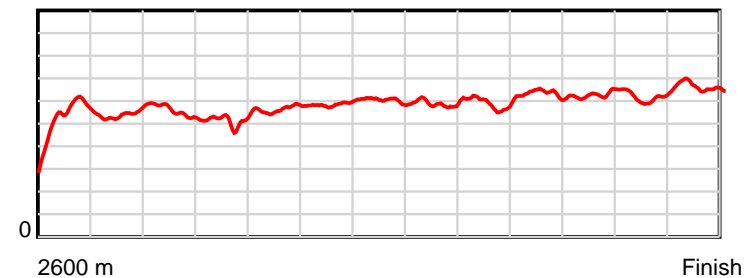
0.6 s Stride duration



20 m/sec Speed



100 % Stride efficiency



Note: Horizontal distance axis grid lines are 200m furlongs.

Disclaimer.

HRNZ and NZMTC and Thoroughbred Ratings Pty Ltd accepts no responsibility for the completeness or accuracy of any of the information contained herein, and makes no representations about its suitability for any particular purpose. Users should make their own judgements about those matters and/or seek independent advice. You assume all risks associated with use of the data provided on this page.



Race Results



September 01, 2023, Race 7, , Distance 2600m, Addington - Survey 3200m

Result	TAB no.	Horse (Barrier)	2600 to	2400m to
3rd	10	The Falcon (0)	2400m	2200m
		Position in running (margin)	-	7(14.8)
		Sectional time (s)	18.26	15.48
		Cumulative time (s)	194.67	176.41
		Speed (m/s)	10.95	12.92
		Stride length (m)	6.04	6.09
		Stride duration (s)	0.456	0.471
		Stride efficiency (%)	56.95	57.96
		Stride count	33.13	32.84

Disclaimer.

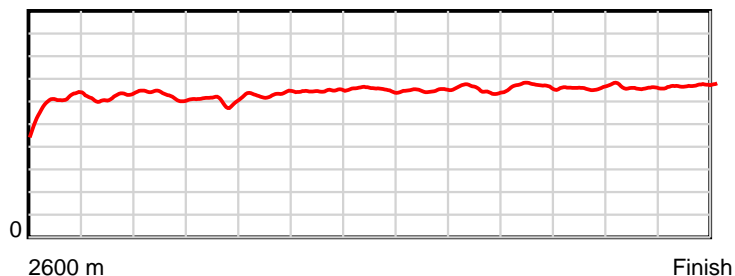
HRNZ and NZMTC and Thoroughbred Ratings Pty Ltd accepts no responsibility for the completeness or accuracy of any of the information contained herein, and makes no representations about its suitability for any particular purpose. Users should make their own judgements about those matters and/or seek independent advice. You assume all risks associated with use of the data provided on this page.

Race Results

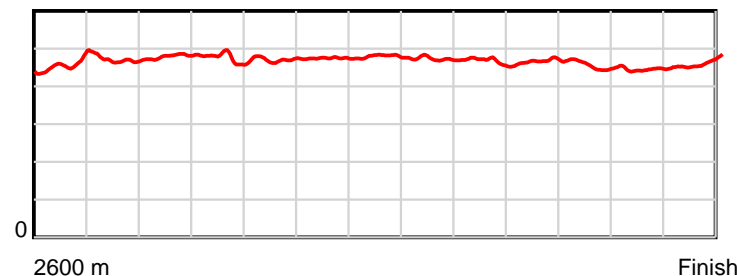
September 01, 2023, Race 7, , Distance 2600m, Addington - Survey 3200m

Result	TAB no.	Horse (Barrier)	2200m to	2000m to	1800m to	1600m to	1400m to	1200m to	1000m to	800m to	600m to	400m to	200m to	Total or	Margin
3rd	10	The Falcon (0)	2000m	1800m	1600m	1400m	1200m	1000m	800m	600m	400m	200m	WP	Average	
		Position in running (margin)	7(16.4)	7(12.6)	7(12.3)	7(10.7)	7(10.2)	6(7.0)	6(4.8)	6(4.4)	6(4.4)	6(4.6)	5(5.2)		3.70
		Sectional time (s)	15.19	15.77	15.18	15.08	14.64	14.85	14.44	14.00	14.00	14.06	13.72		
		Cumulative time (s)	160.93	145.74	129.97	114.79	99.71	85.07	70.22	55.78	41.78	27.78	13.72	3:14.67	
		Speed (m/s)	13.17	12.68	13.18	13.26	13.66	13.47	13.85	14.29	14.29	14.22	14.58	13.36	
		Stride length (m)	6.31	6.04	6.21	6.29	6.56	6.37	6.46	6.67	6.50	6.32	6.76	6.35	
		Stride duration (s)	0.479	0.476	0.471	0.474	0.480	0.473	0.466	0.467	0.455	0.445	0.463	0.475	
		Stride efficiency (%)	62.26	57.01	60.21	61.81	67.17	63.32	65.16	69.54	66.08	62.50	71.34	62.95	
		Stride count	31.69	33.11	32.22	31.80	30.51	31.42	30.97	29.98	30.76	31.62	29.60	409.65	

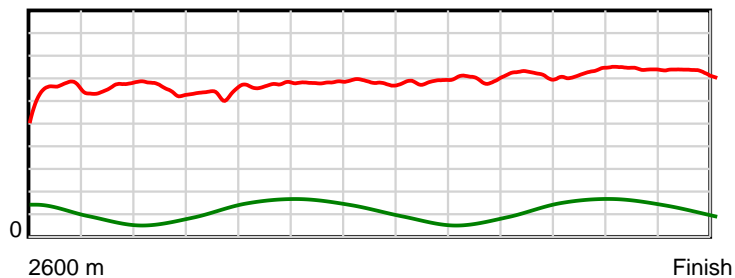
10 m Stride length



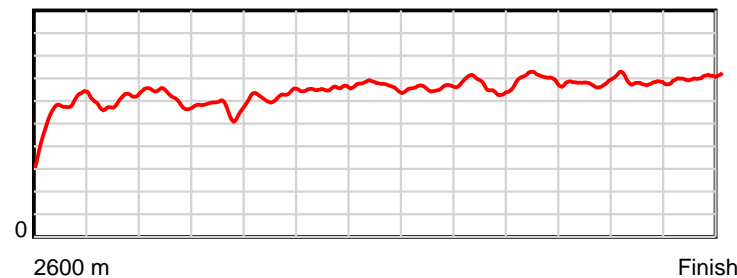
0.6 s Stride duration



20 m/sec Speed



100 % Stride efficiency



Note: Horizontal distance axis grid lines are 200m furlongs.

Disclaimer.

HRNZ and NZMTC and Thoroughbred Ratings Pty Ltd accepts no responsibility for the completeness or accuracy of any of the information contained herein, and makes no representations about its suitability for any particular purpose. Users should make their own judgements about those matters and/or seek independent advice. You assume all risks associated with use of the data provided on this page.



Race Results



September 01, 2023, Race 7, , Distance 2600m, Addington - Survey 3200m

Result	TAB no.	Horse (Barrier)	2600 to	2400m to
4th	5	Deceptive Lee (2)	2400m	2200m
		Position in running (margin)	-	4(10.4)
		Sectional time (s)	17.42	15.03
		Cumulative time (s)	194.93	177.51
		Speed (m/s)	11.48	13.31
		Stride length (m)	5.73	6.06
		Stride duration (s)	0.442	0.455
		Stride efficiency (%)	51.25	57.29
		Stride count	34.92	33.03

Disclaimer.

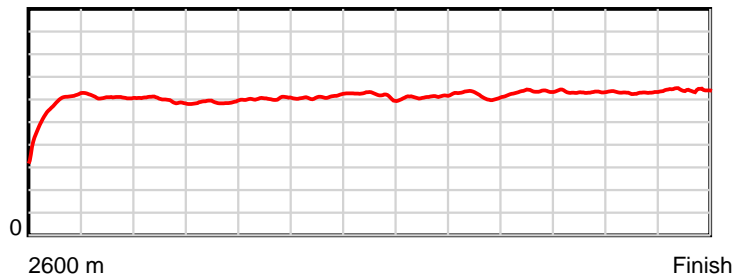
HRNZ and NZMTC and Thoroughbred Ratings Pty Ltd accepts no responsibility for the completeness or accuracy of any of the information contained herein, and makes no representations about its suitability for any particular purpose. Users should make their own judgements about those matters and/or seek independent advice. You assume all risks associated with use of the data provided on this page.

Race Results

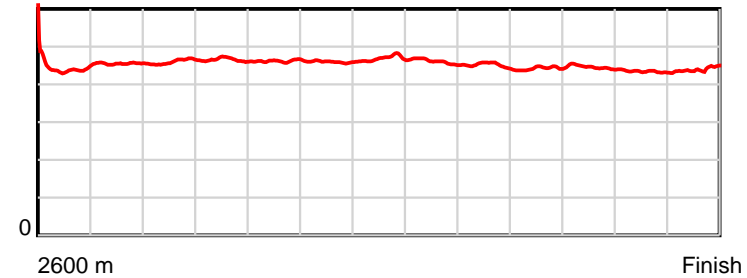
September 01, 2023, Race 7, , Distance 2600m, Addington - Survey 3200m

Result	TAB no.	Horse (Barrier)	2200m to	2000m to	1800m to	1600m to	1400m to	1200m to	1000m to	800m to	600m to	400m to	200m to	Total or	Margin
4th	5	Deceptive Lee (2)	2000m	1800m	1600m	1400m	1200m	1000m	800m	600m	400m	200m	WP	Average	
		Position in running (margin)	4(9.3)	4(6.0)	4(6.2)	4(6.3)	4(6.7)	5(6.8)	7(5.9)	7(5.1)	7(4.8)	7(6.2)	7(6.9)		5.20
		Sectional time (s)	15.27	15.84	15.48	15.22	15.20	15.06	14.40	13.95	14.18	14.09	13.79		
		Cumulative time (s)	162.48	147.21	131.37	115.89	100.67	85.47	70.41	56.01	42.06	27.88	13.79	3:14.93	
		Speed (m/s)	13.10	12.63	12.92	13.14	13.16	13.28	13.89	14.34	14.10	14.19	14.50	13.34	
		Stride length (m)	6.02	5.87	5.97	6.04	6.17	6.12	6.26	6.34	6.29	6.15	6.37	6.10	
		Stride duration (s)	0.460	0.465	0.462	0.460	0.469	0.461	0.451	0.442	0.446	0.434	0.440	0.457	
		Stride efficiency (%)	56.70	53.93	55.63	57.02	59.46	58.45	61.32	62.80	61.76	59.18	63.49	58.18	
		Stride count	33.20	34.05	33.52	33.11	32.42	32.70	31.93	31.55	31.81	32.50	31.38	426.12	

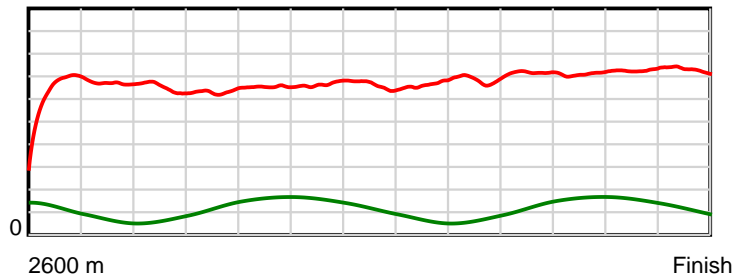
10 m Stride length



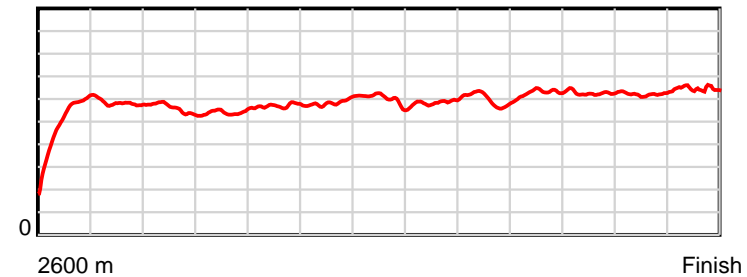
0.6 s Stride duration



20 m/sec Speed



100 % Stride efficiency



Note: Horizontal distance axis grid lines are 200m furlongs.

Disclaimer.

HRNZ and NZMTC and Thoroughbred Ratings Pty Ltd accepts no responsibility for the completeness or accuracy of any of the information contained herein, and makes no representations about its suitability for any particular purpose. Users should make their own judgements about those matters and/or seek independent advice. You assume all risks associated with use of the data provided on this page.



Race Results



September 01, 2023, Race 7, , Distance 2600m, Addington - Survey 3200m

Result	TAB no.	Horse (Barrier)	2600 to	2400m to
5th	7	Alta Meteor (3)	2400m	2200m
		Position in running (margin)	-	8(17.0)
		Sectional time (s)	18.44	15.61
		Cumulative time (s)	195.08	176.64
		Speed (m/s)	10.85	12.81
		Stride length (m)	5.99	5.98
		Stride duration (s)	0.445	0.467
		Stride efficiency (%)	56.09	55.93
		Stride count	33.38	33.43

Disclaimer.

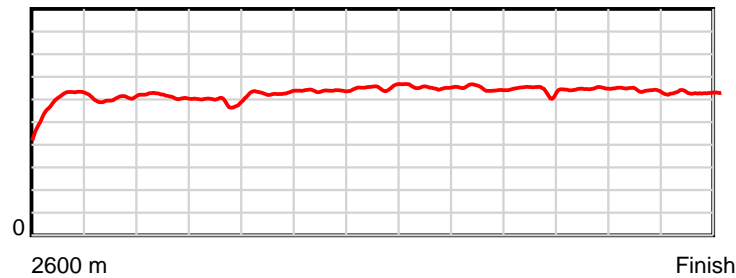
HRNZ and NZMTC and Thoroughbred Ratings Pty Ltd accepts no responsibility for the completeness or accuracy of any of the information contained herein, and makes no representations about its suitability for any particular purpose. Users should make their own judgements about those matters and/or seek independent advice. You assume all risks associated with use of the data provided on this page.

Race Results

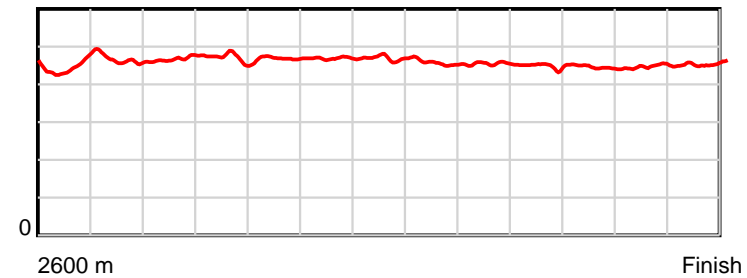
September 01, 2023, Race 7, , Distance 2600m, Addington - Survey 3200m

Result	TAB no.	Horse (Barrier)	2200m to	2000m to	1800m to	1600m to	1400m to	1200m to	1000m to	800m to	600m to	400m to	200m to	Total or	Margin
5th	7	Alta Meteor (3)	2000m	1800m	1600m	1400m	1200m	1000m	800m	600m	400m	200m	WP	Average	
		Position in running (margin)	8(19.4)	8(14.8)	8(14.8)	8(13.0)	8(12.8)	7(7.5)	3(2.6)	2(0.5)	2(0.4)	2(1.4)	3(4.0)		6.10
		Sectional time (s)	15.06	15.83	15.14	15.12	14.29	14.40	14.17	13.97	14.12	14.40	14.53		
		Cumulative time (s)	161.03	145.97	130.14	115.00	99.88	85.59	71.19	57.02	43.05	28.93	14.53	3:15.08	
		Speed (m/s)	13.28	12.63	13.21	13.23	14.00	13.89	14.11	14.32	14.16	13.89	13.76	13.33	
		Stride length (m)	6.20	5.96	6.19	6.20	6.57	6.34	6.41	6.42	6.30	6.22	6.25	6.23	
		Stride duration (s)	0.467	0.472	0.468	0.469	0.469	0.457	0.455	0.449	0.445	0.448	0.454	0.467	
		Stride efficiency (%)	60.03	55.49	59.79	60.03	67.44	62.82	64.30	64.48	62.11	60.47	61.12	60.64	
		Stride count	32.27	33.56	32.33	32.27	30.44	31.54	31.18	31.13	31.72	32.15	31.98	417.38	

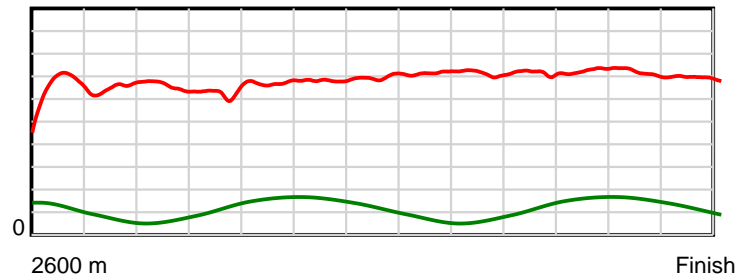
10 m Stride length



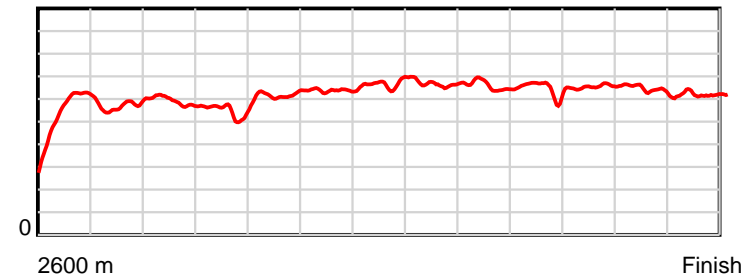
0.6 s Stride duration



20 m/sec Speed



100 % Stride efficiency



Note: Horizontal distance axis grid lines are 200m furlongs.

Disclaimer.

HRNZ and NZMTC and Thoroughbred Ratings Pty Ltd accepts no responsibility for the completeness or accuracy of any of the information contained herein, and makes no representations about its suitability for any particular purpose. Users should make their own judgements about those matters and/or seek independent advice. You assume all risks associated with use of the data provided on this page.



Race Results



September 01, 2023, Race 7, , Distance 2600m, Addington - Survey 3200m

Result	TAB no.	Horse (Barrier)	2600 to	2400m to
6th	2	Just Holla (4)	2400m	2200m
		Position in running (margin)	-	2(4.2)
		Sectional time (s)	16.51	14.96
		Cumulative time (s)	195.19	178.68
		Speed (m/s)	12.11	13.37
		Stride length (m)	5.52	5.98
		Stride duration (s)	0.442	0.447
		Stride efficiency (%)	47.63	55.89
		Stride count	36.22	33.44

Disclaimer.

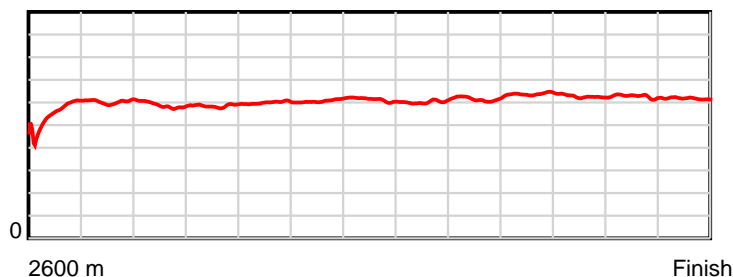
HRNZ and NZMTC and Thoroughbred Ratings Pty Ltd accepts no responsibility for the completeness or accuracy of any of the information contained herein, and makes no representations about its suitability for any particular purpose. Users should make their own judgements about those matters and/or seek independent advice. You assume all risks associated with use of the data provided on this page.

Race Results

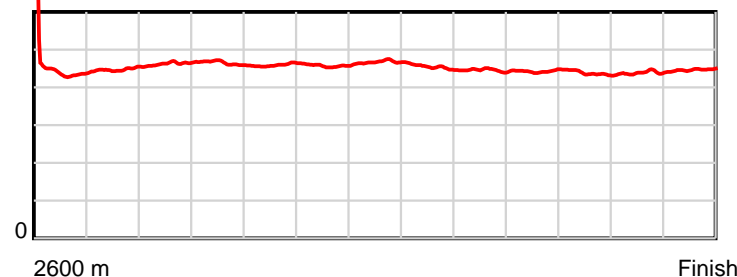
September 01, 2023, Race 7, , Distance 2600m, Addington - Survey 3200m

Result	TAB no.	Horse (Barrier)	2200m to	2000m to	1800m to	1600m to	1400m to	1200m to	1000m to	800m to	600m to	400m to	200m to	Total or	Margin
6th	2	Just Holla (4)	2000m	1800m	1600m	1400m	1200m	1000m	800m	600m	400m	200m	WP	Average	
		Position in running (margin)	2(2.7)	2(1.6)	2(1.8)	2(1.9)	2(2.5)	2(2.6)	2(1.8)	3(1.4)	3(1.2)	4(3.5)	4(4.5)		6.80
		Sectional time (s)	15.64	15.85	15.47	15.26	15.21	15.07	14.45	13.98	14.33	14.14	14.32		
		Cumulative time (s)	163.72	148.08	132.23	116.76	101.50	86.29	71.22	56.77	42.79	28.46	14.32	3:15.19	
		Speed (m/s)	12.79	12.62	12.93	13.11	13.15	13.27	13.84	14.31	13.96	14.14	13.97	13.32	
		Stride length (m)	5.92	5.87	5.94	6.00	6.14	6.02	6.16	6.34	6.10	6.21	6.25	6.03	
		Stride duration (s)	0.463	0.465	0.459	0.458	0.467	0.454	0.445	0.443	0.437	0.439	0.447	0.453	
		Stride efficiency (%)	54.68	53.80	55.09	56.23	59.00	56.68	59.37	62.79	58.24	60.22	60.96	56.77	
		Stride count	33.81	34.09	33.69	33.34	32.55	33.21	32.45	31.55	32.76	32.22	32.02	431.35	

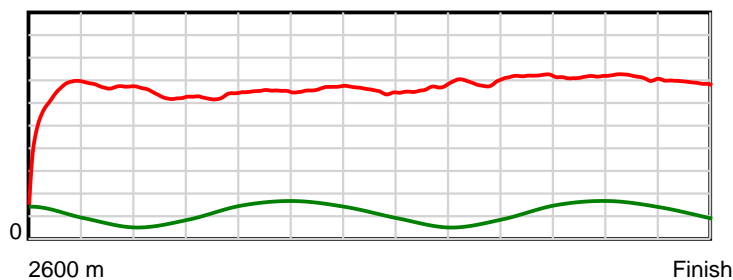
10 m Stride length



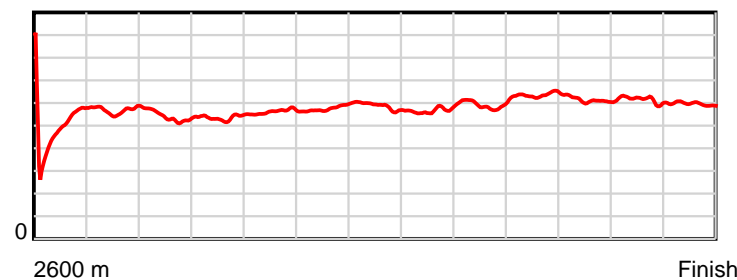
0.6 s Stride duration



20 m/sec Speed



100 % Stride efficiency



Note: Horizontal distance axis grid lines are 200m furlongs.

Disclaimer.

HRNZ and NZMTC and Thoroughbred Ratings Pty Ltd accepts no responsibility for the completeness or accuracy of any of the information contained herein, and makes no representations about its suitability for any particular purpose. Users should make their own judgements about those matters and/or seek independent advice. You assume all risks associated with use of the data provided on this page.



Race Results



September 01, 2023, Race 7, , Distance 2600m, Addington - Survey 3200m

Result	TAB no.	Horse (Barrier)	2600 to	2400m to
7th	1	Chris Kyle (1)	2400m	2200m
		Position in running (margin)	-	3(7.5)
		Sectional time (s)	16.99	14.83
		Cumulative time (s)	195.36	178.37
		Speed (m/s)	11.77	13.49
		Stride length (m)	5.67	6.90
		Stride duration (s)	0.473	0.511
		Stride efficiency (%)	50.28	74.30
		Stride count	35.26	29.00

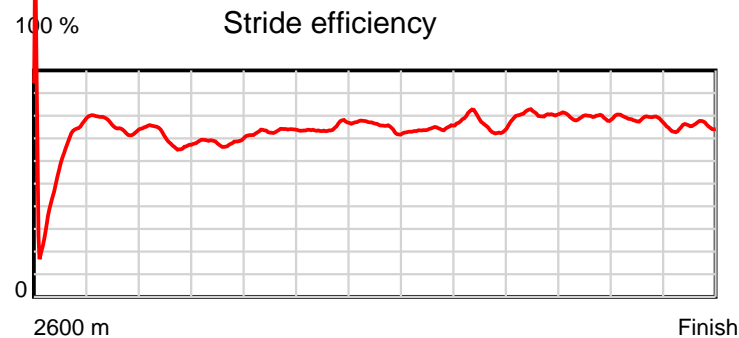
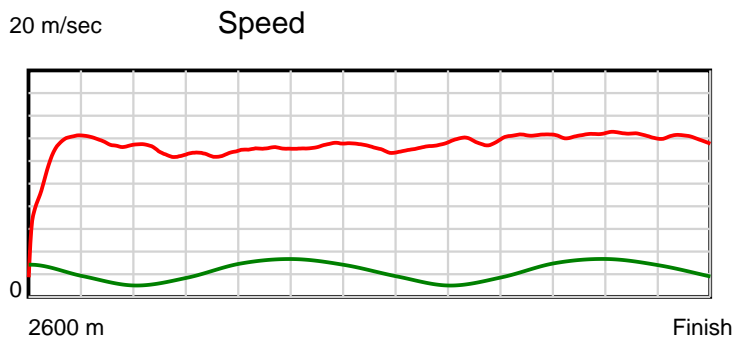
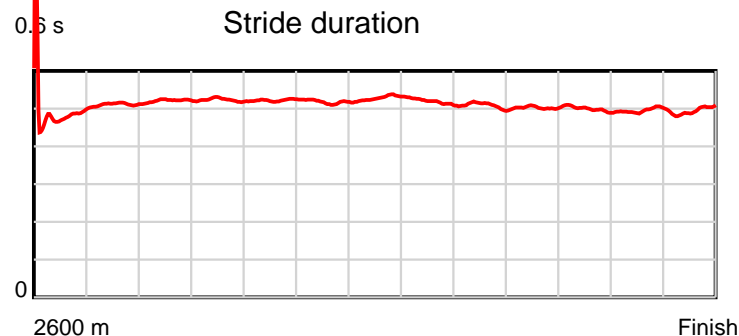
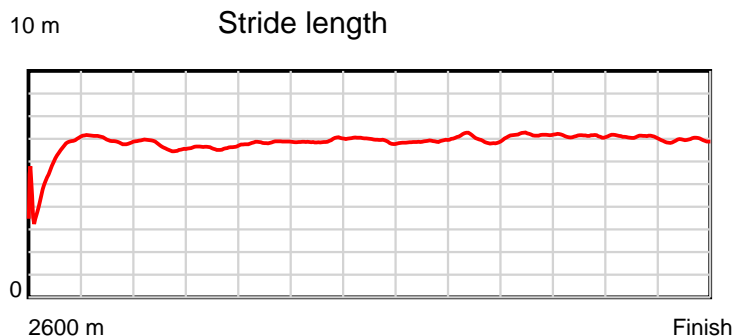
Disclaimer.

HRNZ and NZMTC and Thoroughbred Ratings Pty Ltd accepts no responsibility for the completeness or accuracy of any of the information contained herein, and makes no representations about its suitability for any particular purpose. Users should make their own judgements about those matters and/or seek independent advice. You assume all risks associated with use of the data provided on this page.

Race Results

September 01, 2023, Race 7, , Distance 2600m, Addington - Survey 3200m

Result	TAB no.	Horse (Barrier)	2200m to	2000m to	1800m to	1600m to	1400m to	1200m to	1000m to	800m to	600m to	400m to	200m to	Total or	Margin
7th	1	Chris Kyle (1)	2000m	1800m	1600m	1400m	1200m	1000m	800m	600m	400m	200m	WP	Average	
		Position in running (margin)	3(5.2)	3(3.4)	3(3.9)	3(3.8)	3(4.5)	3(4.6)	5(3.8)	5(2.9)	5(3.0)	5(3.9)	6(5.8)		7.80
		Sectional time (s)	15.53	15.89	15.43	15.27	15.20	15.10	14.36	14.02	14.10	14.29	14.35		
		Cumulative time (s)	163.54	148.01	132.12	116.69	101.42	86.22	71.12	56.76	42.74	28.64	14.35	3:15.36	
		Speed (m/s)	12.88	12.59	12.96	13.10	13.16	13.25	13.93	14.27	14.18	14.00	13.94	13.31	
		Stride length (m)	6.71	6.59	6.77	6.78	6.95	6.86	7.08	7.17	7.07	6.94	6.91	6.78	
		Stride duration (s)	0.521	0.523	0.522	0.518	0.528	0.518	0.508	0.503	0.499	0.496	0.496	0.509	
		Stride efficiency (%)	70.42	67.83	71.54	71.85	75.58	73.65	78.40	80.32	78.17	75.29	74.55	71.81	
		Stride count	29.79	30.36	29.56	29.49	28.76	29.13	28.24	27.90	28.28	28.81	28.96	383.54	



Note: Horizontal distance axis grid lines are 200m furlongs.

Disclaimer.

HRNZ and NZMTC and Thoroughbred Ratings Pty Ltd accepts no responsibility for the completeness or accuracy of any of the information contained herein, and makes no representations about its suitability for any particular purpose. Users should make their own judgements about those matters and/or seek independent advice. You assume all risks associated with use of the data provided on this page.



Race Results



September 01, 2023, Race 7, , Distance 2600m, Addington - Survey 3200m

Result	TAB no.	Horse (Barrier)	2600 to	2400m to
8th	6	Deny Everythin... (5)	2400m	2200m
		Position in running (margin)	-	5(11.0)
		Sectional time (s)	17.55	15.30
		Cumulative time (s)	196.17	178.62
		Speed (m/s)	11.40	13.07
		Stride length (m)	6.19	6.56
		Stride duration (s)	0.481	0.502
		Stride efficiency (%)	59.84	67.25
		Stride count	32.32	30.49

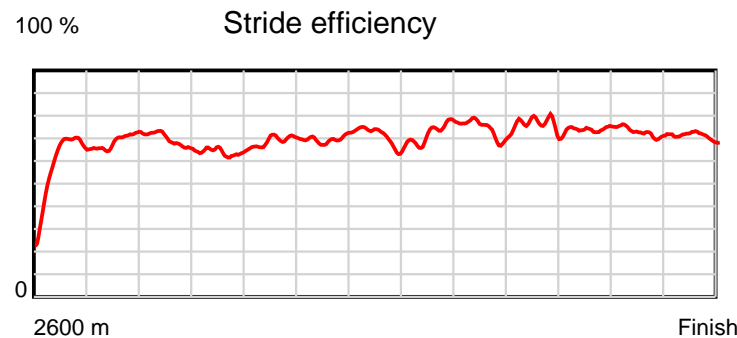
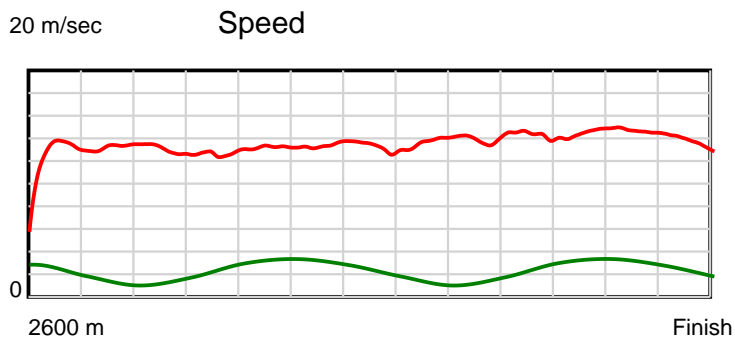
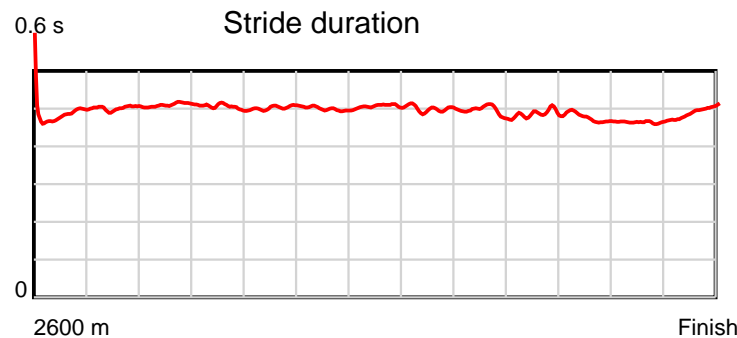
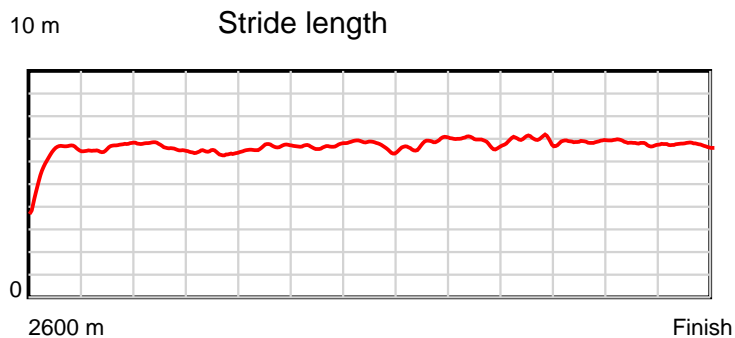
Disclaimer.

HRNZ and NZMTC and Thoroughbred Ratings Pty Ltd accepts no responsibility for the completeness or accuracy of any of the information contained herein, and makes no representations about its suitability for any particular purpose. Users should make their own judgements about those matters and/or seek independent advice. You assume all risks associated with use of the data provided on this page.

Race Results

September 01, 2023, Race 7, , Distance 2600m, Addington - Survey 3200m

Result	TAB no.	Horse (Barrier)	2200m to	2000m to	1800m to	1600m to	1400m to	1200m to	1000m to	800m to	600m to	400m to	200m to	Total or	Margin
8th	6	Deny Everythin... (5)	2000m	1800m	1600m	1400m	1200m	1000m	800m	600m	400m	200m	WP	Average	
		Position in running (margin)	5(11.6)	5(8.1)	5(8.2)	5(7.7)	6(8.6)	8(8.3)	8(6.8)	8(6.0)	8(5.9)	8(6.4)	8(7.9)		12.50
		Sectional time (s)	15.24	15.84	15.36	15.31	15.12	14.97	14.40	13.98	14.02	14.24	14.84		
		Cumulative time (s)	163.32	148.08	132.24	116.88	101.57	86.45	71.48	57.08	43.10	29.08	14.84	3:16.17	
		Speed (m/s)	13.12	12.63	13.02	13.06	13.23	13.36	13.89	14.31	14.27	14.04	13.48	13.25	
		Stride length (m)	6.69	6.38	6.54	6.52	6.70	6.68	6.85	6.97	6.78	6.53	6.67	6.61	
		Stride duration (s)	0.510	0.505	0.502	0.499	0.507	0.500	0.493	0.487	0.475	0.465	0.495	0.499	
		Stride efficiency (%)	70.00	63.61	66.78	66.51	70.14	69.65	73.26	75.86	71.86	66.56	69.57	68.36	
		Stride count	29.88	31.35	30.59	30.66	29.85	29.96	29.21	28.70	29.49	30.64	29.97	393.11	



Note: Horizontal distance axis grid lines are 200m furlongs.

Disclaimer.

HRNZ and NZMTC and Thoroughbred Ratings Pty Ltd accepts no responsibility for the completeness or accuracy of any of the information contained herein, and makes no representations about its suitability for any particular purpose. Users should make their own judgements about those matters and/or seek independent advice. You assume all risks associated with use of the data provided on this page.