



Race Results

NZ Metropolitan Trotting Club Inc, HRNZ, September 01, 2023

Compilation date: September 1, 2023, 9:24:12 PM (NZST)

Copyright © 2023 HRNZ and NZMTC. All rights reserved.

Trademarks.

StrideMASTER is a registered trademark of Thoroughbred Ratings Pty Ltd.

Disclaimer.

HRNZ and NZMTC and Thoroughbred Ratings Pty Ltd accepts no responsibility for the completeness or accuracy of any of the information contained herein, and makes no representations about its suitability for any particular purpose. Users should make their own judgements about those matters and/or seek independent advice. You assume all risks associated with use of the data provided on this page.



Race Results



September 01, 2023, Race 9, CANTERBURY RESOURCE RECOVERY LTD HCP TROT, Distance 2600m, Addington - Survey 3200m

Result	TAB no.	Horse (Barrier)	2600 to	2400m to
1st	4	Tu Tangata (11)	2400m	2200m
		Position in running (margin)	-	5(9.7)
		Sectional time (s)	18.13	15.97
		Cumulative time (s)	200.96	182.83
		Speed (m/s)	11.03	12.52
		Stride length (m)	37.41	6.49
		Stride duration (s)	3.272	0.519
		Stride efficiency (%)	2187.32	65.90
		Stride count	5.35	30.80

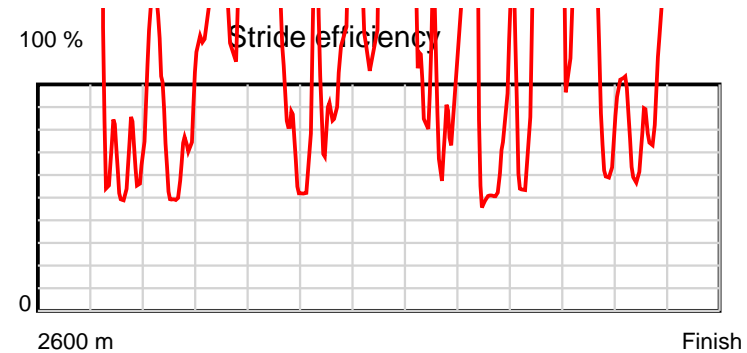
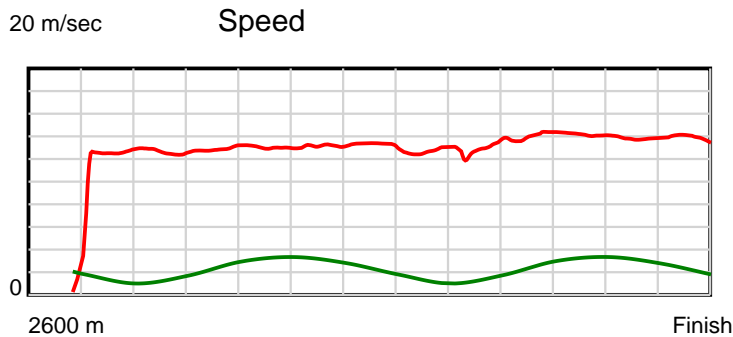
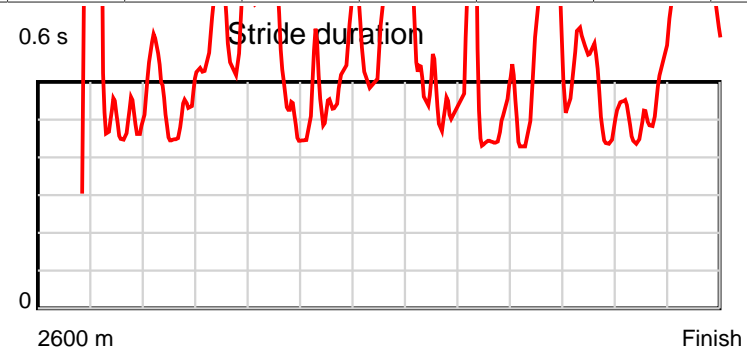
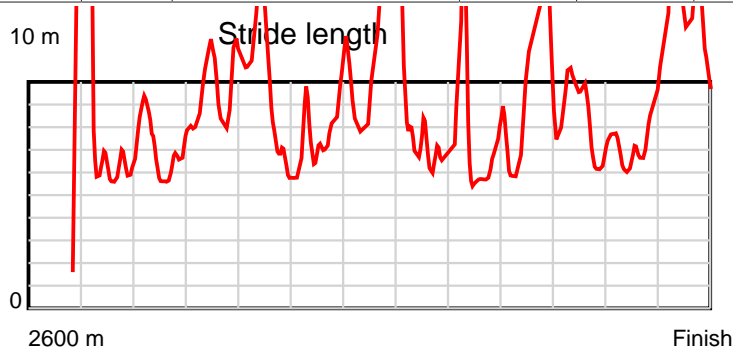
Disclaimer.

HRNZ and NZMTC and Thoroughbred Ratings Pty Ltd accepts no responsibility for the completeness or accuracy of any of the information contained herein, and makes no representations about its suitability for any particular purpose. Users should make their own judgements about those matters and/or seek independent advice. You assume all risks associated with use of the data provided on this page.

Race Results

September 01, 2023, Race 9, CANTERBURY RESOURCE RECOVERY LTD HCP TROT, Distance 2600m, Addington - Survey 3200m

Result	TAB no.	Horse (Barrier)	2200m to	2000m to	1800m to	1600m to	1400m to	1200m to	1000m to	800m to	600m to	400m to	200m to	Total or	Margin
1st	4	Tu Tangata (11)	2000m	1800m	1600m	1400m	1200m	1000m	800m	600m	400m	200m	WP	Average	
		Position in running (margin)	6(14.5)	6(14.6)	7(12.9)	6(7.9)	6(10.1)	6(8.7)	6(8.4)	8(9.0)	8(3.5)	6(3.0)	5(2.2)		0.00
		Sectional time (s)	15.86	15.49	15.56	15.29	15.21	15.86	15.78	14.12	14.39	14.65	14.65		
		Cumulative time (s)	166.86	151.00	135.51	119.95	104.66	89.45	73.59	57.81	43.69	29.30	14.65	3:20.96	
		Speed (m/s)	12.61	12.91	12.85	13.08	13.15	12.61	12.67	14.16	13.90	13.65	13.65	12.94	
		Stride length (m)	6.45	8.61	6.93	7.28	11.38	6.16	6.17	8.22	7.23	6.81	8.68	7.79	
		Stride duration (s)	0.511	0.667	0.539	0.556	0.865	0.489	0.487	0.581	0.520	0.499	0.636	0.602	
		Stride efficiency (%)	64.91	115.76	75.00	82.74	202.46	59.34	59.40	105.68	81.67	72.56	117.71	94.91	
		Stride count	31.03	23.24	28.87	27.48	17.57	32.46	32.44	24.32	27.67	29.35	23.04	333.62	



Note: Horizontal distance axis grid lines are 200m furlongs.

Disclaimer.

HRNZ and NZMTC and Thoroughbred Ratings Pty Ltd accepts no responsibility for the completeness or accuracy of any of the information contained herein, and makes no representations about its suitability for any particular purpose. Users should make their own judgements about those matters and/or seek independent advice. You assume all risks associated with use of the data provided on this page.



Race Results



September 01, 2023, Race 9, CANTERBURY RESOURCE RECOVERY LTD HCP TROT, Distance 2600m, Addington - Survey 3200m

Result	TAB no.	Horse (Barrier)	2600 to	2400m to
2nd	9	Unico Vacanza (0)	2400m	2200m
		Position in running (margin)	-	7(12.2)
		Sectional time (s)	18.77	16.13
		Cumulative time (s)	201.13	182.36
		Speed (m/s)	10.65	12.40
		Stride length (m)	5.59	5.72
		Stride duration (s)	0.458	0.461
		Stride efficiency (%)	48.79	51.14
		Stride count	35.79	34.96

Disclaimer.

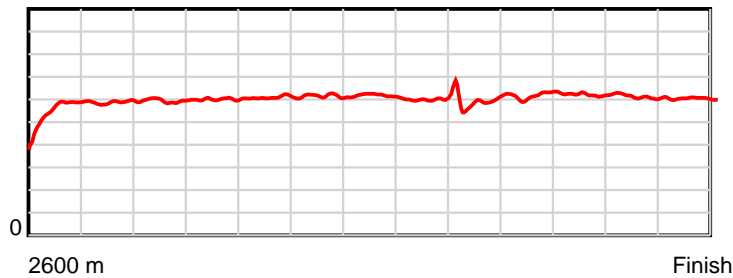
HRNZ and NZMTC and Thoroughbred Ratings Pty Ltd accepts no responsibility for the completeness or accuracy of any of the information contained herein, and makes no representations about its suitability for any particular purpose. Users should make their own judgements about those matters and/or seek independent advice. You assume all risks associated with use of the data provided on this page.

Race Results

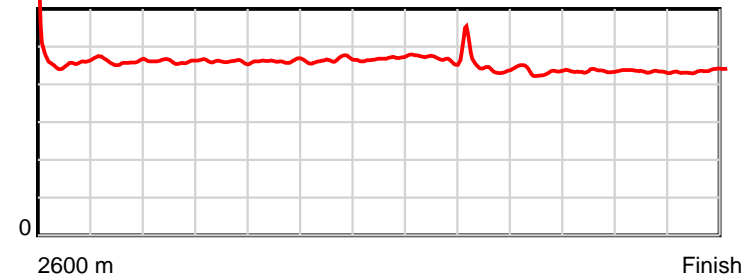
September 01, 2023, Race 9, CANTERBURY RESOURCE RECOVERY LTD HCP TROT, Distance 2600m, Addington - Survey 3200m

Result	TAB no.	Horse (Barrier)	2200m to	2000m to	1800m to	1600m to	1400m to	1200m to	1000m to	800m to	600m to	400m to	200m to	Total or	Margin
2nd	9	Unico Vacanza (0)	2000m	1800m	1600m	1400m	1200m	1000m	800m	600m	400m	200m	WP	Average	
		Position in running (margin)	7(18.0)	7(17.1)	8(14.7)	8(9.4)	7(12.3)	7(10.6)	7(10.3)	7(8.9)	7(3.4)	7(3.1)	6(2.5)		1.00
		Sectional time (s)	15.69	15.38	15.51	15.41	15.16	15.84	15.45	14.12	14.44	14.68	14.55		
		Cumulative time (s)	166.23	150.54	135.16	119.65	104.24	89.08	73.24	57.79	43.67	29.23	14.55	3:21.13	
		Speed (m/s)	12.75	13.00	12.89	12.98	13.19	12.63	12.94	14.16	13.85	13.62	13.75	12.93	
		Stride length (m)	5.87	5.99	5.96	6.03	6.19	5.98	5.79	6.15	6.02	5.91	6.00	5.93	
		Stride duration (s)	0.461	0.461	0.462	0.465	0.469	0.473	0.447	0.434	0.435	0.434	0.436	0.459	
		Stride efficiency (%)	53.93	56.04	55.48	56.80	59.90	55.82	52.39	59.03	56.70	54.58	56.16	55.02	
		Stride count	34.04	33.40	33.57	33.17	32.30	33.46	34.54	32.54	33.20	33.84	33.36	438.17	

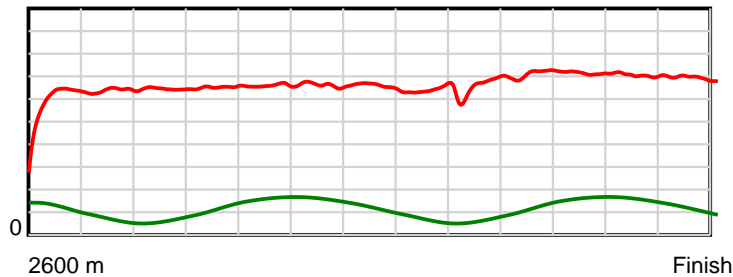
10 m Stride length



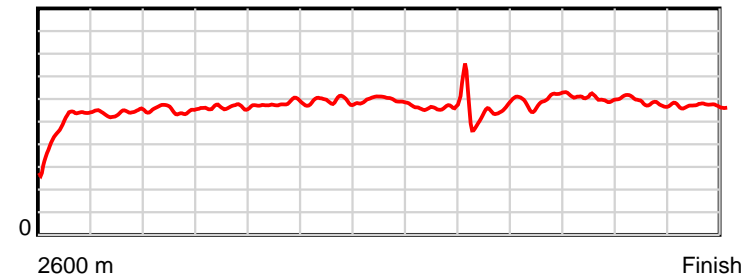
0.6 s Stride duration



20 m/sec Speed



100 % Stride efficiency



Note: Horizontal distance axis grid lines are 200m furlongs.

Disclaimer.

HRNZ and NZMTC and Thoroughbred Ratings Pty Ltd accepts no responsibility for the completeness or accuracy of any of the information contained herein, and makes no representations about its suitability for any particular purpose. Users should make their own judgements about those matters and/or seek independent advice. You assume all risks associated with use of the data provided on this page.



Race Results



September 01, 2023, Race 9, CANTERBURY RESOURCE RECOVERY LTD HCP TROT, Distance 2600m, Addington - Survey 3200m

Result	TAB no.	Horse (Barrier)	2600 to	2400m to
3rd	14	Resolve (10)	2400m	2200m
		Position in running (margin)	-	8(14.7)
		Sectional time (s)	19.25	16.03
		Cumulative time (s)	201.28	182.03
		Speed (m/s)	10.39	12.48
		Stride length (m)	5.69	5.77
		Stride duration (s)	0.453	0.463
		Stride efficiency (%)	50.55	52.10
		Stride count	35.16	34.64

Disclaimer.

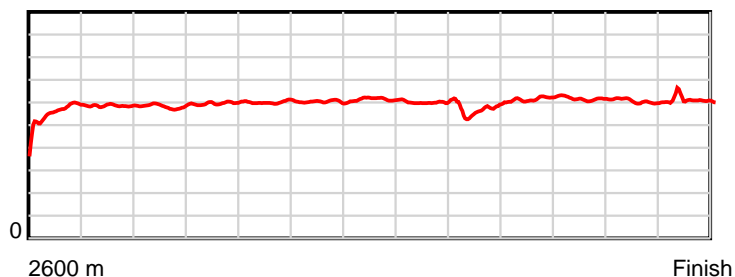
HRNZ and NZMTC and Thoroughbred Ratings Pty Ltd accepts no responsibility for the completeness or accuracy of any of the information contained herein, and makes no representations about its suitability for any particular purpose. Users should make their own judgements about those matters and/or seek independent advice. You assume all risks associated with use of the data provided on this page.

Race Results

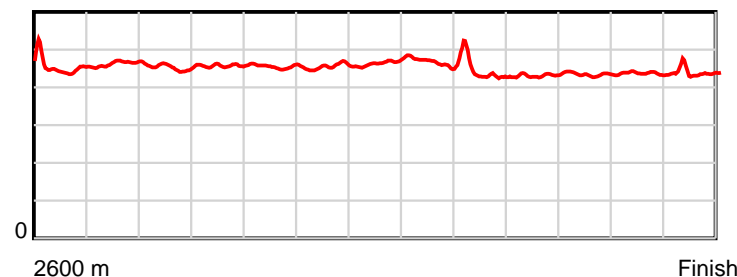
September 01, 2023, Race 9, CANTERBURY RESOURCE RECOVERY LTD HCP TROT, Distance 2600m, Addington - Survey 3200m

Result	TAB no.	Horse (Barrier)	2200m to	2000m to	1800m to	1600m to	1400m to	1200m to	1000m to	800m to	600m to	400m to	200m to	Total or	Margin
3rd	14	Resolve (10)	2000m	1800m	1600m	1400m	1200m	1000m	800m	600m	400m	200m	WP	Average	
		Position in running (margin)	8(19.8)	9(19.4)	9(16.9)	9(11.1)	8(14.1)	9(12.4)	9(12.3)	11(12.4)	10(5.9)	10(4.7)	8(4.6)		1.90
		Sectional time (s)	15.76	15.37	15.43	15.41	15.15	15.89	15.69	13.97	14.27	14.77	14.29		
		Cumulative time (s)	166.00	150.24	134.87	119.44	104.03	88.88	72.99	57.30	43.33	29.06	14.29	3:21.28	
		Speed (m/s)	12.69	13.01	12.96	12.98	13.20	12.59	12.75	14.32	14.02	13.54	14.00	12.92	
		Stride length (m)	5.75	5.95	5.91	5.90	6.15	5.87	5.61	6.19	6.08	5.92	6.12	5.91	
		Stride duration (s)	0.453	0.457	0.456	0.455	0.466	0.467	0.441	0.432	0.434	0.437	0.437	0.458	
		Stride efficiency (%)	51.61	55.30	54.53	54.45	59.02	53.91	49.26	59.82	57.79	54.73	58.58	54.61	
		Stride count	34.80	33.62	33.86	33.88	32.54	34.05	35.62	32.32	32.89	33.79	32.66	439.83	

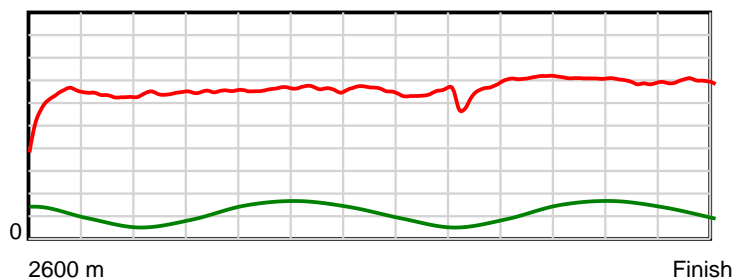
10 m Stride length



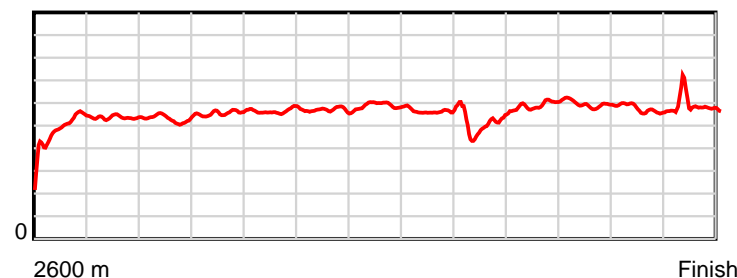
0.6 s Stride duration



20 m/sec Speed



100 % Stride efficiency



Note: Horizontal distance axis grid lines are 200m furlongs.

Disclaimer.

HRNZ and NZMTC and Thoroughbred Ratings Pty Ltd accepts no responsibility for the completeness or accuracy of any of the information contained herein, and makes no representations about its suitability for any particular purpose. Users should make their own judgements about those matters and/or seek independent advice. You assume all risks associated with use of the data provided on this page.



Race Results



September 01, 2023, Race 9, CANTERBURY RESOURCE RECOVERY LTD HCP TROT, Distance 2600m, Addington - Survey 3200m

Result	TAB no.	Horse (Barrier)	2600 to	2400m to
4th	10	Nazareth (1)	2400m	2200m
		Position in running (margin)	-	6(9.8)
		Sectional time (s)	18.42	15.35
		Cumulative time (s)	201.30	182.88
		Speed (m/s)	10.86	13.03
		Stride length (m)	5.74	6.01
		Stride duration (s)	0.457	0.461
		Stride efficiency (%)	51.51	56.46
		Stride count	34.84	33.27

Disclaimer.

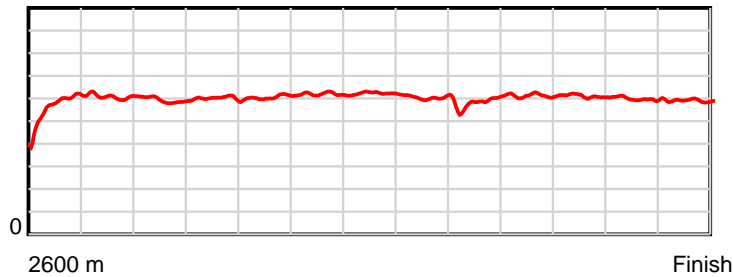
HRNZ and NZMTC and Thoroughbred Ratings Pty Ltd accepts no responsibility for the completeness or accuracy of any of the information contained herein, and makes no representations about its suitability for any particular purpose. Users should make their own judgements about those matters and/or seek independent advice. You assume all risks associated with use of the data provided on this page.

Race Results

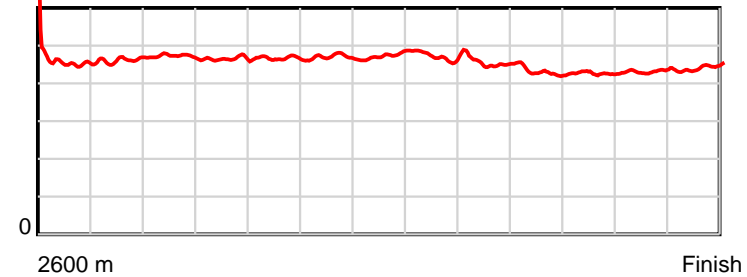
September 01, 2023, Race 9, CANTERBURY RESOURCE RECOVERY LTD HCP TROT, Distance 2600m, Addington - Survey 3200m

Result	TAB no.	Horse (Barrier)	2200m to	2000m to	1800m to	1600m to	1400m to	1200m to	1000m to	800m to	600m to	400m to	200m to	Total or	Margin
4th	10	Nazareth (1)	2000m	1800m	1600m	1400m	1200m	1000m	800m	600m	400m	200m	WP	Average	
		Position in running (margin)	5(10.9)	5(11.4)	5(9.6)	5(4.6)	5(8.2)	5(6.4)	5(6.6)	5(7.0)	3(1.0)	2(0.0)	2(0.7)		2.00
		Sectional time (s)	15.92	15.48	15.56	15.52	15.15	15.94	15.73	14.04	14.33	14.88	14.98		
		Cumulative time (s)	167.53	151.61	136.13	120.57	105.05	89.90	73.96	58.23	44.19	29.86	14.98	3:21.30	
		Speed (m/s)	12.56	12.92	12.85	12.89	13.20	12.55	12.71	14.25	13.96	13.44	13.35	12.92	
		Stride length (m)	5.94	6.00	6.00	6.06	6.25	5.93	5.78	6.13	5.95	5.80	5.91	5.96	
		Stride duration (s)	0.473	0.465	0.467	0.470	0.473	0.473	0.455	0.430	0.426	0.432	0.442	0.461	
		Stride efficiency (%)	55.06	56.29	56.29	57.35	60.95	54.97	52.20	58.65	55.27	52.59	54.53	55.47	
		Stride count	33.69	33.32	33.32	33.01	32.02	33.72	34.60	32.65	33.63	34.48	33.86	436.41	

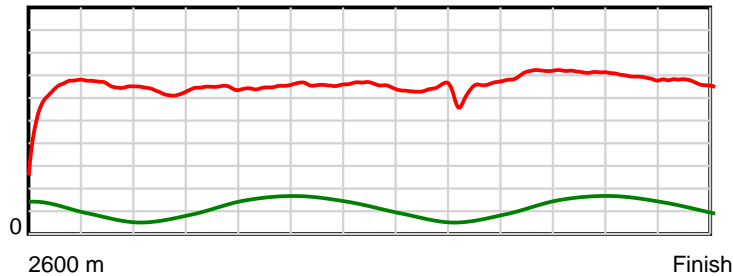
10 m Stride length



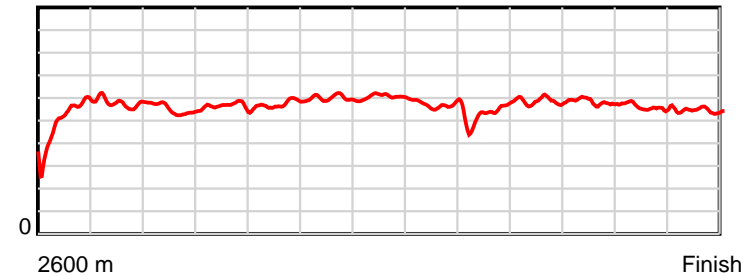
0.6 s Stride duration



20 m/sec Speed



100 % Stride efficiency



Note: Horizontal distance axis grid lines are 200m furlongs.

Disclaimer.

HRNZ and NZMTC and Thoroughbred Ratings Pty Ltd accepts no responsibility for the completeness or accuracy of any of the information contained herein, and makes no representations about its suitability for any particular purpose. Users should make their own judgements about those matters and/or seek independent advice. You assume all risks associated with use of the data provided on this page.



Race Results



September 01, 2023, Race 9, CANTERBURY RESOURCE RECOVERY LTD HCP TROT, Distance 2600m, Addington - Survey 3200m

Result	TAB no.	Horse (Barrier)	2600 to	2400m to
5th	3	Gift Card (9)	2400m	2200m
		Position in running (margin)	-	4(6.1)
		Sectional time (s)	17.80	15.29
		Cumulative time (s)	201.35	183.55
		Speed (m/s)	11.24	13.08
		Stride length (m)	5.34	5.79
		Stride duration (s)	0.453	0.443
		Stride efficiency (%)	44.53	52.42
		Stride count	37.47	34.53

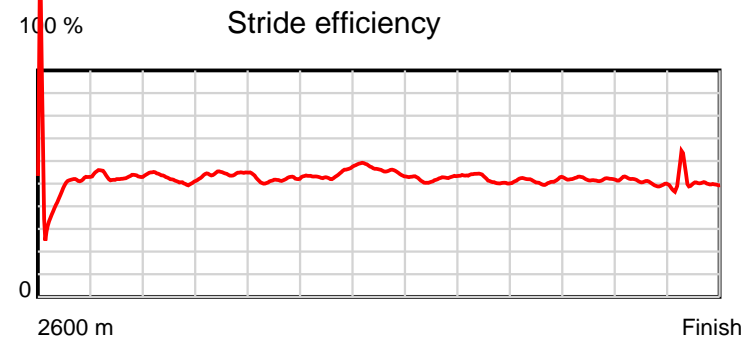
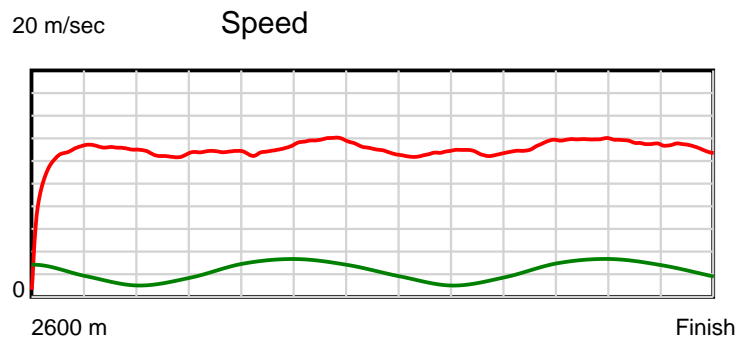
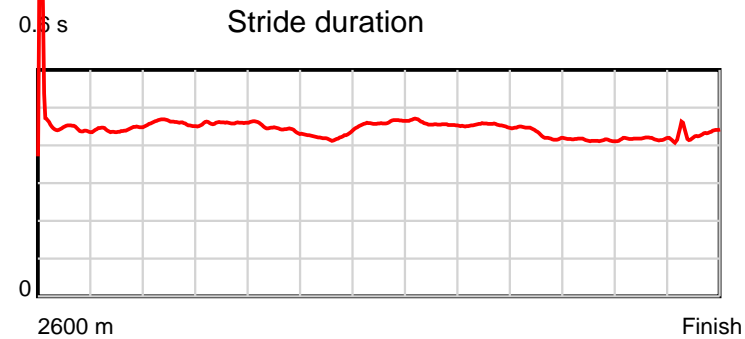
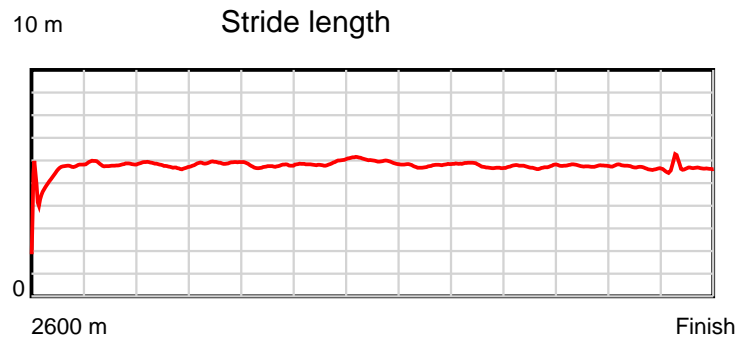
Disclaimer.

HRNZ and NZMTC and Thoroughbred Ratings Pty Ltd accepts no responsibility for the completeness or accuracy of any of the information contained herein, and makes no representations about its suitability for any particular purpose. Users should make their own judgements about those matters and/or seek independent advice. You assume all risks associated with use of the data provided on this page.

Race Results

September 01, 2023, Race 9, CANTERBURY RESOURCE RECOVERY LTD HCP TROT, Distance 2600m, Addington - Survey 3200m

Result	TAB no.	Horse (Barrier)	2200m to	2000m to	1800m to	1600m to	1400m to	1200m to	1000m to	800m to	600m to	400m to	200m to	Total or	Margin
5th	3	Gift Card (9)	2000m	1800m	1600m	1400m	1200m	1000m	800m	600m	400m	200m	WP	Average	
		Position in running (margin)	4(6.8)	4(7.7)	4(6.2)	3(1.9)	1(0.0)	1(0.0)	1(0.0)	1(0.0)	1(0.0)	1(0.0)	1(0.0)		2.30
		Sectional time (s)	15.98	15.54	15.66	14.61	15.44	15.91	15.68	15.04	14.48	14.78	15.14		
		Cumulative time (s)	168.26	152.28	136.74	121.08	106.47	91.03	75.12	59.44	44.40	29.92	15.14	3:21.35	
		Speed (m/s)	12.52	12.87	12.77	13.69	12.95	12.57	12.76	13.30	13.81	13.53	13.21	12.91	
		Stride length (m)	5.76	5.91	5.68	5.81	5.97	5.75	5.78	5.72	5.72	5.65	5.69	5.73	
		Stride duration (s)	0.460	0.460	0.445	0.425	0.461	0.458	0.453	0.430	0.414	0.418	0.430	0.444	
		Stride efficiency (%)	51.78	54.67	50.48	52.82	55.75	51.75	52.18	51.17	51.10	49.92	50.51	51.37	
		Stride count	34.74	33.81	35.19	34.40	33.48	34.75	34.61	34.95	34.97	35.38	35.18	453.46	



Note: Horizontal distance axis grid lines are 200m furlongs.

Disclaimer.

HRNZ and NZMTC and Thoroughbred Ratings Pty Ltd accepts no responsibility for the completeness or accuracy of any of the information contained herein, and makes no representations about its suitability for any particular purpose. Users should make their own judgements about those matters and/or seek independent advice. You assume all risks associated with use of the data provided on this page.



Race Results



September 01, 2023, Race 9, CANTERBURY RESOURCE RECOVERY LTD HCP TROT, Distance 2600m, Addington - Survey 3200m

Result	TAB no.	Horse (Barrier)	2600 to	2400m to
6th	6	Zsa Zoe (13)	2400m	2200m
		Position in running (margin)	-	1(0.0)
		Sectional time (s)	16.60	15.17
		Cumulative time (s)	201.36	184.76
		Speed (m/s)	12.05	13.18
		Stride length (m)	5.64	6.06
		Stride duration (s)	0.466	0.459
		Stride efficiency (%)	49.62	57.31
		Stride count	35.49	33.02

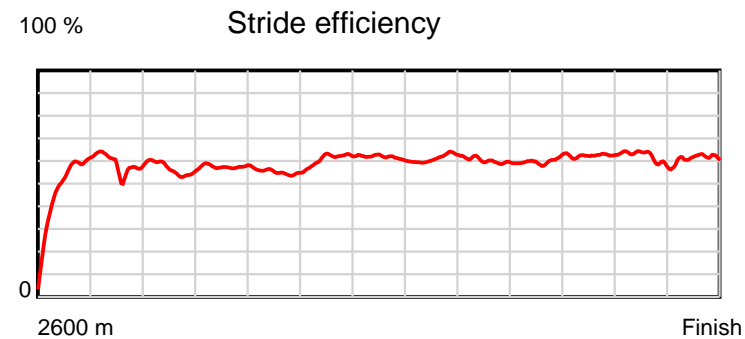
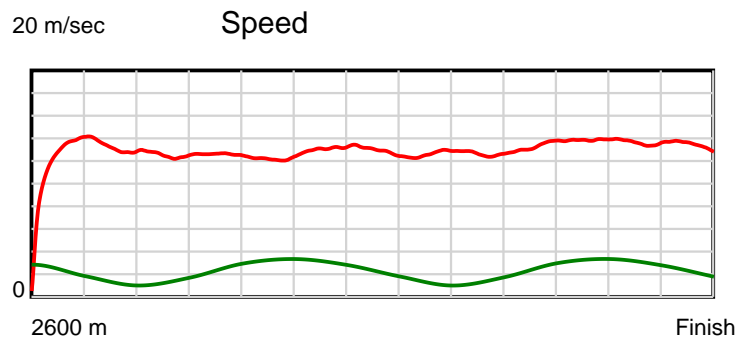
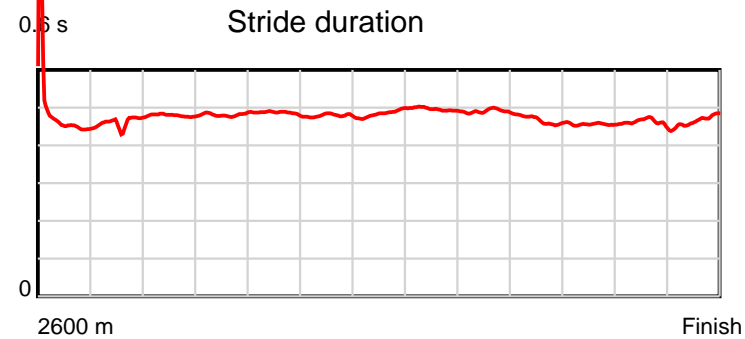
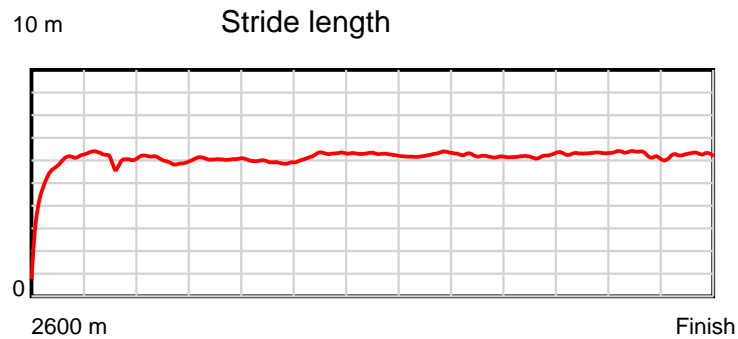
Disclaimer.

HRNZ and NZMTC and Thoroughbred Ratings Pty Ltd accepts no responsibility for the completeness or accuracy of any of the information contained herein, and makes no representations about its suitability for any particular purpose. Users should make their own judgements about those matters and/or seek independent advice. You assume all risks associated with use of the data provided on this page.

Race Results

September 01, 2023, Race 9, CANTERBURY RESOURCE RECOVERY LTD HCP TROT, Distance 2600m, Addington - Survey 3200m

Result	TAB no.	Horse (Barrier)	2200m to	2000m to	1800m to	1600m to	1400m to	1200m to	1000m to	800m to	600m to	400m to	200m to	Total or	Margin
6th	6	Zsa Zoe (13)	2000m	1800m	1600m	1400m	1200m	1000m	800m	600m	400m	200m	WP	Average	
		Position in running (margin)	1(0.0)	1(0.0)	1(0.0)	1(0.0)	2(2.2)	2(2.3)	2(2.1)	2(2.4)	5(2.0)	5(2.2)	3(1.9)		2.30
		Sectional time (s)	15.84	15.78	16.39	15.30	15.46	15.87	15.73	14.97	14.52	14.72	15.01		
		Cumulative time (s)	169.59	153.75	137.97	121.58	106.28	90.82	74.95	59.22	44.25	29.73	15.01	3:21.36	
		Speed (m/s)	12.63	12.67	12.20	13.07	12.94	12.60	12.71	13.36	13.77	13.59	13.32	12.91	
		Stride length (m)	6.06	6.10	5.93	6.26	6.28	6.25	6.23	6.23	6.28	6.26	6.22	6.13	
		Stride duration (s)	0.480	0.482	0.486	0.479	0.485	0.496	0.490	0.466	0.456	0.460	0.467	0.475	
		Stride efficiency (%)	57.30	58.22	54.93	61.22	61.63	61.04	60.74	60.66	61.59	61.15	60.50	58.76	
		Stride count	33.03	32.77	33.73	31.95	31.85	32.00	32.08	32.10	31.86	31.97	32.14	423.99	



Note: Horizontal distance axis grid lines are 200m furlongs.

Disclaimer.

HRNZ and NZMTC and Thoroughbred Ratings Pty Ltd accepts no responsibility for the completeness or accuracy of any of the information contained herein, and makes no representations about its suitability for any particular purpose. Users should make their own judgements about those matters and/or seek independent advice. You assume all risks associated with use of the data provided on this page.



Race Results



September 01, 2023, Race 9, CANTERBURY RESOURCE RECOVERY LTD HCP TROT, Distance 2600m, Addington - Survey 3200m

Result	TAB no.	Horse (Barrier)	2600 to	2400m to
7th	1	Our Golden Ken... (2)	2400m	2200m
		Position in running (margin)	-	9(15.1)
		Sectional time (s)	19.22	16.44
		Cumulative time (s)	201.68	182.46
		Speed (m/s)	10.41	12.17
		Stride length (m)	5.00	5.70
		Stride duration (s)	0.453	0.468
		Stride efficiency (%)	39.09	50.69
		Stride count	39.99	35.11

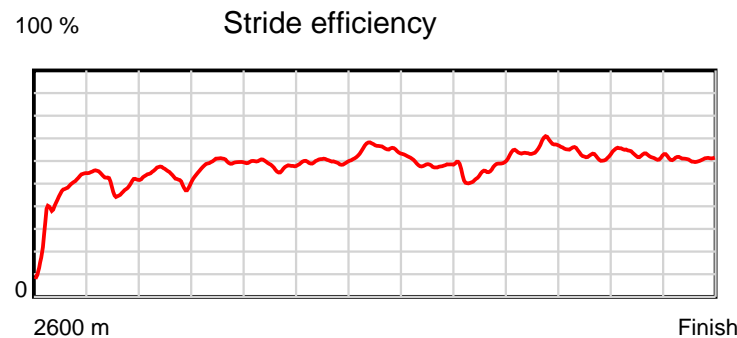
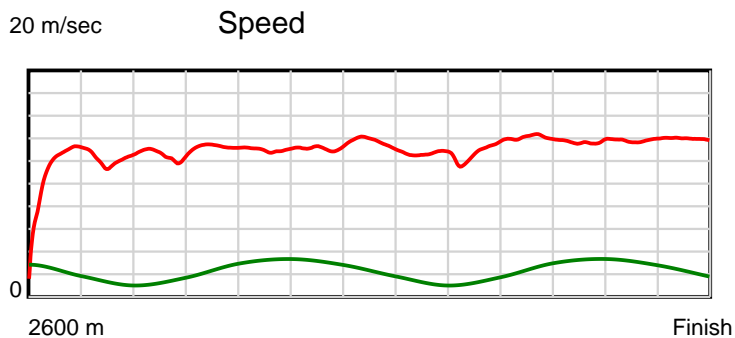
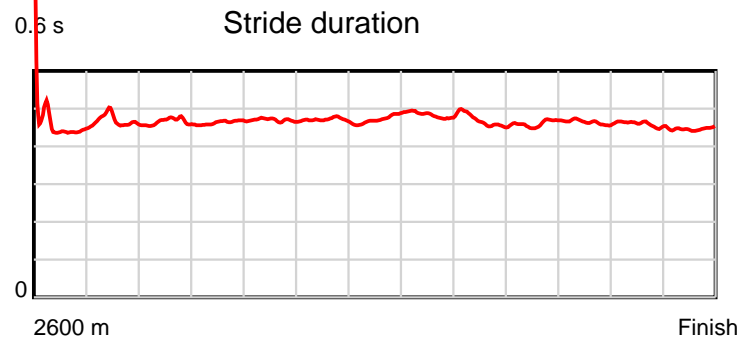
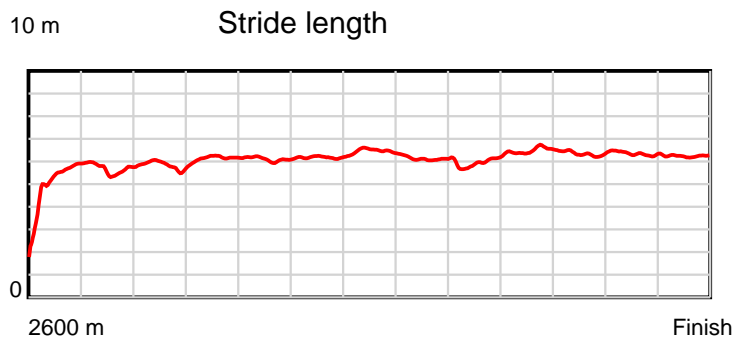
Disclaimer.

HRNZ and NZMTC and Thoroughbred Ratings Pty Ltd accepts no responsibility for the completeness or accuracy of any of the information contained herein, and makes no representations about its suitability for any particular purpose. Users should make their own judgements about those matters and/or seek independent advice. You assume all risks associated with use of the data provided on this page.

Race Results

September 01, 2023, Race 9, CANTERBURY RESOURCE RECOVERY LTD HCP TROT, Distance 2600m, Addington - Survey 3200m

Result	TAB no.	Horse (Barrier)	2200m to	2000m to	1800m to	1600m to	1400m to	1200m to	1000m to	800m to	600m to	400m to	200m to	Total or	Margin
7th	1	Our Golden Ken... (2)	2000m	1800m	1600m	1400m	1200m	1000m	800m	600m	400m	200m	WP	Average	
		Position in running (margin)	11(22.7)	11(23.5)	11(19.3)	10(13.6)	9(16.1)	8(11.3)	8(11.1)	10(11.6)	11(6.5)	11(7.2)	10(6.9)		4.20
		Sectional time (s)	15.97	15.09	15.43	15.35	14.64	15.88	15.77	14.18	14.60	14.73	14.38		
		Cumulative time (s)	166.02	150.05	134.96	119.53	104.18	89.54	73.66	57.89	43.71	29.11	14.38	3:21.68	
		Speed (m/s)	12.52	13.25	12.96	13.03	13.66	12.59	12.68	14.10	13.70	13.58	13.91	12.89	
		Stride length (m)	5.83	6.14	6.09	6.14	6.45	6.08	5.94	6.50	6.35	6.24	6.22	6.03	
		Stride duration (s)	0.465	0.463	0.470	0.471	0.472	0.483	0.469	0.461	0.464	0.459	0.447	0.467	
		Stride efficiency (%)	53.09	58.90	57.93	58.86	65.10	57.77	55.21	66.02	63.04	60.78	60.41	56.75	
		Stride count	34.31	32.58	32.85	32.59	30.99	32.89	33.65	30.77	31.49	32.07	32.17	431.46	



Note: Horizontal distance axis grid lines are 200m furlongs.

Disclaimer.

HRNZ and NZMTC and Thoroughbred Ratings Pty Ltd accepts no responsibility for the completeness or accuracy of any of the information contained herein, and makes no representations about its suitability for any particular purpose. Users should make their own judgements about those matters and/or seek independent advice. You assume all risks associated with use of the data provided on this page.



Race Results



September 01, 2023, Race 9, CANTERBURY RESOURCE RECOVERY LTD HCP TROT, Distance 2600m, Addington - Survey 3200m

Result	TAB no.	Horse (Barrier)	2600 to	2400m to
8th	2	The Bloss (5)	2400m	2200m
		Position in running (margin)	-	2(1.4)
		Sectional time (s)	17.12	15.31
		Cumulative time (s)	201.77	184.65
		Speed (m/s)	11.68	13.06
		Stride length (m)	5.44	5.96
		Stride duration (s)	0.443	0.456
		Stride efficiency (%)	46.29	55.43
		Stride count	36.75	33.58

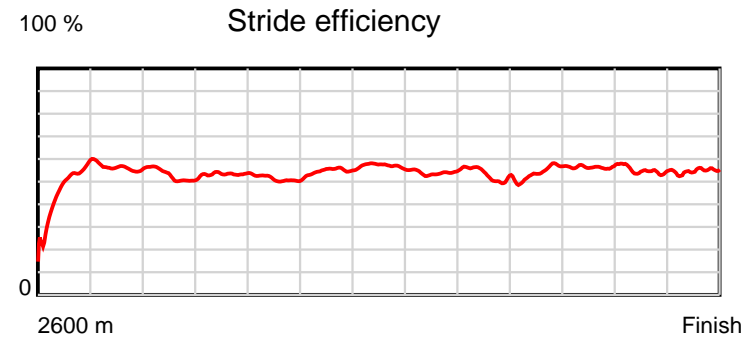
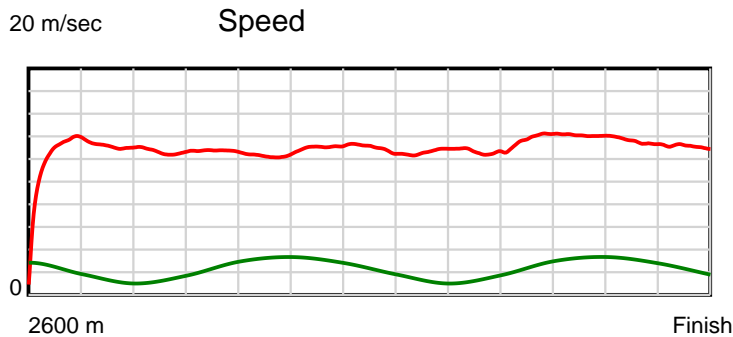
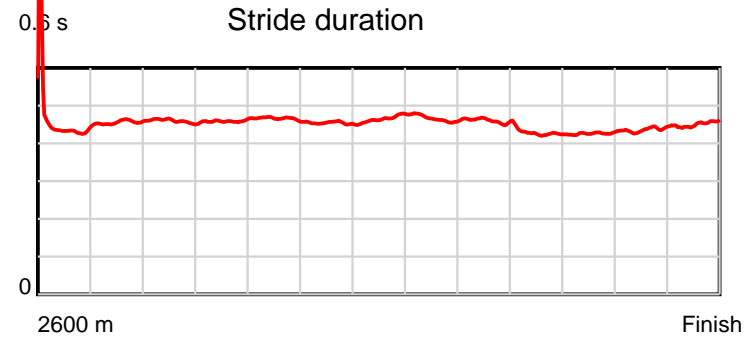
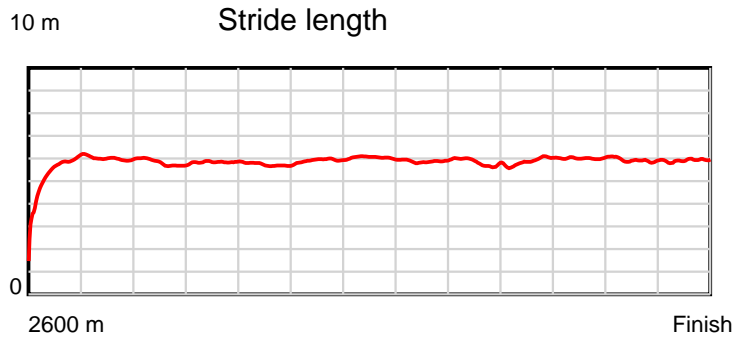
Disclaimer.

HRNZ and NZMTC and Thoroughbred Ratings Pty Ltd accepts no responsibility for the completeness or accuracy of any of the information contained herein, and makes no representations about its suitability for any particular purpose. Users should make their own judgements about those matters and/or seek independent advice. You assume all risks associated with use of the data provided on this page.

Race Results

September 01, 2023, Race 9, CANTERBURY RESOURCE RECOVERY LTD HCP TROT, Distance 2600m, Addington - Survey 3200m

Result	TAB no.	Horse (Barrier)	2200m to	2000m to	1800m to	1600m to	1400m to	1200m to	1000m to	800m to	600m to	400m to	200m to	Total or	Margin
8th	2	The Bloss (5)	2000m	1800m	1600m	1400m	1200m	1000m	800m	600m	400m	200m	WP	Average	
		Position in running (margin)	2(2.2)	2(2.0)	2(1.8)	2(1.5)	3(4.4)	3(4.0)	3(3.8)	3(4.0)	4(1.2)	3(0.7)	4(2.1)		4.70
		Sectional time (s)	15.81	15.75	16.34	15.41	15.37	15.86	15.72	14.57	14.40	15.00	15.11		
		Cumulative time (s)	169.34	153.53	137.78	121.44	106.03	90.66	74.80	59.08	44.51	30.11	15.11	3:21.77	
		Speed (m/s)	12.65	12.70	12.24	12.98	13.01	12.61	12.72	13.73	13.89	13.33	13.24	12.89	
		Stride length (m)	5.81	5.83	5.70	5.90	6.05	5.87	5.86	5.87	5.92	5.82	5.98	5.84	
		Stride duration (s)	0.459	0.459	0.466	0.454	0.465	0.466	0.461	0.428	0.426	0.437	0.452	0.453	
		Stride efficiency (%)	52.73	53.11	50.73	54.32	57.28	53.85	53.70	53.81	54.81	53.01	55.88	53.36	
		Stride count	34.43	34.31	35.10	33.92	33.03	34.07	34.12	34.08	33.77	34.34	33.44	444.94	



Note: Horizontal distance axis grid lines are 200m furlongs.

Disclaimer.

HRNZ and NZMTC and Thoroughbred Ratings Pty Ltd accepts no responsibility for the completeness or accuracy of any of the information contained herein, and makes no representations about its suitability for any particular purpose. Users should make their own judgements about those matters and/or seek independent advice. You assume all risks associated with use of the data provided on this page.



Race Results



September 01, 2023, Race 9, CANTERBURY RESOURCE RECOVERY LTD HCP TROT, Distance 2600m, Addington - Survey 3200m

Result	TAB no.	Horse (Barrier)	2600 to	2400m to
9th	5	Madeleine Stow... (12)	2400m	2200m
		Position in running (margin)	-	3(4.9)
		Sectional time (s)	17.46	15.23
		Cumulative time (s)	201.97	184.51
		Speed (m/s)	11.45	13.13
		Stride length (m)	5.11	5.81
		Stride duration (s)	0.437	0.442
		Stride efficiency (%)	40.76	52.71
		Stride count	39.16	34.44

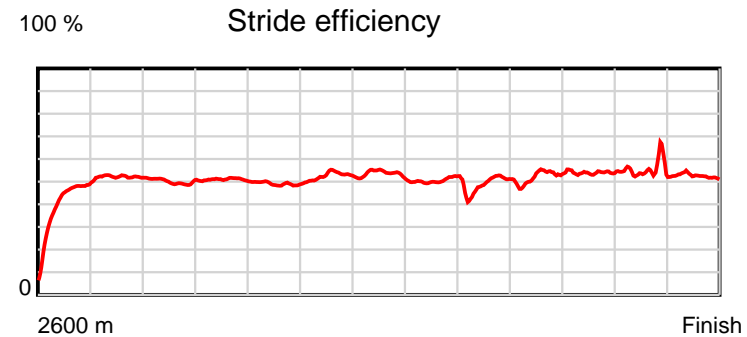
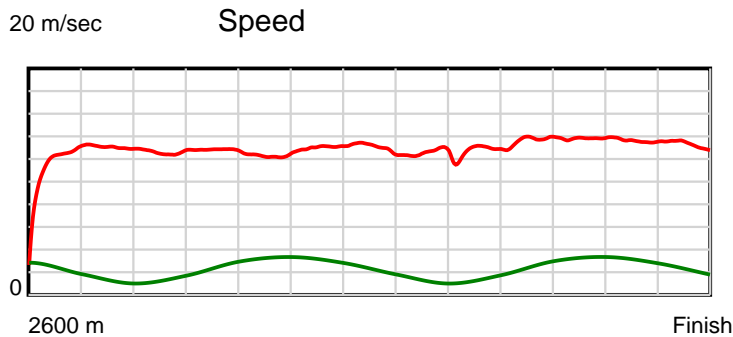
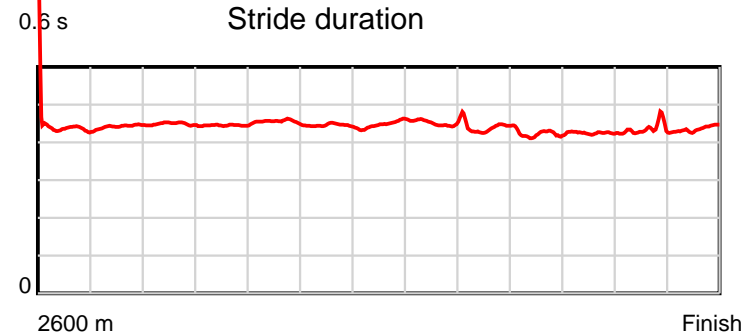
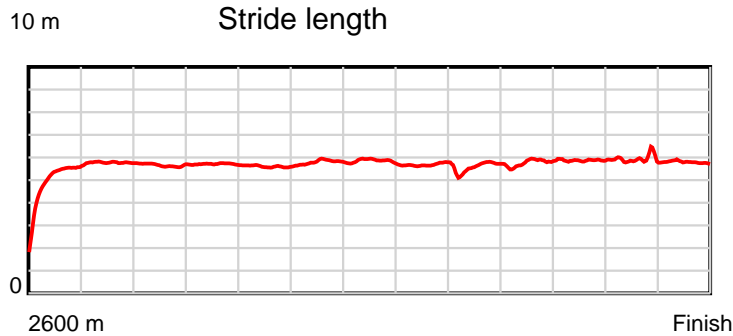
Disclaimer.

HRNZ and NZMTC and Thoroughbred Ratings Pty Ltd accepts no responsibility for the completeness or accuracy of any of the information contained herein, and makes no representations about its suitability for any particular purpose. Users should make their own judgements about those matters and/or seek independent advice. You assume all risks associated with use of the data provided on this page.

Race Results

September 01, 2023, Race 9, CANTERBURY RESOURCE RECOVERY LTD HCP TROT, Distance 2600m, Addington - Survey 3200m

Result	TAB no.	Horse (Barrier)	2200m to	2000m to	1800m to	1600m to	1400m to	1200m to	1000m to	800m to	600m to	400m to	200m to	Total or	Margin
9th	5	Madeleine Stow... (12)	2000m	1800m	1600m	1400m	1200m	1000m	800m	600m	400m	200m	WP	Average	
		Position in running (margin)	3(5.2)	3(5.3)	3(4.2)	4(3.3)	4(6.8)	4(5.9)	4(6.4)	4(6.4)	9(4.1)	9(4.5)	7(4.5)		5.90
		Sectional time (s)	15.85	15.60	16.23	15.52	15.29	15.99	15.68	14.65	14.55	14.78	15.14		
		Cumulative time (s)	169.28	153.43	137.83	121.60	106.08	90.79	74.80	59.12	44.47	29.92	15.14	3:21.97	
		Speed (m/s)	12.62	12.82	12.32	12.89	13.08	12.51	12.76	13.65	13.75	13.53	13.21	12.87	
		Stride length (m)	5.66	5.70	5.61	5.74	5.86	5.64	5.61	5.75	5.84	5.87	5.76	5.68	
		Stride duration (s)	0.449	0.445	0.455	0.445	0.448	0.451	0.440	0.421	0.425	0.433	0.436	0.441	
		Stride efficiency (%)	50.11	50.85	49.19	51.44	53.71	49.71	49.10	51.58	53.36	53.78	51.92	50.45	
		Stride count	35.32	35.06	35.65	34.86	34.11	35.46	35.68	34.81	34.23	34.09	34.70	457.57	



Note: Horizontal distance axis grid lines are 200m furlongs.

Disclaimer.

HRNZ and NZMTC and Thoroughbred Ratings Pty Ltd accepts no responsibility for the completeness or accuracy of any of the information contained herein, and makes no representations about its suitability for any particular purpose. Users should make their own judgements about those matters and/or seek independent advice. You assume all risks associated with use of the data provided on this page.



Race Results



September 01, 2023, Race 9, CANTERBURY RESOURCE RECOVERY LTD HCP TROT, Distance 2600m, Addington - Survey 3200m

Result	TAB no.	Horse (Barrier)	2600 to	2400m to
10th	8	Galleons Ambas... (6)	2400m	2200m
		Position in running (margin)	-	13(18.0)
		Sectional time (s)	19.71	16.27
		Cumulative time (s)	203.63	183.92
		Speed (m/s)	10.15	12.29
		Stride length (m)	5.47	5.77
		Stride duration (s)	0.464	0.469
		Stride efficiency (%)	46.80	52.00
		Stride count	36.55	34.67

Disclaimer.

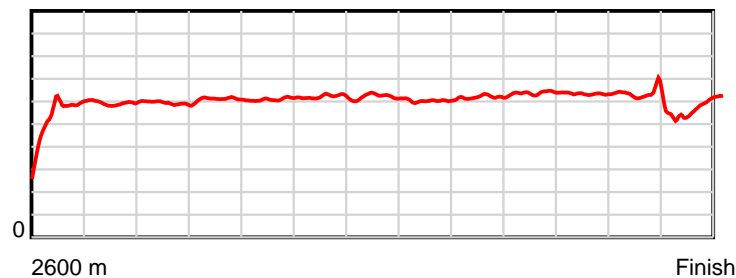
HRNZ and NZMTC and Thoroughbred Ratings Pty Ltd accepts no responsibility for the completeness or accuracy of any of the information contained herein, and makes no representations about its suitability for any particular purpose. Users should make their own judgements about those matters and/or seek independent advice. You assume all risks associated with use of the data provided on this page.

Race Results

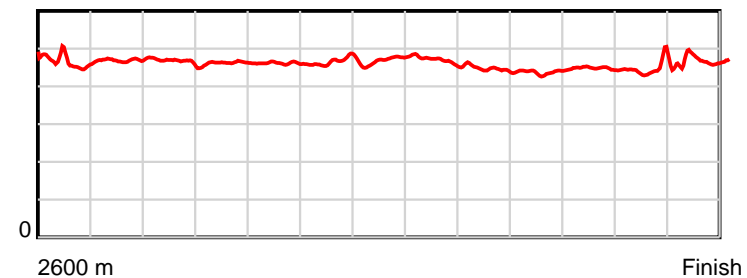
September 01, 2023, Race 9, CANTERBURY RESOURCE RECOVERY LTD HCP TROT, Distance 2600m, Addington - Survey 3200m

Result	TAB no.	Horse (Barrier)	2200m to	2000m to	1800m to	1600m to	1400m to	1200m to	1000m to	800m to	600m to	400m to	200m to	Total or	Margin
10th	8	Galleons Amba... (6)	2000m	1800m	1600m	1400m	1200m	1000m	800m	600m	400m	200m	WP	Average	
		Position in running (margin)	12(24.6)	12(24.7)	12(20.7)	12(15.1)	12(18.1)	11(16.2)	12(16.2)	9(10.7)	6(3.2)	8(4.1)	9(6.7)		15.70
		Sectional time (s)	15.85	15.11	15.47	15.41	15.14	15.90	14.76	13.79	14.64	15.22	16.36		
		Cumulative time (s)	167.65	151.80	136.69	121.22	105.81	90.67	74.77	60.01	46.22	31.58	16.36	3:23.63	
		Speed (m/s)	12.62	13.24	12.93	12.98	13.21	12.58	13.55	14.50	13.66	13.14	12.22	12.77	
		Stride length (m)	5.89	6.11	5.97	6.05	6.20	5.89	6.04	6.35	6.12	5.89	5.69	5.95	
		Stride duration (s)	0.467	0.462	0.462	0.466	0.469	0.468	0.446	0.438	0.448	0.448	0.466	0.466	
		Stride efficiency (%)	54.26	58.33	55.71	57.22	60.03	54.23	57.01	63.10	58.51	54.26	50.66	55.32	
		Stride count	33.94	32.73	33.50	33.05	32.27	33.95	33.11	31.47	32.69	33.94	35.13	437.00	

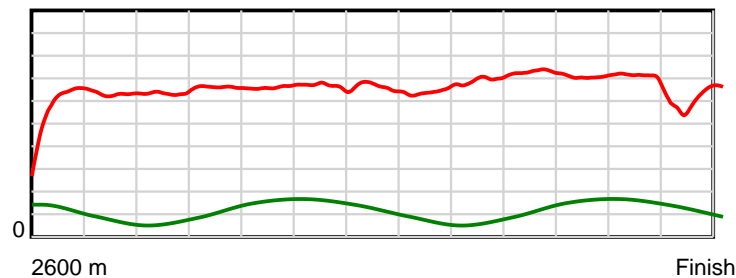
10 m Stride length



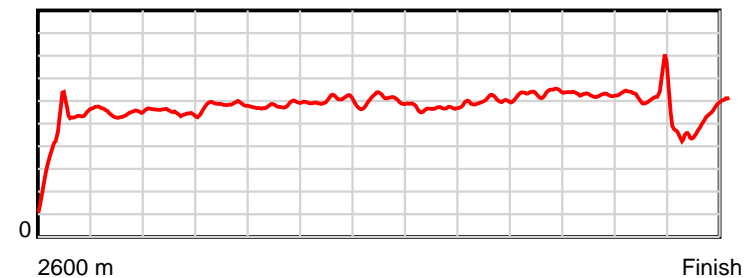
0.6 s Stride duration



20 m/sec Speed



100 % Stride efficiency



Note: Horizontal distance axis grid lines are 200m furlongs.

Disclaimer.

HRNZ and NZMTC and Thoroughbred Ratings Pty Ltd accepts no responsibility for the completeness or accuracy of any of the information contained herein, and makes no representations about its suitability for any particular purpose. Users should make their own judgements about those matters and/or seek independent advice. You assume all risks associated with use of the data provided on this page.



Race Results



September 01, 2023, Race 9, CANTERBURY RESOURCE RECOVERY LTD HCP TROT, Distance 2600m, Addington - Survey 3200m

Result	TAB no.	Horse (Barrier)	2600 to	2400m to
11th	11	My Moment's No... (4)	2400m	2200m
		Position in running (margin)	-	11(16.1)
		Sectional time (s)	19.35	16.24
		Cumulative time (s)	203.91	184.56
		Speed (m/s)	10.34	12.32
		Stride length (m)	6.24	6.28
		Stride duration (s)	0.488	0.510
		Stride efficiency (%)	60.75	61.64
		Stride count	32.08	31.84

Disclaimer.

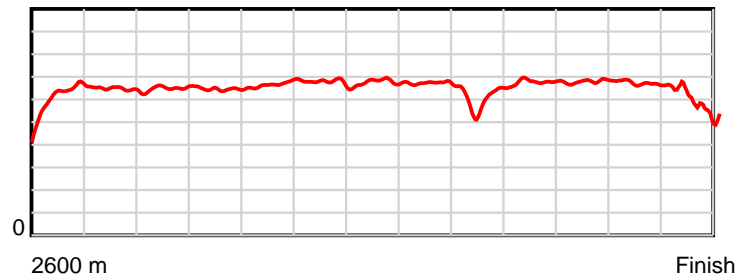
HRNZ and NZMTC and Thoroughbred Ratings Pty Ltd accepts no responsibility for the completeness or accuracy of any of the information contained herein, and makes no representations about its suitability for any particular purpose. Users should make their own judgements about those matters and/or seek independent advice. You assume all risks associated with use of the data provided on this page.

Race Results

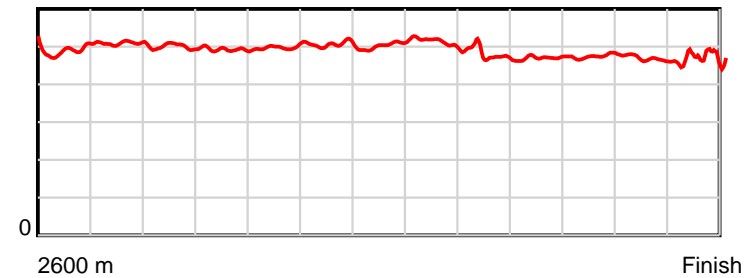
September 01, 2023, Race 9, CANTERBURY RESOURCE RECOVERY LTD HCP TROT, Distance 2600m, Addington - Survey 3200m

Result	TAB no.	Horse (Barrier)	2200m to	2000m to	1800m to	1600m to	1400m to	1200m to	1000m to	800m to	600m to	400m to	200m to	Total or	Margin
11th	11	My Moment's No... (4)	2000m	1800m	1600m	1400m	1200m	1000m	800m	600m	400m	200m	WP	Average	
		Position in running (margin)	10(22.5)	10(22.1)	10(19.1)	11(13.7)	11(16.7)	10(14.6)	11(14.5)	12(16.9)	12(11.4)	12(10.7)	11(7.5)		17.40
		Sectional time (s)	15.77	15.27	15.49	15.44	15.08	15.90	16.07	14.13	14.36	14.26	16.55		
		Cumulative time (s)	168.32	152.55	137.28	121.79	106.35	91.27	75.37	59.30	45.17	30.81	16.55	3:23.91	
		Speed (m/s)	12.68	13.10	12.91	12.95	13.26	12.58	12.45	14.15	13.93	14.03	12.08	12.75	
		Stride length (m)	6.32	6.45	6.45	6.53	6.71	6.41	5.96	6.67	6.61	6.56	5.55	6.35	
		Stride duration (s)	0.499	0.493	0.499	0.504	0.506	0.509	0.479	0.471	0.475	0.467	0.459	0.498	
		Stride efficiency (%)	62.50	65.05	64.95	66.70	70.41	64.19	55.49	69.56	68.29	67.19	48.07	62.99	
		Stride count	31.62	31.00	31.02	30.61	29.79	31.21	33.56	29.98	30.25	30.50	36.06	409.52	

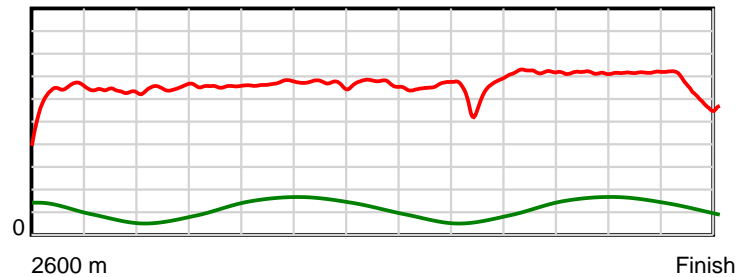
10 m Stride length



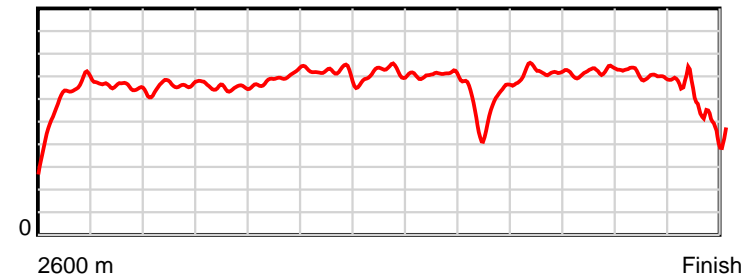
0.6 s Stride duration



20 m/sec Speed



100 % Stride efficiency



Note: Horizontal distance axis grid lines are 200m furlongs.

Disclaimer.

HRNZ and NZMTC and Thoroughbred Ratings Pty Ltd accepts no responsibility for the completeness or accuracy of any of the information contained herein, and makes no representations about its suitability for any particular purpose. Users should make their own judgements about those matters and/or seek independent advice. You assume all risks associated with use of the data provided on this page.



Race Results



September 01, 2023, Race 9, CANTERBURY RESOURCE RECOVERY LTD HCP TROT, Distance 2600m, Addington - Survey 3200m

Result	TAB no.	Horse (Barrier)	2600 to	2400m to
12th	12	Domination's C... (7)	2400m	2200m
		Position in running (margin)	-	10(15.7)
		Sectional time (s)	19.38	15.87
		Cumulative time (s)	204.67	185.29
		Speed (m/s)	10.32	12.60
		Stride length (m)	5.99	6.08
		Stride duration (s)	0.469	0.483
		Stride efficiency (%)	56.14	57.79
		Stride count	33.37	32.89

Disclaimer.

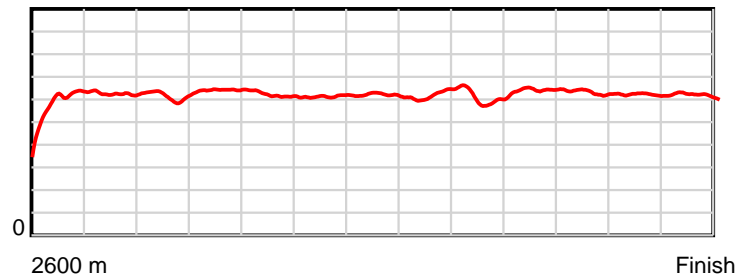
HRNZ and NZMTC and Thoroughbred Ratings Pty Ltd accepts no responsibility for the completeness or accuracy of any of the information contained herein, and makes no representations about its suitability for any particular purpose. Users should make their own judgements about those matters and/or seek independent advice. You assume all risks associated with use of the data provided on this page.

Race Results

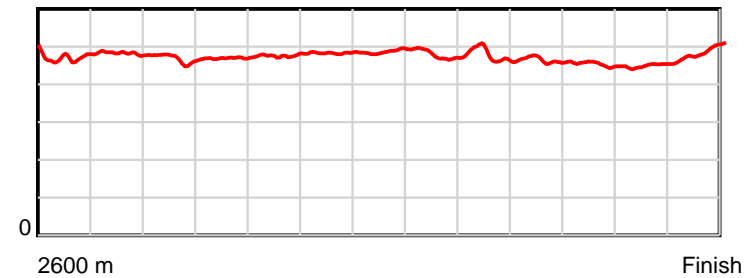
September 01, 2023, Race 9, CANTERBURY RESOURCE RECOVERY LTD HCP TROT, Distance 2600m, Addington - Survey 3200m

Result	TAB no.	Horse (Barrier)	2200m to	2000m to	1800m to	1600m to	1400m to	1200m to	1000m to	800m to	600m to	400m to	200m to	Total or	Margin
12th	12	Domination's C... (7)	2000m	1800m	1600m	1400m	1200m	1000m	800m	600m	400m	200m	WP	Average	
		Position in running (margin)	9(19.9)	8(18.5)	6(11.7)	7(8.4)	10(16.7)	13(18.8)	13(17.6)	13(18.6)	13(15.5)	13(16.1)	12(15.3)		21.80
		Sectional time (s)	15.60	14.65	15.83	16.31	15.80	15.70	15.85	14.51	14.59	14.65	15.93		
		Cumulative time (s)	169.42	153.82	139.17	123.34	107.03	91.23	75.53	59.68	45.17	30.58	15.93	3:24.67	
		Speed (m/s)	12.82	13.65	12.63	12.26	12.66	12.74	12.62	13.78	13.71	13.65	12.55	12.70	
		Stride length (m)	6.00	6.41	6.01	5.92	6.17	6.09	6.02	6.39	6.20	6.15	6.15	6.12	
		Stride duration (s)	0.468	0.469	0.476	0.483	0.488	0.478	0.477	0.463	0.452	0.451	0.490	0.482	
		Stride efficiency (%)	56.34	64.20	56.53	54.82	59.58	57.88	56.55	63.76	60.08	59.15	59.16	58.52	
		Stride count	33.31	31.20	33.25	33.77	32.39	32.86	33.25	31.31	32.25	32.51	32.50	424.86	

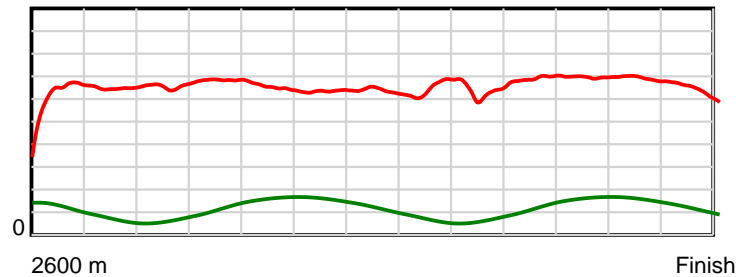
10 m Stride length



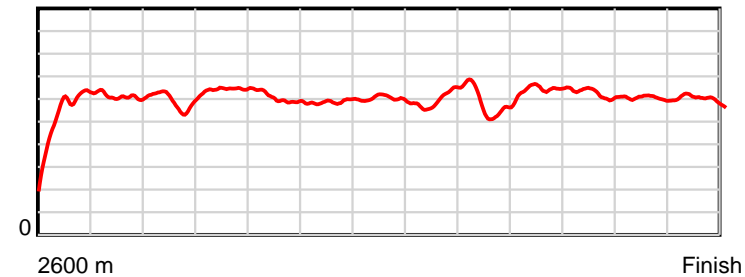
0.6 s Stride duration



20 m/sec Speed



100 % Stride efficiency



Note: Horizontal distance axis grid lines are 200m furlongs.

Disclaimer.

HRNZ and NZMTC and Thoroughbred Ratings Pty Ltd accepts no responsibility for the completeness or accuracy of any of the information contained herein, and makes no representations about its suitability for any particular purpose. Users should make their own judgements about those matters and/or seek independent advice. You assume all risks associated with use of the data provided on this page.



Race Results



September 01, 2023, Race 9, CANTERBURY RESOURCE RECOVERY LTD HCP TROT, Distance 2600m, Addington - Survey 3200m

Result	TAB no.	Horse (Barrier)	2600 to 2400m	2400m to 2200m
13th	13	Outamyway (8)		
		Position in running (margin)	-	12(17.5)
		Sectional time (s)	19.61	16.65
		Cumulative time (s)	204.69	185.08
		Speed (m/s)	10.20	12.01
		Stride length (m)	5.97	5.87
		Stride duration (s)	0.471	0.489
		Stride efficiency (%)	55.64	53.87
		Stride count	33.52	34.06

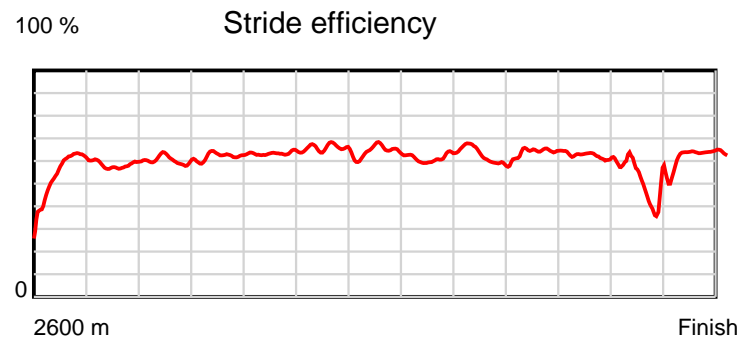
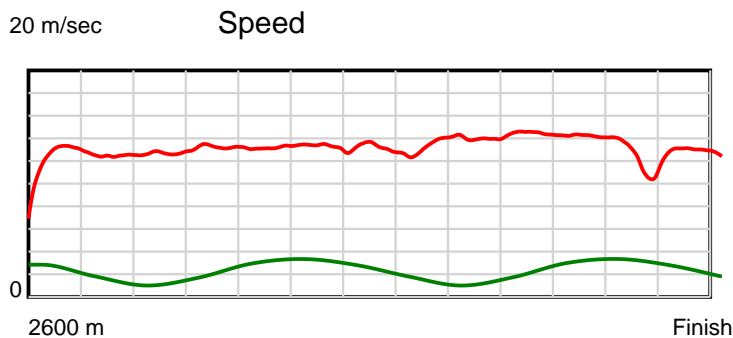
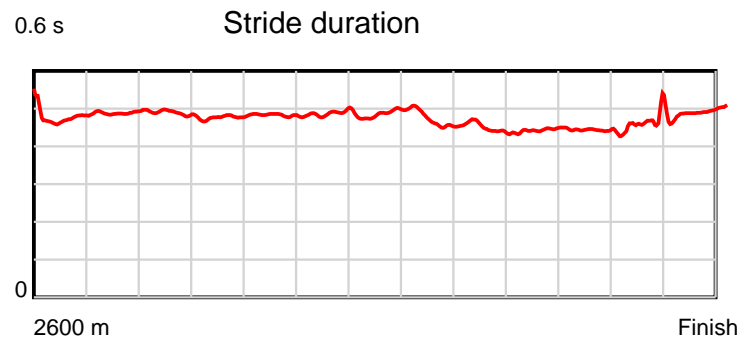
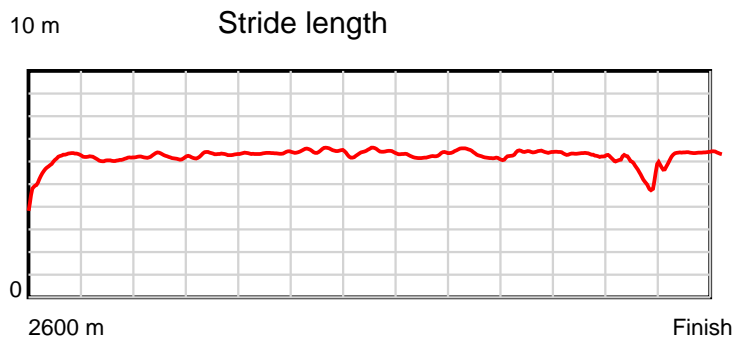
Disclaimer.

HRNZ and NZMTC and Thoroughbred Ratings Pty Ltd accepts no responsibility for the completeness or accuracy of any of the information contained herein, and makes no representations about its suitability for any particular purpose. Users should make their own judgements about those matters and/or seek independent advice. You assume all risks associated with use of the data provided on this page.

Race Results

September 01, 2023, Race 9, CANTERBURY RESOURCE RECOVERY LTD HCP TROT, Distance 2600m, Addington - Survey 3200m

Result	TAB no.	Horse (Barrier)	2200m to	2000m to	1800m to	1600m to	1400m to	1200m to	1000m to	800m to	600m to	400m to	200m to	Total or	Margin
13th	13	Outamyway (8)	2000m	1800m	1600m	1400m	1200m	1000m	800m	600m	400m	200m	WP	Average	
		Position in running (margin)	13(26.4)	13(27.2)	13(23.2)	13(17.6)	13(20.3)	12(18.0)	10(14.3)	6(8.1)	2(0.8)	4(1.3)	13(17.9)		21.90
		Sectional time (s)	15.97	15.12	15.46	15.36	15.06	15.30	14.64	13.82	14.56	17.55	15.59		
		Cumulative time (s)	168.43	152.46	137.34	121.88	106.52	91.46	76.16	61.52	47.70	33.14	15.59	3:24.69	
		Speed (m/s)	12.52	13.23	12.94	13.02	13.28	13.07	13.66	14.47	13.74	11.40	12.83	12.70	
		Stride length (m)	6.12	6.30	6.24	6.35	6.46	6.14	6.11	6.44	6.04	5.27	6.37	6.11	
		Stride duration (s)	0.489	0.477	0.483	0.488	0.487	0.469	0.447	0.445	0.440	0.463	0.496	0.481	
		Stride efficiency (%)	58.61	62.11	60.90	63.04	65.29	58.83	58.39	64.73	57.04	43.47	63.34	58.41	
		Stride count	32.66	31.72	32.04	31.49	30.94	32.60	32.72	31.08	33.10	37.92	31.41	425.26	



Note: Horizontal distance axis grid lines are 200m furlongs.

Disclaimer.

HRNZ and NZMTC and Thoroughbred Ratings Pty Ltd accepts no responsibility for the completeness or accuracy of any of the information contained herein, and makes no representations about its suitability for any particular purpose. Users should make their own judgements about those matters and/or seek independent advice. You assume all risks associated with use of the data provided on this page.