



Race Results

NZ Metropolitan Trotting Club Inc, HRNZ, September 15, 2023

Compilation date: September 15, 2023, 5:15:37 PM (NZST)

Copyright © 2023 HRNZ and NZMTC. All rights reserved.

Trademarks.

StrideMASTER is a registered trademark of Thoroughbred Ratings Pty Ltd.

Disclaimer.

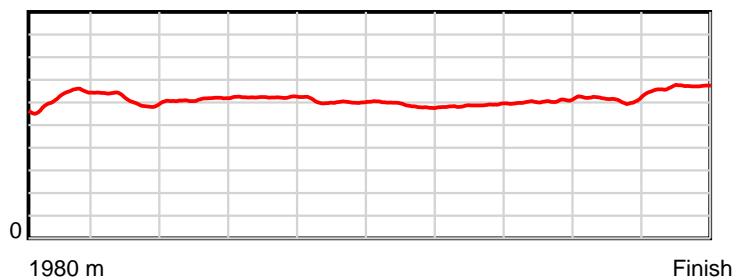
HRNZ and NZMTC and Thoroughbred Ratings Pty Ltd accepts no responsibility for the completeness or accuracy of any of the information contained herein, and makes no representations about its suitability for any particular purpose. Users should make their own judgements about those matters and/or seek independent advice. You assume all risks associated with use of the data provided on this page.

Race Results

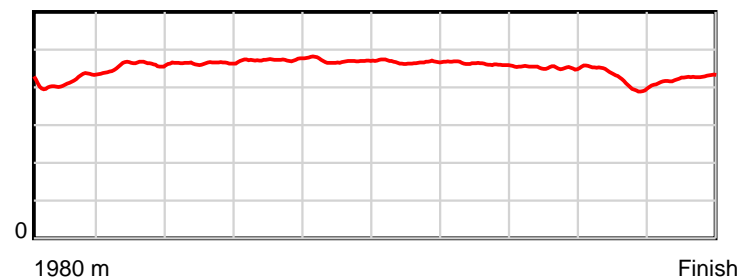
September 15, 2023, Race 1, IRT. YOUR HORSE. OUR PASSION. MOBILE PACE, Distance 1980m, Addington - Survey 1980m

Result	TAB no.	Horse (Barrier)	1980 to	1800m to	1600m to	1400m to	1200m to	1000m to	800m to	600m to	400m to	200m to	Total or	Margin
1st	7	McCrikey (5)	1800m	1600m	1400m	1200m	1000m	800m	600m	400m	200m	WP	Average	
		Position in running (margin)	-	1(0.0)	2(2.4)	2(1.8)	2(1.8)	2(1.9)	2(1.8)	3(1.8)	2(1.6)	2(0.4)		0.00
		Sectional time (s)	12.07	15.23	15.19	15.23	15.46	15.82	15.77	15.12	13.83	12.71		
		Cumulative time (s)	146.43	134.36	119.13	103.94	88.71	73.25	57.43	41.66	26.54	12.71	2:26.43	
		Speed (m/s)	14.92	13.13	13.17	13.13	12.94	12.64	12.68	13.23	14.46	15.74	13.52	
		Stride length (m)	6.21	6.02	6.11	6.21	6.08	5.90	5.87	5.99	6.12	6.68	6.11	
		Stride duration (s)	0.416	0.459	0.464	0.473	0.470	0.467	0.463	0.453	0.423	0.425	0.452	
		Stride efficiency (%)	60.24	56.64	58.38	60.31	57.84	54.43	53.79	56.05	58.44	69.80	58.36	
		Stride count	28.99	33.22	32.72	32.19	32.87	33.89	34.09	33.39	32.71	29.92	323.99	

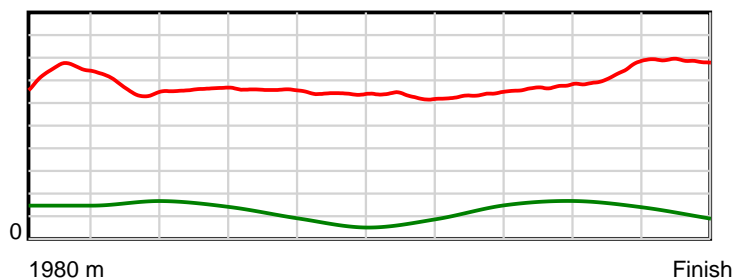
10 m Stride length



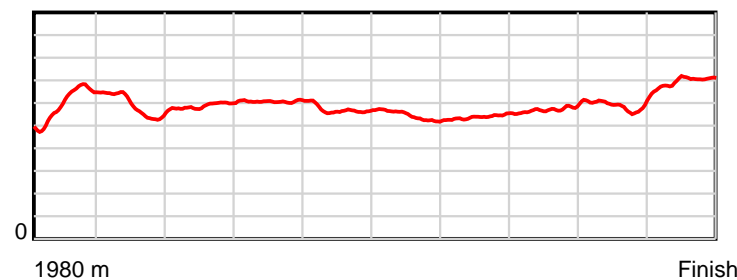
0.6 s Stride duration



20 m/sec Speed



100 % Stride efficiency



Note: Horizontal distance axis grid lines are 200m furlongs.

Disclaimer.

HRNZ and NZMTC and Thoroughbred Ratings Pty Ltd accepts no responsibility for the completeness or accuracy of any of the information contained herein, and makes no representations about its suitability for any particular purpose. Users should make their own judgements about those matters and/or seek independent advice. You assume all risks associated with use of the data provided on this page.



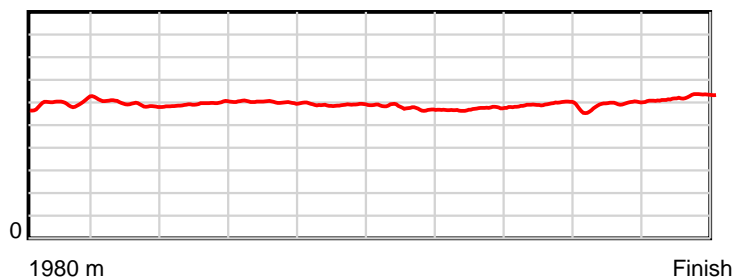
Race Results



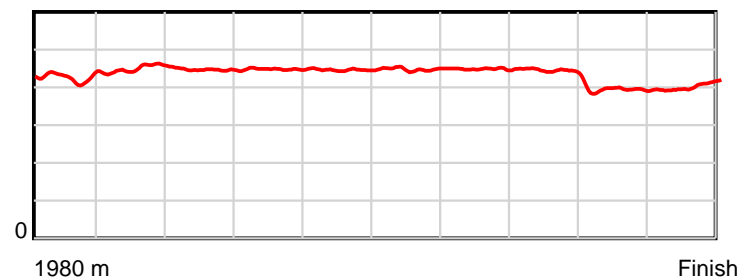
September 15, 2023, Race 1, IRT. YOUR HORSE. OUR PASSION. MOBILE PACE, Distance 1980m, Addington - Survey 1980m

Result	TAB no.	Horse (Barrier)	1980 to	1800m to	1600m to	1400m to	1200m to	1000m to	800m to	600m to	400m to	200m to	Total or	Margin
2nd	8	Commander Ben (6)	1800m	1600m	1400m	1200m	1000m	800m	600m	400m	200m	WP	Average	
		Position in running (margin)	-	7(5.4)	6(8.7)	6(8.1)	6(6.0)	5(4.7)	4(4.0)	4(3.1)	5(3.9)	3(1.5)		2.10
		Sectional time (s)	12.92	15.39	15.20	14.86	15.22	15.72	15.63	15.28	13.64	12.97		
		Cumulative time (s)	146.83	133.91	118.52	103.32	88.46	73.24	57.52	41.89	26.61	12.97	2:26.83	
		Speed (m/s)	13.93	13.00	13.16	13.46	13.14	12.72	12.80	13.09	14.66	15.42	13.49	
		Stride length (m)	5.98	5.84	5.88	6.03	5.86	5.70	5.74	5.78	5.76	6.23	5.87	
		Stride duration (s)	0.427	0.450	0.447	0.448	0.446	0.448	0.448	0.441	0.393	0.404	0.436	
		Stride efficiency (%)	55.97	53.32	53.98	56.84	53.69	50.74	51.42	52.13	51.80	60.64	53.92	
		Stride count	30.08	34.24	34.03	33.16	34.12	35.10	34.87	34.63	34.74	32.11	337.08	

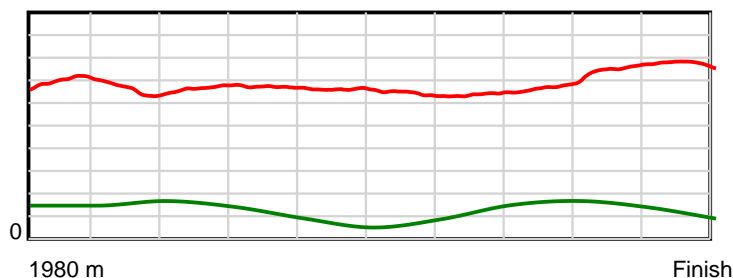
10 m Stride length



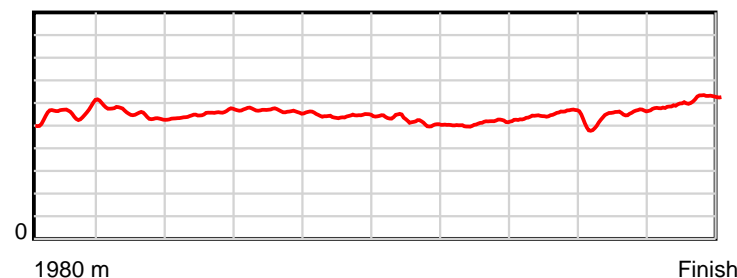
0.6 s Stride duration



20 m/sec Speed



100 % Stride efficiency



Note: Horizontal distance axis grid lines are 200m furlongs.

Disclaimer.

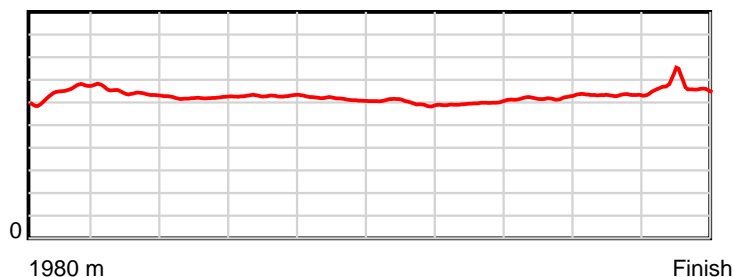
HRNZ and NZMTC and Thoroughbred Ratings Pty Ltd accepts no responsibility for the completeness or accuracy of any of the information contained herein, and makes no representations about its suitability for any particular purpose. Users should make their own judgements about those matters and/or seek independent advice. You assume all risks associated with use of the data provided on this page.

Race Results

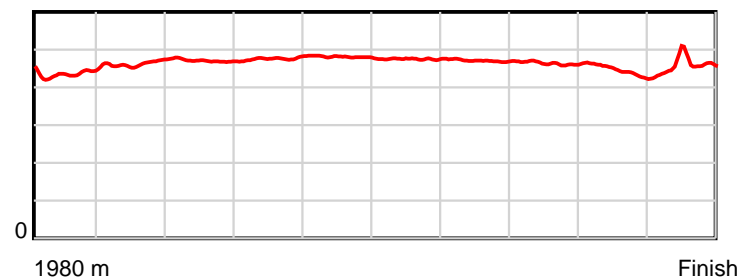
September 15, 2023, Race 1, IRT. YOUR HORSE. OUR PASSION. MOBILE PACE, Distance 1980m, Addington - Survey 1980m

Result	TAB no.	Horse (Barrier)	1980 to	1800m to	1600m to	1400m to	1200m to	1000m to	800m to	600m to	400m to	200m to	Total or	Margin
3rd	9	Superstar Lege... (7)	1800m	1600m	1400m	1200m	1000m	800m	600m	400m	200m	WP	Average	
		Position in running (margin)	-	2(0.3)	1(0.0)	1(0.0)	1(0.0)	1(0.0)	1(0.0)	1(0.0)	1(0.0)	1(0.0)		4.90
		Sectional time (s)	12.15	14.77	15.30	15.21	15.44	15.84	15.77	15.16	14.03	13.70		
		Cumulative time (s)	147.37	135.22	120.45	105.15	89.94	74.50	58.66	42.89	27.73	13.70	2:27.37	
		Speed (m/s)	14.82	13.54	13.07	13.15	12.95	12.63	12.68	13.19	14.26	14.60	13.44	
		Stride length (m)	6.45	6.28	6.15	6.27	6.22	6.00	5.97	6.12	6.32	6.67	6.24	
		Stride duration (s)	0.434	0.464	0.471	0.477	0.480	0.475	0.471	0.464	0.444	0.457	0.464	
		Stride efficiency (%)	64.97	61.56	59.10	61.35	60.48	56.23	55.66	58.46	62.45	69.59	60.76	
		Stride count	27.92	31.87	32.52	31.92	32.15	33.34	33.51	32.70	31.64	29.97	317.54	

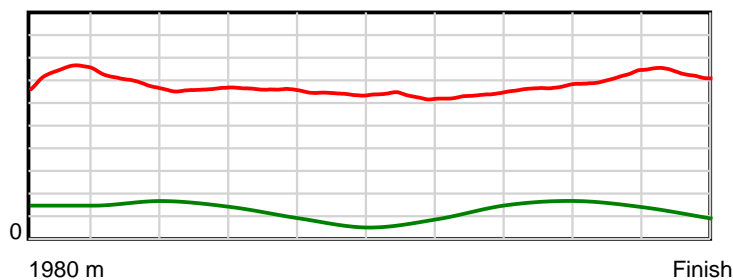
10 m Stride length



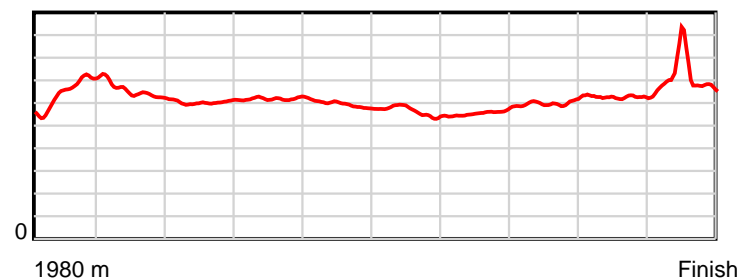
0.6 s Stride duration



20 m/sec Speed



100 % Stride efficiency



Note: Horizontal distance axis grid lines are 200m furlongs.

Disclaimer.

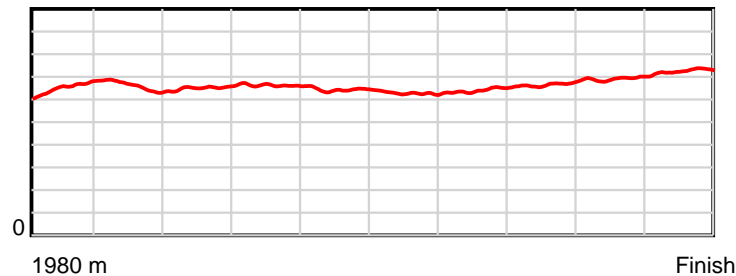
HRNZ and NZMTC and Thoroughbred Ratings Pty Ltd accepts no responsibility for the completeness or accuracy of any of the information contained herein, and makes no representations about its suitability for any particular purpose. Users should make their own judgements about those matters and/or seek independent advice. You assume all risks associated with use of the data provided on this page.

Race Results

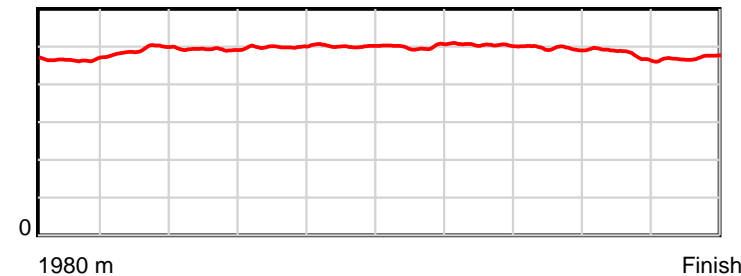
September 15, 2023, Race 1, IRT. YOUR HORSE. OUR PASSION. MOBILE PACE, Distance 1980m, Addington - Survey 1980m

Result	TAB no.	Horse (Barrier)	1980 to	1800m to	1600m to	1400m to	1200m to	1000m to	800m to	600m to	400m to	200m to	Total or	Margin
4th	1	Ideal Chevron (1)	1800m	1600m	1400m	1200m	1000m	800m	600m	400m	200m	WP	Average	
		Position in running (margin)	-	6(5.3)	5(7.4)	4(6.7)	5(5.7)	6(6.0)	6(5.7)	7(5.5)	6(5.4)	6(4.9)		5.60
		Sectional time (s)	12.91	15.17	15.20	15.05	15.49	15.79	15.74	15.15	13.95	13.04		
		Cumulative time (s)	147.49	134.58	119.41	104.21	89.16	73.67	57.88	42.14	26.99	13.04	2:27.49	
		Speed (m/s)	13.95	13.18	13.16	13.29	12.91	12.67	12.71	13.20	14.34	15.34	13.42	
		Stride length (m)	6.52	6.48	6.48	6.64	6.47	6.33	6.41	6.55	6.89	7.23	6.59	
		Stride duration (s)	0.465	0.492	0.492	0.500	0.501	0.500	0.505	0.496	0.481	0.471	0.491	
		Stride efficiency (%)	66.53	65.66	65.61	68.89	65.47	62.61	64.24	66.94	74.24	81.66	67.90	
		Stride count	27.59	30.85	30.87	30.12	30.90	31.60	31.19	30.56	29.02	27.67	300.37	

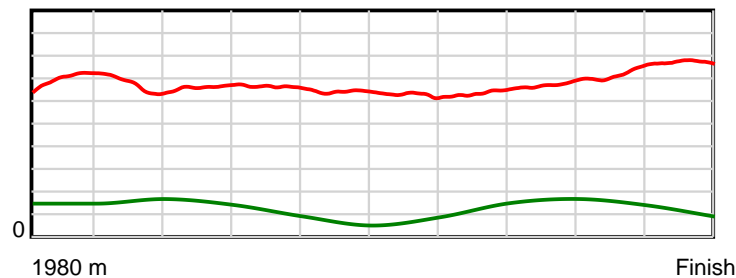
10 m Stride length



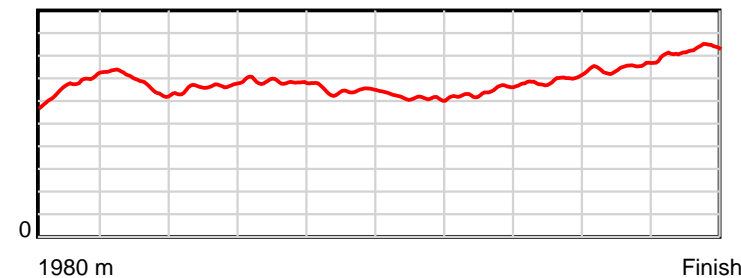
0.6 s Stride duration



20 m/sec Speed



100 % Stride efficiency



Note: Horizontal distance axis grid lines are 200m furlongs.

Disclaimer.

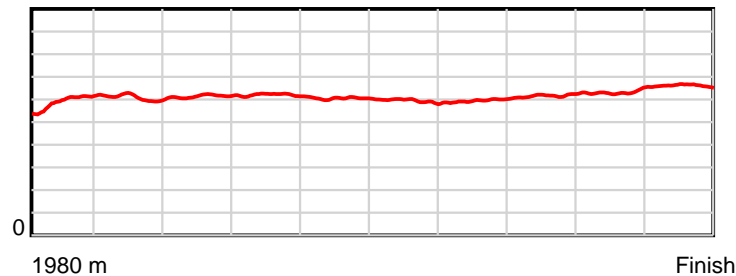
HRNZ and NZMTC and Thoroughbred Ratings Pty Ltd accepts no responsibility for the completeness or accuracy of any of the information contained herein, and makes no representations about its suitability for any particular purpose. Users should make their own judgements about those matters and/or seek independent advice. You assume all risks associated with use of the data provided on this page.

Race Results

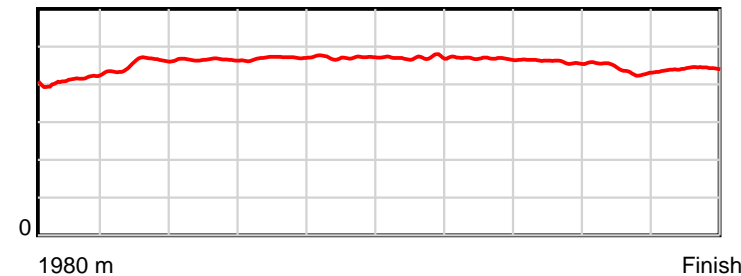
September 15, 2023, Race 1, IRT. YOUR HORSE. OUR PASSION. MOBILE PACE, Distance 1980m, Addington - Survey 1980m

Result	TAB no.	Horse (Barrier)	1980 to	1800m to	1600m to	1400m to	1200m to	1000m to	800m to	600m to	400m to	200m to	Total or	Margin
5th	2	Fergalicious (2)	1800m	1600m	1400m	1200m	1000m	800m	600m	400m	200m	WP	Average	
		Position in running (margin)	-	4(2.8)	3(4.4)	3(3.9)	3(3.6)	4(4.0)	5(4.1)	5(3.7)	4(3.1)	4(2.7)		5.70
		Sectional time (s)	12.52	15.09	15.22	15.16	15.51	15.87	15.70	15.06	13.98	13.41		
		Cumulative time (s)	147.52	135.00	119.91	104.69	89.53	74.02	58.15	42.45	27.39	13.41	2:27.52	
		Speed (m/s)	14.38	13.25	13.14	13.19	12.89	12.60	12.74	13.28	14.31	14.91	13.42	
		Stride length (m)	5.93	6.03	6.12	6.19	6.08	5.94	5.97	6.12	6.30	6.58	6.12	
		Stride duration (s)	0.411	0.455	0.466	0.469	0.471	0.471	0.468	0.461	0.440	0.441	0.456	
		Stride efficiency (%)	54.96	56.81	58.52	59.93	57.73	55.05	55.61	58.49	61.99	67.70	58.55	
		Stride count	30.35	33.17	32.68	32.30	32.90	33.70	33.53	32.69	31.75	30.39	323.46	

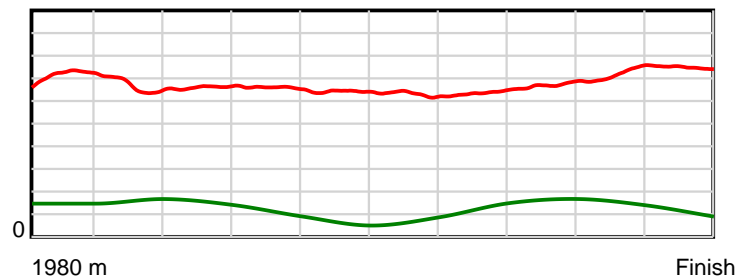
10 m Stride length



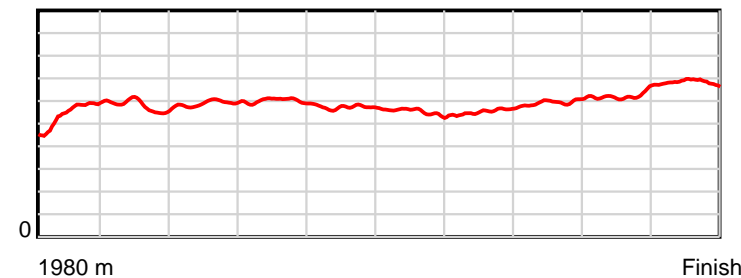
0.6 s Stride duration



20 m/sec Speed



100 % Stride efficiency



Note: Horizontal distance axis grid lines are 200m furlongs.

Disclaimer.

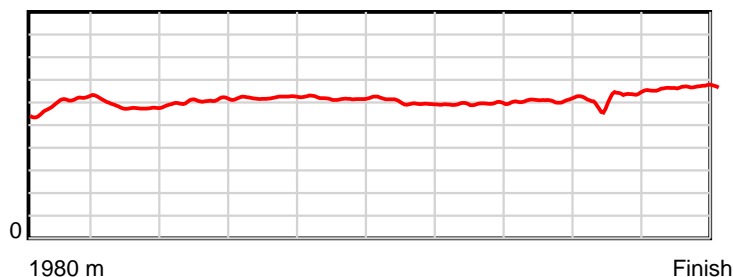
HRNZ and NZMTC and Thoroughbred Ratings Pty Ltd accepts no responsibility for the completeness or accuracy of any of the information contained herein, and makes no representations about its suitability for any particular purpose. Users should make their own judgements about those matters and/or seek independent advice. You assume all risks associated with use of the data provided on this page.

Race Results

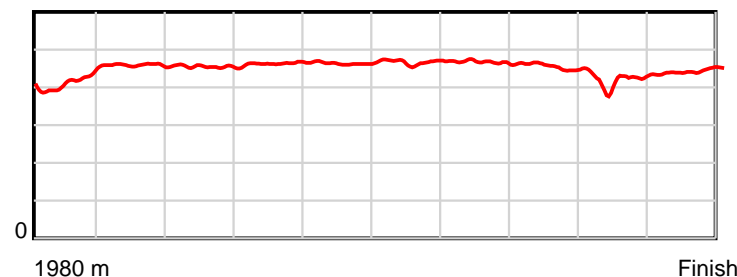
September 15, 2023, Race 1, IRT. YOUR HORSE. OUR PASSION. MOBILE PACE, Distance 1980m, Addington - Survey 1980m

Result	TAB no.	Horse (Barrier)	1980 to	1800m to	1600m to	1400m to	1200m to	1000m to	800m to	600m to	400m to	200m to	Total or	Margin
6th	5	Wolf Of Wall S... (4)	1800m	1600m	1400m	1200m	1000m	800m	600m	400m	200m	WP	Average	
		Position in running (margin)	-	3(2.7)	7(11.5)	7(10.6)	7(8.4)	7(6.2)	7(5.9)	6(5.0)	7(5.9)	5(4.9)		7.40
		Sectional time (s)	12.58	16.29	15.16	14.84	15.08	15.79	15.61	15.32	13.87	13.29		
		Cumulative time (s)	147.83	135.25	118.96	103.80	88.96	73.88	58.09	42.48	27.16	13.29	2:27.83	
		Speed (m/s)	14.31	12.28	13.19	13.48	13.26	12.67	12.81	13.05	14.42	15.05	13.39	
		Stride length (m)	5.95	5.64	6.00	6.25	6.15	5.92	5.98	5.94	6.04	6.69	6.05	
		Stride duration (s)	0.413	0.459	0.455	0.464	0.464	0.467	0.467	0.455	0.419	0.445	0.451	
		Stride efficiency (%)	55.26	49.68	56.26	61.04	59.16	54.69	55.92	55.05	56.99	69.95	57.11	
		Stride count	30.27	35.47	33.33	32.00	32.50	33.81	33.43	33.70	33.12	29.89	327.52	

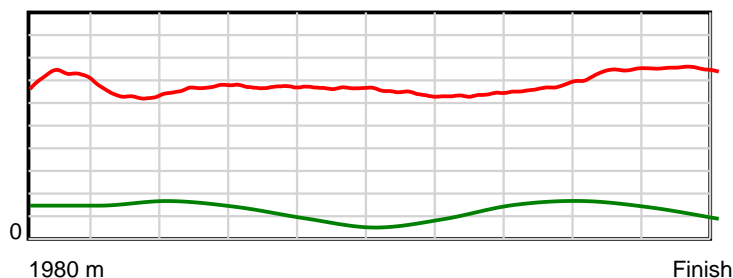
10 m Stride length



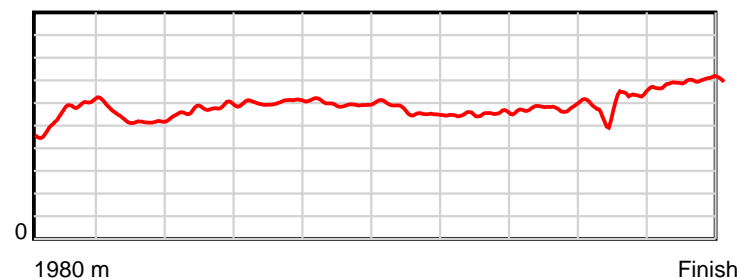
0.6 s Stride duration



20 m/sec Speed



100 % Stride efficiency



Note: Horizontal distance axis grid lines are 200m furlongs.

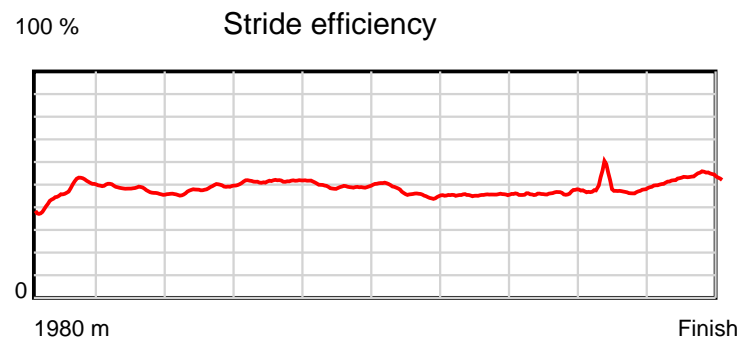
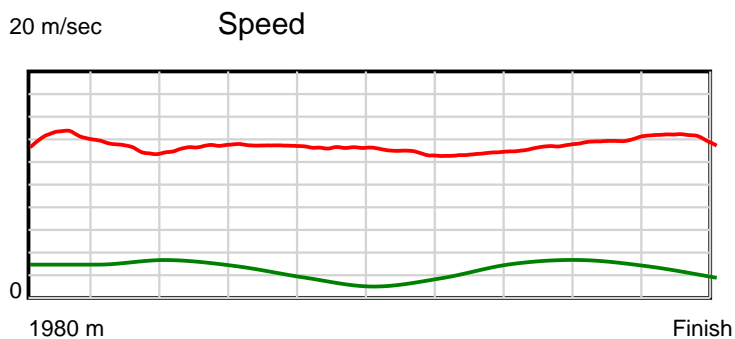
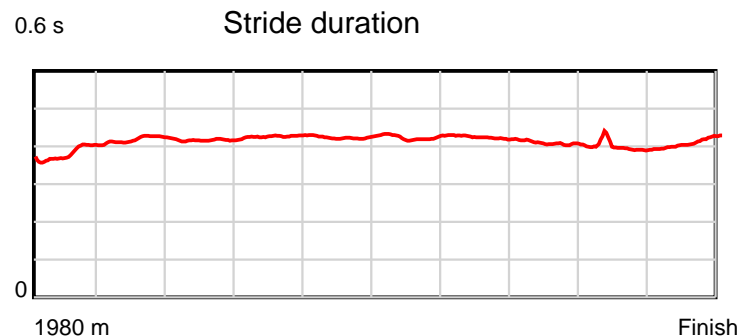
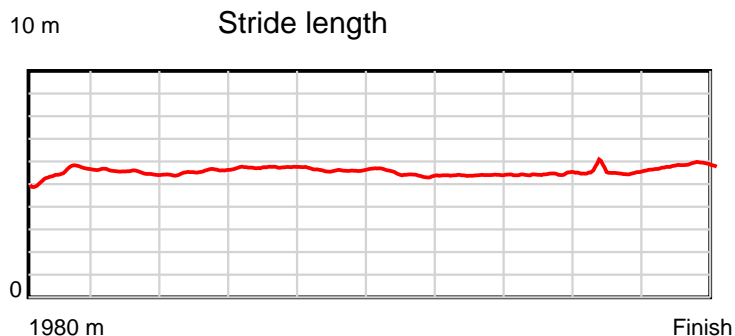
Disclaimer.

HRNZ and NZMTC and Thoroughbred Ratings Pty Ltd accepts no responsibility for the completeness or accuracy of any of the information contained herein, and makes no representations about its suitability for any particular purpose. Users should make their own judgements about those matters and/or seek independent advice. You assume all risks associated with use of the data provided on this page.

Race Results

September 15, 2023, Race 1, IRT. YOUR HORSE. OUR PASSION. MOBILE PACE, Distance 1980m, Addington - Survey 1980m

Result	TAB no.	Horse (Barrier)	1980 to	1800m to	1600m to	1400m to	1200m to	1000m to	800m to	600m to	400m to	200m to	Total or	Margin
7th	3	Takemybreathaw... (3)	1800m	1600m	1400m	1200m	1000m	800m	600m	400m	200m	WP	Average	
		Position in running (margin)	-	5(3.0)	4(7.0)	5(6.8)	4(4.6)	3(2.6)	3(2.0)	2(1.6)	3(2.4)	7(5.7)		12.20
		Sectional time (s)	12.52	15.51	15.27	14.85	15.10	15.74	15.71	15.30	14.58	14.18		
		Cumulative time (s)	148.76	136.24	120.73	105.46	90.61	75.51	59.77	44.06	28.76	14.18	2:28.76	
		Speed (m/s)	14.38	12.89	13.10	13.47	13.25	12.71	12.73	13.07	13.72	14.10	13.31	
		Stride length (m)	5.47	5.39	5.45	5.75	5.61	5.39	5.39	5.33	5.44	5.81	5.50	
		Stride duration (s)	0.382	0.418	0.416	0.427	0.424	0.424	0.424	0.408	0.397	0.412	0.413	
		Stride efficiency (%)	46.75	45.45	46.48	51.60	49.14	45.33	45.44	44.48	46.26	52.68	47.25	
		Stride count	32.91	37.09	36.67	34.80	35.66	37.14	37.09	37.49	36.76	34.45	360.06	



Note: Horizontal distance axis grid lines are 200m furlongs.

Disclaimer.

HRNZ and NZMTC and Thoroughbred Ratings Pty Ltd accepts no responsibility for the completeness or accuracy of any of the information contained herein, and makes no representations about its suitability for any particular purpose. Users should make their own judgements about those matters and/or seek independent advice. You assume all risks associated with use of the data provided on this page.