



Race Results

NZ Metropolitan Trotting Club Inc, HRNZ, September 21, 2023

Compilation date: September 21, 2023, 5:31:48 PM (NZST)

Copyright © 2023 HRNZ and NZMTC. All rights reserved.

Trademarks.

StrideMASTER is a registered trademark of Thoroughbred Ratings Pty Ltd.

Disclaimer.

HRNZ and NZMTC and Thoroughbred Ratings Pty Ltd accepts no responsibility for the completeness or accuracy of any of the information contained herein, and makes no representations about its suitability for any particular purpose. Users should make their own judgements about those matters and/or seek independent advice. You assume all risks associated with use of the data provided on this page.



Race Results



September 21, 2023, Race 1, IRT. YOUR HORSE. OUR PASSION. HANDICAP TROT, Distance 2600m, Addington - Survey 3200m

Result	TAB no.	Horse (Barrier)	2600 to	2400m to
1st	8	Cormoran Strik... (3)	2400m	2200m
		Position in running (margin)	-	8(18.1)
		Sectional time (s)	19.77	15.10
		Cumulative time (s)	201.00	181.23
		Speed (m/s)	10.12	13.25
		Stride length (m)	5.63	6.28
		Stride duration (s)	0.488	0.474
		Stride efficiency (%)	49.46	61.58
		Stride count	35.55	31.86

Disclaimer.

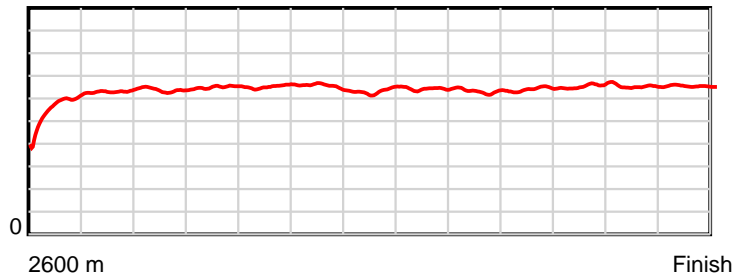
HRNZ and NZMTC and Thoroughbred Ratings Pty Ltd accepts no responsibility for the completeness or accuracy of any of the information contained herein, and makes no representations about its suitability for any particular purpose. Users should make their own judgements about those matters and/or seek independent advice. You assume all risks associated with use of the data provided on this page.

Race Results

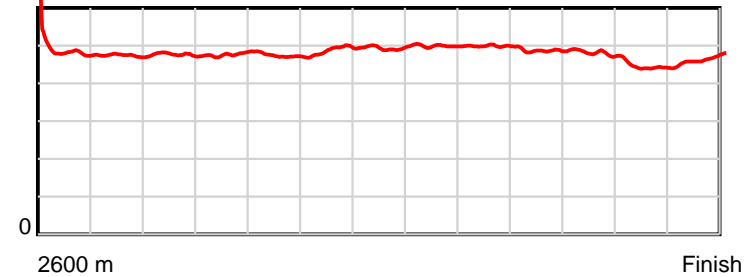
September 21, 2023, Race 1, IRT. YOUR HORSE. OUR PASSION. HANDICAP TROT, Distance 2600m, Addington - Survey 3200m

Result	TAB no.	Horse (Barrier)	2200m to	2000m to	1800m to	1600m to	1400m to	1200m to	1000m to	800m to	600m to	400m to	200m to	Total or	Margin
1st	8	Cormoran Strik... (3)	2000m	1800m	1600m	1400m	1200m	1000m	800m	600m	400m	200m	WP	Average	
		Position in running (margin)	8(18.4)	8(18.3)	8(15.2)	8(14.3)	8(11.3)	9(10.6)	9(8.6)	9(8.4)	8(7.8)	8(7.1)	4(2.7)		0.00
		Sectional time (s)	15.13	14.77	14.79	15.12	15.65	15.78	16.26	15.26	15.05	14.10	14.22		
		Cumulative time (s)	166.13	151.00	136.23	121.44	106.32	90.67	74.89	58.63	43.37	28.32	14.22	3:21.00	
		Speed (m/s)	13.22	13.54	13.52	13.23	12.78	12.67	12.30	13.11	13.29	14.18	14.06	12.94	
		Stride length (m)	6.30	6.45	6.41	6.45	6.31	6.32	6.14	6.38	6.38	6.28	6.56	6.29	
		Stride duration (s)	0.477	0.476	0.474	0.487	0.494	0.499	0.499	0.487	0.480	0.443	0.466	0.486	
		Stride efficiency (%)	62.02	65.03	64.28	64.93	62.29	62.49	58.83	63.55	63.57	61.66	67.17	61.83	
		Stride count	31.75	31.00	31.18	31.03	31.68	31.63	32.59	31.36	31.36	31.84	30.50	413.33	

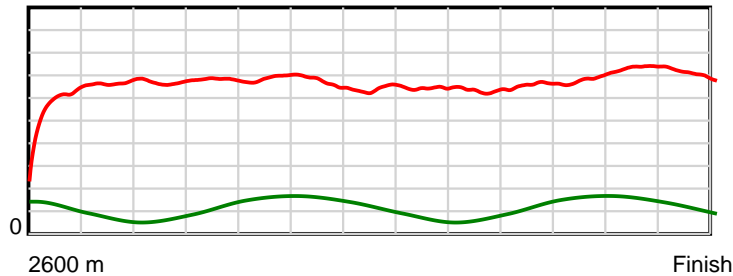
10 m Stride length



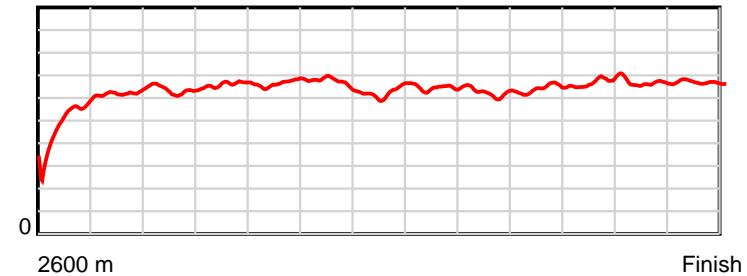
0.6 s Stride duration



20 m/sec Speed



100 % Stride efficiency



Note: Horizontal distance axis grid lines are 200m furlongs.

Disclaimer.

HRNZ and NZMTC and Thoroughbred Ratings Pty Ltd accepts no responsibility for the completeness or accuracy of any of the information contained herein, and makes no representations about its suitability for any particular purpose. Users should make their own judgements about those matters and/or seek independent advice. You assume all risks associated with use of the data provided on this page.



Race Results



September 21, 2023, Race 1, IRT. YOUR HORSE. OUR PASSION. HANDICAP TROT, Distance 2600m, Addington - Survey 3200m

Result	TAB no.	Horse (Barrier)	2600 to	2400m to
2nd	9	La Dama (5)	2400m	2200m
		Position in running (margin)	-	2(2.1)
		Sectional time (s)	17.07	14.97
		Cumulative time (s)	201.30	184.23
		Speed (m/s)	11.72	13.36
		Stride length (m)	5.58	5.91
		Stride duration (s)	0.436	0.442
		Stride efficiency (%)	48.74	54.60
		Stride count	35.81	33.83

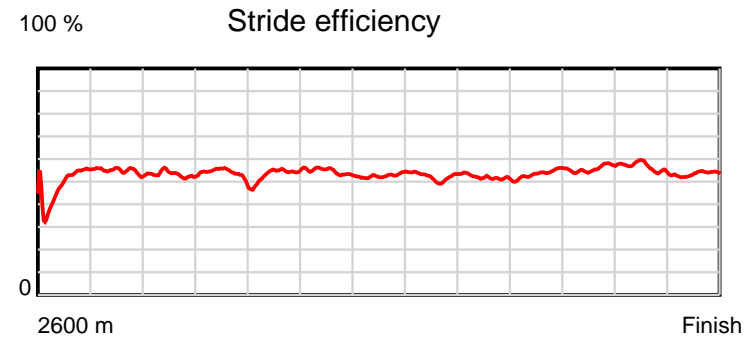
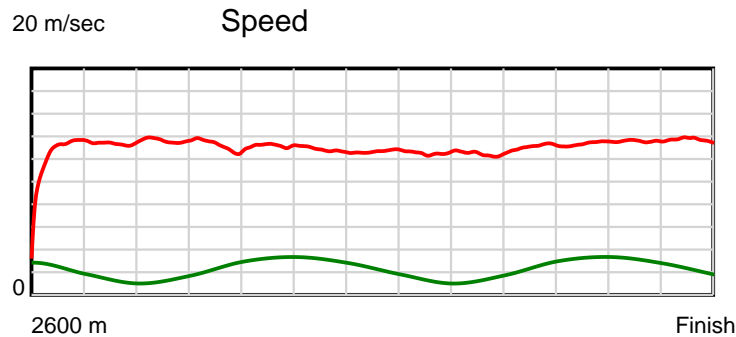
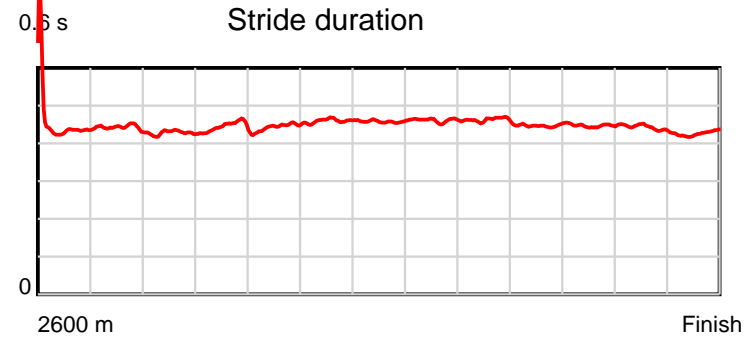
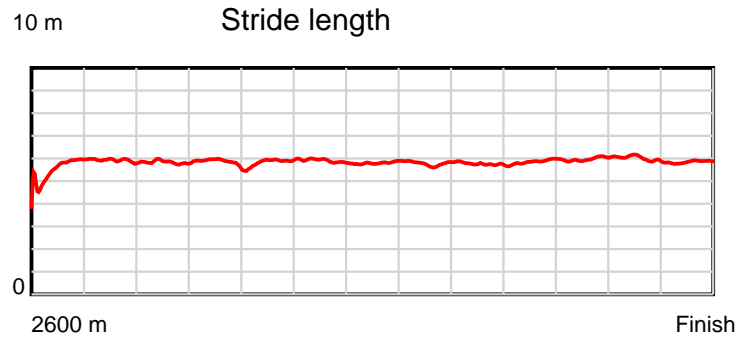
Disclaimer.

HRNZ and NZMTC and Thoroughbred Ratings Pty Ltd accepts no responsibility for the completeness or accuracy of any of the information contained herein, and makes no representations about its suitability for any particular purpose. Users should make their own judgements about those matters and/or seek independent advice. You assume all risks associated with use of the data provided on this page.

Race Results

September 21, 2023, Race 1, IRT. YOUR HORSE. OUR PASSION. HANDICAP TROT, Distance 2600m, Addington - Survey 3200m

Result	TAB no.	Horse (Barrier)	2200m to	2000m to	1800m to	1600m to	1400m to	1200m to	1000m to	800m to	600m to	400m to	200m to	Total or	Margin
2nd	9	La Dama (5)	2000m	1800m	1600m	1400m	1200m	1000m	800m	600m	400m	200m	WP	Average	
		Position in running (margin)	2(1.6)	2(0.3)	1(0.0)	2(2.2)	2(2.2)	2(2.3)	2(1.8)	2(2.1)	3(2.0)	3(2.2)	3(1.8)		1.70
		Sectional time (s)	14.93	15.23	15.31	15.62	15.78	16.01	16.36	15.33	15.22	14.75	14.72		
		Cumulative time (s)	169.26	154.33	139.10	123.79	108.17	92.39	76.38	60.02	44.69	29.47	14.72	3:21.30	
		Speed (m/s)	13.40	13.13	13.06	12.80	12.67	12.49	12.22	13.05	13.14	13.56	13.59	12.92	
		Stride length (m)	5.73	5.82	5.80	5.88	5.80	5.76	5.65	5.84	5.87	5.98	5.80	5.80	
		Stride duration (s)	0.428	0.443	0.444	0.460	0.458	0.461	0.462	0.448	0.447	0.441	0.427	0.449	
		Stride efficiency (%)	51.32	52.97	52.51	54.06	52.52	51.76	49.82	53.27	53.90	55.82	52.63	52.56	
		Stride count	34.90	34.35	34.50	34.00	34.50	34.75	35.42	34.26	34.05	33.46	34.46	448.29	



Note: Horizontal distance axis grid lines are 200m furlongs.

Disclaimer.

HRNZ and NZMTC and Thoroughbred Ratings Pty Ltd accepts no responsibility for the completeness or accuracy of any of the information contained herein, and makes no representations about its suitability for any particular purpose. Users should make their own judgements about those matters and/or seek independent advice. You assume all risks associated with use of the data provided on this page.



Race Results



September 21, 2023, Race 1, IRT. YOUR HORSE. OUR PASSION. HANDICAP TROT, Distance 2600m, Addington - Survey 3200m

Result	TAB no.	Horse (Barrier)	2600 to	2400m to
3rd	7	Kowhai Sunset (1)	2400m	2200m
		Position in running (margin)	-	3(2.8)
		Sectional time (s)	17.10	15.15
		Cumulative time (s)	201.31	184.21
		Speed (m/s)	11.70	13.20
		Stride length (m)	5.80	6.34
		Stride duration (s)	0.482	0.481
		Stride efficiency (%)	52.57	62.86
		Stride count	34.48	31.53

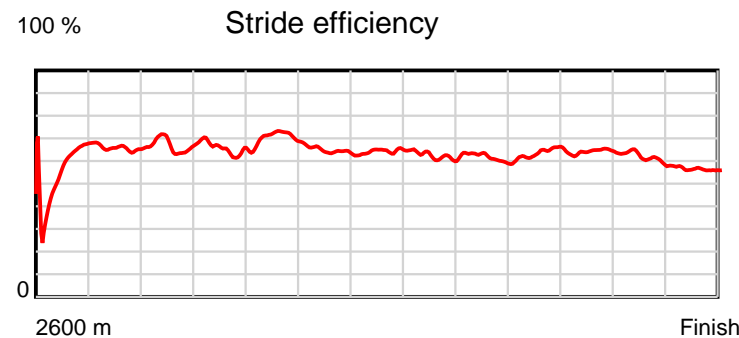
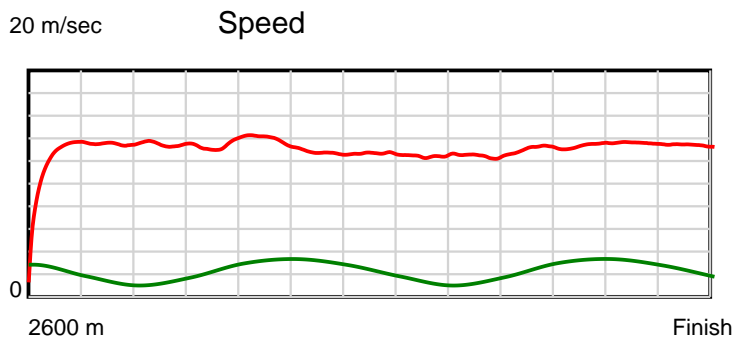
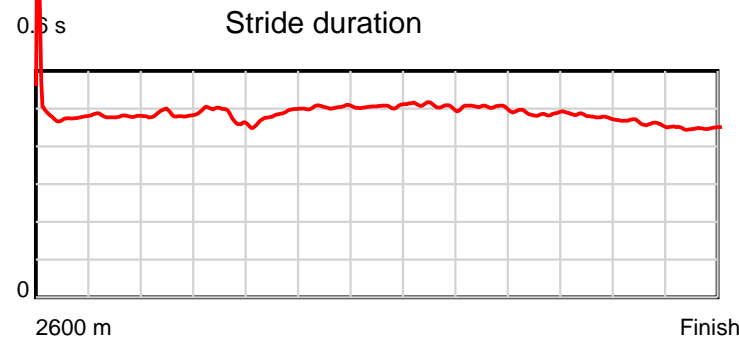
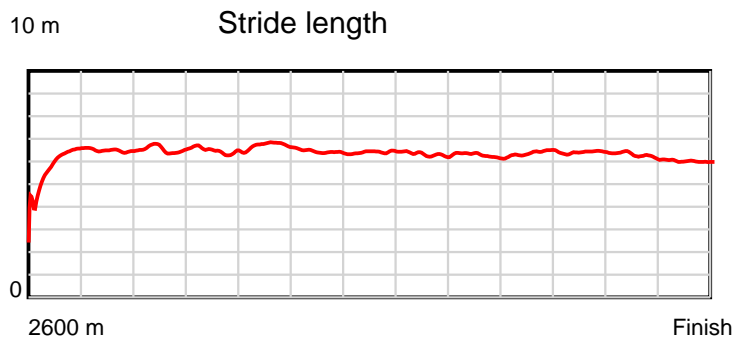
Disclaimer.

HRNZ and NZMTC and Thoroughbred Ratings Pty Ltd accepts no responsibility for the completeness or accuracy of any of the information contained herein, and makes no representations about its suitability for any particular purpose. Users should make their own judgements about those matters and/or seek independent advice. You assume all risks associated with use of the data provided on this page.

Race Results

September 21, 2023, Race 1, IRT. YOUR HORSE. OUR PASSION. HANDICAP TROT, Distance 2600m, Addington - Survey 3200m

Result	TAB no.	Horse (Barrier)	2200m to	2000m to	1800m to	1600m to	1400m to	1200m to	1000m to	800m to	600m to	400m to	200m to	Total or	Margin
3rd	7	Kowhai Sunset (1)	2000m	1800m	1600m	1400m	1200m	1000m	800m	600m	400m	200m	WP	Average	
		Position in running (margin)	3(3.4)	4(2.9)	2(0.9)	1(0.0)	1(0.0)	1(0.0)	1(0.0)	1(0.0)	1(0.0)	1(0.0)	1(0.0)		1.80
		Sectional time (s)	15.06	14.95	14.78	15.63	15.76	16.11	16.30	15.35	15.18	14.82	15.12		
		Cumulative time (s)	169.06	154.00	139.05	124.27	108.64	92.88	76.77	60.47	45.12	29.94	15.12	3:21.31	
		Speed (m/s)	13.28	13.38	13.53	12.80	12.69	12.41	12.27	13.03	13.18	13.50	13.23	12.92	
		Stride length (m)	6.43	6.46	6.56	6.45	6.42	6.29	6.18	6.36	6.31	6.22	5.93	6.28	
		Stride duration (s)	0.484	0.483	0.485	0.504	0.506	0.507	0.504	0.488	0.478	0.461	0.448	0.486	
		Stride efficiency (%)	64.66	65.27	67.15	65.02	64.47	61.92	59.67	63.12	62.12	60.41	55.00	61.66	
		Stride count	31.09	30.95	30.51	31.00	31.14	31.77	32.36	31.47	31.72	32.17	33.71	413.90	



Note: Horizontal distance axis grid lines are 200m furlongs.

Disclaimer.

HRNZ and NZMTC and Thoroughbred Ratings Pty Ltd accepts no responsibility for the completeness or accuracy of any of the information contained herein, and makes no representations about its suitability for any particular purpose. Users should make their own judgements about those matters and/or seek independent advice. You assume all risks associated with use of the data provided on this page.



Race Results



September 21, 2023, Race 1, IRT. YOUR HORSE. OUR PASSION. HANDICAP TROT, Distance 2600m, Addington - Survey 3200m

Result	TAB no.	Horse (Barrier)	2600 to	2400m to
4th	3	Looklikeatrix... (7)	2400m	2200m
		Position in running (margin)	-	7(8.0)
		Sectional time (s)	18.04	15.41
		Cumulative time (s)	201.45	183.41
		Speed (m/s)	11.09	12.98
		Stride length (m)	5.36	5.99
		Stride duration (s)	0.469	0.461
		Stride efficiency (%)	44.83	56.02
		Stride count	37.34	33.40

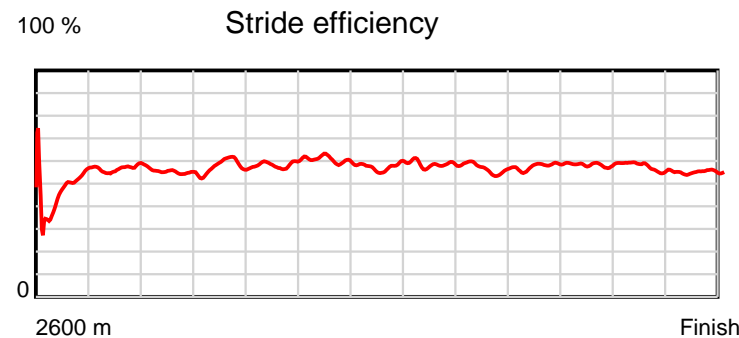
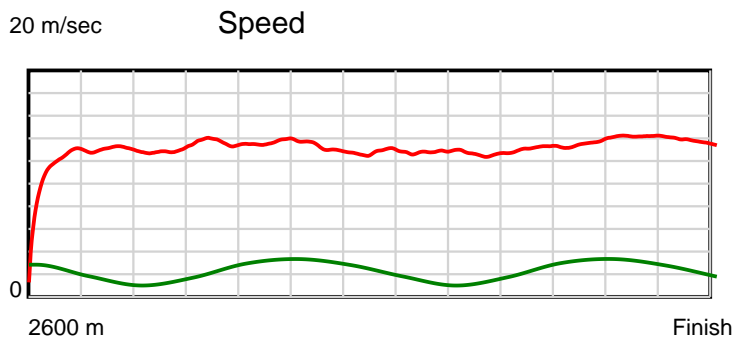
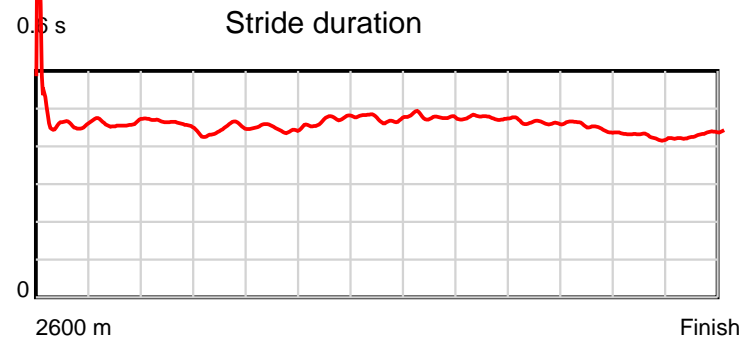
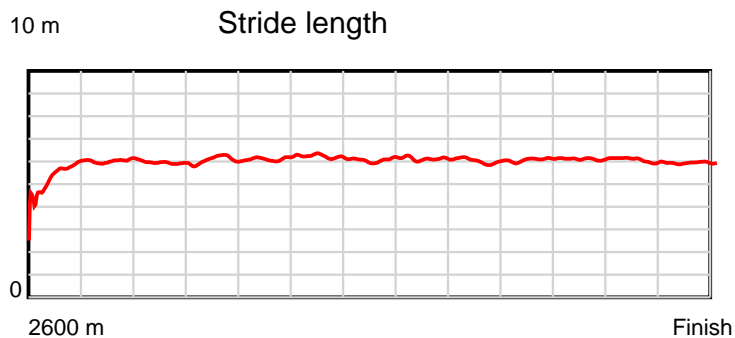
Disclaimer.

HRNZ and NZMTC and Thoroughbred Ratings Pty Ltd accepts no responsibility for the completeness or accuracy of any of the information contained herein, and makes no representations about its suitability for any particular purpose. Users should make their own judgements about those matters and/or seek independent advice. You assume all risks associated with use of the data provided on this page.

Race Results

September 21, 2023, Race 1, IRT. YOUR HORSE. OUR PASSION. HANDICAP TROT, Distance 2600m, Addington - Survey 3200m

Result	TAB no.	Horse (Barrier)	2200m to	2000m to	1800m to	1600m to	1400m to	1200m to	1000m to	800m to	600m to	400m to	200m to	Total or	Margin
4th	3	Looklikeatrix... (7)	2000m	1800m	1600m	1400m	1200m	1000m	800m	600m	400m	200m	WP	Average	
		Position in running (margin)	7(10.2)	7(14.0)	7(10.1)	7(10.3)	7(9.0)	7(7.8)	7(6.7)	6(6.1)	6(5.7)	6(5.1)	5(3.2)		2.60
		Sectional time (s)	15.78	14.63	14.98	15.41	15.57	15.93	16.20	15.28	15.09	14.49	14.64		
		Cumulative time (s)	168.00	152.22	137.59	122.61	107.20	91.63	75.70	59.50	44.22	29.13	14.64	3:21.45	
		Speed (m/s)	12.67	13.67	13.35	12.98	12.85	12.55	12.35	13.09	13.25	13.80	13.66	12.91	
		Stride length (m)	5.85	6.07	5.98	6.09	6.09	6.00	5.88	6.05	5.95	5.87	5.91	5.92	
		Stride duration (s)	0.462	0.444	0.448	0.470	0.474	0.478	0.476	0.462	0.449	0.425	0.432	0.459	
		Stride efficiency (%)	53.54	57.55	55.84	58.01	57.93	56.28	54.02	57.27	55.33	53.83	54.51	54.83	
		Stride count	34.17	32.96	33.46	32.82	32.85	33.33	34.02	33.04	33.61	34.08	33.86	438.94	



Note: Horizontal distance axis grid lines are 200m furlongs.

Disclaimer.

HRNZ and NZMTC and Thoroughbred Ratings Pty Ltd accepts no responsibility for the completeness or accuracy of any of the information contained herein, and makes no representations about its suitability for any particular purpose. Users should make their own judgements about those matters and/or seek independent advice. You assume all risks associated with use of the data provided on this page.



Race Results



September 21, 2023, Race 1, IRT. YOUR HORSE. OUR PASSION. HANDICAP TROT, Distance 2600m, Addington - Survey 3200m

Result	TAB no.	Horse (Barrier)	2600 to	2400m to
5th	11	Dwindle Star (8)	2400m	2200m
		Position in running (margin)	-	4(3.8)
		Sectional time (s)	17.47	15.11
		Cumulative time (s)	201.48	184.01
		Speed (m/s)	11.45	13.24
		Stride length (m)	5.54	5.85
		Stride duration (s)	0.438	0.442
		Stride efficiency (%)	47.91	53.52
		Stride count	36.12	34.18

Disclaimer.

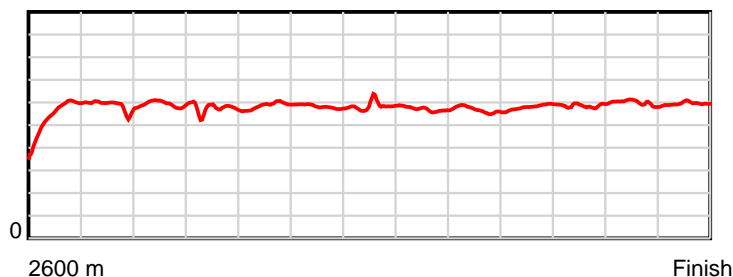
HRNZ and NZMTC and Thoroughbred Ratings Pty Ltd accepts no responsibility for the completeness or accuracy of any of the information contained herein, and makes no representations about its suitability for any particular purpose. Users should make their own judgements about those matters and/or seek independent advice. You assume all risks associated with use of the data provided on this page.

Race Results

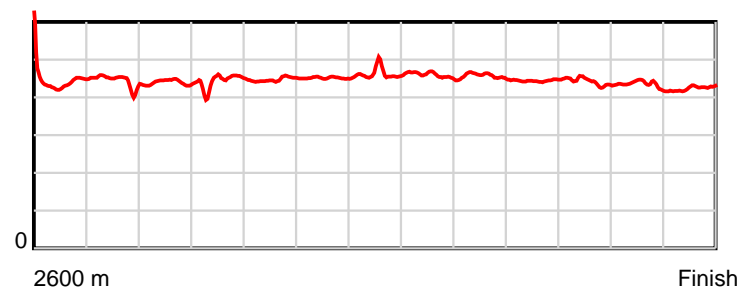
September 21, 2023, Race 1, IRT. YOUR HORSE. OUR PASSION. HANDICAP TROT, Distance 2600m, Addington - Survey 3200m

Result	TAB no.	Horse (Barrier)	2200m to	2000m to	1800m to	1600m to	1400m to	1200m to	1000m to	800m to	600m to	400m to	200m to	Total or	Margin
5th	11	Dwindle Star (8)	2000m	1800m	1600m	1400m	1200m	1000m	800m	600m	400m	200m	WP	Average	
		Position in running (margin)	4(4.1)	3(2.7)	4(4.2)	5(6.9)	5(6.6)	6(6.6)	6(6.3)	7(6.3)	7(5.7)	7(6.2)	7(5.3)		2.80
		Sectional time (s)	14.90	15.54	15.38	15.58	15.77	16.07	16.29	15.26	15.25	14.67	14.19		
		Cumulative time (s)	168.90	154.00	138.46	123.08	107.50	91.73	75.66	59.37	44.11	28.86	14.19	3:21.48	
		Speed (m/s)	13.42	12.87	13.00	12.84	12.68	12.45	12.28	13.11	13.11	13.63	14.09	12.90	
		Stride length (m)	5.90	5.70	5.79	5.79	5.83	5.71	5.60	5.82	5.76	5.90	5.99	5.78	
		Stride duration (s)	0.440	0.443	0.445	0.451	0.460	0.459	0.456	0.444	0.440	0.433	0.425	0.448	
		Stride efficiency (%)	54.44	50.70	52.34	52.43	53.11	50.99	49.06	52.96	51.90	54.40	56.11	52.23	
		Stride count	33.88	35.11	34.56	34.53	34.31	35.01	35.69	34.36	34.70	33.90	33.38	449.73	

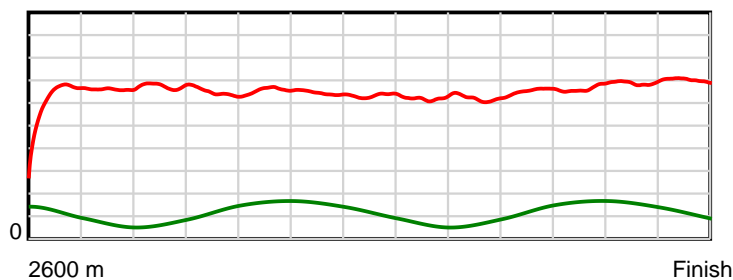
10 m Stride length



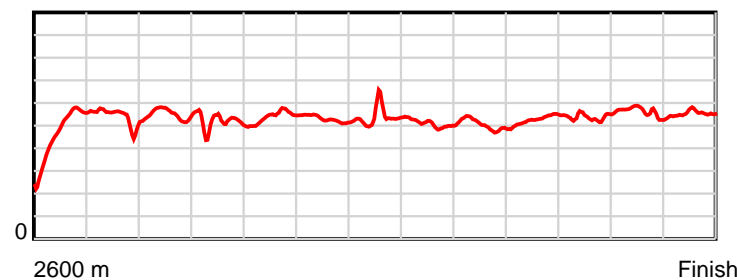
0.6 s Stride duration



20 m/sec Speed



100 % Stride efficiency



Note: Horizontal distance axis grid lines are 200m furlongs.

Disclaimer.

HRNZ and NZMTC and Thoroughbred Ratings Pty Ltd accepts no responsibility for the completeness or accuracy of any of the information contained herein, and makes no representations about its suitability for any particular purpose. Users should make their own judgements about those matters and/or seek independent advice. You assume all risks associated with use of the data provided on this page.



Race Results



September 21, 2023, Race 1, IRT. YOUR HORSE. OUR PASSION. HANDICAP TROT, Distance 2600m, Addington - Survey 3200m

Result	TAB no.	Horse (Barrier)	2600 to	2400m to
6th	6	Waihemo Hannah (0)	2400m	2200m
		Position in running (margin)	-	5(5.6)
		Sectional time (s)	17.79	15.55
		Cumulative time (s)	202.42	184.63
		Speed (m/s)	11.24	12.86
		Stride length (m)	5.34	5.87
		Stride duration (s)	0.465	0.456
		Stride efficiency (%)	44.62	53.77
		Stride count	37.43	34.10

Disclaimer.

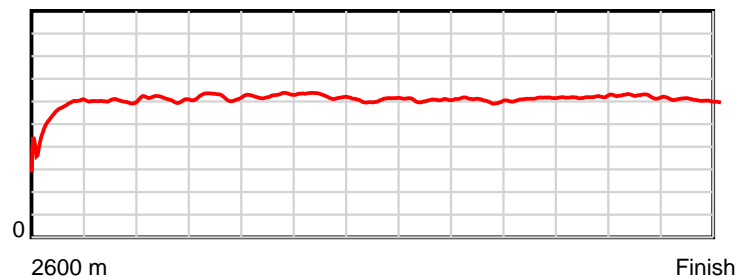
HRNZ and NZMTC and Thoroughbred Ratings Pty Ltd accepts no responsibility for the completeness or accuracy of any of the information contained herein, and makes no representations about its suitability for any particular purpose. Users should make their own judgements about those matters and/or seek independent advice. You assume all risks associated with use of the data provided on this page.

Race Results

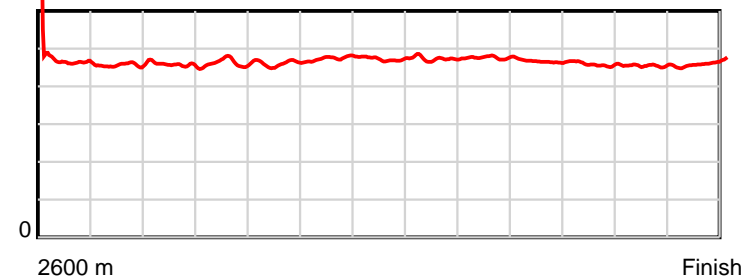
September 21, 2023, Race 1, IRT. YOUR HORSE. OUR PASSION. HANDICAP TROT, Distance 2600m, Addington - Survey 3200m

Result	TAB no.	Horse (Barrier)	2200m to	2000m to	1800m to	1600m to	1400m to	1200m to	1000m to	800m to	600m to	400m to	200m to	Total or	Margin
6th	6	Waihemo Hannah (0)	2000m	1800m	1600m	1400m	1200m	1000m	800m	600m	400m	200m	WP	Average	
		Position in running (margin)	6(8.6)	6(9.2)	6(6.9)	6(8.4)	6(7.3)	5(6.4)	5(4.9)	5(4.4)	5(3.9)	4(4.2)	6(4.3)		8.40
		Sectional time (s)	15.25	14.89	15.19	15.46	15.61	15.85	16.23	15.26	15.23	14.84	15.27		
		Cumulative time (s)	169.08	153.83	138.94	123.75	108.29	92.68	76.83	60.60	45.34	30.11	15.27	3:22.42	
		Speed (m/s)	13.11	13.43	13.17	12.94	12.81	12.62	12.32	13.11	13.13	13.48	13.10	12.84	
		Stride length (m)	6.01	6.21	6.07	6.15	6.05	5.97	5.87	6.10	6.01	6.13	6.05	5.98	
		Stride duration (s)	0.458	0.462	0.461	0.475	0.472	0.473	0.476	0.466	0.458	0.454	0.462	0.466	
		Stride efficiency (%)	56.42	60.26	57.63	59.07	57.21	55.75	53.83	58.22	56.49	58.62	57.20	55.87	
		Stride count	33.28	32.21	32.93	32.53	33.05	33.48	34.07	32.77	33.26	32.65	33.06	434.82	

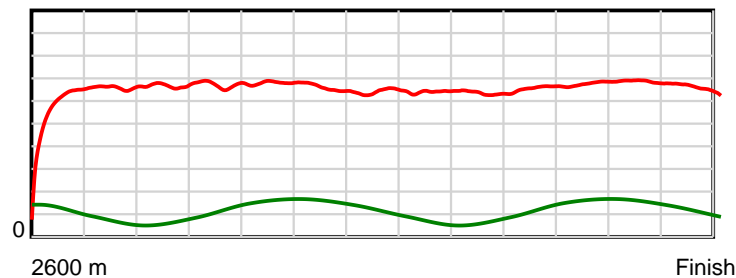
10 m Stride length



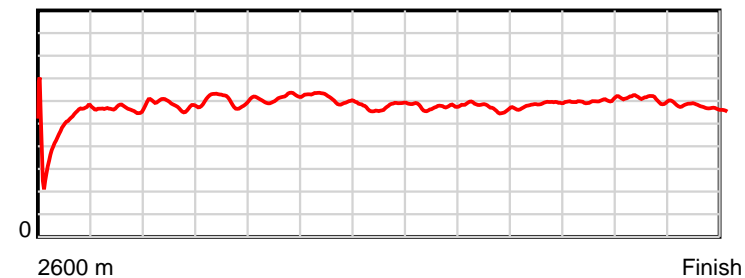
0.6 s Stride duration



20 m/sec Speed



100 % Stride efficiency



Note: Horizontal distance axis grid lines are 200m furlongs.

Disclaimer.

HRNZ and NZMTC and Thoroughbred Ratings Pty Ltd accepts no responsibility for the completeness or accuracy of any of the information contained herein, and makes no representations about its suitability for any particular purpose. Users should make their own judgements about those matters and/or seek independent advice. You assume all risks associated with use of the data provided on this page.



Race Results



September 21, 2023, Race 1, IRT. YOUR HORSE. OUR PASSION. HANDICAP TROT, Distance 2600m, Addington - Survey 3200m

Result	TAB no.	Horse (Barrier)	2600 to	2400m to
7th	10	Sunny Louis (6)	2400m	2200m
		Position in running (margin)	-	6(6.7)
		Sectional time (s)	17.95	15.06
		Cumulative time (s)	202.47	184.52
		Speed (m/s)	11.14	13.28
		Stride length (m)	5.72	5.98
		Stride duration (s)	0.463	0.450
		Stride efficiency (%)	51.11	55.93
		Stride count	34.97	33.43

Disclaimer.

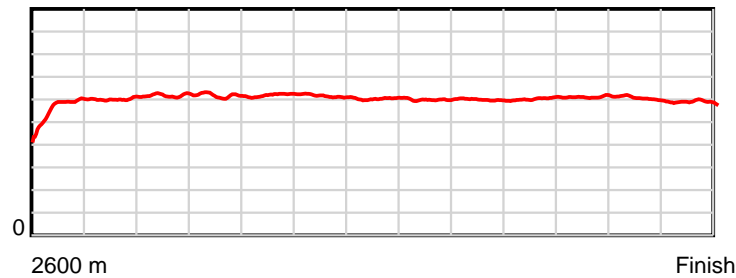
HRNZ and NZMTC and Thoroughbred Ratings Pty Ltd accepts no responsibility for the completeness or accuracy of any of the information contained herein, and makes no representations about its suitability for any particular purpose. Users should make their own judgements about those matters and/or seek independent advice. You assume all risks associated with use of the data provided on this page.

Race Results

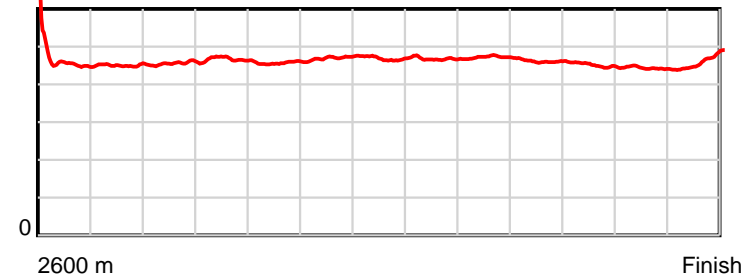
September 21, 2023, Race 1, IRT. YOUR HORSE. OUR PASSION. HANDICAP TROT, Distance 2600m, Addington - Survey 3200m

Result	TAB no.	Horse (Barrier)	2200m to	2000m to	1800m to	1600m to	1400m to	1200m to	1000m to	800m to	600m to	400m to	200m to	Total or	Margin
7th	10	Sunny Louis (6)	2000m	1800m	1600m	1400m	1200m	1000m	800m	600m	400m	200m	WP	Average	
		Position in running (margin)	5(6.7)	5(5.6)	5(4.7)	4(5.9)	4(5.2)	3(4.0)	3(2.6)	3(2.1)	2(1.8)	2(1.5)	2(1.6)		8.60
		Sectional time (s)	14.96	15.14	15.14	15.51	15.56	15.89	16.22	15.31	15.12	14.83	15.78		
		Cumulative time (s)	169.46	154.50	139.36	124.22	108.71	93.15	77.26	61.04	45.73	30.61	15.78	3:22.47	
		Speed (m/s)	13.37	13.21	13.21	12.89	12.85	12.59	12.33	13.06	13.23	13.49	12.67	12.84	
		Stride length (m)	6.09	6.16	6.03	6.05	6.02	5.88	5.82	6.02	5.95	5.97	5.88	5.97	
		Stride duration (s)	0.455	0.466	0.457	0.469	0.469	0.467	0.472	0.461	0.450	0.443	0.463	0.465	
		Stride efficiency (%)	57.95	59.31	56.90	57.29	56.70	54.08	52.91	56.64	55.34	55.75	53.95	55.62	
		Stride count	32.84	32.46	33.14	33.03	33.20	34.00	34.37	33.22	33.61	33.48	34.04	435.79	

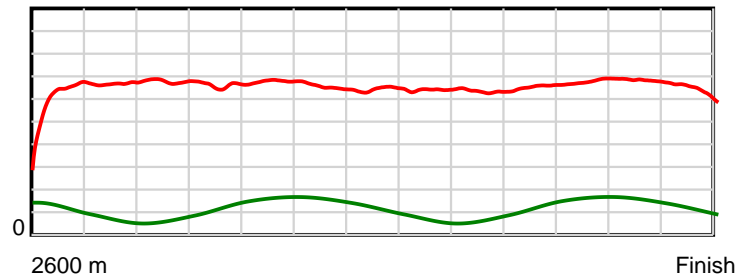
10 m Stride length



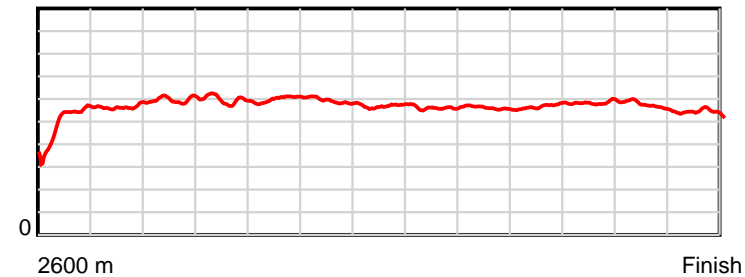
0.6 s Stride duration



20 m/sec Speed



100 % Stride efficiency



Note: Horizontal distance axis grid lines are 200m furlongs.

Disclaimer.

HRNZ and NZMTC and Thoroughbred Ratings Pty Ltd accepts no responsibility for the completeness or accuracy of any of the information contained herein, and makes no representations about its suitability for any particular purpose. Users should make their own judgements about those matters and/or seek independent advice. You assume all risks associated with use of the data provided on this page.



Race Results



September 21, 2023, Race 1, IRT. YOUR HORSE. OUR PASSION. HANDICAP TROT, Distance 2600m, Addington - Survey 3200m

Result	TAB no.	Horse (Barrier)	2600 to	2400m to
8th	1	Rachmaninov (4)	2400m	2200m
		Position in running (margin)	-	9(20.4)
		Sectional time (s)	19.97	15.32
		Cumulative time (s)	203.26	183.29
		Speed (m/s)	10.01	13.05
		Stride length (m)	5.25	6.17
		Stride duration (s)	0.486	0.473
		Stride efficiency (%)	43.02	59.58
		Stride count	38.12	32.39

Disclaimer.

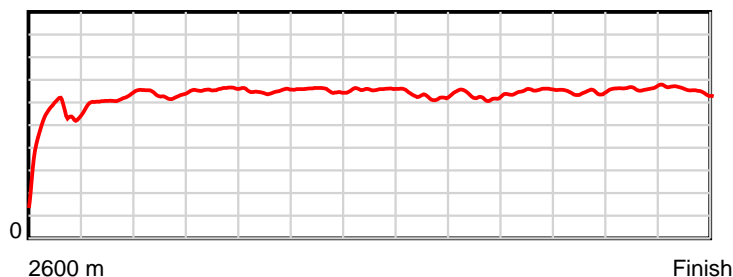
HRNZ and NZMTC and Thoroughbred Ratings Pty Ltd accepts no responsibility for the completeness or accuracy of any of the information contained herein, and makes no representations about its suitability for any particular purpose. Users should make their own judgements about those matters and/or seek independent advice. You assume all risks associated with use of the data provided on this page.

Race Results

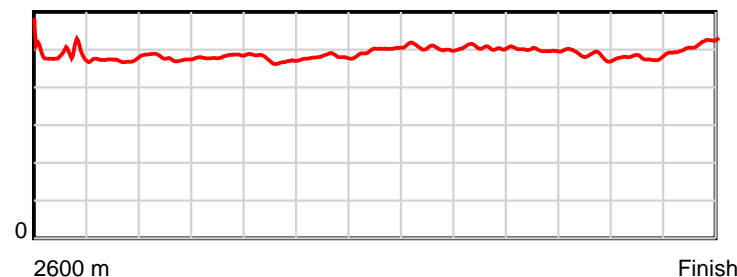
September 21, 2023, Race 1, IRT. YOUR HORSE. OUR PASSION. HANDICAP TROT, Distance 2600m, Addington - Survey 3200m

Result	TAB no.	Horse (Barrier)	2200m to	2000m to	1800m to	1600m to	1400m to	1200m to	1000m to	800m to	600m to	400m to	200m to	Total or	Margin
8th	1	Rachmaninov (4)	2000m	1800m	1600m	1400m	1200m	1000m	800m	600m	400m	200m	WP	Average	
		Position in running (margin)	9(22.0)	9(22.0)	9(17.8)	9(17.4)	9(12.5)	8(9.0)	8(8.6)	8(8.2)	9(8.0)	9(8.4)	9(7.4)		13.30
		Sectional time (s)	15.14	14.59	14.86	14.81	15.19	16.04	16.24	15.32	15.24	14.66	15.88		
		Cumulative time (s)	167.97	152.83	138.24	123.38	108.57	93.38	77.34	61.10	45.78	30.54	15.88	3:23.26	
		Speed (m/s)	13.21	13.71	13.46	13.50	13.17	12.47	12.32	13.05	13.12	13.64	12.59	12.79	
		Stride length (m)	6.32	6.60	6.38	6.49	6.57	6.30	6.23	6.51	6.37	6.55	6.46	6.30	
		Stride duration (s)	0.478	0.482	0.474	0.481	0.499	0.505	0.505	0.499	0.485	0.480	0.513	0.493	
		Stride efficiency (%)	62.37	68.07	63.52	65.87	67.48	62.02	60.59	66.18	63.38	67.03	65.27	62.06	
		Stride count	31.66	30.30	31.37	30.80	30.44	31.75	32.12	30.73	31.40	30.54	30.95	412.57	

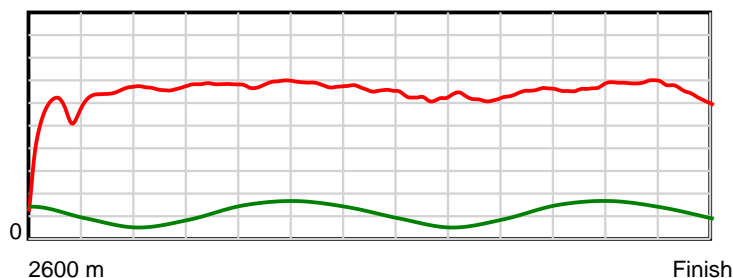
10 m Stride length



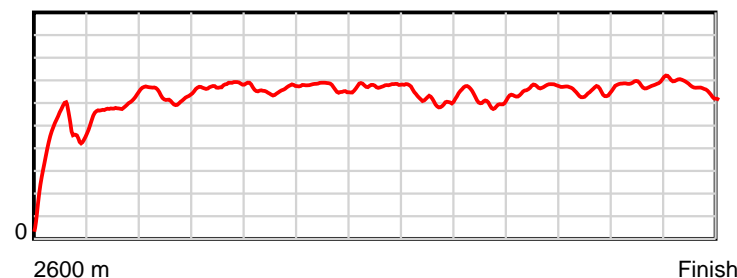
0.6 s Stride duration



20 m/sec Speed



100 % Stride efficiency



Note: Horizontal distance axis grid lines are 200m furlongs.

Disclaimer.

HRNZ and NZMTC and Thoroughbred Ratings Pty Ltd accepts no responsibility for the completeness or accuracy of any of the information contained herein, and makes no representations about its suitability for any particular purpose. Users should make their own judgements about those matters and/or seek independent advice. You assume all risks associated with use of the data provided on this page.



Race Results



September 21, 2023, Race 1, IRT. YOUR HORSE. OUR PASSION. HANDICAP TROT, Distance 2600m, Addington - Survey 3200m

Result	TAB no.	Horse (Barrier)	2600 to	2400m to
9th	5	Love Potion (9)	2400m	2200m
		Position in running (margin)	-	1(0.0)
		Sectional time (s)	16.90	15.05
		Cumulative time (s)	204.85	187.95
		Speed (m/s)	11.83	13.29
		Stride length (m)	5.67	6.32
		Stride duration (s)	0.475	0.476
		Stride efficiency (%)	50.30	62.44
		Stride count	35.25	31.64

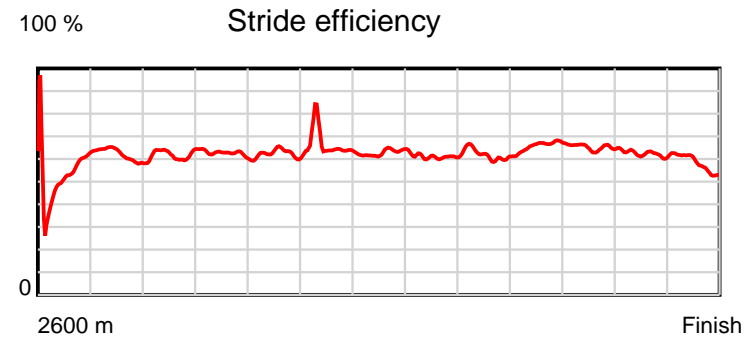
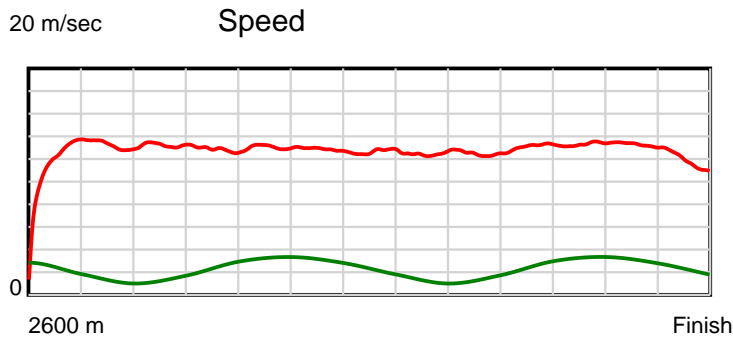
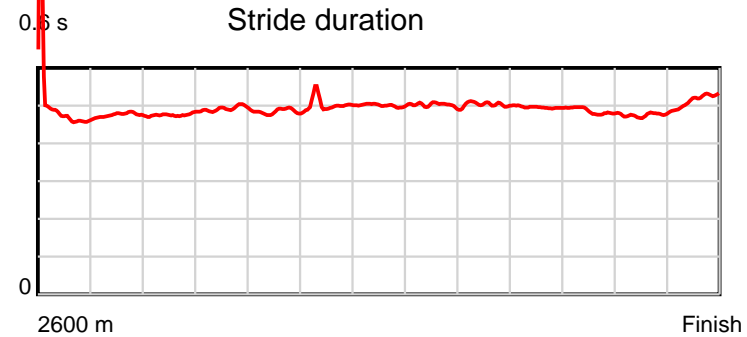
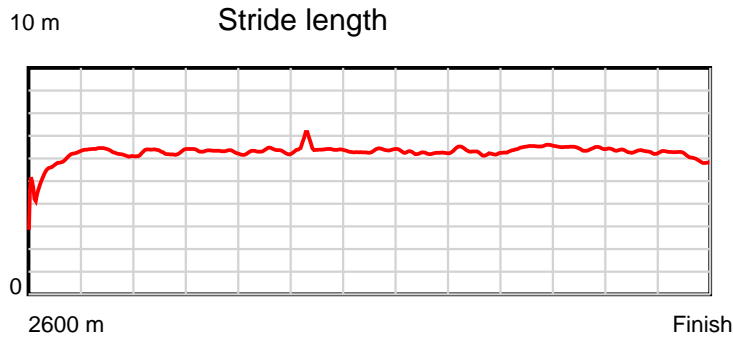
Disclaimer.

HRNZ and NZMTC and Thoroughbred Ratings Pty Ltd accepts no responsibility for the completeness or accuracy of any of the information contained herein, and makes no representations about its suitability for any particular purpose. Users should make their own judgements about those matters and/or seek independent advice. You assume all risks associated with use of the data provided on this page.

Race Results

September 21, 2023, Race 1, IRT. YOUR HORSE. OUR PASSION. HANDICAP TROT, Distance 2600m, Addington - Survey 3200m

Result	TAB no.	Horse (Barrier)	2200m to	2000m to	1800m to	1600m to	1400m to	1200m to	1000m to	800m to	600m to	400m to	200m to	Total or	Margin
9th	5	Love Potion (9)	2000m	1800m	1600m	1400m	1200m	1000m	800m	600m	400m	200m	WP	Average	
		Position in running (margin)	1(0.0)	1(0.0)	3(1.9)	3(4.3)	3(4.2)	4(4.7)	4(4.2)	4(4.3)	4(3.7)	5(4.6)	8(7.3)		22.60
		Sectional time (s)	15.14	15.60	15.34	15.62	15.84	16.02	16.32	15.26	15.33	15.26	17.17		
		Cumulative time (s)	172.90	157.76	142.16	126.82	111.20	95.36	79.34	63.02	47.76	32.43	17.17	3:24.85	
		Speed (m/s)	13.21	12.82	13.04	12.80	12.63	12.48	12.25	13.11	13.05	13.11	11.65	12.69	
		Stride length (m)	6.28	6.31	6.31	6.41	6.32	6.26	6.18	6.49	6.33	6.23	6.03	6.24	
		Stride duration (s)	0.476	0.492	0.484	0.501	0.500	0.501	0.504	0.495	0.485	0.475	0.518	0.491	
		Stride efficiency (%)	61.65	62.20	62.22	64.25	62.37	61.22	59.60	65.90	62.60	60.64	56.86	60.75	
		Stride count	31.84	31.70	31.70	31.19	31.66	31.95	32.39	30.80	31.60	32.11	33.16	416.99	



Note: Horizontal distance axis grid lines are 200m furlongs.

Disclaimer.

HRNZ and NZMTC and Thoroughbred Ratings Pty Ltd accepts no responsibility for the completeness or accuracy of any of the information contained herein, and makes no representations about its suitability for any particular purpose. Users should make their own judgements about those matters and/or seek independent advice. You assume all risks associated with use of the data provided on this page.



Race Results



September 21, 2023, Race 1, IRT. YOUR HORSE. OUR PASSION. HANDICAP TROT, Distance 2600m, Addington - Survey 3200m

Result	TAB no.	Horse (Barrier)	2600 to	2400m to
10th	12	Sassy Star (2)	2400m	2200m
		Position in running (margin)	-	10(36.6)
		Sectional time (s)	22.85	16.70
		Cumulative time (s)	211.60	188.75
		Speed (m/s)	8.75	11.98
		Stride length (m)	5.10	5.32
		Stride duration (s)	0.526	0.444
		Stride efficiency (%)	40.63	44.22
		Stride count	39.22	37.60

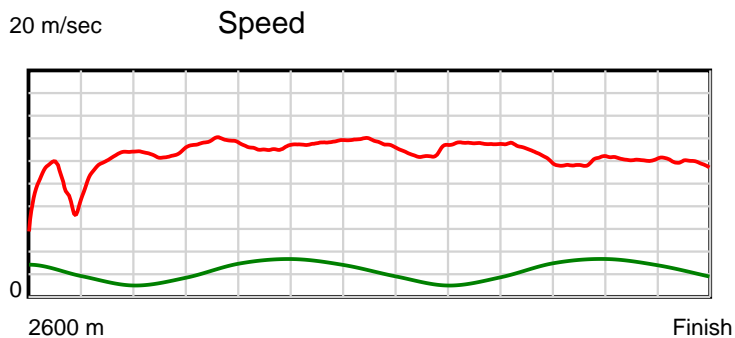
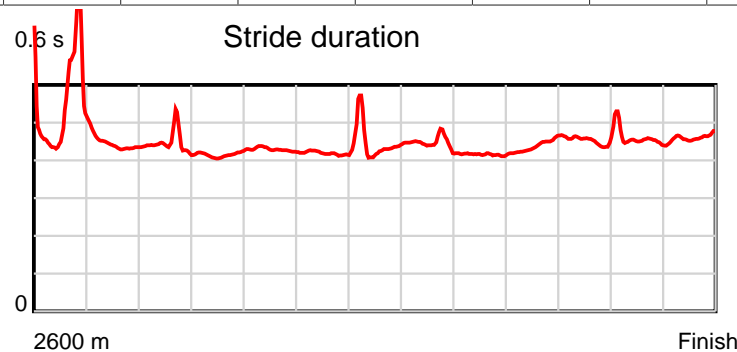
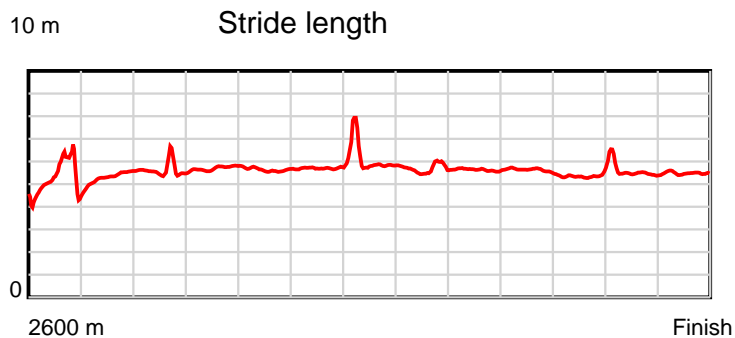
Disclaimer.

HRNZ and NZMTC and Thoroughbred Ratings Pty Ltd accepts no responsibility for the completeness or accuracy of any of the information contained herein, and makes no representations about its suitability for any particular purpose. Users should make their own judgements about those matters and/or seek independent advice. You assume all risks associated with use of the data provided on this page.

Race Results

September 21, 2023, Race 1, IRT. YOUR HORSE. OUR PASSION. HANDICAP TROT, Distance 2600m, Addington - Survey 3200m

Result	TAB no.	Horse (Barrier)	2200m to	2000m to	1800m to	1600m to	1400m to	1200m to	1000m to	800m to	600m to	400m to	200m to	Total or	Margin
10th	12	Sassy Star (2)	2000m	1800m	1600m	1400m	1200m	1000m	800m	600m	400m	200m	WP	Average	
		Position in running (margin)	10(46.5)	10(50.5)	10(46.4)	10(48.7)	10(43.5)	10(36.9)	10(34.8)	10(26.3)	10(29.1)	10(39.9)	10(49.6)		62.30
		Sectional time (s)	15.81	14.61	15.32	14.76	14.67	15.75	14.89	15.81	16.98	16.43	17.02		
		Cumulative time (s)	172.05	156.24	141.63	126.31	111.55	96.88	81.13	66.24	50.43	33.45	17.02	3:31.60	
		Speed (m/s)	12.65	13.69	13.05	13.55	13.63	12.70	13.43	12.65	11.78	12.17	11.75	12.29	
		Stride length (m)	5.56	5.69	5.59	5.66	5.97	5.61	5.58	5.57	5.37	5.52	5.42	5.53	
		Stride duration (s)	0.440	0.416	0.428	0.418	0.438	0.442	0.415	0.440	0.456	0.453	0.461	0.450	
		Stride efficiency (%)	48.36	50.63	48.87	50.01	55.72	49.10	48.62	48.47	45.11	47.62	45.91	47.76	
		Stride count	35.95	35.14	35.76	35.35	33.49	35.68	35.85	35.91	37.23	36.23	36.90	470.31	



Note: Horizontal distance axis grid lines are 200m furlongs.

Disclaimer.

HRNZ and NZMTC and Thoroughbred Ratings Pty Ltd accepts no responsibility for the completeness or accuracy of any of the information contained herein, and makes no representations about its suitability for any particular purpose. Users should make their own judgements about those matters and/or seek independent advice. You assume all risks associated with use of the data provided on this page.