



Race Results

NZ Metropolitan Trotting Club Inc, HRNZ, September 21, 2023

Compilation date: September 21, 2023, 7:38:16 PM (NZST)

Copyright © 2023 HRNZ and NZMTC. All rights reserved.

Trademarks.

StrideMASTER is a registered trademark of Thoroughbred Ratings Pty Ltd.

Disclaimer.

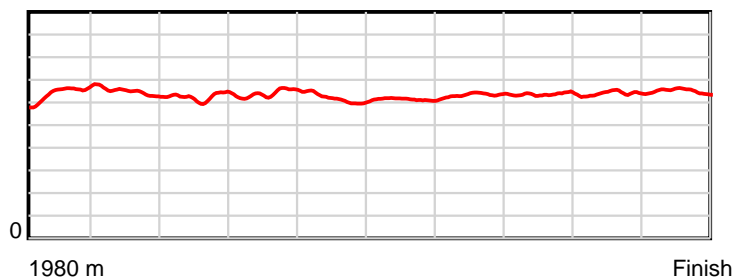
HRNZ and NZMTC and Thoroughbred Ratings Pty Ltd accepts no responsibility for the completeness or accuracy of any of the information contained herein, and makes no representations about its suitability for any particular purpose. Users should make their own judgements about those matters and/or seek independent advice. You assume all risks associated with use of the data provided on this page.

Race Results

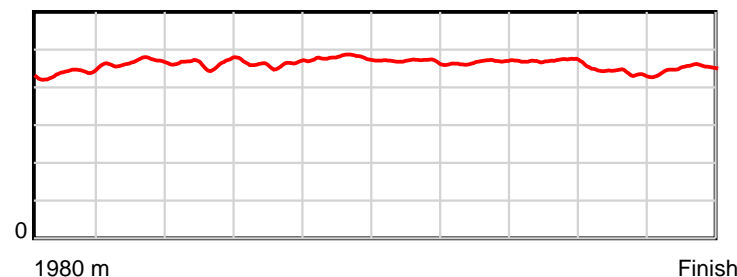
September 21, 2023, Race 5, AIRPARK CANTERBURY MOBILE PACE, Distance 1980m, Addington - Survey 1980m

Result	TAB no.	Horse (Barrier)	1980 to	1800m to	1600m to	1400m to	1200m to	1000m to	800m to	600m to	400m to	200m to	Total or	Margin
1st	12	Luvstruck (11)	1800m	1600m	1400m	1200m	1000m	800m	600m	400m	200m	WP	Average	
		Position in running (margin)	-	7(5.4)	7(10.4)	6(5.0)	1(0.0)	1(0.0)	1(0.0)	1(0.0)	1(0.0)	1(0.0)		0.00
		Sectional time (s)	12.44	14.89	15.17	14.41	15.56	15.38	14.74	14.96	13.76	13.89		
		Cumulative time (s)	145.20	132.76	117.87	102.70	88.29	72.73	57.35	42.61	27.65	13.89	2:25.20	
		Speed (m/s)	14.47	13.43	13.18	13.88	12.85	13.00	13.57	13.37	14.53	14.40	13.64	
		Stride length (m)	6.50	6.27	6.13	6.40	6.16	6.10	6.34	6.28	6.39	6.50	6.30	
		Stride duration (s)	0.438	0.467	0.465	0.461	0.479	0.469	0.467	0.470	0.439	0.451	0.462	
		Stride efficiency (%)	65.94	61.38	58.76	64.07	59.21	58.18	62.83	61.66	63.72	66.01	62.06	
		Stride count	27.71	31.91	32.61	31.23	32.49	32.78	31.54	31.84	31.32	30.77	314.20	

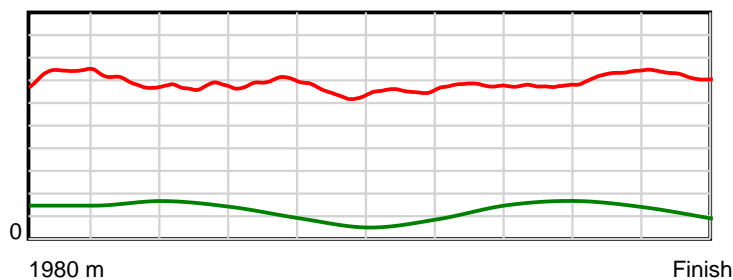
10 m Stride length



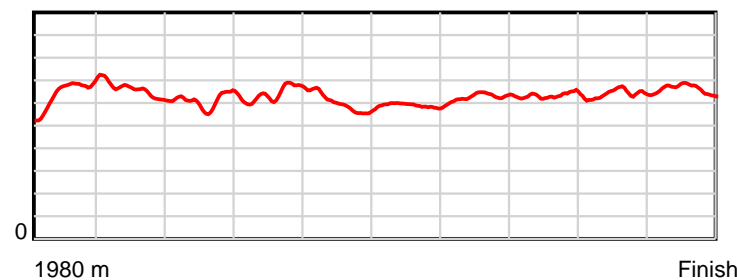
0.6 s Stride duration



20 m/sec Speed



100 % Stride efficiency



Note: Horizontal distance axis grid lines are 200m furlongs.

Disclaimer.

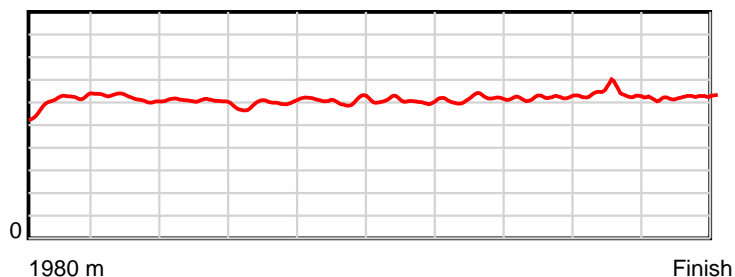
HRNZ and NZMTC and Thoroughbred Ratings Pty Ltd accepts no responsibility for the completeness or accuracy of any of the information contained herein, and makes no representations about its suitability for any particular purpose. Users should make their own judgements about those matters and/or seek independent advice. You assume all risks associated with use of the data provided on this page.

Race Results

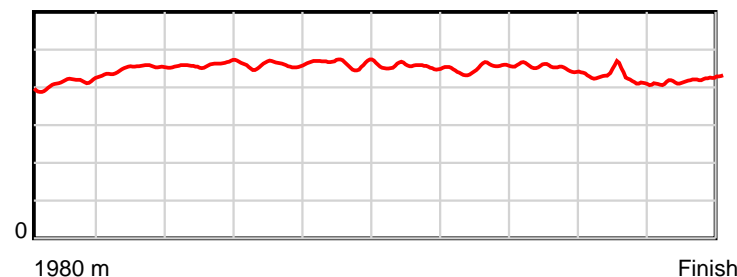
September 21, 2023, Race 5, AIRPARK CANTERBURY MOBILE PACE, Distance 1980m, Addington - Survey 1980m

Result	TAB no.	Horse (Barrier)	1980 to	1800m to	1600m to	1400m to	1200m to	1000m to	800m to	600m to	400m to	200m to	Total or	Margin
2nd	4	Point Break (3)	1800m	1600m	1400m	1200m	1000m	800m	600m	400m	200m	WP	Average	
		Position in running (margin)	-	5(3.7)	5(8.9)	5(4.6)	6(5.8)	6(5.2)	6(5.0)	6(4.8)	6(4.7)	4(3.3)		0.70
		Sectional time (s)	12.26	14.92	15.36	15.45	15.45	15.35	14.72	14.93	13.53	13.35		
		Cumulative time (s)	145.32	133.06	118.14	102.78	87.33	71.88	56.53	41.81	26.88	13.35	2:25.32	
		Speed (m/s)	14.69	13.40	13.02	12.94	12.94	13.03	13.59	13.40	14.78	14.98	13.63	
		Stride length (m)	6.13	6.03	6.00	5.95	6.01	5.93	6.13	6.04	6.25	6.29	6.07	
		Stride duration (s)	0.413	0.450	0.461	0.459	0.464	0.455	0.451	0.451	0.423	0.420	0.446	
		Stride efficiency (%)	58.77	56.89	56.25	55.24	56.43	54.97	58.64	56.97	60.97	61.77	57.62	
		Stride count	29.35	33.15	33.33	33.64	33.28	33.72	32.65	33.12	32.02	31.81	326.07	

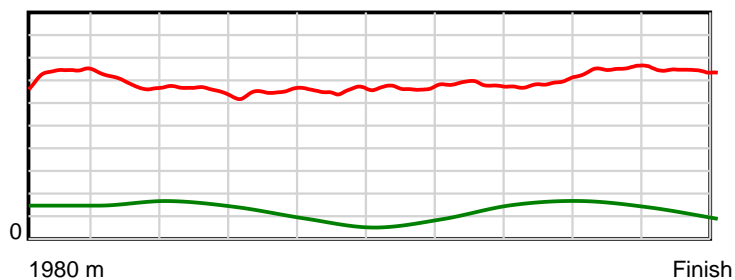
10 m Stride length



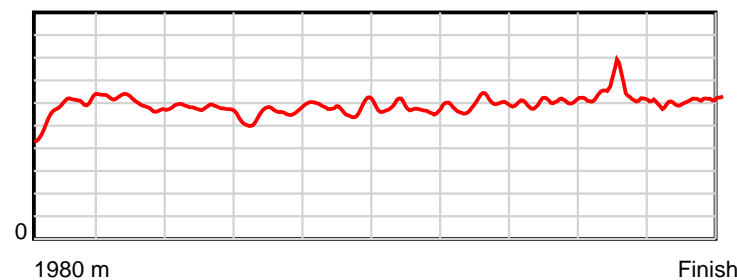
0.6 s Stride duration



20 m/sec Speed



100 % Stride efficiency



Note: Horizontal distance axis grid lines are 200m furlongs.

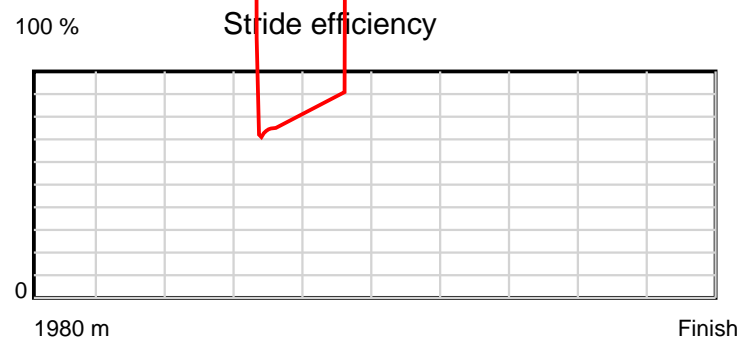
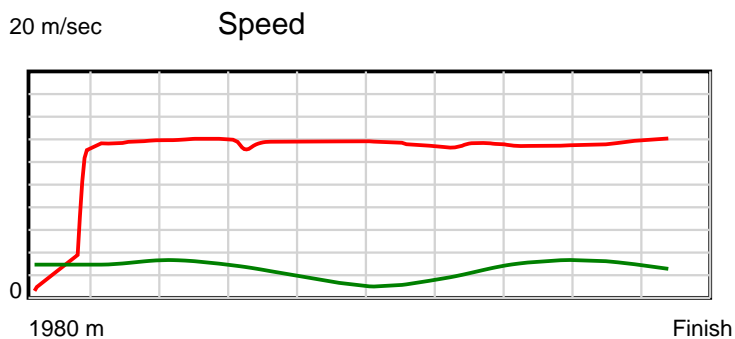
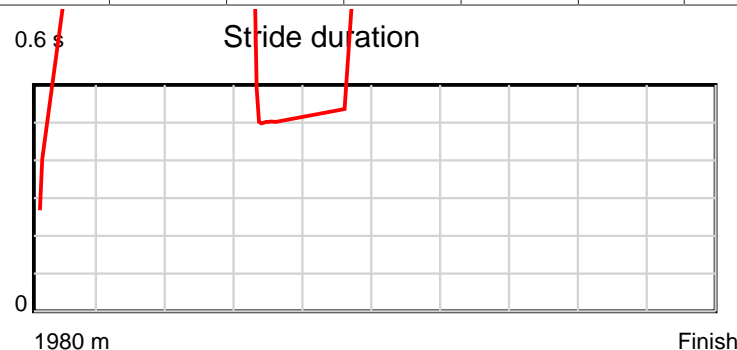
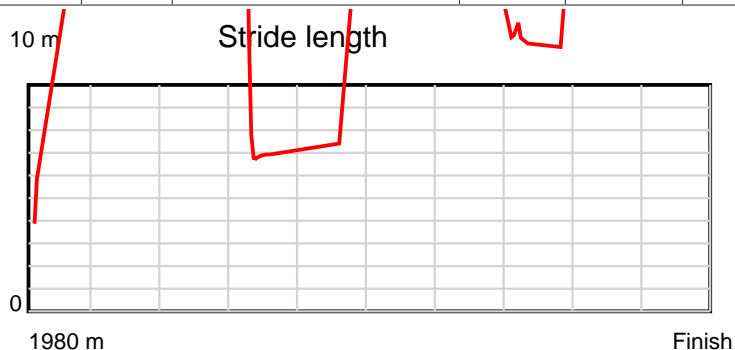
Disclaimer.

HRNZ and NZMTC and Thoroughbred Ratings Pty Ltd accepts no responsibility for the completeness or accuracy of any of the information contained herein, and makes no representations about its suitability for any particular purpose. Users should make their own judgements about those matters and/or seek independent advice. You assume all risks associated with use of the data provided on this page.

Race Results

September 21, 2023, Race 5, AIRPARK CANTERBURY MOBILE PACE, Distance 1980m, Addington - Survey 1980m

Result	TAB no.	Horse (Barrier)	1980 to 1800m	1800m to 1600m	1600m to 1400m	1400m to 1200m	1200m to 1000m	1000m to 800m	800m to 600m	600m to 400m	400m to 200m	200m to WP	Total or Average	Margin
3rd	8	Creed (7)	-	11(8.0)	13(14.6)	8(7.1)	3(3.2)	2(1.4)	2(1.3)	2(2.1)	2(2.1)			1.00
		Position in running (margin)	-	11(8.0)	13(14.6)	8(7.1)	3(3.2)	2(1.4)	2(1.3)	2(2.1)	2(2.1)			1.00
		Sectional time (s)	12.76	15.16	14.82	14.59	15.29	15.36	14.72	15.09	13.76	13.82		
		Cumulative time (s)	145.37	132.61	117.45	102.63	88.04	72.75	57.39	42.67	27.58	13.82	2:25.37	
		Speed (m/s)	14.11	13.19	13.50	13.71	13.08	13.02	13.59	13.25	14.53	14.47	13.62	
		Stride length (m)	7.96	15.39	11.42	9.83	23.51	16.92	9.94	16.49	39.13	77.40	14.80	
		Stride duration (s)	0.566	1.167	0.846	0.717	1.797	1.300	0.731	1.245	2.691	5.349	1.087	
		Stride efficiency (%)	98.94	370.23	203.71	150.86	863.65	447.58	154.30	425.12	2392.51	9361.35	342.35	
		Stride count	22.62	12.99	17.52	20.36	8.51	11.82	20.13	12.13	5.11	2.58	133.77	



Note: Horizontal distance axis grid lines are 200m furlongs.

Disclaimer.

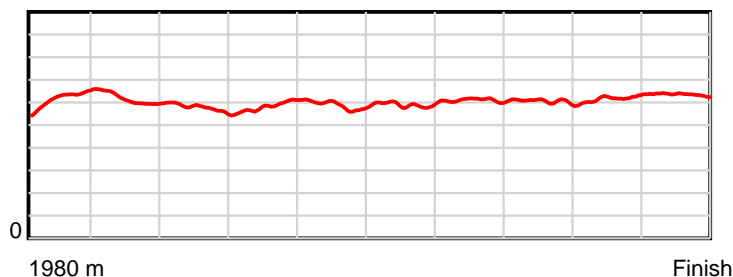
HRNZ and NZMTC and Thoroughbred Ratings Pty Ltd accepts no responsibility for the completeness or accuracy of any of the information contained herein, and makes no representations about its suitability for any particular purpose. Users should make their own judgements about those matters and/or seek independent advice. You assume all risks associated with use of the data provided on this page.

Race Results

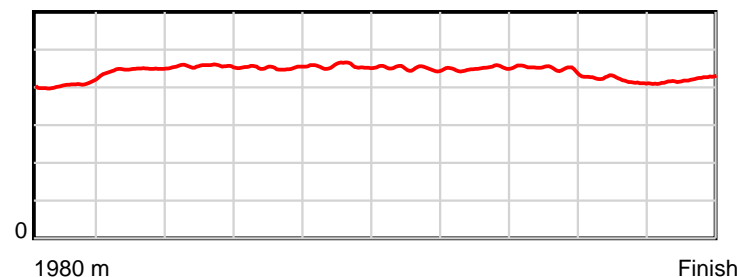
September 21, 2023, Race 5, AIRPARK CANTERBURY MOBILE PACE, Distance 1980m, Addington - Survey 1980m

Result	TAB no.	Horse (Barrier)	1980 to	1800m to	1600m to	1400m to	1200m to	1000m to	800m to	600m to	400m to	200m to	Total or	Margin
4th	5	Dalton Shard (4)	1800m	1600m	1400m	1200m	1000m	800m	600m	400m	200m	WP	Average	
		Position in running (margin)	-	3(1.3)	3(5.7)	4(4.2)	7(6.0)	7(5.3)	7(5.3)	7(5.6)	7(5.7)	7(4.9)		1.50
		Sectional time (s)	11.76	14.78	15.84	15.54	15.45	15.38	14.80	14.97	13.64	13.28		
		Cumulative time (s)	145.44	133.68	118.90	103.06	87.52	72.07	56.69	41.89	26.92	13.28	2:25.44	
		Speed (m/s)	15.31	13.53	12.63	12.87	12.94	13.00	13.51	13.36	14.66	15.06	13.61	
		Stride length (m)	6.24	6.05	5.76	5.82	5.91	5.87	6.08	6.00	6.15	6.34	6.01	
		Stride duration (s)	0.407	0.447	0.456	0.452	0.456	0.451	0.450	0.449	0.419	0.421	0.442	
		Stride efficiency (%)	60.81	57.24	51.91	52.90	54.52	53.79	57.83	56.31	59.03	62.84	56.53	
		Stride count	28.85	33.05	34.70	34.37	33.86	34.09	32.88	33.32	32.54	31.54	329.20	

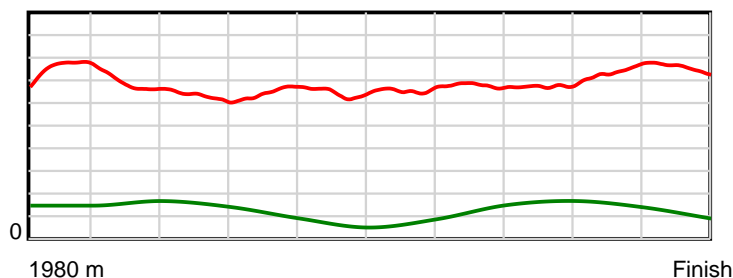
10 m Stride length



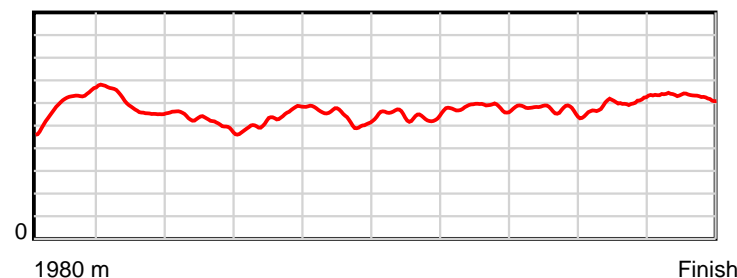
0.6 s Stride duration



20 m/sec Speed



100 % Stride efficiency



Note: Horizontal distance axis grid lines are 200m furlongs.

Disclaimer.

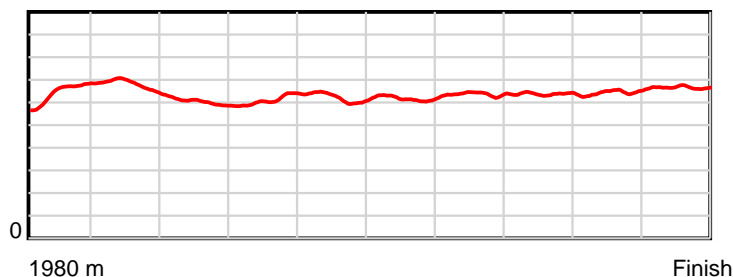
HRNZ and NZMTC and Thoroughbred Ratings Pty Ltd accepts no responsibility for the completeness or accuracy of any of the information contained herein, and makes no representations about its suitability for any particular purpose. Users should make their own judgements about those matters and/or seek independent advice. You assume all risks associated with use of the data provided on this page.

Race Results

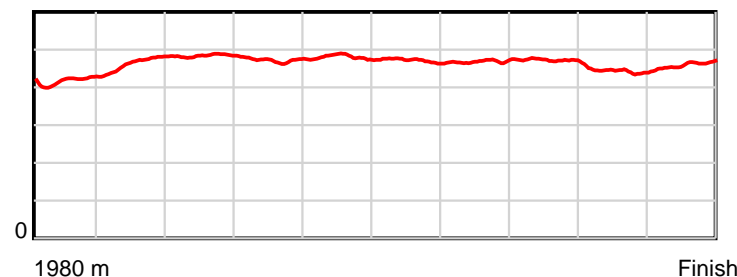
September 21, 2023, Race 5, AIRPARK CANTERBURY MOBILE PACE, Distance 1980m, Addington - Survey 1980m

Result	TAB no.	Horse (Barrier)	1980 to	1800m to	1600m to	1400m to	1200m to	1000m to	800m to	600m to	400m to	200m to	Total or	Margin
5th	9	Motor Mouth (8)	1800m	1600m	1400m	1200m	1000m	800m	600m	400m	200m	WP	Average	
		Position in running (margin)	-	1(0.0)	1(0.0)	1(0.0)	2(1.8)	2(1.5)	3(2.0)	3(2.0)	3(2.2)	3(2.3)		2.60
		Sectional time (s)	11.50	14.05	16.07	15.55	15.51	15.46	14.74	14.99	13.77	14.00		
		Cumulative time (s)	145.64	134.14	120.09	104.02	88.47	72.96	57.50	42.76	27.77	14.00	2:25.64	
		Speed (m/s)	15.66	14.23	12.45	12.86	12.89	12.94	13.57	13.34	14.52	14.29	13.60	
		Stride length (m)	6.52	6.62	6.02	6.08	6.19	6.09	6.36	6.29	6.42	6.58	6.31	
		Stride duration (s)	0.417	0.465	0.484	0.472	0.480	0.471	0.468	0.472	0.442	0.461	0.464	
		Stride efficiency (%)	66.38	68.40	56.58	57.67	59.96	58.00	63.11	61.89	64.47	67.75	62.17	
		Stride count	27.62	30.23	33.24	32.92	32.29	32.83	31.47	31.78	31.14	30.38	313.90	

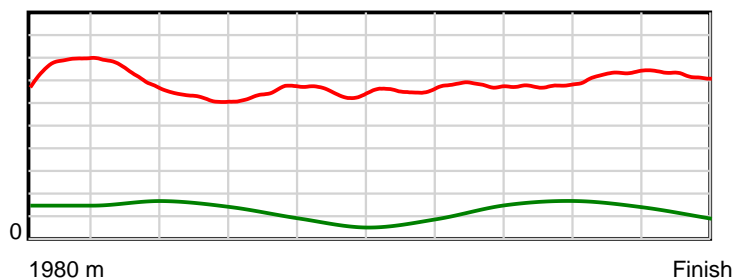
10 m Stride length



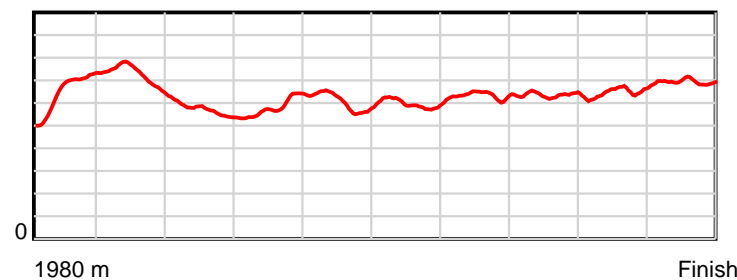
0.6 s Stride duration



20 m/sec Speed



100 % Stride efficiency



Note: Horizontal distance axis grid lines are 200m furlongs.

Disclaimer.

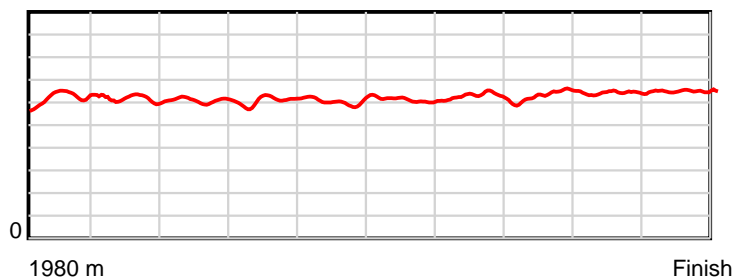
HRNZ and NZMTC and Thoroughbred Ratings Pty Ltd accepts no responsibility for the completeness or accuracy of any of the information contained herein, and makes no representations about its suitability for any particular purpose. Users should make their own judgements about those matters and/or seek independent advice. You assume all risks associated with use of the data provided on this page.

Race Results

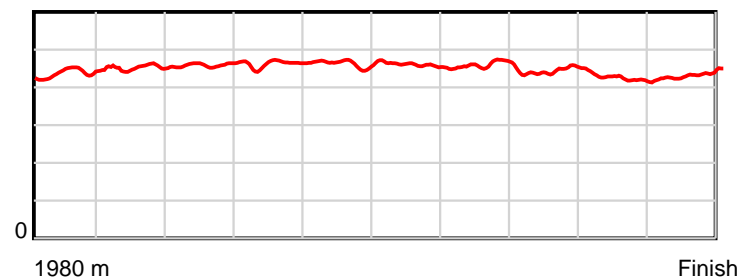
September 21, 2023, Race 5, AIRPARK CANTERBURY MOBILE PACE, Distance 1980m, Addington - Survey 1980m

Result	TAB no.	Horse (Barrier)	1980 to	1800m to	1600m to	1400m to	1200m to	1000m to	800m to	600m to	400m to	200m to	Total or	Margin
6th	13	Cyren Shard (12)	1800m	1600m	1400m	1200m	1000m	800m	600m	400m	200m	WP	Average	
		Position in running (margin)	-	12(8.5)	12(14.5)	11(10.2)	10(9.5)	10(9.1)	10(9.1)	10(8.6)	8(6.3)	8(5.3)		3.00
		Sectional time (s)	13.03	15.06	15.35	15.14	15.49	15.39	14.65	14.57	13.60	13.43		
		Cumulative time (s)	145.71	132.68	117.62	102.27	87.13	71.64	56.25	41.60	27.03	13.43	2:25.71	
		Speed (m/s)	13.82	13.28	13.03	13.21	12.91	13.00	13.65	13.73	14.71	14.89	13.59	
		Stride length (m)	6.28	5.96	5.99	6.11	5.98	5.96	6.27	6.09	6.21	6.46	6.13	
		Stride duration (s)	0.439	0.449	0.459	0.462	0.463	0.459	0.459	0.444	0.422	0.433	0.451	
		Stride efficiency (%)	61.71	55.59	56.02	58.32	55.95	55.56	61.43	57.95	60.25	65.12	58.64	
		Stride count	28.64	33.53	33.40	32.74	33.43	33.54	31.90	32.84	32.21	30.98	323.21	

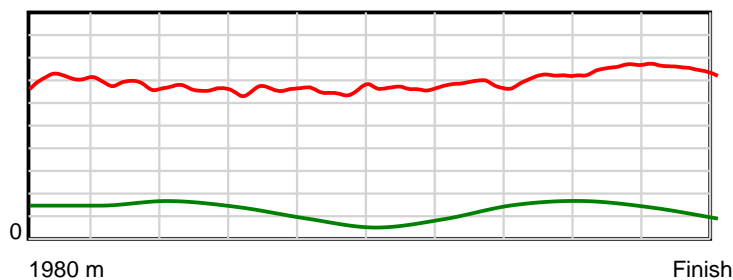
10 m Stride length



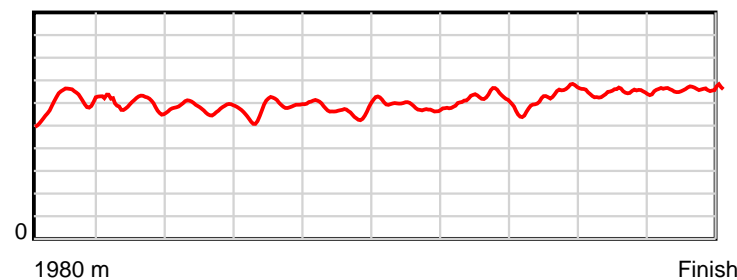
0.6 s Stride duration



20 m/sec Speed



100 % Stride efficiency



Note: Horizontal distance axis grid lines are 200m furlongs.

Disclaimer.

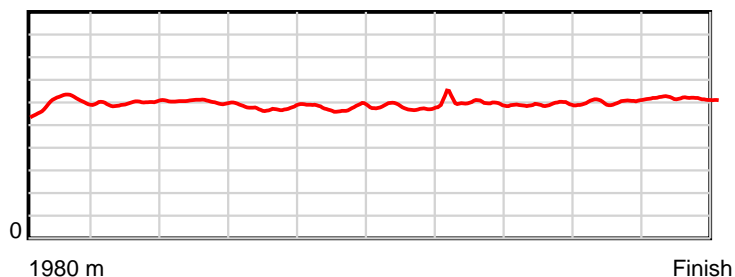
HRNZ and NZMTC and Thoroughbred Ratings Pty Ltd accepts no responsibility for the completeness or accuracy of any of the information contained herein, and makes no representations about its suitability for any particular purpose. Users should make their own judgements about those matters and/or seek independent advice. You assume all risks associated with use of the data provided on this page.

Race Results

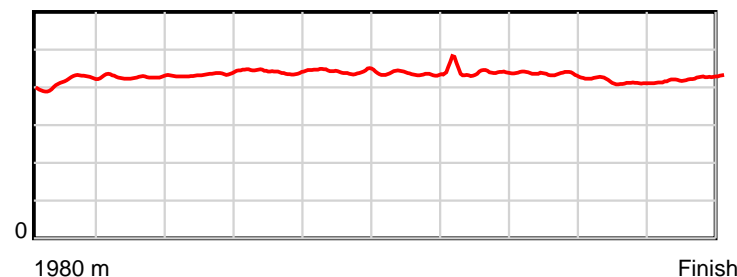
September 21, 2023, Race 5, AIRPARK CANTERBURY MOBILE PACE, Distance 1980m, Addington - Survey 1980m

Result	TAB no.	Horse (Barrier)	1980 to	1800m to	1600m to	1400m to	1200m to	1000m to	800m to	600m to	400m to	200m to	Total or	Margin
7th	7	Franco Humble (6)	1800m	1600m	1400m	1200m	1000m	800m	600m	400m	200m	WP	Average	
		Position in running (margin)	-	8(5.7)	8(11.0)	3(3.1)	5(3.9)	4(3.4)	4(3.2)	4(3.0)	4(3.3)	6(4.0)		3.40
		Sectional time (s)	12.37	14.94	14.75	15.39	15.47	15.35	14.71	15.00	13.87	13.93		
		Cumulative time (s)	145.78	133.41	118.47	103.72	88.33	72.86	57.51	42.80	27.80	13.93	2:25.78	
		Speed (m/s)	14.56	13.39	13.56	13.00	12.93	13.03	13.60	13.33	14.42	14.36	13.58	
		Stride length (m)	6.01	5.73	5.89	5.74	5.71	5.69	5.99	5.79	5.97	6.09	5.86	
		Stride duration (s)	0.415	0.428	0.435	0.442	0.442	0.436	0.441	0.434	0.414	0.424	0.431	
		Stride efficiency (%)	56.38	51.35	54.26	51.45	51.02	50.54	56.13	52.38	55.74	58.04	53.61	
		Stride count	29.97	34.89	33.94	34.85	35.00	35.17	33.37	34.54	33.49	32.82	338.04	

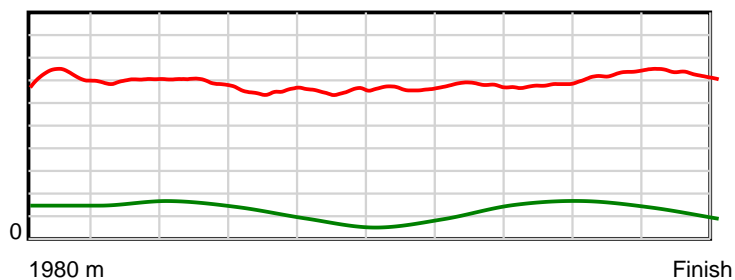
10 m Stride length



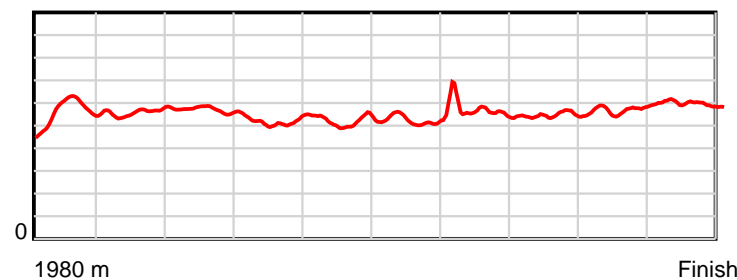
0.6 s Stride duration



20 m/sec Speed



100 % Stride efficiency



Note: Horizontal distance axis grid lines are 200m furlongs.

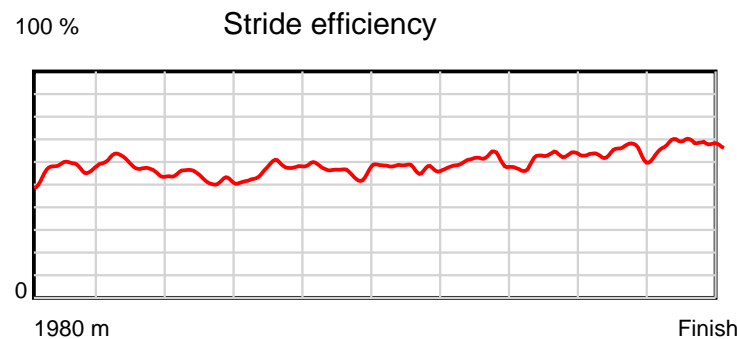
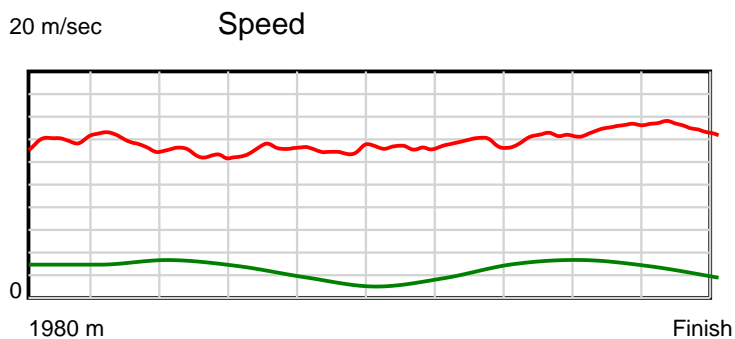
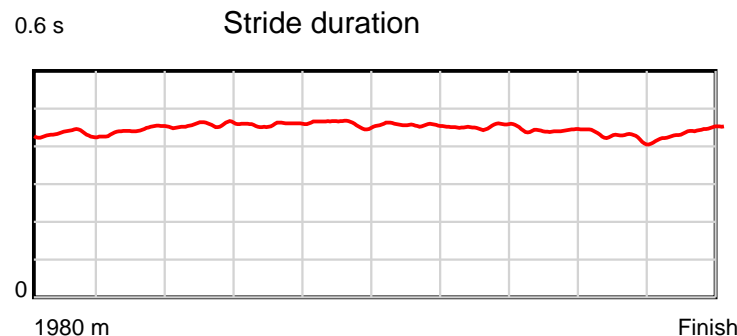
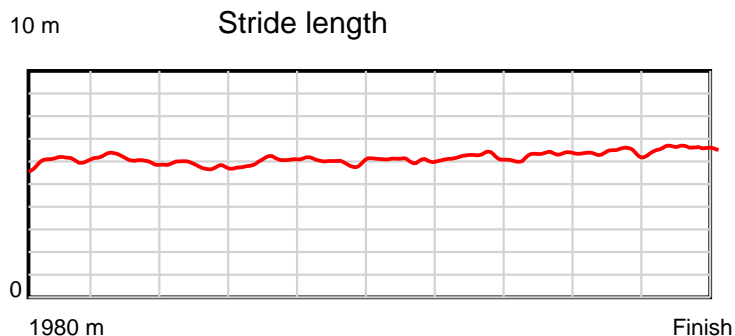
Disclaimer.

HRNZ and NZMTC and Thoroughbred Ratings Pty Ltd accepts no responsibility for the completeness or accuracy of any of the information contained herein, and makes no representations about its suitability for any particular purpose. Users should make their own judgements about those matters and/or seek independent advice. You assume all risks associated with use of the data provided on this page.

Race Results

September 21, 2023, Race 5, AIRPARK CANTERBURY MOBILE PACE, Distance 1980m, Addington - Survey 1980m

Result	TAB no.	Horse (Barrier)	1980 to	1800m to	1600m to	1400m to	1200m to	1000m to	800m to	600m to	400m to	200m to	Total or	Margin
8th	14	Sophia Bromac (0)	1800m	1600m	1400m	1200m	1000m	800m	600m	400m	200m	WP	Average	
		Position in running (margin)	-	13(10.3)	11(14.4)	13(12.5)	12(11.4)	13(11.4)	12(11.1)	12(10.3)	11(8.2)	9(7.4)		4.20
		Sectional time (s)	13.39	14.73	15.76	15.08	15.55	15.32	14.61	14.60	13.64	13.23		
		Cumulative time (s)	145.91	132.52	117.79	102.03	86.95	71.40	56.08	41.47	26.87	13.23	2:25.91	
		Speed (m/s)	13.45	13.58	12.69	13.26	12.86	13.05	13.69	13.70	14.66	15.12	13.57	
		Stride length (m)	6.07	6.02	5.81	6.07	5.92	5.96	6.20	6.06	6.21	6.68	6.09	
		Stride duration (s)	0.434	0.444	0.457	0.458	0.461	0.457	0.453	0.442	0.424	0.442	0.449	
		Stride efficiency (%)	57.67	56.66	52.66	57.66	54.83	55.57	60.08	57.32	60.28	69.74	58.03	
		Stride count	29.63	33.21	34.45	32.92	33.76	33.54	32.25	33.02	32.20	29.94	324.92	



Note: Horizontal distance axis grid lines are 200m furlongs.

Disclaimer.

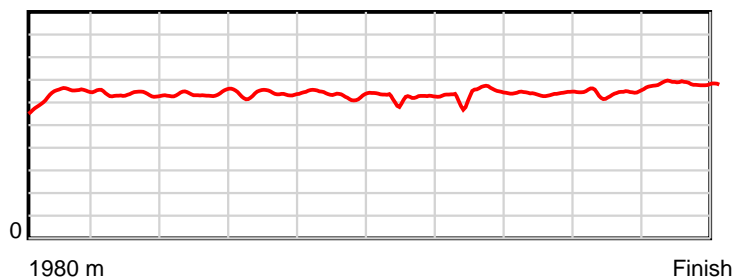
HRNZ and NZMTC and Thoroughbred Ratings Pty Ltd accepts no responsibility for the completeness or accuracy of any of the information contained herein, and makes no representations about its suitability for any particular purpose. Users should make their own judgements about those matters and/or seek independent advice. You assume all risks associated with use of the data provided on this page.

Race Results

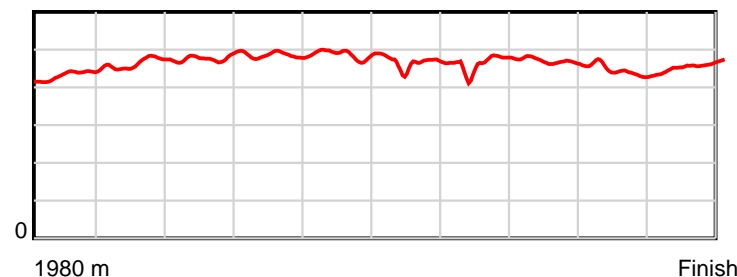
September 21, 2023, Race 5, AIRPARK CANTERBURY MOBILE PACE, Distance 1980m, Addington - Survey 1980m

Result	TAB no.	Horse (Barrier)	1980 to	1800m to	1600m to	1400m to	1200m to	1000m to	800m to	600m to	400m to	200m to	Total or	Margin
9th	11	Adesanya (10)	1800m	1600m	1400m	1200m	1000m	800m	600m	400m	200m	WP	Average	
		Position in running (margin)	-	9(6.7)	10(13.5)	10(8.2)	8(7.9)	9(7.8)	8(7.5)	8(6.7)	9(7.5)	11(7.8)		5.10
		Sectional time (s)	12.77	15.18	15.19	15.19	15.55	15.32	14.61	15.10	13.80	13.35		
		Cumulative time (s)	146.06	133.29	118.11	102.92	87.73	72.18	56.86	42.25	27.15	13.35	2:26.06	
		Speed (m/s)	14.10	13.18	13.17	13.17	12.86	13.05	13.69	13.25	14.49	14.98	13.56	
		Stride length (m)	6.37	6.12	6.29	6.37	6.28	6.05	6.32	6.20	6.40	6.89	6.32	
		Stride duration (s)	0.433	0.465	0.478	0.484	0.488	0.464	0.462	0.468	0.442	0.460	0.466	
		Stride efficiency (%)	63.36	58.55	61.89	63.41	61.62	57.25	62.48	60.01	64.04	74.13	62.46	
		Stride count	28.27	32.67	31.78	31.40	31.85	33.04	31.63	32.27	31.24	29.04	313.19	

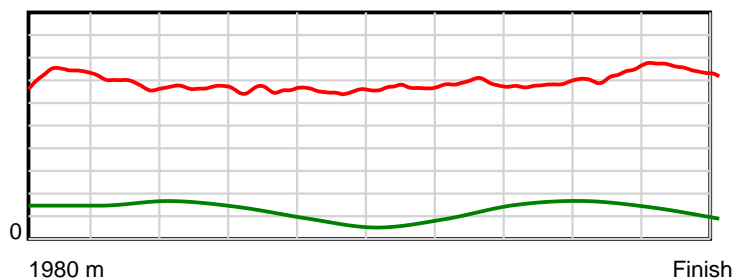
10 m Stride length



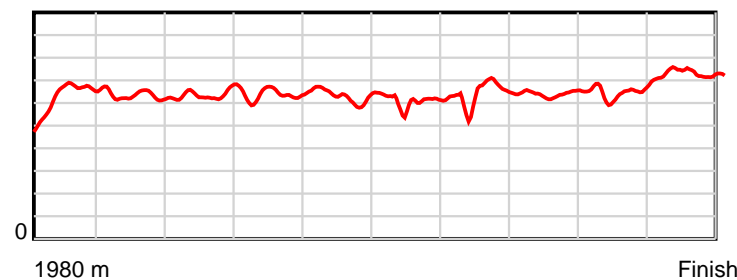
0.6 s Stride duration



20 m/sec Speed



100 % Stride efficiency



Note: Horizontal distance axis grid lines are 200m furlongs.

Disclaimer.

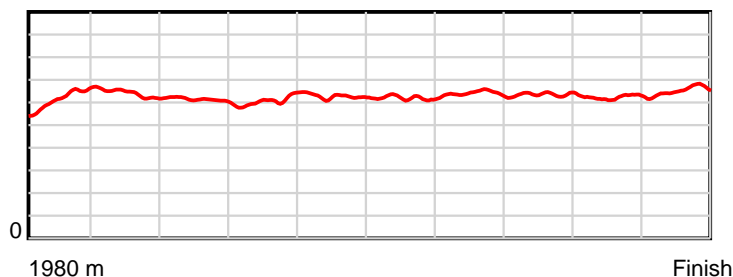
HRNZ and NZMTC and Thoroughbred Ratings Pty Ltd accepts no responsibility for the completeness or accuracy of any of the information contained herein, and makes no representations about its suitability for any particular purpose. Users should make their own judgements about those matters and/or seek independent advice. You assume all risks associated with use of the data provided on this page.

Race Results

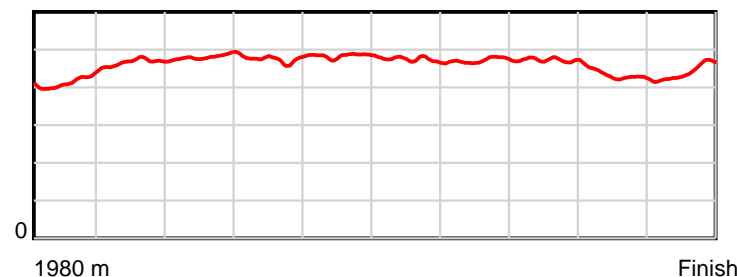
September 21, 2023, Race 5, AIRPARK CANTERBURY MOBILE PACE, Distance 1980m, Addington - Survey 1980m

Result	TAB no.	Horse (Barrier)	1980 to	1800m to	1600m to	1400m to	1200m to	1000m to	800m to	600m to	400m to	200m to	Total or	Margin
10th	3	Eddie Osei (2)	1800m	1600m	1400m	1200m	1000m	800m	600m	400m	200m	WP	Average	
		Position in running (margin)	-	4(2.5)	4(7.7)	7(6.1)	9(8.4)	8(7.5)	9(7.5)	9(7.6)	10(7.7)	10(7.6)		5.40
		Sectional time (s)	12.06	14.93	15.80	15.63	15.41	15.39	14.75	14.98	13.73	13.43		
		Cumulative time (s)	146.11	134.05	119.12	103.32	87.69	72.28	56.89	42.14	27.16	13.43	2:26.11	
		Speed (m/s)	14.93	13.40	12.66	12.80	12.98	13.00	13.56	13.35	14.57	14.89	13.55	
		Stride length (m)	6.26	6.26	6.10	6.08	6.28	6.16	6.40	6.30	6.27	6.60	6.27	
		Stride duration (s)	0.414	0.467	0.482	0.475	0.484	0.474	0.472	0.472	0.430	0.443	0.462	
		Stride efficiency (%)	61.32	61.27	58.07	57.69	61.60	59.24	64.03	62.06	61.39	67.98	61.37	
		Stride count	28.74	31.94	32.81	32.92	31.85	32.48	31.25	31.74	31.91	30.32	315.96	

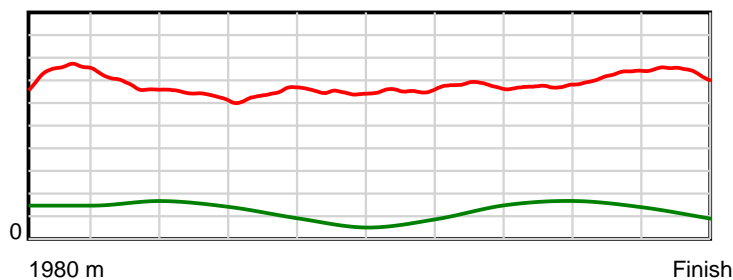
10 m Stride length



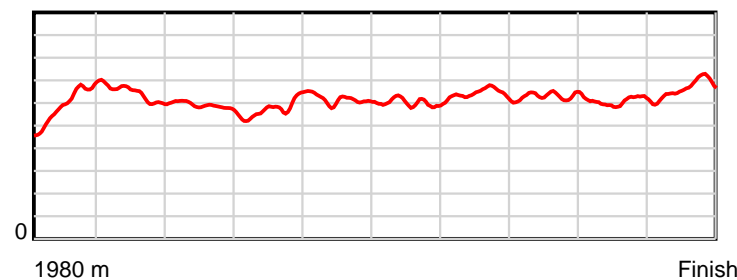
0.6 s Stride duration



20 m/sec Speed



100 % Stride efficiency



Note: Horizontal distance axis grid lines are 200m furlongs.

Disclaimer.

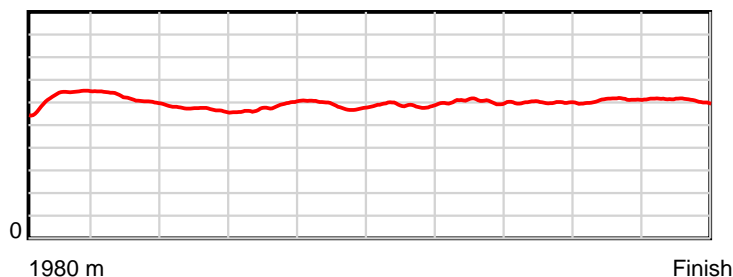
HRNZ and NZMTC and Thoroughbred Ratings Pty Ltd accepts no responsibility for the completeness or accuracy of any of the information contained herein, and makes no representations about its suitability for any particular purpose. Users should make their own judgements about those matters and/or seek independent advice. You assume all risks associated with use of the data provided on this page.

Race Results

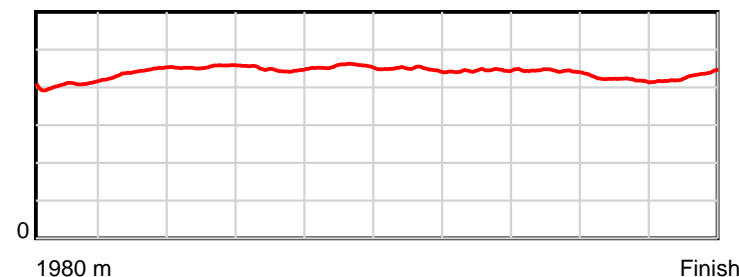
September 21, 2023, Race 5, AIRPARK CANTERBURY MOBILE PACE, Distance 1980m, Addington - Survey 1980m

Result	TAB no.	Horse (Barrier)	1980 to	1800m to	1600m to	1400m to	1200m to	1000m to	800m to	600m to	400m to	200m to	Total or	Margin
11th	6	South Seas Roc... (5)	1800m	1600m	1400m	1200m	1000m	800m	600m	400m	200m	WP	Average	
		Position in running (margin)	-	2(0.3)	2(2.9)	2(2.4)	4(3.7)	5(3.9)	5(3.7)	5(3.7)	5(3.8)	5(3.9)		5.90
		Sectional time (s)	11.62	14.49	15.98	15.48	15.58	15.35	14.74	14.97	13.79	14.21		
		Cumulative time (s)	146.21	134.59	120.10	104.12	88.64	73.06	57.71	42.97	28.00	14.21	2:26.21	
		Speed (m/s)	15.50	13.80	12.52	12.92	12.84	13.03	13.57	13.36	14.50	14.07	13.54	
		Stride length (m)	6.34	6.09	5.69	5.79	5.85	5.84	6.03	5.93	6.11	6.05	5.96	
		Stride duration (s)	0.407	0.441	0.455	0.448	0.456	0.448	0.444	0.444	0.421	0.430	0.440	
		Stride efficiency (%)	62.82	57.96	50.55	52.43	53.47	53.28	56.84	54.89	58.30	57.15	55.56	
		Stride count	28.39	32.84	35.16	34.53	34.19	34.25	33.16	33.74	32.74	33.07	332.07	

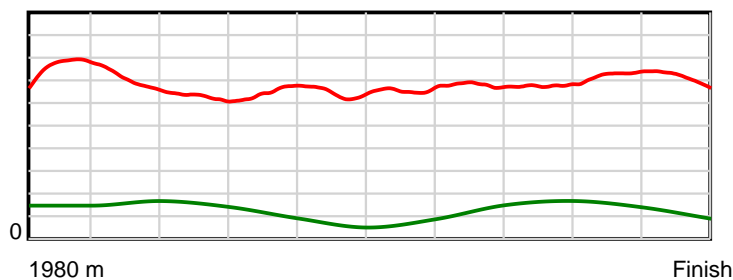
10 m Stride length



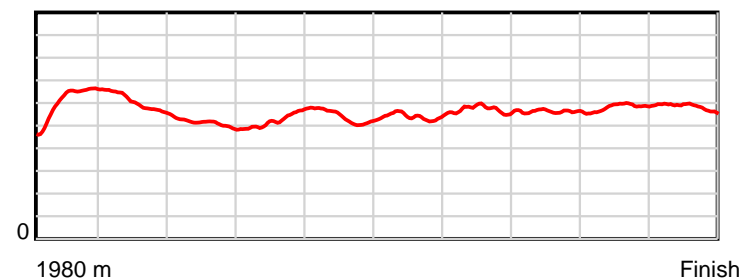
0.6 s Stride duration



20 m/sec Speed



100 % Stride efficiency



Note: Horizontal distance axis grid lines are 200m furlongs.

Disclaimer.

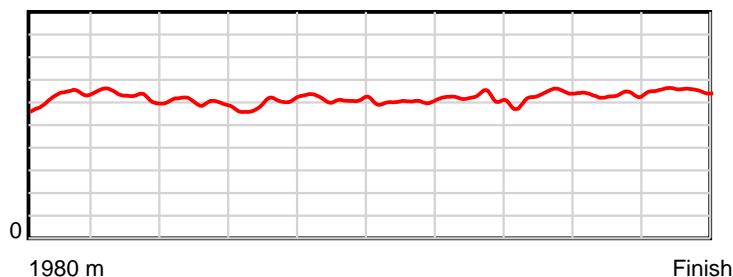
HRNZ and NZMTC and Thoroughbred Ratings Pty Ltd accepts no responsibility for the completeness or accuracy of any of the information contained herein, and makes no representations about its suitability for any particular purpose. Users should make their own judgements about those matters and/or seek independent advice. You assume all risks associated with use of the data provided on this page.

Race Results

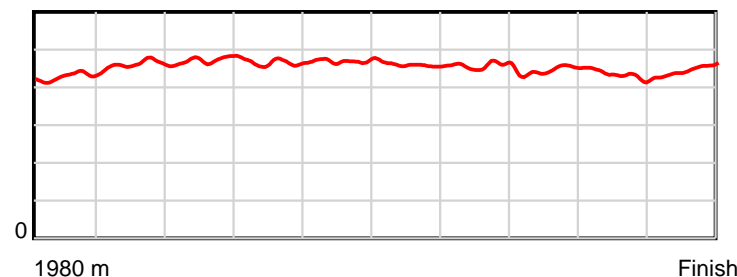
September 21, 2023, Race 5, AIRPARK CANTERBURY MOBILE PACE, Distance 1980m, Addington - Survey 1980m

Result	TAB no.	Horse (Barrier)	1980 to	1800m to	1600m to	1400m to	1200m to	1000m to	800m to	600m to	400m to	200m to	Total or	Margin
12th	10	McCrikey (9)	1800m	1600m	1400m	1200m	1000m	800m	600m	400m	200m	WP	Average	
		Position in running (margin)	-	10(7.0)	9(12.0)	12(10.2)	13(13.2)	12(11.3)	13(11.1)	13(11.5)	12(8.7)	12(9.5)		8.50
		Sectional time (s)	12.71	14.89	15.78	15.74	15.24	15.36	14.80	14.48	13.90	13.74		
		Cumulative time (s)	146.64	133.93	119.04	103.26	87.52	72.28	56.92	42.12	27.64	13.74	2:26.64	
		Speed (m/s)	14.17	13.43	12.67	12.71	13.12	13.02	13.51	13.81	14.39	14.56	13.50	
		Stride length (m)	6.28	6.20	5.99	5.91	6.16	5.98	6.20	6.13	6.23	6.51	6.15	
		Stride duration (s)	0.429	0.462	0.472	0.465	0.470	0.459	0.459	0.444	0.433	0.447	0.456	
		Stride efficiency (%)	61.54	60.13	55.99	54.65	59.39	55.91	60.07	58.78	60.73	66.22	59.20	
		Stride count	28.68	32.24	33.41	33.82	32.44	33.44	32.26	32.61	32.08	30.72	321.70	

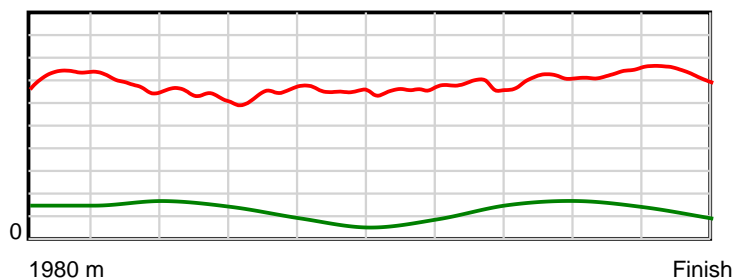
10 m Stride length



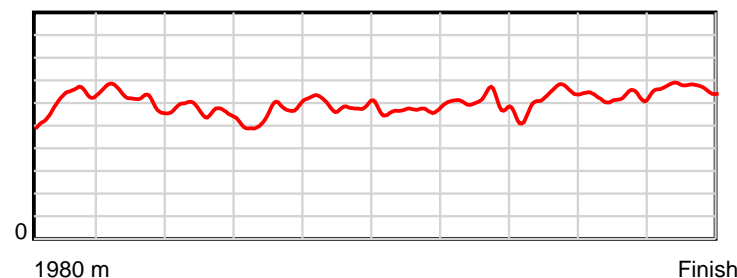
0.6 s Stride duration



20 m/sec Speed



100 % Stride efficiency



Note: Horizontal distance axis grid lines are 200m furlongs.

Disclaimer.

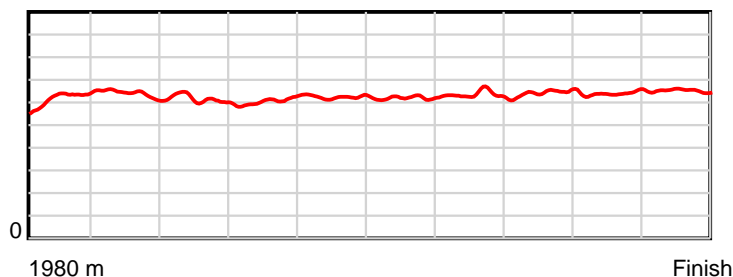
HRNZ and NZMTC and Thoroughbred Ratings Pty Ltd accepts no responsibility for the completeness or accuracy of any of the information contained herein, and makes no representations about its suitability for any particular purpose. Users should make their own judgements about those matters and/or seek independent advice. You assume all risks associated with use of the data provided on this page.

Race Results

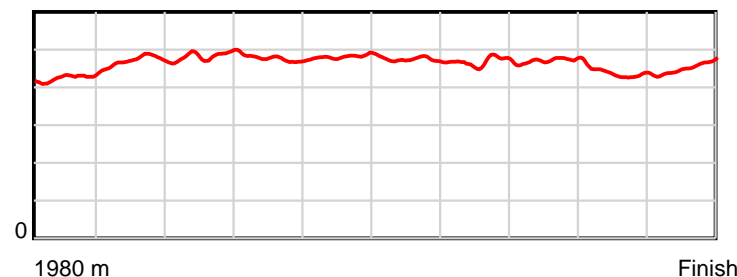
September 21, 2023, Race 5, AIRPARK CANTERBURY MOBILE PACE, Distance 1980m, Addington - Survey 1980m

Result	TAB no.	Horse (Barrier)	1980 to	1800m to	1600m to	1400m to	1200m to	1000m to	800m to	600m to	400m to	200m to	Total or	Margin
13th	2	Whatablaze (1)	1800m	1600m	1400m	1200m	1000m	800m	600m	400m	200m	WP	Average	
		Position in running (margin)	-	6(4.8)	6(10.3)	9(8.2)	11(10.8)	11(9.2)	11(9.3)	11(9.6)	13(9.4)	13(9.6)		10.20
		Sectional time (s)	12.19	14.98	15.73	15.68	15.29	15.40	14.78	14.93	13.79	14.15		
		Cumulative time (s)	146.92	134.73	119.75	104.02	88.34	73.05	57.65	42.87	27.94	14.15	2:26.92	
		Speed (m/s)	14.77	13.35	12.71	12.76	13.08	12.99	13.53	13.40	14.50	14.13	13.48	
		Stride length (m)	6.26	6.30	6.16	6.07	6.30	6.15	6.34	6.31	6.33	6.42	6.26	
		Stride duration (s)	0.425	0.472	0.484	0.476	0.482	0.474	0.469	0.471	0.437	0.454	0.465	
		Stride efficiency (%)	61.22	61.98	59.23	57.52	62.03	59.11	62.88	62.20	62.68	64.46	61.28	
		Stride count	28.76	31.76	32.49	32.97	31.74	32.52	31.53	31.70	31.58	31.14	316.19	

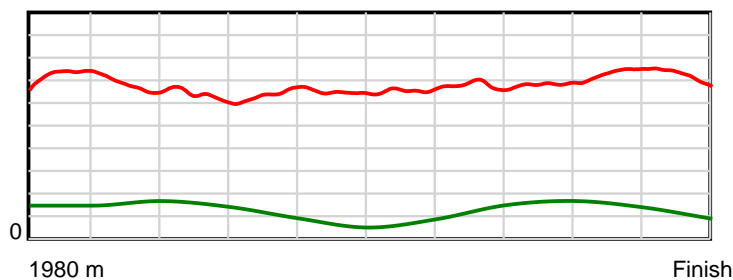
10 m Stride length



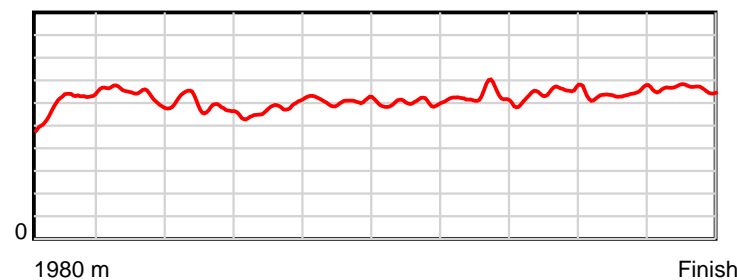
0.6 s Stride duration



20 m/sec Speed



100 % Stride efficiency



Note: Horizontal distance axis grid lines are 200m furlongs.

Disclaimer.

HRNZ and NZMTC and Thoroughbred Ratings Pty Ltd accepts no responsibility for the completeness or accuracy of any of the information contained herein, and makes no representations about its suitability for any particular purpose. Users should make their own judgements about those matters and/or seek independent advice. You assume all risks associated with use of the data provided on this page.